

# CLOAK: Towards Practical Development and Deployment of Confidential Smart Contracts

Qian Ren\* Han Liu\* Yue Li\* Hong Lei\*<sup>†</sup> Lei Wang<sup>‡</sup> Bangdao Chen\*

\*Oxford-Hainan Blockchain Research Institute, Hainan, China

<sup>†</sup>School of Computer Science and Cyberspace Security, Hainan University, Hainan, China

<sup>‡</sup>Department of Computer Science and Engineering, Shanghai Jiao Tong University, Shanghai, China

**Abstract**—In recent years, as blockchain adoption has been expanding across a wide range of domains, *e.g.*, supply chain finance, digital asset, *etc.*, the confidentiality of smart contracts is now a fundamental demand for practical applications. However, while new privacy protection techniques keep coming out, how existing ones can best fit development settings is little studied. State-of-the-art solutions suffer from limited architectural support in terms of programming interfaces, thus can hardly reach general developers.

This paper proposes CLOAK, a pluggable and configurable framework for developing and deploying confidential smart contracts. The key capability of CLOAK is allowing developers to implement and deploy practical solutions to *multi-party transaction* (MPT) problems, *i.e.*, transact with secret inputs and states owned by different parties, by simply *specifying* it. To this end, CLOAK allows users to specify privacy invariants in a declarative way, automatically generate runtime with verifiably enforced privacy and deploy it to the existing platforms with TEE-Blockchain architecture to enable the MPT. In our evaluation on both examples and real-world applications, developers manage to deploy business services on blockchain in a concise manner by only developing CLOAK smart contracts whose size is less than 30% of the deployed ones and the gas cost of deployed MPTs reduces 19%.

**Index Terms**—blockchain, smart contract privacy, zero-knowledge proof, trusted execution environment

## I. INTRODUCTION

With rapid development of both permissionless and permissioned blockchains, privacy issues have now become one of the top concerns for smart contracts, *i.e.*, keep transaction inputs and contract states as secrets to non-relevant participants. In many of the practical applications, privacy is an essential property to achieve, *e.g.*, avoiding malicious arbitrage on cryptocurrency, protecting sensitive information in a cooperative business *etc.* Unfortunately, despite the importance of smart contract privacy, most of the existing blockchains are designed *without privacy* by nature [27]. For example, miners of Ethereum verify transactions in a block by re-executing them with the exact input and states. Consequently, private data is shared in the entire network.

**Confidential smart contract.** To address the aforementioned problem, researchers have proposed a variety of solutions in recent years to the design of *confidential smart contract*. In general, these approaches fall into two categories based on cryptography techniques and trusted hardware, respectively. For the former class of approaches, techniques including ring

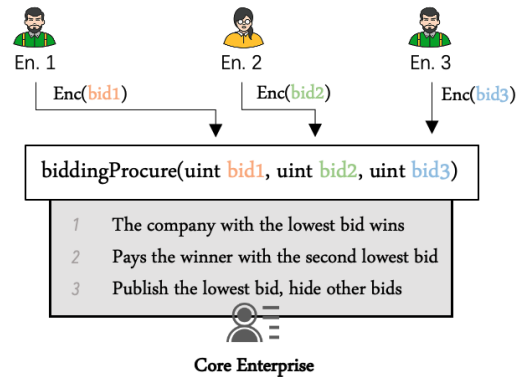


Fig. 1: A simplified multi-party transaction scenario

signature, homomorphic encryption and zero-knowledge proof (ZKP) are adopted to achieve anonymity and privacy [5]–[7], [13]. For the latter, Trusted Execution Environment (TEE), *e.g.*, Intel SGX, is commonly used to provide confidentiality and trustworthiness [8], [15]. More specifically, TEE is able to reveal sealed transactions and execute them in enclaves to hide input and contract states with a verifiable endorsement from the hardware manufacture.

**Limitations.** However, while both classes of solutions provide architectural capabilities to enforce confidential lifecycles of transactions, they are non-sufficient for the *development* of practical applications. Figure 1 describes a scenario of procurement bidding among multiple enterprises in the setting of supply chain applications. Specifically, each participant submits its secret bid and a core enterprise decides a winner with the lowest bid. The core enterprise pays the second-lowest bid to the winner instead of the lowest one through updates on its balance. For cryptography-based solutions, developers are required to implement a set of off-chain multi-party computation programs and on-chain verification smart contracts, as indicated by [7]. On the other hand, TEE-based solutions allow developers to implement general smart contracts with secrets owned by only one side in a single transaction. Consequently, the implementation needs to process one source of confidential bid input at a time, cache intermediate bids and generate final states when bidding completes. To sum up, confidential smart contracts in the literature can hardly fit in the practical multi-

party applications.

**Challenges.** To handle multi-party applications on blockchain, we face the following challenges:

**C1: General multi-party privacy specification.** Specifying multi-party privacy in smart contracts often requires low-level implementations, which is time-consuming and error-prone in practice. A general high-level specification interface which meets diverse collaboration scenario, *e.g.* changing, anonymous or designated participant negotiation process, is highly desired but unsupported in solutions to date.

**C2: Pluggable and configurable framework design.** Apart from the basic confidentiality, scalability, and availability, practical applications further call for a pluggable and configurable framework to be compatible with existing platforms and workflow. *e.g.*, easy to plug in different hardware or blockchain to support multi-party privacy.

**C3: Verifiable multi-party privacy enforcement.** Enforcing the multi-party privacy throughout the entire lifecycle is challenging as well. It is not just about execution confidentiality, but about result variability. The variability of the multi-party process essentially distinguishes the multi-party results from the results executed off-chain and naively stored on-chain.

**Multi-party transaction.** In this paper, we formalized the Multi-party Transaction (MPT) problem on blockchain for the first time and designed the CLOAK framework as a practical development and deployment solution. Specifically, CLOAK allows developers to annotate privacy invariants as annotations in contract source code. It checks the privacy specification consistency and then generates deployable smart contract on blockchain. The main contributions of this work are as follows:

- We formalize the *Multi-party Transaction* (MPT) problem on blockchain for the first time, which transacts with secret inputs and states owned by different parties.
- We design a novel MPT-enabled configurable confidential smart contract framework, which is pluggable to existing TEE-Blockchain architectures. Our framework allows parties anonymously reach consensus on a MPT proposal and get its result fairly and automatically in all-but-one malicious nodes threat model.
- We highlight a domain-specific language, which allows developers to annotate privacy invariants, including MPT, as annotations in smart contracts, and generate privacy-compliant deployable code.
- We have applied CLOAK in several industrial applications, including supply chain, e-governance *etc.* CLOAK manage to vastly simplify the implementation of confidential transactions with a relatively little deployment gas cost.

This paper is organized as follows. In section III, we formally define the multi-party transaction problem and show overview of CLOAK in section IV. Then, we introduce how to develop confidential smart contract supporting MPT in section V. Section VI introduces how to deploy CLOAK generated code to achieve MPT and analyzes system properties. Finally, we evaluate CLOAK in section VII and conclude in section IX.

## II. BACKGROUND

**Blockchain and smart contract.** Blockchain is a recently emerged technology used in popular cryptocurrencies. Smart contracts of blockchain, *e.g.* Ethereum [27], are account-like entities that can execute general purpose computation, *e.g.* receive transfers, make decisions, store data or interact with other contracts. With smart contracts in place, applications that could previously run only through a trusted intermediary can now operate in a fully decentralized fashion and achieve the same functionality with comparable reliability. However, the blockchain and smart contract platform also suffers in transaction capacity, computation cost, as well as data privacy.

**Trusted execution environment.** A key building block of CLOAK framework is a trusted execution environment (TEE) that protects the confidentiality and integrity of computations, and can issue proofs, known as attestations, of computation correctness. CLOAK is implemented with Intel SGX, a specific TEE technology which has recently been adapted as a powerful tool to support blockchain-based applications [8], [21].

## III. MULTI-PARTY TRANSACTION

We propose a new smart contract data privacy problem in blockchain called Multi-party Transaction (MPT): For  $n(n \in \mathbf{Z}^* \wedge n > 1)$  parties, an MPT takes input  $x_i$  from each party  $P_i$  and  $C(s)$ , which is the cryptography commitment of contract old state  $s$ , *e.g.*, the hash or encryption result of  $s$ , *etc.*. Then, it runs the specified function  $f$ , publishes committed output  $r_i$ , a proof  $p$  and committed contract new state  $C(s')$ .

$$f(x_1, x_2, \dots, x_n, C(s)) \Rightarrow C(r_1), C(r_2), \dots, C(r_n), C(s'), p$$

An MPT should satisfy the following two attributes:

- **Confidentiality:** Each party  $P_i$  knows  $r_i$  without knowing  $\{x_j, r_j | i \neq j\}$  except what can be derived from  $x_i, r_i$  itself.  $P_i$  should know state  $s$  or  $s'$  only when owned by  $P_i$ .
- **Verifiability:** With  $p$ , all nodes could verify that the commitment of new state  $C(s')$  and return value  $C(r_i)$  is the correct result of a function  $f$ , which takes unknown  $\{x_j | j = 1..n \wedge j \neq i\}$  from  $n(n \in \mathbf{Z}^* \wedge n > 1)$  parties and old state  $s$ , which is committed by on-chain  $C(s)$ .

MPT is different from Multi-party Computation (MPC). In MPC, even though all MPC participants acknowledge the transaction and record the result on a blockchain, it is hard for other nodes to verify it. Consequently, other nodes regard it as normal immutable data, making the MPC results lose widespread trust. In contrast, MPT achieves the same level of security and final consistency as smart contracts with proofs.

## IV. CLOAK FRAMEWORK OVERVIEW

To handle the challenges of MPT problem, we design a CLOAK framework. Figure 2 shows the workflow of CLOAK. It mainly divides into two phases, development and deployment. In the development phase, we provide a domain-specific annotation language in section V-A. Developers could annotate privacy invariants in Solidity smart contract intuitively to get CLOAK smart contract. The core of the development phase

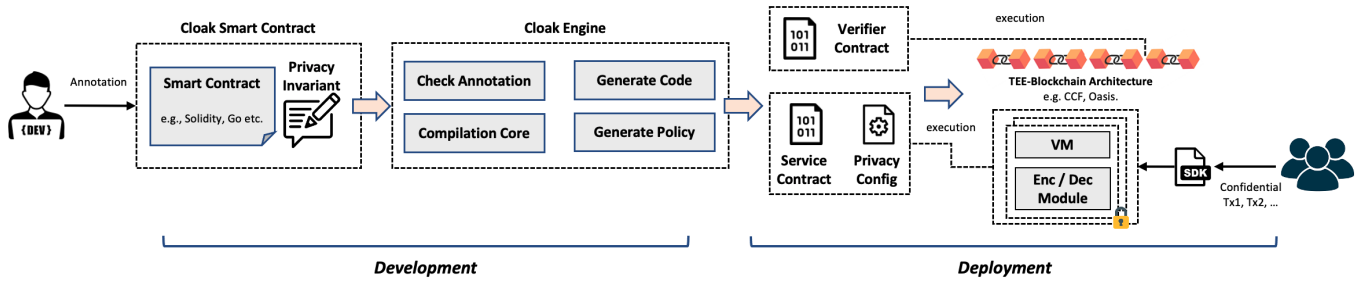


Fig. 2: The overall workflow of CLOAK

is Cloak Engine, it checks the annotation to make sure the privacy invariants are correct, then generates verifier contract, service contract, and privacy config. Section VI illustrates the deployment phase. CLOAK help developers to deploy all generated code to any blockchain with TEE-Blockchain Architecture, *e.g.*, Oasis [8], CCF [21], *etc.* Participants use CLOAK SDK to interact with blockchain and TEE network to make MPT transactions.

## V. DEVELOPMENT OF CONFIDENTIAL SMART CONTRACT

### A. Annotate Privacy Invariants

1) *Syntax and Semantics*: CLOAK language is an domain-specific annotation language for confidential smart contract; it allows developers to declare the identity of the owner and annotate the ownership of private data. To make smart contract privacy practical, CLOAK language is implemented based on Solidity.

```

1 expression
2   : 'me'
3   | 'all'
4   | 'tee'
5   ...
6 typeName
7   : typeName ['(!' identifier)? ']'
8   | typeName ['(cloakAnnotation)? ']'
9   ...
10 cloakAnnotation
11  : '@'expression
12 map
13  : 'mapping' ['(elementaryTypeName
14  ('!' identifier)? '=>' typeName (cloakAnnotation)?
15  ']' );
16 parameter
17  : typeName (cloakAnnotation)? identifier? ;
18 variableDeclaration
19  : typeName (cloakAnnotation)? identifier ;
20 stateVariableDeclaration
21  : typeName (cloakAnnotation)? (ConstantKeyword)*
22  identifier('=' expression)? ';' ;

```

Listing 1: The syntax of CLOAK

As shown in Listing 1, the core of CLOAK syntax includes two parts, the identity declaration of the owner and the annotation of private data.

**Identity declaration.** In line 1-4, CLOAK first predefined some common use privacy owners, such as **me**, **all**, **tee**. **me** means the `msg.sender`, **all** means public to all accounts and **tee** means non-access to all accounts except TEE. CLOAK

also supplies **!** to allow developers to declare some temporary address variables as owners, such as the address key of mapping state variables, element of address array and function arguments in address type in line 8 and 17.

**Privacy annotation.** With predefined owners, a developer could intuitively annotate the privacy owner of every private data. For example, lines 10-14 allows developers to write code as `mapping(address!x=>uint@x)`. It means each value of the mapping is private to its corresponding address key, which is declared as **x**. The scope of the declared identity is consistent with the scope of the variable.

2) *Illustrating Example*: With CLOAK, users could intuitively specify the MPT in Figure 1 as a CLOAK smart contract, the `.cloak` file in Listing 2.

```

1 contract SupplyChain {
2   mapping(address !k => uint @k) balances;
3   uint @all mPrice;
4
5   function biddingProcure(
6     address[!p] parties,
7     uint[@p] bids,
8     address tenderer
9   ) public
10  returns (address winner, uint @winner sPrice) {
11    winner = parties[0];
12    uint mPrice = reveal(bids[0], all);
13    sPrice = reveal(bids[0], winner);
14    for (uint i = 1; i < parties.length; i++) {
15      if (bids[i] < mPrice) {
16        winner = parties[i];
17        sPrice = mPrice;
18        mPrice = bids[i];
19      } else if (bids[i] < sPrice) {
20        sPrice = bids[i];
21      }
22    }
23    balances[tenderer] -= sPrice;
24    balances[winner] += sPrice;
25  }
26 }

```

Listing 2: CLOAK smart contract of bidding procurement

In line 1, the developer could declare the key of `balances` as a temporary variable **k**, then specifies the corresponding value is owned by the account with address **k**, *e.g.*, `balances[tenderer]` is only known by the `tenderer` in line 23. In line 2, the developer specifies `mPrice` should be public. In line 6-7, to handle an uncertain number of suppliers, the developer declares owners **p** and specifies the owners' owned data separately in two dynamic arrays. In line 10,

the return value `sPrice` is owned by the winner. In line 12-13, the developer **reveals** private data to another owner, which is forced by CLOAK to avoid unconsciously leaking privacy. In line 14-24, it computes the lowest price, the second lowest price, and the winner. The computation is based on the operation between private data from different parties, e.g., `bids[i] < sPrice, balances[tenderer] += sPrice`.

### B. Annotation Checking

Taking a CLOAK smart contract, CLOAK ignores the annotation to checks the Solidity validation first. Then, CLOAK builds an Abstract Syntax Tree (AST) for further analysis. It infers data owner in Algorithm 1. In lines 5-12, it traversals the AST in post-order and updates each parent node's owner  $o_p = o_l \cup o_r$ . The  $o_l$  and  $o_r$  are the owner sets of the left and right child nodes respectively. CLOAK adopts Algorithm 2 to infer the privacy type of function. In lines 2-9, it recognizes a function as an MPT if  $TEE \in o$  or  $|o \setminus \{all\}| \geq 2$ . The latter means the function will take private data from different parties. Then, CLOAK checks privacy invariants consistency. For example, CLOAK prohibits developers from implicitly assigning their private data to variables owned by others.

---

#### Algorithm 1: inferNodeOwner

---

**Input:** A AST node of CLOAK smart contract  $n$   
**Output:** the owner set of private data  $o_p$

```

1  $o_p \leftarrow \emptyset$ ;
2 if  $n$  is null then
3   | return  $o_p$ ;
4 end
5  $o_l \leftarrow \text{inferNodeOwner}(n.\text{leftChild})$ ;
6  $o_r \leftarrow \text{inferNodeOwner}(n.\text{rightChild})$ ;
7 if  $n.\text{annotation} \neq \emptyset$  then
8   |  $n.\text{owner} \leftarrow n.\text{annotation}.\text{identity}$ ;
9   |  $o_p \leftarrow n.\text{owner}$ ;
10 else
11   |  $o_p \leftarrow o_l \cup o_r$ ;
12   |  $n.\text{owner} \leftarrow o_p$ ;
13 end
14  $n.\text{Function.type} \leftarrow \text{inferFunctionType}(o_p)$ ;
15 return  $o_p$ ;
```

---

For transaction `biddingProcure` in Listing 2, the element of address array `_parties` is declared as **p**. In line 7, the element of `_bids` is annotated to be private to **p**. With this annotation, CLOAK would require the length of related two arrays to be equal in target function. Next, in line 20, CLOAK finds that the owner of private data `_bid[i]`, which is `_parties[i]`, is not surely equal to the owner of private data `sPrice`. CLOAK infers this transaction as an MPT and runs the MPT in TEE. Only the mutated states, e.g. `parties` and `mPrice` will be published on-chain.

### C. Privacy Policy Generation

With checked AST, CLOAK generates a privacy config  $\mathcal{P}$  for the contract.  $\mathcal{P}$  simplifies and characterizes the privacy

---

#### Algorithm 2: inferFunctionType

---

**Input:** The owner set of private data  $o_p$   
**Output:** The function type

```

1 if  $|o_p \setminus \{all\}| > 0$  then
2   | if  $tee \in o_p$  or  $|o_p \setminus \{all\}| > 1$  then
3     |  $f\text{type} \leftarrow \text{MPT\_FUNC}$ ;
4   | else
5     |  $f\text{type} \leftarrow \text{CT\_FUNC}$ ;
6     | // which could be handled by NIZK or TEE
7   | end
8 else
9   |  $f\text{type} \leftarrow \text{PUB\_FUNC}$ ;
10 end
11 return  $f\text{type}$ ;
```

---

invariants. To model the privacy policy of CLOAK smart contract, we first model the policy of an annotated private data  $d$  as  $\mathcal{P}_d = \langle id, type, owner \rangle$ .

Supposing  $\mathcal{P}_U$  is the collection of all possible private data policy collections, a function privacy policy could be modeled as  $\mathcal{P}_f = \langle id, ftype, \mathbb{X}, \mathbb{R}, \mathbb{M}, \mathbb{O} \rangle$ . As inferred in Algorithm 2,  $f\text{type} \in \{\text{MPT\_FUNC}, \text{CT\_FUNC}, \text{PUB\_FUNC}\}$ , and  $\mathbb{X}, \mathbb{R}, \mathbb{M}, \mathbb{O} \in \mathcal{P}_U$ . Specifically,  $\mathbb{X}$  means *inputs*, which includes function parameters with specified data type and owner; *read*, the  $\mathbb{R}$ , records the privacy type of state variables that the  $f$  needs for execution;  $\mathbb{M}$  means *mutate*, which records the privacy type of states that the  $f$  will mutate;  $\mathbb{O}$ , which means *return* or *output*, records the privacy type of all return variables.

Finally, we model the policy of a CLOAK smart contract as  $\mathcal{P}_c = \{\mathbb{S}, \mathbb{F}\}$ , where  $\mathbb{S} \in \mathcal{P}_U$  and  $\mathbb{F}$  is a collection of function privacy policy, i.e.,  $\mathbb{F} = \{\mathcal{P}_f^i | i = 1..n\}$ .  $n$  is the number of functions in the contract.

### D. Code Generation

CLOAK generates a service contract  $\mathcal{F}$  and a verifier contract  $\mathcal{V}$ . While leaving the computation logic in  $\mathcal{F}$ , CLOAK generates  $\mathcal{V}$  to verify the result and update the state. Algorithm 4 shows the classic structure of  $\mathcal{V}$ . CLOAK first initializes a pre-deployed `CloakService` contract in  $\mathcal{V}$ . Then CLOAK transforms each MPT function  $f$  in `.cloak` into a new function  $f'$  in  $\mathcal{V}$ . The  $f'$ , e.g. `biddingProcure` in Algorithm 4, will verify the MPT proof  $\mathcal{P}$  and assign new state  $C(s')$  later. The core logic of `CloakService` shows in Algorithm 3. It holds the information of CLOAK network consisting of TEE running CLOAK runtime and also some common utils, e.g. `check`, which will check the validity of state transformation.

## VI. DEPLOYMENT OF CONFIDENTIAL SMART CONTRACT

In this section, we introduce how to deploy CLOAK runtime and generate code to TEE-Blockchain architecture and make MPT with CLOAK SDK. We also illustrate the threat model, security goals and properties of CLOAK framework.

---

**Algorithm 3: CLOAK Service Contract**

---

```
Function registerWorker(report, pk, vk)
  // contract creation by service provider
   $PK_{tee} \leftarrow pk$ ; // to build secure channel with TEE
   $VK_{tee} \leftarrow vk$ ; // to verify identity of TEE
   $REPORT_{ias} \leftarrow report$ 
Function check(proof, c, p, fbp, s)
   $expProof.\{c, p, f, s\} \leftarrow \{c, p, f_{bp}, s\}$ 
  if  $expProof = proof$  then
    | return true;
  end
  return false;
```

---

---

**Algorithm 4: Verifier Contract generated by CLOAK**

---

```
Function constructor()
  // contract creation by developer
  Parse config as (cHash, pHash, cService);
   $c \leftarrow config.cHash$ ;
   $p \leftarrow config.pHash$ ;
   $cloak \leftarrow config.cloakServiceAddress$ ;
   $PROOF_{participants} \leftarrow []$ 
   $f_{bp} = config.biddingProcureHash$ ;
Function propose(proposal)
  // callable by TEE
  Parse proposal as (id, c, f, t);
   $PROOF_{participants}[id].\{c, f, t\} \leftarrow \{c, f, t\}$ ;
   $PROOF_{participants}[id].status \leftarrow WAIT\_EXEC$ ;
Function biddingProcure(proof, read, state')
  // generated f', Callable by TEE
   $state \leftarrow getStateArray(read)$ ;
   $s \leftarrow Hash(state)$ ;
  if  $cloak.check(proof, c, p, f_{bp}, s)$  then
    |  $setState(state')$ ;
    |  $PROOF_{participants}[id].status \leftarrow COMPLETE$ 
  end
```

---

### A. Target TEE-Blockchain Architecture

In this section, we model the target TEE-Blockchain architecture and illustrate how it can work with CLOAK runtime to support confidential smart contract including MPT.

An TEE-Blockchain architecture is modeled as a system:

$$A := !C|!E|BC$$

Here  $C$  is a user/client who sends transactions,  $E$  is a machine with TEE. There can be multiple  $C$  and  $E$  instances (indicated by !).  $BC$  is a blockchain on which the data are available to all  $C$  and  $E$ . Conceptually, CLOAK enhances  $A$  to support smart contracts and MPT with strong confidentiality, integrity and availability guarantees. Current platforms, e.g., Oasis [8], [23], CCF [21], all meet our model, thus could work with CLOAK with little adaptations.

To be more specific, we illustrate the new features of  $C$  and  $E$  equipped with CLOAK, so as the called Clients and Executors.

**Clients.** Clients are end users with CLOAK SDK. A client can compile CLOAK smart contracts, deploy generated code and send MPT. We expect clients to be lightweight, allowing both mobile and web applications.

**Executors.** Executors with CLOAK runtime process requests from clients, run contracts in TEE and generate attestations proving the correctness of state updates. A key management module of CLOAK runtime distributively generate pseudorandom number (DPRG) [18] and common key pairs (DKG) [10] used for encryption ( $PK_{enc}, SK_{enc}$ ) and identity verification ( $PK_{sig}, SK_{sig}$ ) around executors. Anyone with a TEE-enabled platform can participate as a compute node, contributing to the liveness and scalability of the system.

### B. Threat Model

All parties in the system must trust CLOAK and TEE. We assume the adversary can control the operating system and the network stack of all but one executors. On controlled nodes, the adversary can reorder messages and schedule processes arbitrarily. The adversary can also observe global network traffic and may reorder and delay messages arbitrarily.

The adversary may corrupt any number of clients. Clients need not execute contracts themselves and do not require trusted hardware. We assume honest clients trust their own code and platform, but not other clients. CLOAK does not (and cannot reasonably) prevent contracts from leaking secrets intentionally or unintentionally through software bugs.

### C. Security Goals

Briefly, CLOAK aims to support execution of general-purpose confidential smart contracts with MPT while enforcing the following security properties:

**Consistency.** At any time, the blockchain stores a single sequence of state transitions consistent with the view of each compute node.

**Confidentiality.** During a period without any TEE breach, CLOAK guarantees that contract state, MPT inputs, return values are kept secret to their owners. Additionally, CLOAK allows the MPT promoter to specify anonymity level of participants while their addresses are internally public in default.

**Verifiability.** Contract state transitions reflect correct execution of contract code on given state and private inputs from multiple parties, and the bind of the MPT procedure, old state, return values, and new state can be verifiable.

**Fairness and atomicity.** A new state resulted in by MPT should be updated on-chain while return values being all delivered unless the CLOAK system being totally unavailable.

### D. Workflow

We will take the `SypplyChain` of as an example to introduce the workflow of CLOAK deploying generated code and initiating MPT transactions.

## Proc<sub>anego</sub>( $\mathbb{E}, \mathbb{P}$ )

**Inputs:** executors set  $\mathbb{E}$  and participants set  $\mathbb{P}$ , where  $|\mathbb{E}| = m$  and  $|\mathbb{P}| = n$

**Goal:**  $\mathbb{P}$  anonymously reach a consensus on an MPT proposal and commit  $x_i | i = 1..n$  on-chain as a  $PROOF_{participants}$ .

**The protocol:**

- 1) A party generates an MPT proposal  $p = \langle c, f, t, r \rangle$  and broadcasts  $C(p) = \text{Enc}_{PK_{enc}}(p)$  to CLOAK network.
- 2) Each  $E_i$  decrypts  $C(p)$ , generates an id  $id_p$  for  $p$  by DPRG [18], then broadcast  $\sigma_p = \langle id_p, p \rangle$ .
- 3) Each  $P_i$  checks  $\sigma_p$ , then broadcasts  $ACK_i = \text{Enc}_{PK_{enc}}(id_p, x_i)$  before  $t$ .
- 4) Each  $E_i$  waits for collecting all  $ACK_i$ , then cooperate by DKG [8] to generate a symmetric key  $k_p$  and send a signed transaction  $TX_p = V.propose(proposal)$  to  $BC$ , where  $proposal = \langle \text{Enc}_{PK_{enc}}(k_p), \text{Enc}_{PK_i}(k_p) | i = 1..n \rangle, [\text{Enc}_{PK_{enc}}(x_i) | i = 1..n], \text{Enc}_{k_p}(p, [Addr_i | i = 1..n]) \rangle$ .

### Protocol 1: Anonymous MPT negotiation protocol

1) *Initialization:* Before sending MPT, we initialize the executors and blockchain first. The initialization phase divides into two parts: A one-time initialization to enable CLOAK on a blockchain, *i.e.*, global infrastructure, and a one-time deployment for each confidential contract.

**Initialize global infrastructure.** To plug-in CLOAK service to an existing blockchain, any client with CLOAK SDK can deploy an CloakPKI and CloakService contract on target  $BC$ . As shown in registerWorker of Algorithm 3. CloakService is used to register  $PK_{enc}$  and  $PK_{sig}$  with an Intel Attestation Service (IAS) report  $REPORT_{ias}$ . With  $REPORT_{ias}$ , users could authenticate and build secure channel with executors' TEE. CloakPKI is a Public Key Infrastructure (PKI). While knowing the addresses of parties participating biddingProcure, CLOAK calls CloakPKI to get the registered encryption key of each party, so as to encrypt private data by their owners' public keys.

**Deploy contract-specific code.** A client, as a developer or user, uses CLOAK SDK to deploy the generated  $\mathcal{V}, \mathcal{F}, \mathcal{P}$  of SupplyChain. CLOAK SDK first sends a transaction to deploys  $\mathcal{V}$  to  $BC$ , then, gets the  $PK_{enc}$  and  $PK_{sig}$  from CloakService, broadcasts transactions encrypted by  $PK_{enc}$  to executors. The executors' TEE devices decrypt transactions to deploy  $\mathcal{F}$  and bind  $\mathcal{P}$  and  $\mathcal{V}$  address with  $\mathcal{F}$ . When the client receives the broadcast success notification signed by  $PK_{sig}$ , the developer knows the deployment is well-done.

2) *Anonymous MPT Negotiation:* A challenge of achieving MPT is that the participants of an MPT need to agree on an MPT setting without knowing each other during negotiation, *e.g.* any party interested in joining biddingProcure of a tenderer could freely participate the MPT, but following an accepted MPT setting *e.g.* specified duration or anonymity level. We propose a *Anonymous MPT Negotiation* protocol  $Proc_{anego}$  which support participants agreeing on a MPT proposal without knowing who they negotiate with before.

As is shown in Protocol 1, following  $Proc_{anego}$ , the tenderer or one of purposeful party publishes an MPT proposal with MPT setting of biddingProcure anonymously. Participants who agree with the setting response their acknowledge with private bid. Finally, the MPT proposal and encrypted bid will be stored on  $BC$ .

3) *Fair Atomic Publication:* Another challenge of MPT is to achieve fair and automatic publication of MPT result, *i.e.* return values and new state. This encourages us to design Protocol 2.

Following  $Proc_{anego}$ , each  $E_i$  executes biddingProcure and gets return values, *e.g.* winner and sPrice, and new state, *e.g.* balances[tenderer] and balances[winner].  $E_i$  first broadcasts the ciphertext of return values. Confirming that all participants received return values,  $E_i$  sends transaction to updates balances[tenderer] and balances[winner] of SupplyChain on  $BC$ . When the new state is confirmed,  $E_i$  publishes the decryption key of return values.

### E. Property Analysis

1) *Privacy:* We analyze the confidentiality of privacy data during the protocol and unlinkability of participants to an MPT.

**Confidentiality.** In a nutshell, only the  $TX_p, \mathcal{V}$  and  $C(s')$  will be public available for all users. For non-participants of the MPT, *i.e.*  $P \notin \mathbb{P}$ , without knowing  $SK_{enc}$  and  $SK_i$  belongs to  $P_i \in \mathbb{P}$ ,  $P$  only knows  $p$  from  $TX_p$  published by  $E$ . For  $P_i \in \mathbb{P}$ ,  $P_i$  knows  $p, x_i, r_i$ , the MPT negotiation status during  $Proc_{anego}$ , and  $\{Addr_i | 1 = 1..n\}$  when the internal identity disclosure is allowed in  $p$  additionally. However,  $P_i$  has no ability to know  $\{x_j, r_j | j \neq i\}$  and  $s'$  owned by  $P_j | i \neq j$ . The confidentiality also holds under **Sybil Attack**, *i.e.* an adversary compromises all but one participants or executors.

**Unlinkability.** During  $Proc_{anego}$  and  $Proc_{fapub}$ , all messages broadcast among  $\mathbb{E}$  and  $\mathbb{P}$  are encrypted. Only the message receiver could decrypt it, get the expected data structure then know that he is the receiver. For  $P \notin \mathbb{P}$ ,  $P$  cannot decrypt the message so that knows he is not the receiver while having no idea about what protocol phase the message belongs to. Therefore,  $P$  cannot link any messages or  $P_i$  addresses with a specific  $TX_p$ . For  $P_i \in \mathbb{P}$ , even although  $P_i$  is allowed to know  $\{Addr_i | 1 = 1..n\}$ ,  $P_i$  cannot link specific  $Addr_i$  with any broadcast message, since  $P_i$  cannot know the  $id_p$ , protocol phase and sender of each encrypted message. Finally, CLOAK achieves both internal and external unlinkability.



## Proc<sub>faPub</sub>( $\mathbb{E}, \mathbb{P}$ )

**Inputs:** Executors  $\mathbb{E}$  and participants  $\mathbb{P}$ , where  $|\mathbb{E}| = m$  and  $|\mathbb{P}| = n$ .

**Goal:** Each  $P_i \in \mathbb{P}$  receives  $r_i$  or none of  $\mathbb{P}$ . The delivery of  $r_i$  is atomic with the confirmation of new state  $C(s')$ .

**The protocol:**

- 1) Each  $E_i$  reads and verifies  $PROOF_{participants}$ , decrypts  $proposal$  to get  $[Addr_i | i = 1..n]$ ,  $x_i$ ,  $c$  and  $f$ , then constructs a normal transaction  $tx_p = c.f([x_i | i = 1..n])$  for VM inside TEE.  $E_i$  synchronizes old state  $C(s)$  of  $V$  according to  $\mathbb{P}$ , executes  $tx_p$  to get returns  $r_i$  and new state  $s'$  in TEE.  $E$  cooperates by DKG [10] to generate a new symmetric key  $k_r$  and broadcasts  $C(r_i) = Enc_{PK_i}(id_p, Enc(k_r, r_i)) | i = 1..n$ .
- 2) Each  $P_i$  checks  $C(r_i)$ , then broadcasts receipts,  $REC_i = Enc_{PK_{enc}}(id_p)$ .
- 3) Upon collecting all  $REC_i$  from  $P_i$ , each  $E_i$  constructs a  $proof = Sig_E(\mathcal{P}, \mathcal{F}, C(s), f)$  and sends  $TX_{mpt} = V.f'(proof, P_f, \mathbb{R}, C(s'))$  to update  $V$ 's state on  $BC$ .
- 4) Upon receiving the  $PROOF_{publication}$  of  $C(s')$ , i.e. an subchain with confirmed  $TX_{mpt}$ , Each  $E_i$  broadcasts  $k_r$ .

### Protocol 2: Fair atomic publication protocol

For now, the `address` type variables are required to be public in CLOAK, which may lead to the leakage of  $\{Addr_i | i = 1..n\}$  because of  $TX_{mpt}$ . However, we could mitigate this by processing MPT in batches and updating  $V$ 's state once.

2) **Security:** Besides sybil attack resistance analysis in VI-E1, here we analyze the security properties of  $A$  with CLOAK under other typical attacks.

**Consistency.** Instead of requiring a  $E$  to distinguish stale state from current state, CLOAK relies on the blockchain to proactively reject any update based on a forged or stale input state or different private inputs. CLOAK does not require  $E$  to have a current view of a blockchain. In  $Prof_{anego}$ , due to network delays, the different  $E$  may adopt privacy inputs of different participants. We require the  $PROOF_{participants}$  to ensure the unique of final confirmed participants. In  $Prof_{faPub}$ , a hash of old state cipher  $C(s)$  is included in the  $proof$  to prove the matchability of  $C(s)$ .

**Selective Deny Attack.** As we analyzed in VI-E1, anyone of  $\mathbb{E}$  or  $\mathbb{P}$  cannot destroy the unlinkability; so that make it impossible to selectively deny messages related to a specific proposal with  $id_d$  to reduce the anonymity set size within specified  $t$ .

**DOS Attack.** Unlike payment services, e.g. mixing, an MPT could be irrelevant to money and make it difficult to measure the value of private data. Therefore, we don't require mortgage funds to join  $Proc_{anego}$  in default. If an adversary makes DOS attack, e.g. frequently sends proposals without providing private input in  $Proc_{anego}$ , he will be blocked by  $E$  for  $\Delta$  time.  $\Delta$  could be a pre-defined system variable and vary from dishonest behaviors. Of course, it's also easy to require parties to deposit funds to  $E$  managed addresses before  $Proc_{anego}$  starts, which has been well studied.

3) **Fairness and Atomicity:** We adopt a two-phase protocol. Only when all  $C(r_i)$  is accepted by  $P_i \in \mathbb{P}$  and the corresponding  $TX_{mpt}$ , which updates  $\mathcal{V}$  with new state, confirmed on the blockchain,  $E$  will announce the  $k_r$ . Although the host of  $E$  may launch **Isolation Attacks**, which prevent  $E$  from releasing  $k_r$ , the smooth broadcast of  $k_r$  must be guaranteed

because at least one  $E$  is honest. Moreover, since any  $P_i$  with TEE can deploy CLOAK runtime to become an  $E$ , the smooth publication of  $k_r$  can be further ensured, which finally achieves standard fairness of MPT [25].

4) **Configurable:** The  $Proc_{anego}$  of CLOAK is configurable. A promoter is sovereign to configure the negotiation time  $t$ , anonymity level between participants, or the requirement of pre-transaction pledge of an MPT in  $p$ . To adjust the  $t$ , the promoter can set a specific timeout in  $p$ . Obviously, the time must be reasonable, because the negotiation can achieve agreement only when some users approve  $p$  and reply  $ACK_i$ . For transaction pledge, the promoter could add a variable in  $p$  to set up deposit,  $\mathbb{E}$  identifies the variable and adds transaction pledge phase before  $Proc_{faPub}$ . The promoter can also designate specific addresses in  $p$  to be pre-qualified participants of MPT.

## VII. EVALUATION

**System implementations.** We implement CLOAK based on ANTLR. For proof of concept, CLOAK just supports limited Solidity features, e.g. CLOAK does not support *Enum*, *Event*, *Struct* yet. CLOAK runtime is implemented as an application of CCF [21]. The VM of CLOAK runtime is a gas-free EVM.

We simulate a blockchain by using 2.5.4 of Ganache, CLOAK uses version 0.5.17 of Solc to compile the parsed contract and uses 5.0.31 of truffle to interact with the blockchain. Privacy policy  $\mathcal{P}$  is expressed by JSON.

We emphasize the data structures that CLOAK does not support in the industrial contracts has been modified to basic Solidity value types to achieve the same function. Therefore, This does not affect the reliability of the conclusion.

**Methodology and setup.** To evaluate the effectiveness of CLOAK, we propose 3 research questions.

- **Q1:** How does CLOAK reduce the complexity of developing confidential compliant contracts?
- **Q2:** What's the deployment gas cost of expanding MPT for TEE-Blockchain architecture with CLOAK?
- **Q3:** How does CLOAK perform when applied to real-world industrial contracts and scenarios?

The experiment is based on Ubuntu 18.04 with 6G memory and 2.3 GHz 8-Core Intel Core i9. Although the gas cost of a specific transaction is deterministic, it also varies from transaction arguments. Therefore, we send each transaction of CLOAK parsed contract 5 times with different arguments to get the average.

### A. Development Simplicity

To answer **Q1**, we apply CLOAK on 9 contracts. The 9 contracts vary from LOC, scenarios, and privacy needs. Contracts business involves energy, education, finance, meditation, and blockchain infrastructure. Their LOC distributes from 25 to 1029, which is representative distribution in Ethereum main chain [11]. Each of these contracts consists of at least two types of three functions, including public function, CT function, and MPT function at the same time.

TABLE I: The LOC of code before and after using CLOAK. the number of Functions (public, CT, MPT); the LOC of CLOAK smart contract; the whole generated verifier contract  $\mathcal{V}_{all}$ ; generated service contract  $\mathcal{F}$ , verifier contract  $\mathcal{V}$  and privacy policy  $\mathcal{P}$  for MPTs

Name	#Functions	#CLOAK	# $\mathcal{V}_{all}$	MPT related		
				# $\mathcal{F}$	# $\mathcal{V}$	# $\mathcal{P}$
PowerGrid	4(1, 1, 2)	25	146	23	126	72
Bidding	4(0, 2, 2)	44	148	38	123	102
SupplyChain	6(0, 5, 1)	68	249	36	145	85
Scores	6(0, 2, 4)	77	239	57	211	174
Insurance	8(2, 3, 3)	89	356	52	271	199
ERC20Token	11(4, 4, 3)	112	347	56	218	173
YunDou	14(10, 0, 4)	279	501	166	361	345
Oracle	22(19, 0, 3)	326	413	93	190	196
HTLC	39(31, 0, 8)	1029	852	429	401	443

Table I shows the LOC of privacy-compliant code before and after using CLOAK. Specifically, for MPT functions, while developers simply annotate in Solidity contract, CLOAK generates a total of 2.97-9.61X LOC, including 0.73-5.47X verifier contract LOC in Solidity and 1.03-3.13X privacy config in JSON. Therefore, CLOAK significantly reduces the development complexity of privacy in cryptography understanding and code implementation.

### B. Deployment Gas Cost

To answer **Q2**, we discuss the gas cost of deploying CLOAK infrastructure and transformed contracts. The transaction cost is particularly relevant as it directly corresponds to monetary expenses paid by the transaction sender.

We compile the CLOAK smart contracts in Table I by CLOAK. All CT in those contracts are deleted because of MPT irrelevance.

**Gas cost of initialization.** As an example without loss of generality, we discuss the initialization gas cost of deploying the SupplyChain contract, depicted in Figure 3.

In global initialization phase. CLOAK deploys the CloakService, and registers the key of  $E$  by calling registerWorker. This (moderate) cost is paid by CLOAK

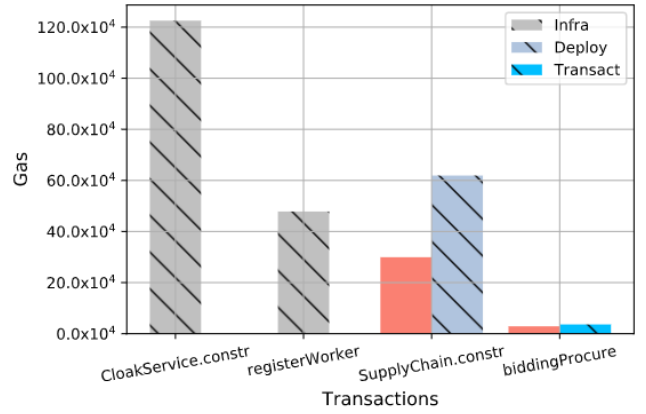


Fig. 3: The gas cost of deploying a specific contract

service provider, thus is mostly irrelevant. In contract-specific phase, CLOAK deploys the transformed SupplyChain itself by SupplyChain.constr. As shown in Figure 3, the deployment cost of the transformed SupplyChain is 2.1X to original contract (the contract without considering privacy), shown in SupplyChain.constr. This phase only occurs once per deployed contract, the cost is acceptable.

**Gas cost of sending MPT.** Figure 4 shows the deployment cost of all example contracts. In small academic contracts, left to the vertical dash line, transformed contracts' deployment gas is 2.1-4.2X to original contracts. For industrial contract, which is right to the vertical dash line, while the transformed YunDou costs 1.25X gas to its original version, RandomOracle reduces to 0.6X and HTLC reduces to even 0.1X. With the deployment gas of original contract grows, the cost of transformed contracts relatively reduced and being more less. That is because CLOAK separates MPT from the complicated calculations. The transformed MPT only keeps updating and verifying state variables on-chain. This result shows the great potential of CLOAK for applying to industrial-grade contracts.

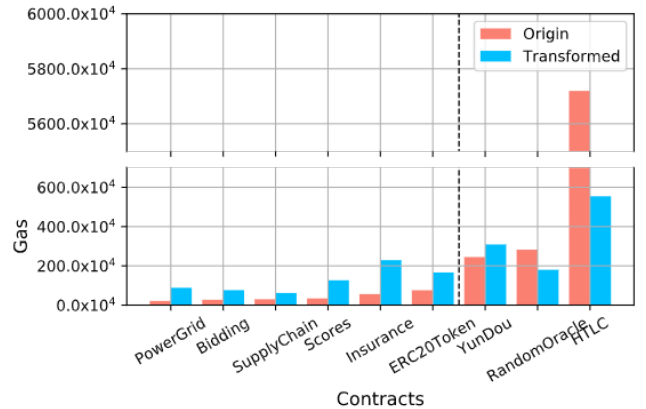


Fig. 4: Gas cost of contract deployment before and after CLOAK transformation

Figure 5 shows transaction costs of MPT. For all 9 contracts



with different 27 MPTs, the transformed MPTs cost 0.81X to original transactions on average, while the later has no confidentiality. Specifically, 19 of 27 transformed MPTs cost lower than 0.85X, the lowest one is 0.35X, which happens in `setNewProposalTxInfo` of HTLC. The highest cost in the last 8 is 1.25X. Overall, we conclude that running transactions on transformed contracts are feasible at a moderate cost.

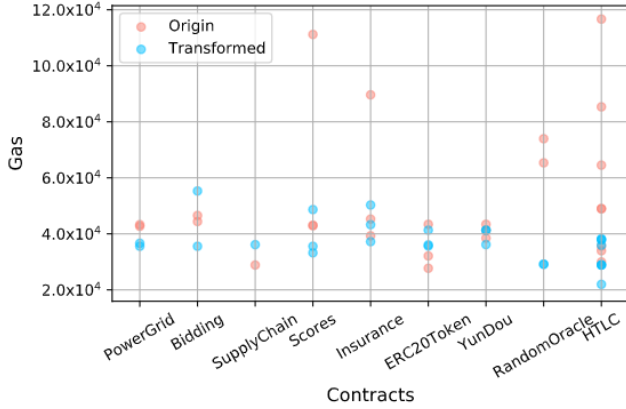


Fig. 5: Gas cost of MPT before and after CLOAK transformation

### C. Real-world Contract Application

To answer **Q3**, we apply CLOAK to 3 real-world contracts. All contracts has been used in industrial, and the LOC of HTLC is close to the max LOC in [11]. The details of those contracts and scenarios are as follows.

**YunDou.** YunDou is a consumption token contract similar to the ERC20. Users earn token through tourist actions and use points in hotels, shopping, and other places. YunDou supports co-managed accounts, which allow a group of accounts to vote for a proposed transfer transaction. However, limited by the smart contract, it's hard to hide accounts' identities and voters. In contrast, a developer with CLOAK could regard co-managed account as an MPT intuitively. While Table I and Figure 4 show the convenience and low gas cost of developing YunDou with CLOAK, we additionally discuss the scalability of CLOAK implemented MPT here.

We implement 2-n threshold voting logic with and without CLOAK separately. Without CLOAK, the privacy can not be preserved, and developers have to separate voting logic for 3 phases (propose transaction, vote for the transaction, settle transaction) to cooperate with other managers. With CLOAK, developers could express voting logic as MPT in a function, leaving CLOAK doing others. Figure 6 shows the gas cost of 2-n threshold transfer transaction without (the sum of 3 phase without privacy) and with CLOAK. It's easy for CLOAK to adapt to cooperation between 8 managers. Furthermore, the gas cost of threshold transfer with CLOAK is also much lower.

**RandomOracle.** RandomOracle is an oracle contract responding to every unique query with a (truly) random number. Without privacy, the traditional solution to get verifiable

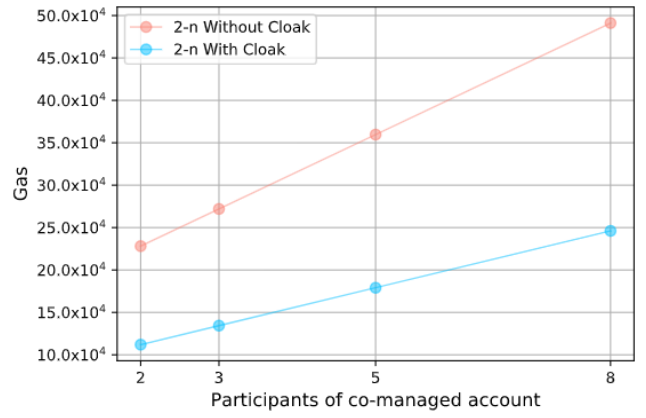


Fig. 6: Gas cost of multiparty transaction before and after CLOAK transformation

random number suffers from attacks [4]. With CLOAK, it's easy to implement an MPT, which takes private inputs from different participants and hashes the concatenate input (or by other operation) to get a final random number.

In this scenario, a worth noting thing is that CLOAK allow users to specify a long period to receive private inputs from different participants. With CLOAK, participants could asynchronously and efficiently cooperate with other parties. It's much practical than MPC based solution [9], [24].

**HTLC.** HTLC is an open-source hash time lock contract. HTLC supports payments that use hash locks and timelocks and plays a very important role in the cross-chain transaction. In this implementation, the HTLC contract costs  $5719 \times 10^4$  gas in deployment. It's too big to be deployed in Ethereum since exceeding the block gas limitation. The transactions of HTLC also suffer on the high gas cost of on-chain computation.

With CLOAK, the high-cost transaction is transformed to run in TEE. As shown in Figure 4, CLOAK leaves the new state verification and assignment functions on-chain, thus significantly reduces the deployment gas to  $554 \times 10^4$  gas.

## VIII. RELATED WORK

**Blockchain Privacy.** Zether [6] is the first privacy scheme oriented for the account model. It adopts special NIZK protocol,  $\Sigma$ -Bulletproof, to achieve anonymity and hiding transaction amount using Elgamal. Hawk [13], Arbitrum [12] designs a framework in which contracts are executed by several pre-registered credible managers. Managers are supposed to be tight-lipped, update contract state with proof to prove their honesty and get excitation. Besides, Ekiden [8] reveals and executes private transactions in TEE to confide input, result and process data of contract. CCF [21] supports users to run any typescript or C++ based application in an TEE-based permissioned blockchain. CONFIDE [15] designs a key protocol to synchronize and hold a common public key between all SGX. It also holds EVM and WASM in SGX to support kinds of contracts. Both these two schemes depend on a

committee consisting of SGX to achieve consensus. CONFIDE additionally provides CCLe, a language for developers to express which of data should be encrypted by SGX.

**Multi-Party Computation.** In terms of expressive ability, First, MPCL [19], Wysteria [20], SecreC [3], OblivM [14], CCLe [15] just distinguish values between public and private. CLOAK allows developer fine-grained annotate private values available to specific addresses. Second, while Fairplay [16], SecreC, and OblivM do not support general loops with private conditions, CLOAK runs the target function in TEE thus does not limited. For security and verifiability, MPCL and Wysteria support values stored at only one participant and are vulnerable to tampering. In terms of scalability, even the State-of-the-art MPC system [2], [26] cannot actually be extended to the public blockchain. In contrast, CLOAK handles MPT by TEE, it is easy to adopt TEE cluster [22] to scale to MPT with large participants, amounts of data and complex computation logic.

**Privacy Policy Languages.** JFlow [17] introduces information flow annotations enforcing fine-grained and powerful access control. Jeeves [1], [29] and Jacqueline [28] are languages separating core logic from non-interference policy specifications. All three languages assume a trusted executor enforcing these policies. In CLOAK, although we adopt TEE with Non-broken device assumption, which is reliable enough, and we also propose practical measures to strengthen safety. Zkay [7] proposes language for annotating privacy owner to generate off-chain proof generator and on-chain verifier contract for user. Zkay is designed for NIZK-based verifiable computation framework. It has no ability to handle MPT and suffers from proof generation a lot. In CLOAK, we recognize MPT and achieve it by TEE-Blockchain architecture.

## IX. CONCLUSION

In this paper, we formalized the Multi-party Transaction problem first time. To handle this problem, we highlighted a CLOAK, which allows developers to specify privacy invariants of MPT problems as smart contract annotations. CLOAK also provide configurable framework pluggable to existing platforms to enable MPT. The evaluation shows that the LOC of developing CLOAK smart contract is 30% less than deployed ones, while the gas cost reduced 19%.

CLOAK liberates developers from doing low-level time-consume and bug-prone implementations. Therefore, it makes developers pay more attention to privacy specification, which, finally, made privacy practical.

## REFERENCES

- [1] Thomas H Austin, Jean Yang, Cormac Flanagan, and Armando Solar-Lezama. Faceted execution of policy-agnostic programs. In *Proceedings of the Eighth ACM SIGPLAN workshop on Programming languages and analysis for security*, pages 15–26, 2013.
- [2] Assi Barak, Martin Hirt, Lior Koskas, and Yehuda Lindell. An end-to-end system for large scale p2p mpc-as-a-service and low-bandwidth mpc for weak participants. In *Proceedings of the 2018 ACM SIGSAC Conference on Computer and Communications Security*, 2018.
- [3] Dan Bogdanov, Peeter Laud, and Jaak Randmets. Domain-polymorphic programming of privacy-preserving applications. In *Proceedings of the Ninth Workshop on Programming Languages and Analysis for Security*, pages 53–65, 2014.

- [4] Dan Boneh, Joseph Bonneau, Benedikt Bünz, and Ben Fisch. Verifiable delay functions. In *Annual international cryptology conference*, pages 757–788. Springer, 2018.
- [5] Sean Bowe, Alessandro Chiesa, Matthew Green, Ian Miers, Pratyush Mishra, and Howard Wu. ZEXE: Enabling Decentralized Private Computation. *2020 IEEE Symposium on Security and Privacy*, 2020.
- [6] Benedikt Bünz, Shashank Agrawal, Mahdi Zamani, and Dan Boneh. Zether: Towards privacy in a smart contract world. In Joseph Bonneau and Nadia Heninger, editors, *Financial Cryptography and Data Security*, pages 423–443, Cham, 2020. Springer International Publishing.
- [7] Lorenzo Cavallaro, Johannes Kinder, XiaoFeng Wang, Jonathan Katz, Samuel Steffen, Benjamin Bichsel, Mario Gersbach, Noa Melchior, Petar Tsankov, and Martin Vechev. zkay: Specifying and Enforcing Data Privacy in Smart Contracts. pages 1759–1776, 2019.
- [8] Raymond Cheng, Fan Zhang, Jernej Kos, Warren He, Nicholas Hynes, Noah Johnson, Ari Juels, Andrew Miller, and Dawn Song. Ekiden: A Platform for Confidentiality-Preserving, Trustworthy, and Performant Smart Contracts. *2019 IEEE European Symposium on Security and Privacy (EuroS&P)*, 00:185–200, 2019.
- [9] Jack Doerner, Yashvanth Kondi, Eysa Lee, and Abhi Shelat. Threshold ecDSA from ecDSA assumptions: the multiparty case. In *2019 IEEE Symposium on Security and Privacy*, pages 1051–1066. IEEE, 2019.
- [10] Rosario Gennaro, Stanislaw Jarecki, Hugo Krawczyk, and Tal Rabin. Secure distributed key generation for discrete-log based cryptosystems. *Journal of Cryptology*, 20(1):51–83, 2007.
- [11] Péter Hegedűs. Towards Analyzing the Complexity Landscape of Solidity Based Ethereum Smart Contracts. *Technologies*, 7(1):6, 2019.
- [12] Harry Kalodner, Steven Goldfeder, Xiaoqi Chen, S. Matthew Weinberg, and Edward W. Felten. Arbitrum: Scalable, private smart contracts. In *27th USENIX Security Symposium (USENIX Security 18)*, pages 1353–1370, Baltimore, MD, August 2018. USENIX Association.
- [13] Ahmed Kosba, Andrew Miller, Elaine Shi, Zikai Wen, and Charalampos Papamanthou. Hawk: The Blockchain Model of Cryptography and Privacy-Preserving Smart Contracts. *2016 IEEE Symposium on Security and Privacy (SP)*, pages 839–858, 2016.
- [14] Chang Liu, Xiao Shaun Wang, Kartik Nayak, Yan Huang, and Elaine Shi. Oblivm: A programming framework for secure computation. In *2015 IEEE Symposium on Security and Privacy*. IEEE, 2015.
- [15] David Maier, Rachel Pottinger, AnHai Doan, Wang-Chiew Tan, Abdusalam Alawini, Hung Q Ngo, Ying Yan, Changzheng Wei, Xuepeng Guo, Xuming Lu, Xiaofu Zheng, Qi Liu, Chenhui Zhou, Xuyang Song, Boran Zhao, Hui Zhang, and Guofei Jiang. Confidentiality Support over Financial Grade Consortium Blockchain. pages 2227–2240, 2020.
- [16] Dahlia Malkhi, Noam Nisan, Benny Pinkas, Yaron Sella, et al. Fairplay-secure two-party computation system. In *USENIX Security Symposium*, volume 4, page 9. San Diego, CA, USA, 2004.
- [17] Andrew C Myers. Jflow: Practical mostly-static information flow control. In *Proceedings of the 26th ACM SIGPLAN-SIGACT symposium on Principles of programming languages*, pages 228–241, 1999.
- [18] Moni Naor, Benny Pinkas, and Omer Reingold. Distributed pseudo-random functions and kdcs. In Jacques Stern, editor, *Advances in Cryptology — EUROCRYPT '99*, pages 327–346, Berlin, Heidelberg, 1999. Springer Berlin Heidelberg.
- [19] Janus Dam Nielsen and Michael I Schwartzbach. A domain-specific programming language for secure multiparty computation. In *Proceedings of the 2007 workshop on Programming languages and analysis for security*, pages 21–30, 2007.
- [20] Aseem Rastogi, Matthew A Hammer, and Michael Hicks. Wysteria: A programming language for generic, mixed-mode multiparty computations. In *2014 IEEE Symposium on Security and Privacy*, pages 655–670. IEEE, 2014.
- [21] Mark Russinovich, Edward Ashton, Christine Avanesians, Miguel Castro, Amaury Chamayou, Sylvan Clebsch, and et al. Ccf: A framework for building confidential verifiable replicated services. Technical report, Microsoft Research and Microsoft Azure, 2019.
- [22] SOFAEnclave. Eip-20: Erc-20 token standard, Jan 2021.
- [23] Second State and Oasis Labs. Confidential Ethereum Smart Contracts. Technical report, 12 2020.
- [24] David Cerezo Sánchez. Raziel: Private and Verifiable Smart Contracts on Blockchains. *arXiv*, 2018.
- [25] Bhavani Thuraisingham, David Evans, Tal Malkin, Dongyan Xu, Arka Rai Choudhuri, Matthew Green, Abhishek Jain, Gabriel Kaptchuk, and Ian Miers. Fairness in an Unfair World: Fair Multiparty Computation from Public Bulletin Boards. *Proceedings of the 2017 ACM SIGSAC*

Conference on Computer and Communications Security, pages 719–728, 2017.

- [26] Xiao Wang, Samuel Ranellucci, and Jonathan Katz. Global-scale secure multiparty computation. In *Proceedings of the 2017 ACM SIGSAC Conference on Computer and Communications Security*, 2017.
- [27] Gavin Wood et al. Ethereum: A secure decentralised generalised transaction ledger. *Ethereum project yellow paper*, 2014.
- [28] Jean Yang, Travis Hance, Thomas H Austin, Armando Solar-Lezama, Cormac Flanagan, and Stephen Chong. Precise, dynamic information flow for database-backed applications. *ACM SIGPLAN Notices*, 51(6):631–647, 2016.
- [29] Jean Yang, Kvat Yessenov, and Armando Solar-Lezama. A language for automatically enforcing privacy policies. *ACM SIGPLAN Notices*, 47(1):85–96, 2012.