

# POSTERIOR COVARIANCE INFORMATION CRITERION

YUKITO IBA AND KEISUKE YANO

**ABSTRACT.** We introduce an information criterion, PCIC, for predictive evaluation based on quasi-posterior distributions. It is regarded as a natural generalisation of the widely applicable information criterion (WAIC) and can be computed via a single Markov chain Monte Carlo run. PCIC is useful in a variety of predictive settings that are not well dealt with in WAIC, including weighted likelihood inference and quasi-Bayesian prediction.

**Keywords.** Bayesian statistics; Markov chain Monte Carlo; Predictive model selection; covariate-shift adaptation; causal inference; quasi-Bayesian prediction

## 1. INTRODUCTION

Predictive model selection is a central topic in statistical science. In the early 1970s, Akaike’s information criterion (AIC; Akaike, 1971, 1973, 1974) and Mallows’s  $C_p$  (Mallows, 1973) initiated a vast area of researches in the following fifty years. Various information criteria have been proposed to assess the quality of out-of-sample prediction, for example, Takeuchi’s information criterion (TIC; Takeuchi, 1976), generalised information criterion (GIC; Konishi & Kitagawa, 1996), focused information criterion (FIC; Claeskens & Hjort, 2003), and criteria based on bootstrap samples (EIC and “optimism”; Ishiguro et al., 1997, Efron, 2004). There are also various types of cross-validatory assessments proposed for this purpose (e.g., Gelfand & Dey, 1994; Vehtari et al., 2017; Fong & Holmes, 2020).

Bayesian predictive model assessment is a problem of recent interest in this field (Gelman et al., 2013). Because Markov chain Monte Carlo (MCMC) becomes a common tool for Bayesian inference, it is highly convenient to evaluate model performance using posterior samples generated by MCMC. Pioneering proposals in this direction include the deviance information criterion (DIC; Spiegelhalter et al., 2002), Bayesian leave-one-out cross validation (Bayesian-LOOCV; Gelfand & Dey, 1994; Vehtari et al., 2017), and widely applicable information criterion (WAIC; Watanabe, 2010b, 2018b). Bayesian-LOOCV enables a direct evaluation of the predictive distribution using samples from a single run of MCMC with original data; it is not necessary to perform extra simulations with “leave-one-out” data. In addition, WAIC has a smaller variance in the Monte Carlo estimator (Watanabe, 2018b) even when the posterior density is sensitive to a leave-one-out procedure (Peruggia, 1997), whereas it is asymptotically equivalent to Bayesian-LOOCV (Watanabe, 2010a, 2018a).

The derivation of WAIC (Watanabe, 2018b) implies that the information required for evaluating the predictive ability of a model is contained in posterior distributions and can be extracted in the form of posterior covariance, at least in the lowest order of an asymptotic expansion with respect to the sample size. This principle is also seen in sensitivity estimation from MCMC outputs (e.g., Pérez et al., 2006; Giordano et al., 2018). This study aims to further pursue this idea and generalise WAIC for a wide range of predictive settings, including covariate-shift adaptation (e.g., Shimodaira, 2000; Sugiyama et al., 2007), counterfactual prediction (e.g., Platt et al., 2013; Baba et al., 2017), and quasi-Bayesian prediction (e.g., Konishi & Kitagawa, 1996; Yin, 2009).

To treat these applications in a unified manner, we develop posterior covariance information criterion (PCIC) and present the theoretical property (Theorem 2.1) in §2. PCIC allows predictive

settings where a score function for the training is not necessarily the full likelihood. In such cases, the working posterior is known as a quasi-posterior distribution (Chernozhukov & Hong, 2003), a Gibbs posterior distribution (Zhang, 2006; Jiang & Tanner, 2008), or generalised posterior distribution (Bissiri et al., 2016), and has been growing attentions in a variety of applied fields (e.g., Wang et al., 2015; Guedj, 2019; Loaiza-Maya et al., 2021).

In §3, we illustrate the applications of PCIC to several diversified predictive scenarios, which is the core of this study. In §4 we prove Theorem 2.1, highlighting the connection between PCIC and LOOCV. §5 concludes the paper.

## 2. POSTERIOR COVARIANCE INFORMATION CRITERION

In this section, we formally present PCIC and its basic properties in a generic form. In the subsequent section, we present how to utilise it in various predictive settings.

Let us begin with a quasi-Bayesian framework for PCIC. Suppose that we have  $n$  independent and identically distributed observations  $X = (X_1, \dots, X_n)$  from a sample space  $\mathcal{X}$  and weights  $\{w_i > 0 : i = 1, \dots, n\}$  for observations. On the basis of these observations, we define a quasi-posterior density on  $\Theta$  in  $\mathbb{R}^d$  associated with observation-wise score functions  $\{s_i(\cdot, \cdot) : i = 1, \dots, n\}$  and a prior density  $\pi(\theta)$  as:

$$\pi(\theta; X) = \frac{\exp\{\sum_{i=1}^n s_i(X_i, \theta)\} \pi(\theta)}{\int \exp\{\sum_{i=1}^n s_i(X_i, \theta')\} \pi(\theta') d\theta'}.$$

Using this, we define the quasi-Bayesian predictive densities of  $X_i$ s as:

$$h_{i,\pi}(\tilde{X}_i | X) := \int h_i(\tilde{X}_i | \theta) \pi(\theta; X) d\theta, \quad i = 1, \dots, n,$$

where  $\{h_i(\cdot | \theta) : i = 1, \dots, n\}$  is a set of the observation-wise probability densities parameterised by  $\theta \in \Theta$ . Our goal is to estimate the weighted quasi-Bayesian generalisation error

$$G_n := \mathbb{E}_{\tilde{X}} \left[ -\frac{1}{n} \sum_{i=1}^n w_i \log h_{i,\pi}(\tilde{X}_i | X) \right],$$

where  $\tilde{X} = (\tilde{X}_1, \dots, \tilde{X}_n)$  is an independent copy of  $X$  and  $\mathbb{E}_{\tilde{X}}$  is the expectation with respect to  $\tilde{X}$ . To this end, we introduce the *posterior covariance information criterion* (PCIC) defined by

$$\text{PCIC} = -\sum_{i=1}^n \frac{w_i}{n} \log \mathbb{E}_{\text{pos}}[h_i(X_i | \theta)] + \sum_{i=1}^n \frac{w_i}{n} \text{Cov}_{\text{pos}}[\log h_i(X_i | \theta), s_i(X_i, \theta)], \quad (1)$$

where let operations  $\mathbb{E}_{\text{pos}}$  and  $\text{Cov}_{\text{pos}}$  denote expectation and covariance with respect to the quasi-posterior distribution, respectively. An important feature of PCIC is that the training phase does not necessarily employ the full likelihood as the validation phase, which enable us to treat a wide range of predictive settings, as illustrated in §3.

The following theorem shows that PCIC is an asymptotically unbiased estimator of the quasi-Bayesian generalisation error  $G_n$ .

**Theorem 2.1.** *Under regularity conditions in Appendix A, we have*

$$\mathbb{E}_X[G_n] - \mathbb{E}_X[\text{PCIC}] = o(n^{-1}),$$

where  $\mathbb{E}_X$  is the expectation with respect to  $X$ .

*Remark.* PCIC is a natural generalisation of WAIC

$$\text{WAIC} := -\frac{1}{n} \sum_{i=1}^n \log \mathbb{E}_{\text{pos}}[h(X_i | \theta)] + \frac{1}{n} \sum_{i=1}^n \mathbb{V}_{\text{pos}}[\log h(X_i | \theta)],$$

where  $\log h(\cdot \mid \cdot)$  is a log likelihood, and  $\mathbb{V}_{\text{pos}}$  denotes variance with respect to the posterior distribution. This is verified by setting all score functions to the log likelihood  $s_1(\cdot, \cdot) = s_2(\cdot, \cdot) = \dots = s_n(\cdot, \cdot) = \log h(\cdot \mid \cdot)$  and setting  $w_1 = \dots = w_n = 1$ . Theorem 2.1 may hold for some singular models, that is, statistical models without some of regularity conditions in Appendix A, as is the case with WAIC, while in this paper we restrict ourselves to regular cases satisfying the conditions in Appendix A.

### 3. APPLICATIONS

This section gives three applications of PCIC: The first two scenarios deal with weighted likelihood inference; the last example deals with model selection for quasi-Bayesian prediction.

**3.1. Covariate shift adaptation.** In a regression scenario, the distributions of covariates are often changed between the training and test phases in real-world problems; such situation is known as *covariate shift* (Shimodaira (2000)) and has attracted considerable attention in a wide range of applications such as bioinformatics, spam filtering, brain-computer interfacing, and econometrics (e.g., Sugiyama et al., 2007; Yamazaki et al., 2007).

Applying PCIC to the Bayesian prediction under covariate shift enables the evaluation of the predictive performance of models with a single MCMC run based on the original data. This has a considerable advantage over the conventional cross-validatory assessment (Sugiyama et al., 2007), where training should be conducted repeatedly for each training set. We are also free from model-by-model analytical calculations of information quantities appearing in the bias correction term, which potentially distracts domain users from using information criteria to test their own models.

Let  $\{(Y_i, X_i) : i = 1, \dots, n\}$  be i.i.d. pairs of a response variable and a covariate, and we assume a parametric model  $\{h(Y \mid X, \theta) : \theta \in \Theta\}$  for a response variable  $Y$  given a covariate  $X$ . We introduce a pair of distributions  $p_{\text{train}}(x)$  and  $p_{\text{test}}(x)$  that express the distributions of the covariate  $X_i$ s in the training and test phases, respectively. For simplicity's sake, we assume that the ratio  $r(x) := p_{\text{test}}(x)/p_{\text{train}}(x)$  is known. Then, the quasi-posterior distribution associated with  $r(X_i)$ s is given by

$$\pi_\lambda(\theta; \{Y_i, X_i\}) \propto \exp \left\{ \sum_{i=1}^n r^\lambda(X_i) \log h(Y_i \mid X_i, \theta) \right\} \pi(\theta),$$

where  $\pi(\theta)$  denotes the prior density. According to the previous studies (Shimodaira, 2000; Sugiyama et al., 2007), we introduce tilting parameter  $\lambda \geq 0$  to control the trade-off between consistency and stability; if  $\lambda = 1$ , the working quasi-likelihood in the training phase is unbiased to the full likelihood in the test phase, but the variance of the estimated model can be large (Shimodaira (2000)). Meanwhile, setting  $\lambda = 0$  corresponds to the Bayesian inference using the unweighted likelihood, which usually leads to inconsistent but stable results. PCIC in this setup is derived from the generic expression (1) by setting  $w(X_i) = r(X_i)$ ,  $s_i(Y_i, X_i, \theta) = r^\lambda(X_i) \log h(Y_i \mid X_i, \theta)$ , which is given as

$$\text{PCIC} = -\frac{1}{n} \sum_{i=1}^n r(X_i) \log \mathbb{E}_{\text{pos}}[h(Y_i \mid X_i, \theta)] + \frac{1}{n} \sum_{i=1}^n r^{1+\lambda}(X_i) \mathbb{V}_{\text{pos}}[\log h(Y_i \mid X_i, \theta)].$$

We can select the value of the tilting parameter  $\lambda$  by minimising PCIC.

We illustrate the proposed method by selecting the tilting parameter  $\lambda$  in a regression problem described in Sugiyama et al. (2007); a set of artificial data by

$$Y_i = \text{sinc}(X_i) + \varepsilon_i, \quad i = 1, \dots, n, n+1, \dots, n+m,$$

where  $\varepsilon_i$ s follows  $N(0, \sigma^2)$  with  $\sigma^2 = (0.25)^2$ . The first  $n = 50$  covariates  $\{X_i : i = 1, \dots, n\}$  from  $N(0, 1)$  and the latter  $m = 50$  covariates  $\{X_{i+n} : i = 1, \dots, m\}$  from  $N(0.5, (0.3)^2)$  are used as the

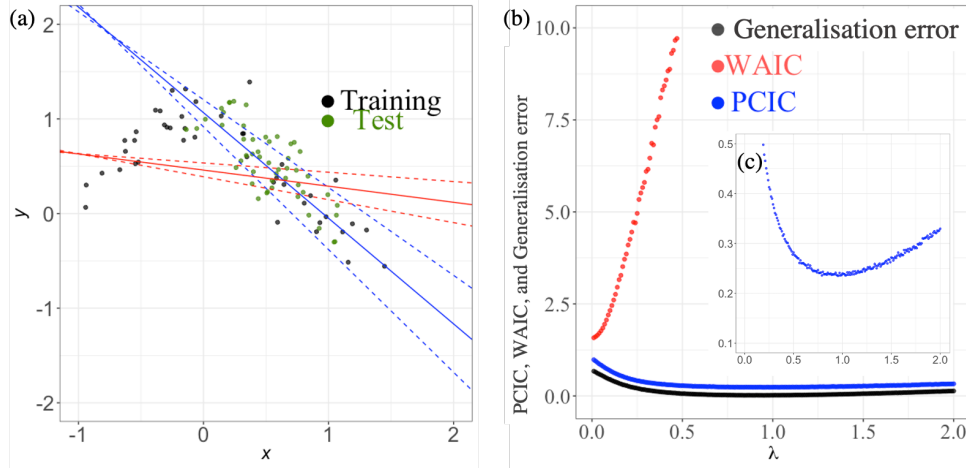


FIGURE 1. An example of the use of PCIC in covariate shift adaptation: (a) The posterior mean of  $f_\theta(x)$  and the 95% credible interval for PCIC-best  $\lambda$  are shown by a blue solid line and two dashed lines, respectively, while those for WAIC-best  $\lambda$  are shown by red solid and dashed lines, respectively. The training and test data are shown as black and green circles, respectively. (b) PCIC, WAIC, and the generalisation error for  $\lambda \in \{0.01i : i = 1, \dots, 200\}$ . (c) Enlarged plot of PCIC curve.

training and test data, respectively. We assume a linear regression model  $f_\theta(x) = \theta_1 + \theta_2 x$  and the prior distribution  $\pi(\theta) = N(0, I_2)$ , where  $I_2$  is the  $2 \times 2$  identity matrix.

Figure 1 shows the comparison of PCIC and WAIC; here WAIC uses the unweighted likelihood, and both are defined using quasi-posterior samples. Figure 1 (a) displays means and their uncertainties of the PCIC and WAIC-best quasi-posterior distribution with the sets of training and test data. Figure 1 (b) showcases the values of PCICs, WAICs, and the quasi-Bayesian generalisation error  $(1/m) \sum_{i=n+1}^{n+m} \{-\log h_{i,\pi_\lambda}(Y_i | X_i)\}$ . Figure 1 (c) provides an enlarged plot of PCIC curve which emphasizes the bias-variance trade-off of choosing  $\lambda$ . PCIC is close to the quasi-Bayesian generalisation error, whereas WAIC cannot accommodate the change in  $\lambda$  (Figure 1 (b)). These features are reflected in the resultant predictions shown in Figure 1 (a).

**3.2. Causal inference.** Causal inference and predictive model assessment have long been developed as almost separate fields. However, there is a growing interest in predictive model evaluation in counterfactual situations. Several criteria for selecting the marginal structural model (Robins et al., 2000) have been developed, for example, cross-validatory assessment (Brookhart & der Laan, 2006), focused information criterion (Vansteelandt et al., 2012), quasi-likelihood information criterion (Platt et al., 2013, Taguri & Matsuyama, 2013), and a  $C_p$  criterion (Baba et al., 2017).

Here, we develop a quasi-Bayesian version of the  $C_p$  criterion in Baba et al. (2017) by PCIC, and show that PCIC successfully works in this setting. We focus on the case of inverse probability weighted (IPW) estimation using the propensity score (Rosenbaum & Rubin, 1983), and utilise a Bayesian framework developed in recent studies (Hoshino, 2008; Saarela et al., 2015; Roy et al., 2017).

We use the following notation:  $H$  and  $n$  denote the number of treatments and sample size, respectively. The observed data consist of a set of quartets  $\{(Y_i, X_i, T_i, Z_i) : i = 1, \dots, n\}$ , where  $i$  denotes an individual,  $Y_i$  represents an observed outcome,  $X_i = (X_i^{(1)}, \dots, X_i^{(H)})$  are the set of baseline covariates,  $T_i = (T_i^{(1)}, \dots, T_i^{(H)}) \in \{0, 1\}^H$  are treatment assignments ( $T_i^{(h)} = 1$  means treatment  $h$  is applied and 0 otherwise), and  $Z_i$  is a confounder vector.

To represent a counterfactual setting, we introduce a potential outcome  $Y^{(h)} = \{Y_i^{(h)} : i = 1, \dots, n\}$  with the treatment  $h$  being applied; an observed outcome  $Y_i$  equals to  $Y_i^{(h)}$  when the treatment  $h$  is applied to the individual  $i$ . Then,  $h(\cdot | X, Z, \theta)$  is assumed to be a conditional parametric density of a potential outcome given a covariate and a confounder. Assuming that the propensity score  $e_i^{(h)} := \mathbb{P}(T_i^{(h)} = 1 | Z_i)$  is known, the quasi-posterior distribution is defined as

$$\pi(\theta; \{(Y_i, X_i, T_i, Z_i) : i = 1, \dots, n\}) \propto \exp \left\{ \sum_{i=1}^n \sum_{h=1}^H \frac{T_i^{(h)}}{e_i^{(h)}} \log h(Y_i^{(h)} | X_i^{(h)}, Z_i, \theta) \right\} \pi(\theta),$$

where  $\pi(\theta)$  is a prior density.

Here we adapt the prediction in the original population and consider a weighted loss

$$\text{wLOSS} := \mathbb{E}_{\tilde{Y}} \left[ - \sum_{i=1}^n \sum_{h=1}^H \frac{T_i^{(h)}}{e_i^{(h)}} \log h_{\pi}(\tilde{Y}_i^{(h)} | Y_1, \dots, Y_n, X_i^{(h)}, Z_i) \right]$$

with  $\tilde{Y}_i$  being an independent copy of  $Y_i$ . Expectation of wLOSS corresponds to a Bayesian predictive version of WRISK in Baba et al. (2017). Now, we can apply the generic theory in §2, which offers

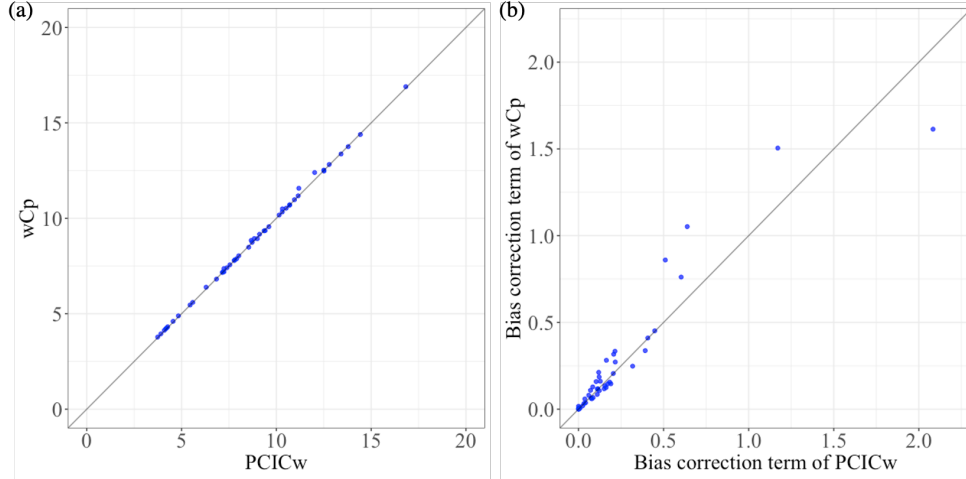


FIGURE 2. Application of PCIC to the causal inference: (a) the correspondence between  $\text{PCIC}_w$  and  $wC_p$ . (b) Comparison of the bias correction terms.

an information criterion using the weighted loss for quasi-Bayesian prediction:

$$\begin{aligned} \text{PCIC}_w = & -\frac{1}{n} \sum_{i=1}^n \sum_{h=1}^H \frac{T_i^{(h)}}{e_i^{(h)}} \log \mathbb{E}_{\text{pos}}[h(Y_i^{(h)} | X^{(h)}, Z_i, \theta)] \\ & + \frac{1}{n} \sum_{i=1}^n \sum_{h=1}^H \left( \frac{T_i^{(h)}}{e_i^{(h)}} \right)^2 \mathbb{V}_{\text{pos}} \left[ \log h(Y_i^{(h)} | X_i^{(h)}, Z_i, \theta) \right]. \end{aligned}$$

We compare  $\text{PCIC}_w$  to  $wC_p$  of the IPW estimators given in Baba et al. (2017), where  $wC_p$  is asymptotically unbiased to WRISK of IPW estimators for linear regression models with variance known. Figure 2 compares  $\text{PCIC}_w$  and  $wC_p$  when we employ the linear regression setup described in Baba et al. (2017). We create samples as

$$Y_i^{(h)} = 1 + x^{(h)} + 0.5(x^{(h)})^2 + z + \epsilon, \quad i = 1, \dots, n = 50, \quad h = 1, \dots, H = 6,$$

where  $z$  and  $\epsilon$  are independently distributed according to  $\text{Un}(-3^{1/2}, 3^{1/2})$  and  $N(0, 1)$ , respectively. Here we set the density of  $N(\theta_1 + \theta_2 x^{(h)} + \theta_3 (x^{(h)})^2, 2)$  to  $h(Y | x^{(h)}, Z, \theta)$ , and set  $N(0, 1000 \cdot I_{3 \times 3})$  to the prior distribution, where  $I_{3 \times 3}$  is the  $3 \times 3$  identity matrix. The values of  $\text{PCIC}_w$  and  $wC_p$  (and their bias-correction terms) are very similar as shown in Figure 2.

**3.3. Quasi-Bayesian prediction.** The usage of a surrogate score function instead of the full likelihood has been discussed when it is difficult or reluctant to work with the full likelihood in the training step, or when robustness against contamination, data heterogeneity, or model misspecifications are considered (e.g., Yu & Moyeed, 2001; Yin, 2009; Sriram et al., 2013; Giummolè et al., 2019). Model selection in this context has been discussed in several ways; for example, see Konishi & Kitagawa (1996); Heritier et al. (2009); Dawid & Musio (2015).

Here, we aim to compare several models such as  $M$  candidates  $\{h^{(m)}(\cdot | \theta) : \theta \in \Theta_m\}$ ,  $m = 1, \dots, M$ , when working with a quasi-posterior distribution on the basis of surrogate score functions  $\{s^{(m)}(\cdot, \theta) : \theta \in \Theta_m\}$ ,  $m = 1, \dots, M$ . We propose the model selection method of minimising PCIC given by

$$\text{PCIC} = -\frac{1}{n} \sum_{i=1}^n \log \mathbb{E}_{\text{pos}}[h^{(m)}(X_i | \theta)] + \frac{1}{n} \sum_{i=1}^n \text{Cov}_{\text{pos}}[\log h^{(m)}(X_i | \theta), s^{(m)}(X_i, \theta)],$$

where  $X_i$ s are i.i.d. observations. Below, we illustrate the application of PCIC and compare it with the model selection method of minimising WAIC:

$$\text{WAIC} = -\frac{1}{n} \sum_{i=1}^n \log \mathbb{E}_{\text{pos}}[h^{(m)}(X_i | \theta)] + \frac{1}{n} \sum_{i=1}^n \mathbb{V}_{\text{pos}}[\log h^{(m)}(X_i | \theta)].$$

For the comparison, we create samples from  $Y_i = \theta + \varepsilon_i$ ,  $i = 1, \dots, N$ , with the common distribution of  $\varepsilon_i$ s either the standard normal distribution or the Cauchy distribution. We work with the quasi-posterior distribution based on the Laplace distribution. We varied the sample size  $N$  from 10 to 100 and repeated the experiment of selecting the model among the normal, the Laplace, and the Cauchy distributions 100 times. Table 1 shows that PCIC works better than WAIC especially when the sample size is small. Figure 3 presents boxplots of the generalization errors, PCICs, and WAICs for the normal, Laplace, and Cauchy models when the true error distribution is the standard normal distribution and the sample size is 10. For each model, the mean of PCIC is closer to that of the generalisation error than that of WAIC. In addition, for the normal model, the variance of PCIC is smaller than that of WAIC. These are considered to result in better model selection when the sample size is small.

Table 1 implies that WAIC also works when the sample size is large. The following proposition shows that if the surrogate score function forms an unbiased estimating function (Godambe, 1976), PCIC is asymptotically equivalent to WAIC in expectation. The proof is provided in Appendix C.

**Proposition 3.1.** *Assume that the regularity conditions in Appendix A hold. If the specified model  $\{h(\cdot | \theta) : \theta \in \Theta\}$  contains the true distribution and the gradient of the surrogate score function  $s(\cdot, \theta)$  is an unbiased estimating function, that is,*

$$\int \nabla_{\theta} s(X, \theta) h(X | \theta) dX = 0 \text{ for all } \theta \in \Theta,$$

*then the bias correction term of PCIC is reduced to that of WAIC:*

$$\mathbb{E}_X \left[ \frac{1}{n} \sum_{i=1}^n \text{Cov}_{\text{pos}}[\log h(X_i | \theta), s(X_i, \theta)] \right] = \mathbb{E}_X \left[ \frac{1}{n} \sum_{i=1}^n \mathbb{V}_{\text{pos}}[\log h(X_i | \theta)] \right] + o(n^{-1}).$$

TABLE 1. Selection frequencies for the models selected by WAIC and PCIC among the normal, the Laplace, and the Cauchy distributions.

True distribution of $\varepsilon_i$	$N$	Criterion	Normal	Laplace	Cauchy
Normal	10	WAIC	81	18	1
		PCIC	90	8	2
Normal	20	WAIC	87	13	0
		PCIC	90	9	1
Normal	100	WAIC	99	1	0
		PCIC	99	1	0
Cauchy	10	WAIC	5	40	55
		PCIC	9	22	69
Cauchy	20	WAIC	2	17	81
		PCIC	2	14	84
Cauchy	100	WAIC	0	3	97
		PCIC	0	2	98

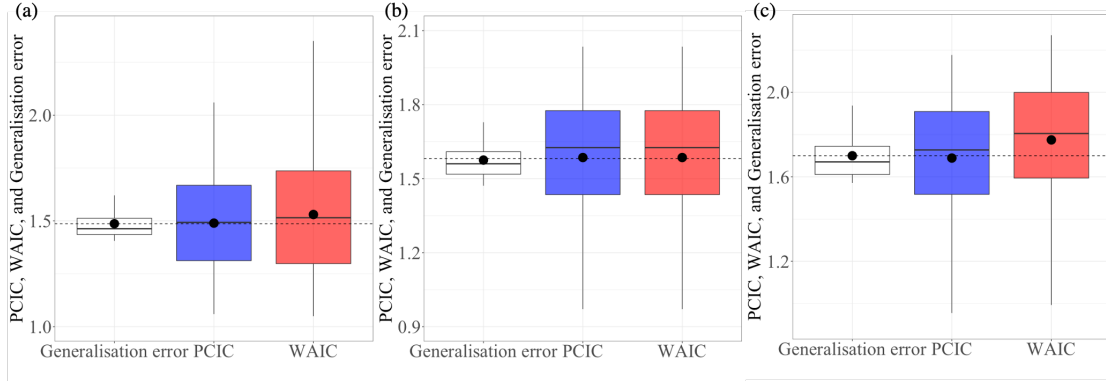


FIGURE 3. Application of PCIC to the quasi-Bayesian prediction when the true error distribution is the standard normal distribution: (a) Boxplots and the means (black points) of the generalisation error, PCIC, WAIC for the normal model. The dash line denotes the mean of the generalisation error. (b) Those for the Laplace model. (c) Those for the Cauchy model.

Because the surrogate score function in the numerical experiment satisfies the condition in the above proposition, the difference between WAIC and PCIC is asymptotically negligible for the correctly specified model. However, it considerably affects the model selection with a finite sample size, as shown in the above example.

Our approach here is relevant to that of Konishi and Kitagawa's GIC (Konishi & Kitagawa, 1996). In regular models, combining Theorems 2.2 and 3.1 of Konishi & Kitagawa (1996) shows that

$$\text{GIC} = -\frac{1}{n} \sum_{i=1}^n \log \mathbb{E}_{\text{pos}}[h(X_i | \theta)] + \text{tr} \left\{ J_S^{-1} \mathbb{E}_X [\nabla_{\theta_S} s(X, \theta) \{ \nabla_{\theta_S} \log h(X, \theta) \}^\top] \right\},$$

where  $\theta_S$  is the point  $\mathbb{E}_X[s(X, \theta_S)] = \max_{\theta \in \Theta} \mathbb{E}_X[s(X, \theta)]$ ,  $\nabla_{\theta_S}$  is the gradient with respect to  $\theta$  evaluated at  $\theta = \theta_S$ , and  $J_S$  is  $-\mathbb{E}_X[\nabla_{\theta_S}^2 s(X, \theta)]$ . While the following proposition shows that GIC and PCIC are asymptotically equivalent, PCIC can circumvent model-by-model analytic derivative calculations in GIC. The proof of this proposition is provided in Appendix C.

**Proposition 3.2.** *Assume that the regularity conditions in Appendix A hold. Then we have*

$$\mathbb{E}_X[\text{PCIC}] = \mathbb{E}_X[\text{GIC}] + o(n^{-1}).$$

#### 4. DERIVATION

This section provides a derivation of PCIC. Here, we use a weighted quasi-Bayesian version of importance sampling LOOCV (hereafter, IS-CV<sub>wq</sub>) as the stepping stone of the proof.

We first define IS-CV<sub>wq</sub> by:

$$\text{IS-CV}_{\text{wq}} = -(1/n) \sum_{i=1}^n w_i \log \mathbb{E}_{\text{pos}}[h_i(X_i | \theta) | X_{-i}],$$

where  $\mathbb{E}_{\text{pos}}[\cdot | X_{-i}]$  means the leave- $X_i$ -out posterior expectation. It is also expressed as

$$\text{IS-CV}_{\text{wq}} = -\frac{1}{n} \sum_{i=1}^n w_i \log \mathbb{E}_{\text{pos}} \left[ e^{\log h_i(X_i) - s_i(X_i, \theta)} \right] + \frac{1}{n} \sum_{i=1}^n w_i \log \mathbb{E}_{\text{pos}} \left[ e^{-s_i(X_i, \theta)} \right]. \quad (2)$$

Then, the following theorem holds. The proof of this theorem is given in Appendix B.

**Theorem 4.1.** *Assume the regularity conditions in Appendix A hold. Then the difference between IS-CV<sub>wq</sub> and  $G_n$  is negligible in expectation:  $\mathbb{E}_X[G_n] - \mathbb{E}_X[\text{IS-CV}_{\text{wq}}] = o(n^{-1})$ .*

Next, we prove the following theorem stating that PCIC and IS-CV<sub>wq</sub> are asymptotically equivalent in probability. The following proof is a generalisation of the equivalence of LOOCV and WAIC (Watanabe, 2010b, 2018a) that utilises a functional cumulant expansion.

**Theorem 4.2.** *Assume that the regularity conditions in Appendix A hold. Then IS-CV<sub>wq</sub> and PCIC are asymptotically equivalent in probability:  $\text{PCIC} = \text{IS-CV}_{\text{wq}} + o_P(n^{-1})$ .*

*Proof of Theorem 4.2.* The proof employs the functional cumulant expansion developed in Watanabe (2010a) with the proof presented in Appendix C:

**Lemma 4.3.** *Assume that the regularity conditions in Appendix A hold. Then, we have the cumulant expansion*

$$\log \mathbb{E}_{\text{pos}} \left[ e^{f(X_i, \theta)} \right] = \mathbb{E}_{\text{pos}}[f(X_i, \theta)] + (1/2) \mathbb{V}_{\text{pos}}[f(X_i, \theta)] + o_P(n^{-1}), \quad i = 1, \dots, n,$$

where  $f(X_i, \theta)$  is either  $\log h_i(X_i | \theta) - s_i(X_i, \theta)$ ,  $-s_i(X_i, \theta)$ , or  $\log h_i(X_i | \theta)$ .

From Lemma 4.3 with  $f(X_i, \theta) = \log h_i(X_i | \theta) - s_i(X_i, \theta)$  and  $f(X_i, \theta) = -s_i(X_i, \theta)$ , the right hand side of (2) is equal to

$$\begin{aligned} & -\frac{1}{n} \sum_i^n w_i \mathbb{E}_{\text{pos}}[\log h_i(X_i | \theta)] - \frac{1}{2n} \sum_i^n w_i \mathbb{V}_{\text{pos}}[\log h_i(X_i | \theta)] \\ & + \frac{1}{n} \sum_{i=1}^n w_i \text{Cov}_{\text{pos}}[\log h_i(X_i | \theta), s_i(X_i, \theta)] + o_P(n^{-1}). \end{aligned} \quad (3)$$

Using Lemma 4.3 with  $f(X_i, \theta) = \log h_i(X_i | \theta)$ , the first line of the formula (3) is expressed as

$$-\frac{1}{n} \sum_{i=1}^n w_i \log \mathbb{E}_{\text{pos}}[h_i(X_i | \theta)] + o_P(n^{-1}). \quad (4)$$

By substituting (4) in (3), the resultant expression shows IS-CV<sub>wq</sub> is asymptotically equal to PCIC.  $\square$

*Proof of Theorem 2.1.* Combining Theorem 4.1 with Theorem 4.2 completes the proof.  $\square$



## 5. CONCLUSION

We have proposed an information criterion, PCIC, which generalises WAIC to diversified predictive settings including covariate shift adaptation, causal inference, and predictions with surrogate score functions. PCIC shares the favorable features of WAIC: it can be computed with a single run of MCMC and is asymptotically unbiased to the Bayesian generalisation error.

A principle elucidated by this study is that information necessary for predictive evaluation of Bayesian methods is contained in the posterior distribution and is represented as a form of the posterior covariance. As shown in our examples, this observation is ubiquitously applicable in various predictive settings. In addition, PCIC provides a bridge between WAIC and GIC, whose relations have never been discussed so far.

## ACKNOWLEDGEMENT

The authors would like to thank Yoshiyuki Ninomiya and Yusaku Ohkubo for fruitful discussions. The authors would also like to thank Shintaro Hashimoto for his helpful comments on the early version of the manuscript. We used an R package bayesQR (Benoit et al., 2017). This work was partly supported by JST KAKENHI 19K20222, 21K12067, and JST CREST JPMJCR1763.

## REFERENCES

- AKAIKE, H. (1971). Determination of the number of factors by an extended maximum likelihood principle. Research Memo. 44, Institute of Statistical Mathematics.
- AKAIKE, H. (1973). Information theory and an extension of the maximum likelihood principle. In *Proceedings of the 2nd International Symposium on Information Theory*, B. Petrov & F. Csáki, eds.
- AKAIKE, H. (1974). A new look at the statistical model identification. *IEEE Transaction on Automatic Control* **19**, 716–723.
- BABA, T., KANAMORI, T. & NINOMIYA, Y. (2017). A  $C_p$  criterion for semiparametric causal inference. *Biometrika* **104**, 845–861.
- BENOIT, D., AL-HAMZAWI, R., YU, K. & DEN POEL, D. V. (2017). bayesQR: Bayesian Quantile Regression. R package <https://CRAN.R-project.org/package=bayesQR>.
- BISSIRI, P., HOLMES, C. & WALKER, S. (2016). A general framework for updating brief distributions. *Journal of the Royal Statistical Society: Series B (Statistical Methodology)* **78**, 1103–1130.
- BROOKHART, M. & DER LAAN, M. V. (2006). A semiparametric model selection criterion with applications to the marginal structural model. *Computational Statistics & Data Analysis* **50**, 475–498.
- CHERNOZHUKOV, V. & HONG, H. (2003). An MCMC approach to classical estimation. *Journal of Econometrics* **115**, 293–346.
- CLAESKENS, G. & HJORT, N. (2003). The focused information criterion. *Journal of the American Statistical Association* **98**, 879–899.
- DAWID, P. & MUSIO, M. (2015). Bayesian model selection based on proper scoring rules. *Bayesian Analysis* **10**, 479–499.
- EFRON, B. (2004). The estimation of prediction error: Covariance penalties and cross-validation. *Journal of the American Statistical Association* **99**, 619–632.
- FONG, E. & HOLMES, C. (2020). On the marginal likelihood and cross-validation. *Biometrika* **107**, 489–496.
- GELFAND, A. & DEY, D. (1994). Bayesian model choice: Asymptotics and exact calculations. *Journal of the Royal Statistical Society: Series B* **56**, 501–514.
- GELMAN, A., CARLIN, J., STERN, H., DUNSON, D., VEHTARI, A. & RUBIN, D. (2013). *Bayesian Data Analysis, 3rd Edition*. Chapman & Hall/CRC.

- GIORDANO, R., BRODERICK, T. & JORDAN, M. (2018). Covariances, robustness, and variational Bayes. *Journal of Machine Learning Research* **19**, 1–49.
- GIUMMOLÈ, F., MAMELI, V., RULI, E. & VENTURA, L. (2019). Objective Bayesian inference with proper scoring rules. *TEST* **28**, 728–755.
- GODAMBE, P. (1976). Conditional likelihood and unconditional optimum estimating equations. *Biometrika* **63**, 277–284.
- GUEDJ, B. (2019). A primer on PAC-Bayesian learning. arXiv:1901.05353.
- HERITIER, S., CANTONI, E., COPT, S. & VICTORIA-FESER, M.-P. (2009). *Robust methods in biostatistics*. John Wiley & Sons Ltd.
- HOSHINO, A. (2008). A Bayesian propensity score adjustment for latent variable modeling and MCMC algorithm. *Computational Statistics & Data Analysis* **52**, 1413–1429.
- ISHIGURO, M., SAKAMOTO, Y. & KITAGAWA, G. (1997). Bootstrapping log likelihood and EIC, an extension of AIC. *Annals of the Institute of Statistical Mathematics* **49**, 411–434.
- JIANG, W. & TANNER, M. (2008). Gibbs posterior for variable selection in high-dimensional classification and data mining. *The Annals of Statistics* **36**, 2207–2231.
- KONISHI, S. & KITAGAWA, G. (1996). Generalised information criteria in model selection. *Biometrika* **83**, 875–890.
- LOAIZA-MAYA, R., MARTIN, G. & FRAZIER, D. (2021). Focused Bayesian prediction. *Journal of Applied Econometrics*.
- MALLOWS, C. (1973). Some comments on  $C_p$ . *Technometrics* **15**, 661–675.
- PÉREZ, C., MARTIN, J. & RUFO, M. (2006). Mcmc-based local parametric sensitivity estimations. *Computational Statistics & Data Analysis* **51**, 823–835.
- PERUGGIA, M. (1997). On the variability of case-deletion importance sampling weights in the Bayesian linear model. *Journal of the American Statistical Association* **92**, 199–207.
- PLATT, R., BROOKHART, M., COLE, S., WESTREICH, D. & SCHISTERMAN, E. (2013). An information criterion for marginal structural models. *Statistics in Medicine* **32**, 1383–1393.
- ROBINS, J. M., HERNAN, M. A. & BRUMBACK, B. (2000). Marginal structural models and causal inference in epidemiology. *Epidemiology* **11**, 550–560.
- ROSENBAUM, P. & RUBIN, D. (1983). The central role of the propensity score in observational studies for causal effects. *Biometrika* **70**, 41–55.
- ROY, J., LUM, K. & DANIELS, M. (2017). A Bayesian nonparametric approach to marginal structural models for point treatments and a continuous or survival outcome. *Biostatistics* **18**, 32–47.
- SAARELA, O., STEPHENS, D., MOODIE, E. & KLEIN, M. (2015). On Bayesian estimation of marginal structural models. *Biometrics* **71**, 279–288.
- SHIMODAIRA, H. (2000). Improving predictive inference under covariate shift by weighting the log-likelihood function. *Journal of Statistical Planning and Inference* **90**, 227–244.
- SPIEGELHALTER, D., BEST, N., CARLIN, B. & VAN DER LINDE, A. (2002). Bayesian measures of model complexity and fit. *Journal of the Royal Statistical Society: Series B* **64**, 583–639.
- SRIRAM, K., RAMAMOORTHY, R. & GHOSH, P. (2013). Posterior consistency of Bayesian quantile regression based on the misspecified asymmetric Laplace density. *Bayesian Analysis* **8**, 479–504.
- SUGIYAMA, M., KRAUEDAT, M. & MÜLLER, K.-R. (2007). Covariate shift adaptation by importance weighted cross validation. *Journal of Machine Learning Research* **8**, 985–1005.
- TAGURI, M. & MATSUYAMA, Y. (2013). Comments on an information criterion for marginal structural models by R. W. Platt, M. A. Brookhart, S. R. Cole, D. Westreich, and E. F. Schisterman. *Statistics in medicine* **32**, 3590–3591.
- TAKEUCHI, K. (1976). Distribution of informational statistics and a criterion of model fitting (in Japanese). *Suri-Kagaku (Mathematic Sciences)* **153**, 12–18.

- VANSTEELANDT, S., BEKAERT, M. & CLAESKENS, G. (2012). On model selection and model misspecification in causal inference. *Statistical Methods in Medical Research* **21**, 7–30.
- VEHTARI, A., GELMAN, A. & GABRY, J. (2017). Practical Bayesian model evaluation using leave-one-out cross-validation and WAIC. *Statistics and Computing* **27**, 1413–1432.
- WANG, Y.-X., FIENBERG, S. & SMOLA, A. (2015). Privacy for free: Posterior sampling and stochastic gradient monte carlo. *Proceeding of the 32nd International Conference on Machine Learning (ICML’15)*, 2493–2502.
- WATANABE, S. (2010a). Asymptotic equivalence of Bayes cross validation and widely applicable information criterion in singular learning theory. *Journal of Machine Learning Research* **11**, 3571–3594.
- WATANABE, S. (2010b). Equations of states in singular statistical estimation. *Neural Networks* **23**, 20–34.
- WATANABE, S. (2018a). Higher order equivalence of Bayes cross validation and WAIC. In *Proceedings of Mathematics and Statistics, Information geometry and its applications*, vol. 4.
- WATANABE, S. (2018b). *Mathematical Theory of Bayesian Statistics*. Chapman & Hall/CRC.
- YAMAZAKI, K., KAWANABE, M., WATANABE, S., SUGIYAMA, M. & MÜLLER, K.-R. (2007). Asymptotic Bayesian generalization error when training and test distributions are different. *Proceedings of the 24th International Conference on Machine Learning (ICML’07)*, 1079–1086.
- YIN, G. (2009). Bayesian generalized method of moments. *Bayesian Analysis* **4**, 191–208.
- YOSHIDA, N. (2011). Polynomial type large deviation inequalities and quasi-likelihood analysis for stochastic differential equations. *Annals of the Institute of Statistical Mathematics* **63**, 431–479.
- YU, K. & MOYEED, R. (2001). Bayesian quantile regression. *Statistics & Probability Letters* **54**, 437–447.
- ZHANG, T. (2006). From  $\varepsilon$ -entropy to KL-entropy: Analysis of minimum information complexity density estimation. *The Annals of Statistics* **34**, 2180–2210.

## APPENDIX

### A. REGULARITY CONDITIONS

We make the following assumptions. For  $i = 1, \dots, d$ , let  $\theta_i$  denote the  $i$ -th component of  $\theta$  and let  $\partial_i$  denote the partial derivative with respect to  $\theta^i$ . Let  $X_1, \dots, X_{n+1}$  be independent observations, and let  $\mathbb{E}$  denote the expectation with respect to  $X_1, \dots, X_{n+1}$ . Let  $\theta_S$  denote the point such that

$$\mathbb{E} \left[ \sum_{i=1}^n s_i(X_i, \theta_S) \right] = \max_{\theta \in \Theta} \mathbb{E} \left[ \sum_{i=1}^n s_i(X_i, \theta) \right]$$

and let  $\hat{\theta}_S$  be defined by

$$\sum_{i=1}^n s_i(X_i, \hat{\theta}_S) = \max_{\theta \in \Theta} \sum_{i=1}^n s_i(X_i, \theta),$$

respectively. Let  $\nabla_{\theta_S}$  denote the gradient with respect to  $\theta$  evaluated at  $\theta = \theta_S$ .

Let four information matrices be defined by

$$\begin{aligned}
I_H &:= \sum_{i=1}^n w_i \mathbb{E}[\{\nabla_{\theta_S} \log h_i(X_i | \theta)\} \{\nabla_{\theta_S} \log h_i(X_i | \theta)\}^\top] / n, \\
J_H &:= \sum_{i=1}^n w_i \mathbb{E}[-\{\nabla_{\theta_S}^2 \log h_i(X_i | \theta)\}] / n, \\
I_S &:= \sum_{i=1}^n \mathbb{E}[\{\nabla_{\theta_S} s_i(X_i | \theta)\} \{\nabla_{\theta_S} s_i(X_i | \theta)\}^\top] / n, \text{ and} \\
J_S &:= \sum_{i=1}^n \mathbb{E}[-\{\nabla_{\theta_S}^2 s_i(X_i | \theta)\}] / n,
\end{aligned}$$

respectively. Let  $\pi_{\text{simp}}(\theta; X)$  be defined by

$$\pi_{\text{simp}}(\theta; X) = \frac{1}{\sqrt{(2\pi)^d \det(n^{-1} J_S^{-1})}} \exp \left\{ -\frac{n}{2} (\theta - \hat{\theta}_S)^\top J_S (\theta - \hat{\theta}_S) \right\}.$$

- R1 All derivatives of  $\log h_i(x | \theta)$  and  $s_i(x, \theta)$  up to order 3 exist for each observation  $x$  and for  $\theta$  in a neighbourhood of  $\theta_S$ .
- R2 All moments exist for these derivatives in a neighborhood of  $\theta_S$ .
- R3 Four information matrices  $I_H, I_S, J_H, J_S$  are positive definite.
- R4 For the  $M$ -estimator  $\hat{\theta}_S$ , we have

$$\hat{\theta}_S - \theta_S = (1/\sqrt{n}) J_S^{-1} \sum_{i=1}^n \nabla_{\theta_S} s_i(X_i, \theta) / \sqrt{n} + o_P(1),$$

where the residual remains its order after taking the expectation.

- R5 Moments up to order 8 of the quasi posterior distribution are approximated by those of  $\pi_{\text{simp}}(\theta; X)$  as

$$\mathbb{E}_{\text{pos}} \left[ \prod_{j=1}^8 (\theta - \theta_S)_{i_j} \right] = \int \prod_{j=1}^8 (\theta - \theta_S)_{i_j} \pi_{\text{simp}}(\theta; X) d\theta + o_P \left( n^{-(\sum_{j=1}^8 i_j)/2} \right),$$

where  $(i_1, \dots, i_8) \in \mathbb{N}^8$  such that  $i_1 + \dots + i_8 \leq 8$ , and the  $o_P$  terms remain their order after taking the expectation.

- R6 For  $i, j, k \in \{1, \dots, d\}$  and for  $a \in \{1, \dots, n\}$ , quantities

$$\begin{aligned}
&\mathbb{E} \left\{ \mathbb{E}_{\text{pos}} \left[ \left\{ \int (1-u)^2 (\partial_{ijk} \log h_a(X_{n+1} | \theta))_{\theta=\theta_S+u(\theta-\theta_S)} du \right\}^2 \right] \right\}^{1/2} \quad \text{and} \\
&\mathbb{E} \left\{ \mathbb{E}_{\text{pos}} \left[ \left\{ \int (1-u) (\partial_{ij} \log h_a(X_{n+1} | \theta))_{\theta=\theta_S+u(\theta-\theta_S)} du \right\}^2 \right] \right\}^{1/2}
\end{aligned}$$

are finite.

- R7 Let  $g(X_j; i, \theta)$  be either  $\log h_i(X_j) - s_i(X_j, \theta)$ ,  $-s_i(X_j, \theta)$ , or  $\log h_i(X_j)$  for  $i = 1, \dots, n$  and  $j = 1, \dots, n+1$ . For each  $j = 1, \dots, n+1$  and  $i = 1, \dots, n$ , and for  $\alpha \in [-1, 1]$ ,

$$\mathbb{E} \left[ \int_0^1 (1-u)^2 \left( \frac{d^3}{d\beta^3} \log \mathbb{E}_{\text{pos}} \left[ \left( \frac{g(X_j; i, \theta)}{g(X_j; i, \theta_S)} \right)^\beta \right] \right)_{\beta=u\alpha} du \right] = o(n^{-1}).$$

- R8 For the weights, we have  $\sup_i w_i = O(1)$ .

We explain about these assumptions. Assumptions R1-R3 indicate that the target statistical model is regular (Watanabe, 2018b). Assumption R4 means that the  $M$ -estimator  $\widehat{\theta}_S$  has an asymptotic linear form in the sense of expectation, which can be shown by using the polynomial-type large deviation inequality for  $\widehat{\theta}_S - \theta_S$  (Yoshida, 2011). Assumption R5 means that the quasi-posterior distribution can be approximated by the normal distribution in the sense of moments, which is expected from the Laplace expansion. Assumptions R6 and R7 are necessary for the mathematical convenience (Watanabe, 2018a).

## B. PROOF OF THEOREM 4.1

It suffices to analyse the order of the quasi-Bayesian generalisation error  $G_n$ . We shall show under conditions in Appendix A, we have

$$\mathbb{E}[G_n] = \mathcal{L}(\theta_S) + \frac{\text{tr}(J_H J_S^{-1} I_S J_S^{-1}) + \text{tr}(J_H J_S^{-1}) - \text{tr}(I_H J_S^{-1})}{2n} + o(n^{-1}), \quad (5)$$

where  $\mathcal{L}(\theta) := \mathbb{E}[-(1/n) \sum_{i=1}^n w_i \log h_i(X_{n+1} | \theta)]$ .

We begin by applying the similar argument in Lemma 4.3 to obtain

$$\begin{aligned} \mathbb{E} \left[ \sum_{i=1}^n \frac{w_i}{n} \log \mathbb{E}_{\text{pos}}[h_i(X_{n+1} | \theta)] \right] &= -\mathcal{L}(\theta_S) + \mathbb{E} \left[ \sum_{i=1}^n \frac{w_i}{n} \mathbb{E}_{\text{pos}} \left[ \log \frac{h_i(X_{n+1} | \theta)}{h_i(X_{n+1} | \theta_S)} \right] \right] \\ &\quad + \mathbb{E} \left[ \sum_{i=1}^n \frac{w_i}{2n} \mathbb{V}_{\text{pos}} \left[ \log \frac{h_i(X_{n+1} | \theta)}{h_i(X_{n+1} | \theta_S)} \right] \right] + o(n^{-1}). \end{aligned} \quad (6)$$

Observe that from Conditions R4-R5, we have

$$\begin{aligned} \mathbb{E}_{\text{pos}}[\theta - \theta_S] &= \widehat{\xi}/\sqrt{n} + o_P(n^{-1/2}) \quad \text{and} \\ \mathbb{E}_{\text{pos}}[(\theta - \theta_S)(\theta - \theta_S)^\top] &= J_S^{-1}/n \widehat{\xi} \widehat{\xi}^\top /n + o_P(n^{-1}), \end{aligned}$$

where  $\widehat{\xi} := J_S^{-1} \sum_{i=1}^n \nabla_{\theta_S} s_i(X_i, \theta)/\sqrt{n}$ , and the  $o_P(n^{-1/2})$  and  $o_P(n^{-1})$  terms remain their orders after taking the expectation. With notations  $\delta_S := \theta - \theta_S$ ,  $\mathcal{H}_i^{(1)}(\cdot) := \nabla_{\theta_S} \log h_i(\cdot | \theta)$ , and  $\mathcal{H}_i^{(2)}(\cdot) := \nabla_{\theta_S}^2 \log h_i(\cdot | \theta)$ , the Taylor expansion together with this observation gives

$$\begin{aligned} \mathbb{E} \left[ \sum_{i=1}^n \frac{w_i}{n} \mathbb{E}_{\text{pos}} \left[ \log \frac{h_i(X_{n+1} | \theta)}{h_i(X_{n+1} | \theta_S)} \right] \right] &= \sum_{i=1}^n \frac{w_i}{n} \mathbb{E} \mathbb{E}_{\text{pos}} \left[ \delta_S^\top \mathcal{H}_i^{(1)}(X_{n+1}) \right] \\ &\quad + \sum_{i=1}^n \frac{w_i}{2n} \mathbb{E} \mathbb{E}_{\text{pos}} \left[ \delta_S^\top \mathcal{H}_i^{(2)}(X_{n+1}) \delta_S \right] + o(n^{-1}) \\ &= -\frac{1}{2n} \text{tr}(J_H J_S^{-1}) - \frac{1}{2n} \text{tr}(J_H J_S^{-1} I_S J_S^{-1}) + o(n^{-1}). \end{aligned}$$

Similarly, we have

$$\begin{aligned} \mathbb{E} \left[ \sum_{i=1}^n \frac{w_i}{n} \mathbb{V}_{\text{pos}} \left[ \log \frac{h_i(X_{n+1} | \theta)}{h_i(X_{n+1} | \theta_S)} \right] \right] &= \mathbb{E}[\mathbb{E}_{\text{pos}}[\delta_S^\top I_H \delta_S] - \mathbb{E}_{\text{pos}}[\delta_S]^\top I_H \mathbb{E}_{\text{pos}}[\delta_S]] + o(n^{-1}) \\ &= \frac{\text{tr}(I_H J_S^{-1})}{n} + o(n^{-1}), \end{aligned}$$

which completes the proof.  $\square$

## C. PROOFS OF LEMMAS AND PROPOSITIONS

**C.1. Proof of Lemma 4.3.** Let  $f(X_j; i, \theta) = g(X_j; i, \theta)/g(X_j; i, \theta_S)$ . Since we have

$$\begin{aligned} \frac{d}{d\alpha} \log \mathbb{E}_{\text{pos}}[f^\alpha(X_j; i, \theta)] &= \frac{\mathbb{E}_{\text{pos}}[f^\alpha(X_j; i, \theta) \log f(X_j; i, \theta)]}{\mathbb{E}_{\text{pos}}[f^\alpha(X_j; i, \theta)]} \quad \text{and} \\ \frac{d^2}{d\alpha^2} \log \mathbb{E}_{\text{pos}}[f^\alpha(X_j; i, \theta)] &= \frac{\mathbb{E}_{\text{pos}}[f^\alpha(X_j; i, \theta) \{\log f(X_j; i, \theta)\}^2] \mathbb{E}_{\text{pos}}[f^\alpha(X_j; i, \theta)]}{\{\mathbb{E}_{\text{pos}}[f^\alpha(X_j; i, \theta)]\}^2} \\ &\quad - \frac{\{\mathbb{E}_{\text{pos}}[f^\alpha(X_j; i, \theta) \log f(X_j; i, \theta)]\}^2}{\{\mathbb{E}_{\text{pos}}[f^\alpha(X_j; i, \theta)]\}^2}, \end{aligned}$$

the Taylor expansion of  $\log \mathbb{E}_{\text{pos}}[f^\alpha(X_j; i, \theta)]$  around  $\alpha = 0$  completes the proof.

**C.2. Proofs of Propositions 3.1 and 3.2.** Let  $\mathcal{T}_{S,i}^{(1)}(\cdot) := \{J_S^{-1} \nabla_{\theta_S} s_i(\cdot, \theta)\}^\top$  and  $\mathcal{H}_i^{(1)}(\cdot) := \nabla_{\theta_S} \log h_i(\cdot | \theta)$ , respectively. Under conditions in Appendix A, the Taylor expansion gives

$$\sum_{i=1}^n w_i \text{Cov}_{\text{pos}}[\log h_i(X_i | \theta), s_i(X_i, \theta)] = \text{tr} \left( \mathbb{E} \left[ \sum_{i=1}^n \frac{w_i}{n} \mathcal{T}_{S,i}^{(1)}(X_i) \mathcal{H}_i^{(1)}(X_i) \right] \right) + o(n^{-1}),$$

which completes the proof of Proposition 3.2. Together with the above expression, the identity

$$\nabla_\theta \int \nabla_\theta^\top s(X, \theta) h(X | \theta) dX = \int \nabla^2 s(X, \theta) h(X | \theta) dX + \int \nabla_\theta s(X, \theta) \nabla_\theta^\top h(X | \theta) dX$$

completes the proof of Proposition 3.1.

THE INSTITUTE OF STATISTICAL MATHEMATICS, 10-3 MIDORI CHO, TACHIKAWA CITY, TOKYO, 190-8562, JAPAN