

POSTERIOR COVARIANCE INFORMATION CRITERION

YUKITO IBA AND KEISUKE YANO

ABSTRACT. We introduce an information criterion, PCIC, for predictive evaluation based on quasi-posterior distributions. It is regarded as a natural generalization of widely applicable information criterion (WAIC) and can be computed via a single Markov Chain Monte Carlo run. PCIC is useful in a variety of predictive settings that are not well dealt with in WAIC, including weighted likelihood inference and quasi-Bayesian prediction.

Keywords. Bayesian statistics; Markov Chain Monte Carlo; Predictive model selection; covariate-shift adaptation; causal inference; quasi-Bayesian prediction

1. INTRODUCTION

Predictive model selection has been a central topic in statistical science. In early 1970s, Akaike’s information criterion (AIC; Akaike, 1971, 1973, 1974) and Mallows’s C_p (Mallows, 1973) initiate a vast area of researches in the following fifty years. A variety of information criteria have been proposed to assess the quality of out-of-sample prediction; e.g., Takeuchi’s information criterion (TIC; Takeuchi, 1976), generalised information criterion (GIC; Konishi & Kitagawa, 1996), focused information criterion (FIC; Claeskens & Hjort, 2003), and criteria based on bootstrap samples (EIC and “optimism”; Ishiguro et al., 1997, Efron, 2004). Also, there are various types of cross-validatory assessments proposed for this purpose (Gelfand & Dey, 1994; Fong & Holmes, 2020).

Bayesian predictive model assessment is a problem of recent interest in this field. Since Markov chain Monte Carlo (MCMC) becomes a common tool for Bayesian inference, it is highly convenient to evaluate model performance by posterior samples generated by MCMC. Pioneering proposals in this direction are deviance information criterion (DIC; Spiegelhalter et al., 2002), Bayesian leave-one-out cross validation (Bayesian-LOOCV; Gelfand & Dey, 1994; Vehtari et al., 2017), and widely-applicable information criterion (WAIC; Watanabe, 2010b, 2018b). Bayesian-LOOCV enables a direct evaluation of the predictive distribution using samples from a single run of MCMC with original data; it is not necessary to perform extra simulations with “leave-one-out” data. In addition, WAIC enjoys smaller variance of the Monte Carlo estimator (Watanabe, 2018b) even when the posterior density is sensitive to a leave-one-out procedure (Peruggia, 1997), while it is asymptotically equivalent to Bayesian-LOOCV (Watanabe, 2010a, 2018a).

The derivation of WAIC (Watanabe, 2018b) implicates that information required for evaluating predictive ability of a model is contained in posterior distributions and can be extracted as a form of posterior covariance, at least in the lowest order of an asymptotic expansion with respect to the sample size. This principle is also seen in sensitivity estimation from MCMC outputs (e.g., Pérez et al., 2006; Giordano et al., 2018). The aim of this paper is to further pursue this idea and generalize WAIC for a wide range of predictive settings, including covariate-shift adaptation (e.g., Shimodaira, 2000; Sugiyama et al., 2007), counterfactual prediction (e.g., Platt et al., 2013; Baba et al., 2017), and quasi-Bayesian prediction (e.g., Konishi & Kitagawa, 1996; Yin, 2009).

To treat these applications in a unified manner, we develop posterior covariance information criterion (PCIC) and present the theoretical property (Theorem 2.1) in §2. PCIC allows predictive settings where a score function for the training is not necessarily the full likelihood. The working

posterior in such cases is known as a quasi-posterior distribution (Chernozhukov & Hong, 2003), a Gibbs posterior distribution (Zhang, 2006; Jiang & Tanner, 2008), or generalized posterior distribution (Bissiri et al., 2016), and has been growing attentions (Wang et al., 2015; Guedj, 2019; Loaiza-Maya et al., 2021).

In §3 we illustrate applications of PCIC to several diversified predictive scenarios, which is the core of this paper. In §4 we prove Theorem 2.1, highlighting the connection between PCIC and LOOCV. §5 concludes the paper.

2. POSTERIOR COVARIANCE INFORMATION CRITERION

In this section, we formally present PCIC and its basic property in a generic form. We will present how to utilize it in various predictive settings in the subsequent section.

Let us begin with a quasi-Bayesian framework for PCIC. Suppose that we have n independent and identically distributed observations $X = (X_1, \dots, X_n)$ from a sample space \mathcal{X} and weights $\{w_i > 0 : i = 1, \dots, n\}$ for observations. On the basis of these observations, we define a quasi-posterior density on Θ in \mathbb{R}^d associated with observation-wise score functions $\{s_i(\cdot, \cdot) : i = 1, \dots, n\}$ and a prior density $\pi(\theta)$ as:

$$\pi(\theta; X) = \frac{\exp\{\sum_{i=1}^n s_i(X_i, \theta)\} \pi(\theta)}{\int \exp\{\sum_{i=1}^n s_i(X_i, \theta')\} \pi(\theta') d\theta'}.$$

By using this, we define quasi-Bayesian predictive densities of X_i s as:

$$h_{i,\pi}(\tilde{X}_i | X) := \int h_i(\tilde{X}_i | \theta) \pi(\theta; X) d\theta, \quad i = 1, \dots, n,$$

where $\{h_i(\cdot | \theta) : i = 1, \dots, n\}$ is observation-wise probability densities parameterized by $\theta \in \Theta$. Our goal is to estimate the weighted quasi-Bayesian generalization error

$$G_n := \mathbb{E}_{\tilde{X}} \left[-\frac{1}{n} \sum_{i=1}^n w_i \log h_{i,\pi}(\tilde{X}_i | X) \right],$$

where $\tilde{X} = (\tilde{X}_1, \dots, \tilde{X}_n)$ is an independent copy of X and $\mathbb{E}_{\tilde{X}}$ is the expectation with respect to \tilde{X} . To this end, we introduce *Posterior Covariance Information Criterion* (PCIC) defined by

$$\text{PCIC} = -\sum_{i=1}^n \frac{w_i}{n} \log \mathbb{E}_{\text{pos}}[h_i(X_i | \theta)] + \sum_{i=1}^n \frac{w_i}{n} \text{Cov}_{\text{pos}}[\log h_i(X_i | \theta), s_i(X_i, \theta)], \quad (1)$$

where let operations \mathbb{E}_{pos} and Cov_{pos} denote expectation and covariance with respect to the quasi-posterior distribution, respectively. An important feature of PCIC is that the training phase does not necessarily employ the full likelihood as the validation phase; this framework enable us the treatment of a wide range of predictive settings illustrated in §3.

The following theorem shows that PCIC is an asymptotically unbiased estimator of the quasi-Bayesian generalization error G_n .

Theorem 2.1. *Under regularity conditions in Appendix A, we have*

$$\mathbb{E}_X[G_n] - \mathbb{E}_X[\text{PCIC}] = o(n^{-1}),$$

where \mathbb{E}_X is the expectation with respect to X .

Remark. PCIC is a natural generalization of WAIC

$$\text{WAIC} := -\frac{1}{n} \sum_{i=1}^n \log \mathbb{E}_{\text{pos}}[h(X_i | \theta)] + \frac{1}{n} \sum_{i=1}^n \mathbb{V}_{\text{pos}}[\log h(X_i | \theta)],$$

where $\log h(\cdot \mid \cdot)$ is a log likelihood, and \mathbb{V}_{pos} denotes variance with respect to the posterior distribution. This is checked by setting all score functions to the log likelihood $s_1(\cdot, \cdot) = s_2(\cdot, \cdot) = \dots = s_n(\cdot, \cdot) = \log h(\cdot \mid \cdot)$ and setting $w_1 = \dots = w_n = 1$. Theorem 2.1 may hold for some singular models as is the case with WAIC, while we restrict ourselves to regular cases satisfying the conditions in Appendix A in this paper.

3. APPLICATIONS

This section gives four applications of PCIC: the first two scenarios deal with weighed likelihood inference; the other two examples deal with model selection for quasi-Bayesian prediction and the assessment of predictive ability for informative priors, respectively.

3.1. Covariate shift adaptation. In a regression scenario, the distributions of covariate are often changed between the training and test phase in real-world problems; such situation is known as *covariate shift* (Shimodaira (2000)) and gathering a lot of attention in a wide range of applications such as bioinformatics, spam filtering, brain-computer interfacing, or econometrics (e.g., Sugiyama et al., 2007; Yamazaki et al., 2007).

Applying PCIC to the Bayesian prediction under covariate shift enables us to evaluate the predictive performance of models with a single MCMC run based on original data. This has considerable advantage over the conventional cross-validatory assessment (Sugiyama et al., 2007), where we should conduct the training repeatedly for each training set. We are also free from model-by-model analytical calculations of information quantities appearing in the bias correction term, which potentially distracts domain users from using information criteria to test their own models.

Let $\{(Y_i, X_i) : i = 1, \dots, n\}$ be i.i.d. pairs of a response variable and a covariate, and we assume a parametric model $\{h(Y \mid X, \theta) : \theta \in \Theta\}$ for a response variable Y given a covariate X . We introduce a pair of distributions $p_{\text{train}}(x)$ and $p_{\text{test}}(x)$ that express the distributions of the covariate X_i s in the training and test phases, respectively. For simplicity's sake, we assume the ratio $r(x) := p_{\text{test}}(x)/p_{\text{train}}(x)$ is known. Then, the quasi-posterior distribution associated with $r(X_i)$ s is given by

$$\pi_\lambda(\theta; \{Y_i, X_i\}) \propto \exp \left\{ \sum_{i=1}^n r^\lambda(X_i) \log h(Y_i \mid X_i, \theta) \right\} \pi(\theta),$$

where $\pi(\theta)$ is a prior density. According to the previous studies (Shimodaira, 2000; Sugiyama et al., 2007), we introduce tilting parameter $\lambda \geq 0$ to control the trade-off between consistency and stability; if $\lambda = 1$, the working quasi-likelihood in the training phase is unbiased to the full likelihood in the test phase, but the variance of the estimated model can be large (Shimodaira (2000)). On the other hand, setting $\lambda = 0$ corresponds to the Bayesian inference using the unweighted likelihood, which usually leads to inconsistent but stable results. PCIC in this set-up is derived from a generic expression (1) by setting $w(X_i) = r(X_i)$, $s_i(Y_i, X_i, \theta) = r^\lambda(X_i) \log h(Y_i \mid X_i, \theta)$, and is given as

$$\text{PCIC} = -\frac{1}{n} \sum_{i=1}^n r(X_i) \log \mathbb{E}_{\text{pos}}[h(Y_i \mid X_i, \theta)] + \frac{1}{n} \sum_{i=1}^n r^{1+\lambda}(X_i) \mathbb{V}_{\text{pos}}[\log h(Y_i \mid X_i, \theta)].$$

We can select the value of the tilting parameter λ by minimizing PCIC.

We illustrate the proposed method with selection of the tilting parameter λ in a regression problem described in Sugiyama et al. (2007); a set of artificial data by

$$Y_i = \text{sinc}(X_i) + \varepsilon_i, \quad i = 1, \dots, n, n+1, \dots, n+m,$$

where ε_i s follows $N(0, \sigma^2)$ with $\sigma^2 = (0.25)^2$. The first $n = 50$ observations from $N(0, 1)$ and the latter $m = 50$ observations from $N(0.5, (0.3)^2)$ are used as training and test data, respectively. We

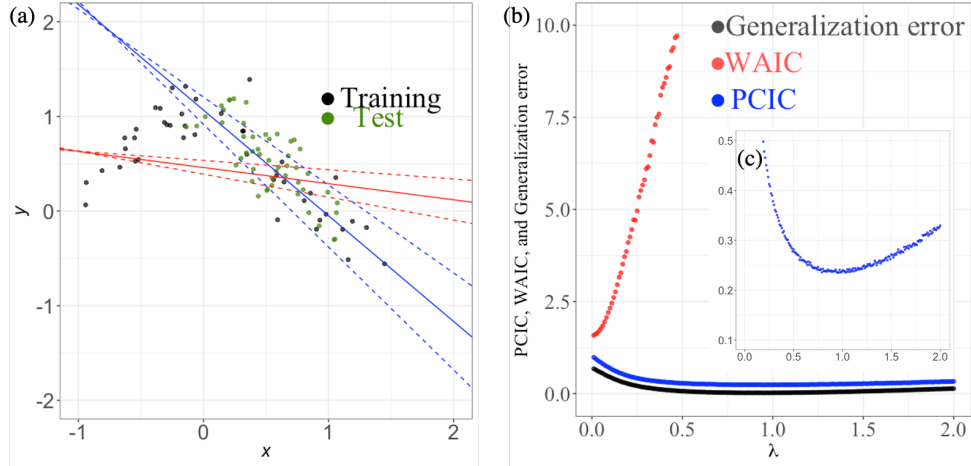


FIGURE 1. An example of the use of PCIC in covariate shift adaptation: (a) The posterior mean of $f_\theta(x)$ and the 95% credible interval for PCIC-best λ are shown by blue solid line and dashed lines, respectively, while those for WAIC-best λ are shown by red solid and dashed lines. Training and test data are shown by black and green circles, respectively. (b) PCIC, WAIC, and the generalization error for $\lambda \in \{0.01i : i = 1, \dots, 200\}$. (c) The enlarged plot of PCIC curve.

assume a linear regression model $f_\theta(x) = \theta_1 + \theta_2 x$ and prior distribution $\pi(\theta) = N(0, I_2)$, where I_2 is the 2×2 identity matrix.

Figure 1 shows the comparison of PCIC and WAIC; here WAIC uses the unweighted likelihood, and both are defined using quasi-posterior samples. Figure 1 (a) displays means and their uncertainties of the PCIC and WAIC-best quasi-posterior distribution with the sets of training and test data. Figure 1 (b) showcases the values of PCICs, WAICs, and the quasi-Bayesian generalization error $(1/m) \sum_{i=n+1}^{n+m} \{-\log h_{i,\pi_\lambda}(Y_i | X_i)\}$. Figure 1 (c) provides an enlarged plot of PCIC curve which emphasizes the bias-variance trade-off of choosing λ . PCIC is close to the quasi-Bayesian generalization error, while WAIC cannot accommodate the change of λ (Figure 1 (b)). These features reflect on the resultant predictions shown in Figure 1 (a).

3.2. Causal inference. Causal inference and predictive model assessment had long been developed as almost separated fields. There are, however, growing interest in predictive model evaluation in counterfactual situations. Several criteria for selecting the marginal structural model (Robins et al., 2000) have been developed: cross-validatory assessment (Brookhart & der Laan, 2006); focused information criterion (Vansteelandt et al., 2012); quasi-likelihood information criterion (Platt et al., 2013, Taguri & Matsuyama, 2013); a C_p criterion (Baba et al., 2017).

Here we develop a quasi-Bayesian version of a C_p criterion in Baba et al. (2017) by PCIC, and show PCIC successfully works in this setting. We focus on the case of inverse probability weighted (IPW) estimation using the propensity score (Rosenbaum & Rubin, 1983), and utilize a Bayesian framework developed in recent studies (Hoshino, 2008; Saarela et al., 2015; Roy et al., 2017).

We use the following notation: The number of treatments and sample size are denoted by H and n , respectively. Observed data consist of a set of quartets $\{(Y_i, X_i, T_i, Z_i) : i = 1, \dots, n\}$, where i denote an individual, Y_i represents an observed outcome; $X_i = (X_i^{(1)}, \dots, X_i^{(H)})$ are the set of baseline covariates; $T_i = (T_i^{(1)}, \dots, T_i^{(H)}) \in \{0, 1\}^H$ are treatment assignments ($T_i^{(h)} = 1$ means treatment h being applied and 0 otherwise); and Z_i is a confounder vector.

To represent a counterfactual setting, we introduce a potential outcome $Y^{(h)} = \{Y_i^{(h)} : i = 1, \dots, n\}$ with the treatment h being applied; an observed outcome Y_i equals to $Y_i^{(h)}$ when the treatment h is applied to the individual i . Then, $h(Y^h | X, Z, \theta)$ is assumed as a conditional parametric density of a potential outcome given a covariate and a confounder. Assuming the propensity score $e_i^{(h)} := \mathbb{P}(T_i^{(h)} = 1 | Z_i)$ is known, the quasi-posterior distribution is defined by

$$\pi(\theta; \{(Y_i, X_i, T_i, Z_i) : i = 1, \dots, n\}) \propto \exp \left\{ \sum_{i=1}^n \sum_{h=1}^H \frac{T_i^{(h)}}{e_i^{(h)}} \log h(Y_i^{(h)} | X_i^{(h)}, Z_i, \theta) \right\} \pi(\theta),$$

where $\pi(\theta)$ is a prior density.

Here we adapt the prediction in the original population and consider a weighted loss

$$\text{wLOSS} := \mathbb{E}_{\tilde{Y}} \left[- \sum_{i=1}^n \sum_{h=1}^H \frac{T_i^{(h)}}{e_i^{(h)}} \log h_{\pi}(\tilde{Y}_i^{(h)} | Y_1, \dots, Y_n, X_i^{(h)}, Z_i) \right],$$

with \tilde{Y}_i being an independent copy of Y_i . Expectation of wLOSS is regarded as generalizations of MWSE in Baba et al. (2017). Now we can apply the generic theory in §2, and PCIC offers an

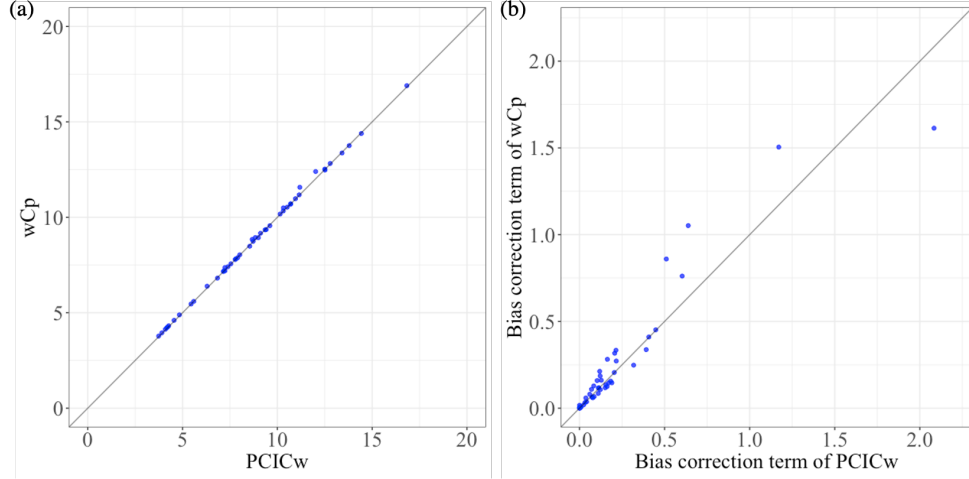


FIGURE 2. Application of PCIC to the causal inference: (a) the correspondence between PCIC_w and wC_p. (b) the comparison of the bias correction terms.

information criterion using the weighted loss for quasi-Bayesian prediction:

$$\begin{aligned} \text{PCIC}_w = & -\frac{1}{n} \sum_{i=1}^n \sum_{h=1}^H \frac{T_i^{(h)}}{e_i^{(h)}} \log \mathbb{E}_{\text{pos}}[h(Y_i^{(h)} | X^{(h)}, Z_i, \theta)] \\ & + \frac{1}{n} \sum_{i=1}^n \sum_{h=1}^H \left(\frac{T_i^{(h)}}{e_i^{(h)}} \right)^2 \mathbb{V}_{\text{pos}} \left[\log h(Y_i^{(h)} | X_i^{(h)}, Z_i, \theta) \right]. \end{aligned}$$

We compare PCIC_w to wC_p of the IPW estimators given in Baba et al. (2017), where wC_p is asymptotically unbiased to MWSE of IPW estimators. Figure 2 compares PCIC_w and wC_p when we employ the linear regression set-up described in Baba et al. (2017): we create samples as

$$Y_i^{(h)} = 1 + x^{(h)} + 0.5(x^{(h)})^2 + z + \epsilon, \quad i = 1, \dots, n = 50, \quad h = 1, \dots, H = 6,$$

where z and ϵ are independently distributed according to $\text{Un}(-3^{1/2}, 3^{1/2})$ and $N(0, 1)$, respectively. Here we set the density of $N(\theta_1 + \theta_2 x^{(h)} + \theta_3 (x^{(h)})^2, 2)$ to $h(Y | x^{(h)}, Z, \theta)$, and set $N(0, 1000 \cdot I_{3 \times 3})$ to the prior distribution, where $I_{3 \times 3}$ is the 3×3 identity matrix. The values of PCIC_w and wC_p (and their bias correction terms) are very close as shown in Figure 2.

3.3. Quasi-Bayesian prediction. The usage of a surrogate score function instead of the full likelihood has been discussed when it is difficult or reluctant to work with the full likelihood in the training step, or when robustness against contamination, data heterogeneity, or model misspecifications is considered (e.g., Yu & Moyeed, 2001; Yin, 2009; Sriram et al., 2013; Giummolè et al., 2019). Model selection in this context has been discussed by several principles; for example, see Konishi & Kitagawa (1996); Heritier et al. (2009); Dawid & Musio (2015).

Here we aim to compare several models, say, M candidates $\{h^{(m)}(\cdot | \theta) : \theta \in \Theta_m\}$, $m = 1, \dots, M$, when working with a quasi-posterior distribution on the basis of surrogate score functions $\{s^{(m)}(\cdot, \theta) : \theta \in \Theta_m\}$, $m = 1, \dots, M$. We propose the model selection method of minimizing PCIC given by

$$\text{PCIC} = -\frac{1}{n} \sum_{i=1}^n \log \mathbb{E}_{\text{pos}}[h^{(m)}(X_i | \theta)] + \frac{1}{n} \sum_{i=1}^n \text{Cov}_{\text{pos}}[\log h^{(m)}(X_i | \theta), s^{(m)}(X_i, \theta)],$$

where X_i s are i.i.d. observations. Below, we illustrate the application of PCIC and compare it with the model selection method of minimizing WAIC:

$$\text{WAIC} = -\frac{1}{n} \sum_{i=1}^n \log \mathbb{E}_{\text{pos}}[h^{(m)}(X_i | \theta)] + \frac{1}{n} \sum_{i=1}^n \mathbb{V}_{\text{pos}}[\log h^{(m)}(X_i | \theta)].$$

For the comparison, we create samples from $Y_i = \theta + \varepsilon_i$, $i = 1, \dots, N$, with the common distribution of ε_i s either the standard normal distribution or the Cauchy distribution. We work with the quasi-posterior distribution based on the Laplace distribution. We vary the sample size N from 10 to 100 and repeat the experiment of selecting the model among the normal, the Laplace, and the Cauchy distributions 100 times. Table 1 shows that PCIC works better than WAIC when the sample size is small.

TABLE 1. Selection frequencies for the models selected by WAIC and PCIC among the normal, the Laplace, and the Cauchy distributions.

Case	N	Criterion	Normal	Laplace	Cauchy
Normal	10	WAIC	81	18	1
		PCIC	90	8	2
Normal	20	WAIC	87	13	0
		PCIC	90	9	1
Normal	100	WAIC	99	1	0
		PCIC	99	1	0
Cauchy	10	WAIC	5	40	55
		PCIC	9	22	69
Cauchy	20	WAIC	2	17	81
		PCIC	2	14	84
Cauchy	100	WAIC	0	3	97
		PCIC	0	2	98

Table 1 also implies that WAIC works as the sample size is large. The following proposition shows that if the surrogate score function forms an unbiased estimating function (Godambe, 1976), PCIC is asymptotically equivalent to WAIC in expectation. The proof is provided in Appendix C.

Proposition 3.1. *Assume the regularity conditions in Appendix A hold. If the specified model $\{h(\cdot | \theta) : \theta \in \Theta\}$ contains the true distribution and the gradient of the surrogate score function $s(\cdot, \theta)$ is an unbiased estimating function, i.e.,*

$$\int \nabla_{\theta} s(X, \theta) h(X | \theta) dX = 0 \text{ for all } \theta \in \Theta,$$

then the bias correction term of PCIC is reduced to that of WAIC:

$$\mathbb{E}_X \left[\frac{1}{n} \sum_{i=1}^n \text{Cov}_{\text{pos}}[\log h(X_i | \theta), s(X_i, \theta)] \right] = \mathbb{E}_X \left[\frac{1}{n} \sum_{i=1}^n \mathbb{V}_{\text{pos}}[\log h(X_i | \theta)] \right] + o(n^{-1}).$$

Since the surrogate score function in the numerical experiment satisfies the condition in the above proposition, the difference between WAIC and PCIC is asymptotically negligible for the correctly-specified model; but it considerably impacts on the model selection with finite sample size, as shown in the above example.

Our approach here is relevant to that of Konishi and Kitagawa's GIC (Konishi & Kitagawa, 1996). In regular models, combining Theorems 2.2 and 3.1 of Konishi & Kitagawa (1996) shows that

$$\text{GIC} = -\frac{1}{n} \sum_{i=1}^n \log \mathbb{E}_{\text{pos}}[h(X_i | \theta)] + \text{tr} \left\{ J_S^{-1} \mathbb{E}_X [\nabla_{\theta_S} s(X, \theta) \{ \nabla_{\theta_S} \log h(X, \theta) \}^{\top}] \right\},$$

where θ_S is the point $\mathbb{E}_X[s(X, \theta_S)] = \max_{\theta \in \Theta} \mathbb{E}_X[s(X, \theta)]$, ∇_{θ_S} is the gradient with respect to θ evaluated at $\theta = \theta_S$, J_S is $-\mathbb{E}_X[\nabla_{\theta_S}^2 s(X, \theta)]$. While the following proposition shows GIC and PCIC are asymptotically equivalent, PCIC can circumvent model-by-model analytic derivative calculations in GIC. The proof of the proposition is provided in Appendix C.

Proposition 3.2. *Assume the regularity conditions in Appendix A hold. Then we have*

$$\mathbb{E}_X[\text{PCIC}] = \mathbb{E}_X[\text{GIC}] + o(n^{-1}).$$

3.4. Improved estimation of predictive accuracy. Estimating predictive accuracy is of interest in the evaluation of a forecast (e.g., Chapter 7 of Gelman et al., 2013). A problem of WAIC is that it can have a non-negligible bias to the Bayesian generalization error for informative priors.

An illustrative example of such a bias is found in Section 4.2 of Gelman et al. (2014). Consider that we have $X_i \sim N(\mu, 1)$, $i = 1, \dots, n$ and we employ a normal model $X_i \sim N(\theta, 1)$, $i = 1, \dots, n$ with a normal prior $\theta \sim N(0, 1/m)$, $i = 1, \dots, n$. In this case, the Bayesian predictive density $h_{\pi}(\cdot | X)$ is the normal density with mean $\{n/(n+m)\}\bar{X}$ and variance $\{1 + 1/(n+m)\}$, where $\bar{X} := \sum_{i=1}^n X_i/n$. Then we have

$$\mathbb{E}_X[\text{WAIC}] - \mathbb{E}_X[G_n] = \frac{m^2}{(n+m)^3} \mu^2 + c_1 \frac{1}{n^2},$$

where c_1 is a constant not depending on μ and less than 3. If m and μ are not small, the former term cannot be ignored.

PCIC can easily alleviate this bias for informative priors just by setting $s_i(X_i, \theta) = \log h(X_i | \theta) + (1/n) \log \pi(\theta)$, where $h(\cdot | \theta)$ is a likelihood and $\pi(\theta)$ is a prior density. Then the modification of WAIC by PCIC has the form

$$\text{PCIC} = \text{WAIC} + \frac{1}{n} \sum_{i=1}^n \text{Cov}_{\text{pos}} \left[\frac{1}{n} \log \pi(\theta), \log h(X_i | \theta) \right].$$

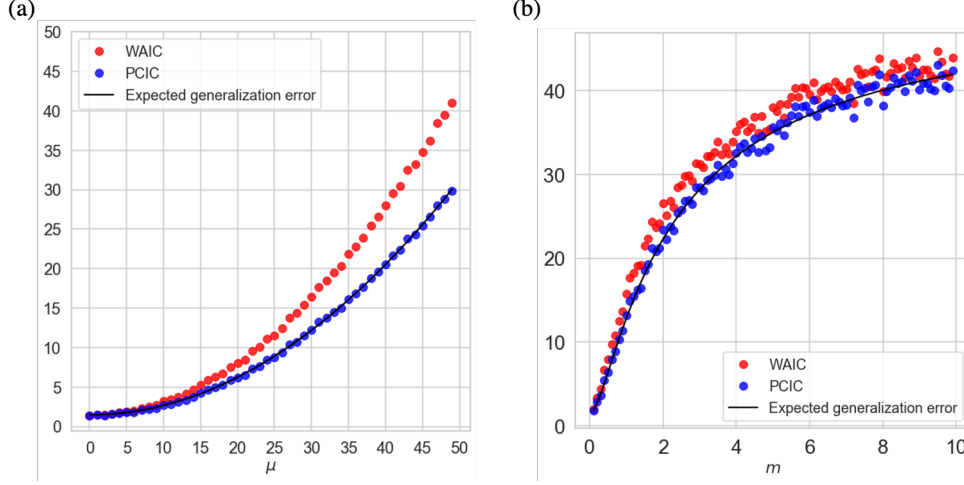


FIGURE 3. Comparison between PCIC and WAIC using the normal model with $n = 5$. (a) The comparison with μ varying and m fixed to 1. (b) The comparison with m varying and μ fixed to 10.

The similar calculation above yields

$$\mathbb{E}_X[\text{PCIC}] - \mathbb{E}_X[G_n(X)] = c_2 \frac{1}{n^2}$$

with c_2 a constant not depending on μ , which shows that PCIC can successfully remove the bias WAIC has. Figure 3 (a) shows the Monte Carlo experiment of repeating ten times using the above example with $n = 5$ and $m = 1$; Figure 3 (b) is the numerical experiment using the above example with $n = 5$ and $\mu = 10$, which shows that PCIC is closer to the expected generalization error than WAIC as the values of μ and m become large. Note the selection of hyperparameter m using PCIC and WAIC does not differ in this example; Yet, if assessing the predictive accuracy is of interest, PCIC is a better choice.

4. DERIVATION

This section provides a derivation of PCIC. Our derivation here uses a weighted quasi-Bayesian version of importance sampling LOOCV (hereafter, IS-CV_{wq}), as a stepping stone of the proof.

We first define IS-CV_{wq} by:

$$\text{IS-CV}_{\text{wq}} = -(1/n) \sum_{i=1}^n w_i \log \mathbb{E}_{\text{pos}}[h_i(X_i | \theta) | X_{-i}],$$

where $\mathbb{E}_{\text{pos}}[\cdot | X_{-i}]$ means the leave- X_i -out posterior expectation. It is also expressed as

$$\text{IS-CV}_{\text{wq}} = -\frac{1}{n} \sum_{i=1}^n w_i \log \mathbb{E}_{\text{pos}} \left[e^{\log h_i(X_i) - s_i(X_i, \theta)} \right] + \frac{1}{n} \sum_{i=1}^n w_i \log \mathbb{E}_{\text{pos}} \left[e^{-s_i(X_i, \theta)} \right]. \quad (2)$$

Then, the following theorem holds; the proof of this theorem is given in Appendix B.

Theorem 4.1. *Assume the regularity conditions in Appendix A hold. Then the difference between IS-CV_{wq} and G_n is negligible in expectation: $\mathbb{E}_X[G_n] - \mathbb{E}_X[\text{IS-CV}_{\text{wq}}] = o(n^{-1})$.*

We next prove the following theorem stating PCIC and IS-CV_{wq} are asymptotically equivalent in probability. The following proof is a generalization of the equivalence of LOOCV and WAIC (Watanabe, 2010b, 2018a) that utilizes a functional cumulant expansion.

Theorem 4.2. Assume the regularity conditions in Appendix A hold. Then IS-CV_{wq} and PCIC are asymptotically equivalent in probability: $\text{PCIC} = \text{IS-CV}_{\text{wq}} + o_P(n^{-1})$.

Proof of Theorem 4.2. The proof employs the functional cumulant expansion developed in Watanabe (2010a) with the proof presented in Appendix C:

Lemma 4.3. Assume the regularity conditions in Appendix A hold. Then, we have the cumulant expansion

$$\log \mathbb{E}_{\text{pos}} \left[e^{f(X_i, \theta)} \right] = \mathbb{E}_{\text{pos}}[f(X_i, \theta)] + (1/2) \mathbb{V}_{\text{pos}}[f(X_i, \theta)] + o_P(n^{-1}), \quad i = 1, \dots, n,$$

where $f(X_i, \theta)$ is either $\log h_i(X_i | \theta) - s_i(X_i, \theta)$, $-s_i(X_i, \theta)$, or $\log h_i(X_i | \theta)$.

From Lemma 4.3 with $f(X_i, \theta) = \log h_i(X_i | \theta) - s_i(X_i, \theta)$ and $f(X_i, \theta) = -s_i(X_i, \theta)$, the right hand side of (2) is equal to

$$\begin{aligned} & -\frac{1}{n} \sum_i^n w_i \mathbb{E}_{\text{pos}}[\log h_i(X_i | \theta)] - \frac{1}{2n} \sum_i^n w_i \mathbb{V}_{\text{pos}}[\log h_i(X_i | \theta)] \\ & + \frac{1}{n} \sum_{i=1}^n w_i \text{Cov}_{\text{pos}}[\log h_i(X_i | \theta), s_i(X_i, \theta)] + o_P(n^{-1}). \end{aligned} \quad (3)$$

Using Lemma 4.3 with $f(X_i, \theta) = \log h_i(X_i | \theta)$, the first line of the formula (3) is expressed as

$$-\frac{1}{n} \sum_{i=1}^n w_i \log \mathbb{E}_{\text{pos}}[h_i(X_i | \theta)] + o_P(n^{-1}). \quad (4)$$

By substituting (4) in (3), the resultant expression shows IS-CV_{wq} is asymptotically equal to PCIC. \square

Proof of Theorem 2.1. Combining Theorem 4.1 with Theorem 4.2 completes the proof. \square

5. CONCLUSION

We have proposed an information criterion, PCIC, which generalizes WAIC to diversified predictive settings including covariate shift adaptation, causal inference, and predictions with surrogate score functions. PCIC shares favorable features of WAIC: it can be computed with a single run of MCMC and is asymptotically unbiased to the Bayesian generalization error.

A principle elucidated by this study is that information necessary for predictive evaluation of Bayesian methods is contained in posterior distribution and represented as a form of the posterior covariance. As shown in our examples, this observation is ubiquitously applicable in various predictive settings. In addition, PCIC provides a bridge between WAIC and GIC, whose relations have never been discussed so far.

ACKNOWLEDGEMENT

The authors would like to thank Yoshiyuki Ninomiya and Yusaku Ohkubo for fruitful discussions. This work is partly supported by JST KAKENHI 19K20222, 21K12067, and JST CREST JPMJCR1763.

REFERENCES

- AKAIKE, H. (1971). Determination of the number of factors by an extended maximum likelihood principle. Research Memo. 44, Institute of Statistical Mathematics.
- AKAIKE, H. (1973). Information theory and an extension of the maximum likelihood principle. In *Proceedings of the 2nd International Symposium on Information Theory*, B. Petrov & F. Csáki, eds.
- AKAIKE, H. (1974). A new look at the statistical model identification. *IEEE Transaction on Automatic Control* **19**, 716–723.
- BABA, T., KANAMORI, T. & NINOMIYA, Y. (2017). A C_p criterion for semiparametric causal inference. *Biometrika* **104**, 845–861.
- BISSIRI, P., HOLMES, C. & WALKER, S. (2016). A general framework for updating brief distributions. *Journal of the Royal Statistical Society: Series B (Statistical Methodology)* **78**, 1103–1130.
- BROOKHART, M. & DER LAAN, M. V. (2006). A semiparametric model selection criterion with applications to the marginal structural model. *Computational Statistics & Data Analysis* **50**, 475–498.
- CHERNOZHUKOV, V. & HONG, H. (2003). An MCMC approach to classical estimation. *Journal of Econometrics* **115**, 293–346.
- CLAESKENS, G. & HJORT, N. (2003). The focused information criterion. *Journal of the American Statistical Association* **98**, 879–899.
- DAWID, P. & MUSIO, M. (2015). Bayesian model selection based on proper scoring rules. *Bayesian Analysis* **10**, 479–499.
- EFRON, B. (2004). The estimation of prediction error: Covariance penalties and cross-validation. *Journal of the American Statistical Association* **99**, 619–632.
- FONG, E. & HOLMES, C. (2020). On the marginal likelihood and cross-validation. *Biometrika* **107**, 489–496.
- GELFAND, A. & DEY, D. (1994). Bayesian model choice: Asymptotics and exact calculations. *Journal of the Royal Statistical Society: Series B* **56**, 501–514.
- GELMAN, A., CARLIN, J., STERN, H., DUNSON, D., VEHTARI, A. & RUBIN, D. (2013). *Bayesian Data Analysis, 3rd Edition*. Chapman & Hall/CRC.
- GELMAN, A., HWANG, J. & VEHTARI, A. (2014). Understanding predictive information criteria for Bayesian models. *Statistics and Computing* **24**, 997–1016.
- GIORDANO, R., BRODERICK, T. & JORDAN, M. (2018). Covariances, robustness, and variational Bayes. *Journal of Machine Learning Research* **19**, 1–49.
- GIUMMOLÈ, F., MAMELI, V., RULI, E. & VENTURA, L. (2019). Objective Bayesian inference with proper scoring rules. *TEST* **28**, 728–755.
- GODAMBE, P. (1976). Conditional likelihood and unconditional optimum estimating equations. *Biometrika* **63**, 277–284.
- GUEDJ, B. (2019). A primer on PAC-Bayesian learning. arXiv:1901.05353.
- HERITIER, S., CANTONI, E., COPT, S. & VICTORIA-FESER, M.-P. (2009). *Robust methods in biostatistics*. John Wiley & Sons Ltd.
- HOSHINO, A. (2008). A Bayesian propensity score adjustment for latent variable modeling and MCMC algorithm. *Computational Statistics & Data Analysis* **52**, 1413–1429.
- ISHIGURO, M., SAKAMOTO, Y. & KITAGAWA, G. (1997). Bootstrapping log likelihood and EIC, an extension of AIC. *Annals of the Institute of Statistical Mathematics* **49**, 411–434.
- JIANG, W. & TANNER, M. (2008). Gibbs posterior for variable selection in high-dimensional classification and data mining. *The Annals of Statistics* **36**, 2207–2231.
- KONISHI, S. & KITAGAWA, G. (1996). Generalised information criteria in model selection. *Biometrika* **83**, 875–890.

- LOAIZA-MAYA, R., MARTIN, G. & FRAZIER, D. (2021). Focused Bayesian prediction. *Journal of Applied Econometrics* .
- MALLOWS, C. (1973). Some comments on C_p . *Technometrics* **15**, 661–675.
- PÉREZ, C., MARTIN, J. & RUFO, M. (2006). Mcmc-based local parametric sensitivity estimations. *Computational Statistics & Data Analysis* **51**, 823–835.
- PERUGGIA, M. (1997). On the variability of case-deletion importance sampling weights in the Bayesian linear model. *Journal of the American Statistical Association* **92**, 199–207.
- PLATT, R., BROOKHART, M., COLE, S., WESTREICH, D. & SCHISTERMAN, E. (2013). An information criterion for marginal structural models. *Statistics in Medicine* **32**, 1383–1393.
- ROBINS, J. M., HERNAN, M. A. & BRUMBACK, B. (2000). Marginal structural models and causal inference in epidemiology. *Epidemiology* **11**, 550–560.
- ROSENBAUM, P. & RUBIN, D. (1983). The central role of the propensity score in observational studies for causal effects. *Biometrika* **70**, 41–55.
- ROY, J., LUM, K. & DANIELS, M. (2017). A Bayesian nonparametric approach to marginal structural models for point treatments and a continuous or survival outcome. *Biostatistics* **18**, 32–47.
- SAARELA, O., STEPHENS, D., MOODIE, E. & KLEIN, M. (2015). On Bayesian estimation of marginal structural models. *Biometrics* **71**, 279–288.
- SHIMODAIRA, H. (2000). Improving predictive inference under covariate shift by weighting the log-likelihood function. *Journal of Statistical Planning and Inference* **90**, 227–244.
- SPIEGELHALTER, D., BEST, N., CARLIN, B. & VAN DER LINDE, A. (2002). Bayesian measures of model complexity and fit. *Journal of the Royal Statistical Society: Series B* **64**, 583–639.
- SRIRAM, K., RAMAMOORTHY, R. & GHOSH, P. (2013). Posterior consistency of Bayesian quantile regression based on the misspecified asymmetric Laplace density. *Bayesian Analysis* **8**, 479–504.
- SUGIYAMA, M., KRALEDAT, M. & MÜLLER, K.-R. (2007). Covariate shift adaptation by importance weighted cross validation. *Journal of Machine Learning Research* **8**, 985–1005.
- TAGURI, M. & MATSUYAMA, Y. (2013). Comments on an information criterion for marginal structural models by R. W. Platt, M. A. Brookhart, S. R. Cole, D. Westreich, and E. F. Schisterman. *Statistics in medicine* **32**, 3590–3591.
- TAKEUCHI, K. (1976). Distribution of informational statistics and a criterion of model fitting (in japanese). *Suri-Kagaku (Mathematic Sciences)* **153**, 12–18.
- VANSTEELANDT, S., BEKAERT, M. & CLAESKENS, G. (2012). On model selection and model misspecification in causal inference. *Statistical Methods in Medical Research* **21**, 7–30.
- VEHTARI, A., GELMAN, A. & GABRY, J. (2017). Practical Bayesian model evaluation using leave-one-out cross-validation and WAIC. *Statistics and Computing* .
- WANG, Y.-X., FIENBERG, S. & SMOLA, A. (2015). Privacy for free: Posterior sampling and stochastic gradient monte carlo. *Proceeding of the 32nd International Conference on Machine Learning (ICML’15)* , 2493–2502.
- WATANABE, S. (2010a). Asymptotic equivalence of Bayes cross validation and widely applicable information criterion in singular learning theory. *Journal of Machine Learning Research* **11**, 3571–3594.
- WATANABE, S. (2010b). Equations of states in singular statistical estimation. *Neural Networks* **23**, 20–34.
- WATANABE, S. (2018a). Higher order equivalence of Bayes cross validation and WAIC. In *Proceedings of Mathematics and Statistics, Information geometry and its applications*, vol. 4.
- WATANABE, S. (2018b). *Mathematical Theory of Bayesian Statistics*. Chapman & Hall/CRC.
- YAMAZAKI, K., KAWANABE, M., WATANABE, S., SUGIYAMA, M. & MÜLLER, K.-R. (2007). Asymptotic Bayesian generalization error when training and test distributions are different. *Proceedings of the 24th International Conference on Machine Learning (ICML’07)* , 1079–1086.

- YIN, G. (2009). Bayesian generalized method of moments. *Bayesian Analysis* **4**, 191–208.
- YOSHIDA, N. (2011). Polynomial type large deviation inequalities and quasi-likelihood analysis for stochastic differential equations. *Annals of the Institute of Statistical Mathematics* **63**, 431–479.
- YU, K. & MOYEED, R. (2001). Bayesian quantile regression. *Statistics & Probability Letters* **54**, 437–447.
- ZHANG, T. (2006). From ε -entropy to KL-entropy: Analysis of minimum information complexity density estimation. *The Annals of Statistics* **34**, 2180–2210.

APPENDIX

A. REGULARITY CONDITIONS

We make the following assumptions. For $i = 1, \dots, d$, let θ_i denote the i -th component of θ and let ∂_i denote the partial derivative with respect to θ^i . Let X_1, \dots, X_{n+1} be independent observations, and let \mathbb{E} denote the expectation with respect to X_1, \dots, X_{n+1} . Let θ_S denote the point such that $\mathbb{E}[\sum_{i=1}^n s_i(X_i, \theta_S)] = \max_{\theta \in \Theta} \mathbb{E}[\sum_{i=1}^n s_i(X_i, \theta)]$, and let $\hat{\theta}_S$ be defined by $\sum_{i=1}^n s_i(X_i, \hat{\theta}_S) = \max_{\theta \in \Theta} \sum_{i=1}^n s_i(X_i, \theta)$, respectively. Let ∇_{θ_S} denote the gradient with respect to θ evaluated at $\theta = \theta_S$.

Let four information matrices be defined by $I_H := \sum_{i=1}^n w_i \mathbb{E}[\{\nabla_{\theta_S} \log h_i(X_i | \theta)\} \{\nabla_{\theta_S} \log h_i(X_i | \theta)\}^\top] / n$, $J_H := \sum_{i=1}^n w_i \mathbb{E}[-\{\nabla_{\theta_S}^2 \log h_i(X_i | \theta)\}] / n$, $I_S := \sum_{i=1}^n \mathbb{E}[\{\nabla_{\theta_S} s_i(X_i | \theta)\} \{\nabla_{\theta_S} s_i(X_i | \theta)\}^\top] / n$, $J_S := \sum_{i=1}^n \mathbb{E}[-\{\nabla_{\theta_S}^2 s_i(X_i | \theta)\}] / n$, respectively. Let $\pi_{\text{simp}}(\theta; X)$ be defined by

$$\pi_{\text{simp}}(\theta; X) = \frac{1}{\sqrt{(2\pi)^d \det(n^{-1} J_S^{-1})}} \exp \left\{ -\frac{n}{2} (\theta - \hat{\theta}_S)^\top J_S (\theta - \hat{\theta}_S) \right\}.$$

- R1 All derivatives of $\log h_i(x | \theta)$ and $s_i(x, \theta)$ up to order 3 exist for each observation x and for θ in a neighborhood of θ_S .
- R2 All moments exist for these derivatives in a neighborhood of θ_S .
- R3 Four information matrices I_H, I_S, J_H, J_S are positive definite.
- R4 For the M -estimator $\hat{\theta}_S$, $\hat{\theta}_S - \theta_S = (1/\sqrt{n}) J_S^{-1} \sum_{i=1}^n \nabla_{\theta_S} s_i(X_i, \theta) / \sqrt{n} + o_P(1)$, where the residual remains its order after taking the expectation.
- R5 Moments up to order 8 of the quasi posterior distribution are approximated by those of $\pi_{\text{simp}}(\theta; X)$ as

$$\mathbb{E}_{\text{pos}} \left[\prod_{j=1}^8 (\theta - \theta_S)_{i_j} \right] = \int \prod_{j=1}^8 (\theta - \theta_S)_{i_j} \pi_{\text{simp}}(\theta; X) d\theta + o_P \left(n^{-(\sum_{j=1}^8 i_j)/2} \right),$$

where $(i_1, \dots, i_8) \in \mathbb{N}^8$ such that $i_1 + \dots + i_8 \leq 8$, and the o_P terms remain their order after taking the expectation.

- R6 For $i, j, k \in \{1, \dots, d\}$ and for $a \in \{1, \dots, n\}$, quantities

$$\mathbb{E} \left\{ \mathbb{E}_{\text{pos}} \left[\left\{ \int (1-u)^2 (\partial_{ijk} \log h_a(X_{n+1} | \theta))_{\theta=\theta_S+u(\theta-\theta_S)} du \right\}^2 \right] \right\}^{1/2} \quad \text{and}$$

$$\mathbb{E} \left\{ \mathbb{E}_{\text{pos}} \left[\left\{ \int (1-u) (\partial_{ij} \log h_a(X_{n+1} | \theta))_{\theta=\theta_S+u(\theta-\theta_S)} du \right\}^2 \right] \right\}^{1/2}$$

are finite.

R7 Let $g(X_j; i, \theta)$ be either $\log h_i(X_j) - s_i(X_j, \theta)$, $-s_i(X_j, \theta)$, or $\log h_i(X_j)$ for $i = 1, \dots, n$ and $j = 1, \dots, n+1$. For each $j = 1, \dots, n+1$ and $i = 1, \dots, n$, and for $\alpha \in [-1, 1]$,

$$\mathbb{E} \left[\int_0^1 (1-u)^2 \left(\frac{d^3}{d\beta^3} \log \mathbb{E}_{\text{pos}} \left[\left(\frac{g(X_j; i, \theta)}{g(X_j; i, \theta_S)} \right)^\beta \right] \right)_{\beta=u\alpha} du \right] = o(n^{-1}).$$

R8 $\sup_i w_i = O(1)$.

Let us explain about these assumptions. Assumptions R1-R3 mean that the target statistical model is regular (Watanabe, 2018b). Assumption R4 means that the M -estimator $\hat{\theta}_S$ has the asymptotic linear form in the sense of expectation, which can be shown by using the polynomial-type large deviation inequality for $\hat{\theta}_S - \theta_S$ (Yoshida, 2011). Assumption R5 means that the quasi-posterior distribution can be approximated by the normal distribution in the sense of moments, which is expected by the Laplace expansion. Assumptions R6 and R7 are necessary for the mathematical convenience (Watanabe, 2018a).

B. PROOF OF THEOREM 4.1

It suffices to analyze the order of quasi-Bayesian generalization error G_n . We shall show under conditions in Appendix A, we have

$$\mathbb{E}[G_n] = \mathcal{L}(\theta_S) + \frac{\text{tr}(J_H J_S^{-1} I_S J_S^{-1}) + \text{tr}(J_H J_S^{-1}) - \text{tr}(I_H J_S^{-1})}{2n} + o(n^{-1}), \quad (5)$$

where $\mathcal{L}(\theta) := \mathbb{E}[-(1/n) \sum_{i=1}^n w_i \log h_i(X_{n+1} | \theta)]$.

We begin with applying the similar argument in Lemma 4.3 to get

$$\begin{aligned} \mathbb{E} \left[\sum_{i=1}^n \frac{w_i}{n} \log \mathbb{E}_{\text{pos}}[h_i(X_{n+1} | \theta)] \right] &= -\mathcal{L}(\theta_S) + \mathbb{E} \left[\sum_{i=1}^n \frac{w_i}{n} \mathbb{E}_{\text{pos}} \left[\log \frac{h_i(X_{n+1} | \theta)}{h_i(X_{n+1} | \theta_S)} \right] \right] \\ &\quad + \mathbb{E} \left[\sum_{i=1}^n \frac{w_i}{2n} \mathbb{V}_{\text{pos}} \left[\log \frac{h_i(X_{n+1} | \theta)}{h_i(X_{n+1} | \theta_S)} \right] \right] + o(n^{-1}). \end{aligned} \quad (6)$$

Observe that from Conditions R4-R5, we have $\mathbb{E}_{\text{pos}}[\theta - \theta_S] = \hat{\xi}/\sqrt{n} + o_P(n^{-1/2})$, $\mathbb{E}_{\text{pos}}[(\theta - \theta_S)(\theta - \theta_S)^\top] = J_S^{-1}/n \hat{\xi} \hat{\xi}^\top/n + o_P(n^{-1})$, where $\hat{\xi} := J_S^{-1} \sum_{i=1}^n \nabla_{\theta_S} s_i(X_i, \theta)/\sqrt{n}$, and the $o_P(n^{-1/2})$ and $o_P(n^{-1})$ terms remain their orders after taking the expectation. With notations $\delta_S := \theta - \theta_S$, $\mathcal{H}_i^{(1)}(\cdot) := \nabla_{\theta_S} \log h_i(\cdot | \theta)$, and $\mathcal{H}_i^{(2)}(\cdot) := \nabla_{\theta_S}^2 \log h_i(\cdot | \theta)$, the Taylor expansion together with this observation gives

$$\begin{aligned} \mathbb{E} \left[\sum_{i=1}^n \frac{w_i}{n} \mathbb{E}_{\text{pos}} \left[\log \frac{h_i(X_{n+1} | \theta)}{h_i(X_{n+1} | \theta_S)} \right] \right] &= \sum_{i=1}^n \frac{w_i}{n} \mathbb{E} \mathbb{E}_{\text{pos}} \left[\delta_S^\top \mathcal{H}_i^{(1)}(X_{n+1}) \right] \\ &\quad + \sum_{i=1}^n \frac{w_i}{2n} \mathbb{E} \mathbb{E}_{\text{pos}} \left[\delta_S^\top \mathcal{H}_i^{(2)}(X_{n+1}) \delta_S \right] + o(n^{-1}) \\ &= -\frac{1}{2n} \text{tr}(J_H J_S^{-1}) - \frac{1}{2n} \text{tr}(J_H J_S^{-1} I_S J_S^{-1}) + o(n^{-1}). \end{aligned}$$

Similarly, we have

$$\begin{aligned} \mathbb{E} \left[\sum_{i=1}^n \frac{w_i}{n} \mathbb{V}_{\text{pos}} \left[\log \frac{h_i(X_{n+1} | \theta)}{h_i(X_{n+1} | \theta_S)} \right] \right] &= \mathbb{E}[\mathbb{E}_{\text{pos}}[\delta_S^\top I_H \delta_S] - \mathbb{E}_{\text{pos}}[\delta_S]^\top I_H \mathbb{E}_{\text{pos}}[\delta_S]] + o(n^{-1}) \\ &= \frac{\text{tr}(I_H J_S^{-1})}{n} + o(n^{-1}), \end{aligned}$$

which completes the proof. \square

C. PROOFS OF LEMMAS AND PROPOSITIONS

C.1. Proof of Lemma 4.3. Let $f(X_j; i, \theta) = g(X_j; i, \theta)/g(X_j; i, \theta_S)$. Since we have

$$\begin{aligned} \frac{d}{d\alpha} \log \mathbb{E}_{\text{pos}}[f^\alpha(X_j; i, \theta)] &= \frac{\mathbb{E}_{\text{pos}}[f^\alpha(X_j; i, \theta) \log f(X_j; i, \theta)]}{\mathbb{E}_{\text{pos}}[f^\alpha(X_j; i, \theta)]} \quad \text{and} \\ \frac{d^2}{d\alpha^2} \log \mathbb{E}_{\text{pos}}[f^\alpha(X_j; i, \theta)] &= \frac{\mathbb{E}_{\text{pos}}[f^\alpha(X_j; i, \theta) \{\log f(X_j; i, \theta)\}^2] \mathbb{E}_{\text{pos}}[f^\alpha(X_j; i, \theta)]}{\{\mathbb{E}_{\text{pos}}[f^\alpha(X_j; i, \theta)]\}^2} \\ &\quad - \frac{\{\mathbb{E}_{\text{pos}}[f^\alpha(X_j; i, \theta) \log f(X_j; i, \theta)]\}^2}{\{\mathbb{E}_{\text{pos}}[f^\alpha(X_j; i, \theta)]\}^2}, \end{aligned}$$

the Taylor expansion of $\log \mathbb{E}_{\text{pos}}[f^\alpha(X_j; i, \theta)]$ around $\alpha = 0$ completes the proof.

C.2. Proofs of Propositions 3.1 and 3.2. Let $\mathcal{T}_{S,i}^{(1)}(\cdot) := \{J_S^{-1} \nabla_{\theta_S} s_i(\cdot, \theta)\}^\top$ and $\mathcal{H}_i^{(1)}(\cdot) := \nabla_{\theta_S} \log h_i(\cdot | \theta)$, respectively. Under conditions in Appendix A, the Taylor expansion gives

$$\sum_{i=1}^n w_i \text{Cov}_{\text{pos}}[\log h_i(X_i | \theta), s_i(X_i, \theta)] = \text{tr} \left(\mathbb{E} \left[\sum_{i=1}^n \frac{w_i}{n} \mathcal{T}_{S,i}^{(1)}(X_i) \mathcal{H}_i^{(1)}(X_i) \right] \right) + o(n^{-1}),$$

which completes the proof of Proposition 3.2. Together with the above expression, the identity

$$\nabla_\theta \int \nabla_\theta^\top s(X, \theta) h(X | \theta) dX = \int \nabla^2 s(X, \theta) h(X | \theta) dX + \int \nabla_\theta s(X, \theta) \nabla_\theta^\top h(X | \theta) dX$$

completes the proof of Proposition 3.1.

THE INSTITUTE OF STATISTICAL MATHEMATICS, 10-3 MIDORI CHO, TACHIKAWA CITY, TOKYO, 190-8562, JAPAN