

FLASH 1.0: A Software Framework for Rapid Parallel Deployment and Enhancing Host Code Portability in Heterogeneous Computing

Michael Riera, Masudul Hassan Quraishi, Erfan Bank Tavakoli and Fengbo Ren
 mriera1,mquraish,ebanktav,renfengbo@asu.edu
 School of Computing, Informatics, and Decision Systems Engineering
 Arizona State University
 Tempe, AZ, USA

ABSTRACT

In this paper, we present FLASH 1.0, a C++-based software framework for rapid parallel deployment and enhancing host code portability in heterogeneous computing. FLASH takes a novel approach in describing kernels and dynamically dispatching them in a hardware-agnostic manner. FLASH features truly hardware-agnostic frontend interfaces, which not only unify the compile-time control flow but also enforces a portability-optimized code organization that imposes a demarcation between computational (performance-critical) and functional (non-performance-critical) codes as well as the separation of hardware-specific and hardware-agnostic codes in the host application. We use static code analysis to measure the hardware independence ratio of popular HPC applications and show that up to 99.72% code portability can be achieved with FLASH. Similarly, we measure the complexity of state-of-the-art portable programming models and show that a code reduction of up to 2.2x can be achieved for two common HPC kernels while maintaining 100% code portability with a normalized framework overhead between 1% - 13% of the total kernel runtime. The codes are available at <https://github.com/PSCLab-ASU/FLASH>.

CCS CONCEPTS

• **Software and its engineering** → **Object oriented frameworks; Software as a service orchestration system.**

KEYWORDS

High Performance Computing (HPC), Heterogeneous Computing, Portability, CUDA, OpenCL, SyCL

ACM Reference Format:

Michael Riera, Masudul Hassan Quraishi, Erfan Bank Tavakoli and Fengbo Ren. 2021. FLASH 1.0: A Software Framework for Rapid Parallel Deployment and Enhancing Host Code Portability in Heterogeneous Computing. In *Proceedings of ACM Conference (Conference'17)*. ACM, New York, NY, USA, 12 pages. <https://doi.org/10.1145/1122445.1122456>

Permission to make digital or hard copies of all or part of this work for personal or classroom use is granted without fee provided that copies are not made or distributed for profit or commercial advantage and that copies bear this notice and the full citation on the first page. Copyrights for components of this work owned by others than ACM must be honored. Abstracting with credit is permitted. To copy otherwise, or republish, to post on servers or to redistribute to lists, requires prior specific permission and/or a fee. Request permissions from permissions@acm.org.

Conference'17, July 2017, Washington, DC, USA

© 2018 Association for Computing Machinery.

ACM ISBN 978-1-4503-XXXX-X/18/06...\$15.00

<https://doi.org/10.1145/1122445.1122456>

1 INTRODUCTION

As HPC software becomes more sophisticated and complex (*i.e.*, multi-disciplinary and multi-platform), frameworks and programming models providing host code portability guarantees are becoming increasingly critical for minimizing the overhead of refactoring application codes to maintain correctness and cutting-edge performance across various hardware platforms [23] [19] [21] [17] [15]. As more accelerator platforms become increasingly domain-specific and widely available, HPC developers are faced with the problem of perpetual refactoring of application codes in order to continue making ground-breaking science practical. Code refactoring often requires a large amount of time and expertise of HPC developers for understanding the new accelerator hardware, runtime interfaces, and the application architecture. As a result, frameworks for improving code portability have taken center stage as a means to reduce the amount of code refactoring effort necessary to facilitate the adoption of new hardware accelerators in HPC. Moreover, with the performance of general-purpose computing quickly plateauing, HPC software solutions must look toward more application- and domain-specific accelerators (ASAs/DSAs) to reach the next notable milestones in performance [25] [29]. This will undoubtedly increase the cadence of code refactoring to an impractical level with existing solutions, and more so, without.

The existing solutions (*e.g.*, SyCL variances, HIP, Legion, and others) for improving portability in HPC fall notably short in providing user-friendly and truly hardware-agnostic functionality to the overlaying application [28], [16], [20]. Existing solutions only provide complex, pseudo-hardware-agnostic interfaces and hardware-specific primitives that are only compatible with general-purpose or Von Neumann architecture-based platforms. Furthermore, these solutions only offer a minimal portability guarantee as they fail to decouple the functional (non-performance-critical) components from the computational (performance-critical) ones in the software architecture nor to unify the control flow of the host program (see Figure. 1). Such separation is critical for reducing the code refactoring efforts toward the adoption of new accelerator hardware. Due to the lack of explicit code organization, the existing solutions rely on HPC developers to further reduce the complexity of porting applications by means of good coding practices, which adds undue burden to both the development and maintenance of HPC applications in general.

In this paper, we present FLASH 1.0, a software framework for rapid parallel deployment and enhancing host code portability in heterogeneous computing. FLASH 1.0 is a C++-based framework

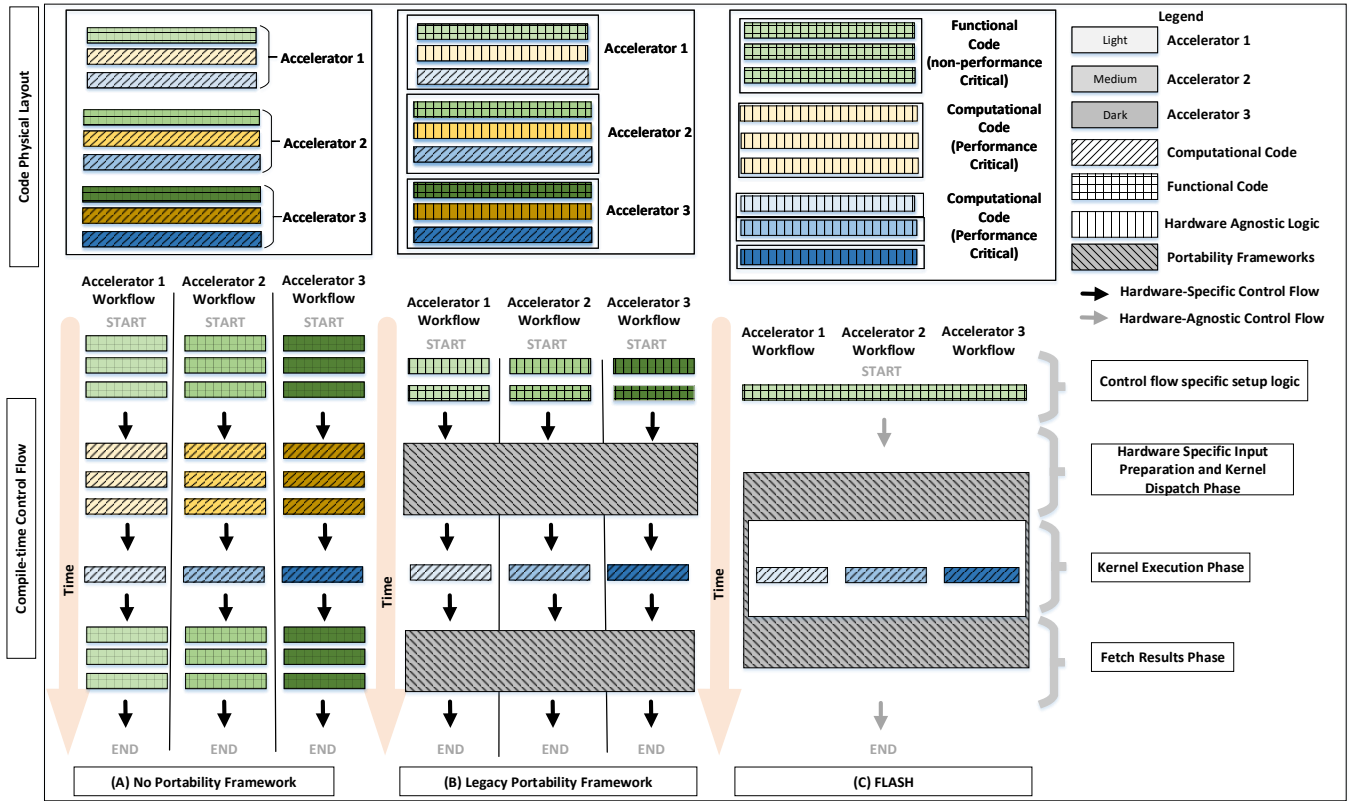


Figure 1: Illustration of the key differences in the pattern of code placement and compile-time control flow among: a) no portability framework, b) existing portability frameworks, and c) FLASH 1.0. The hardware-agnostic interfaces, the unification of flow control, and the separation of functional and computational software with line of source code reduction are the key to fast parallel deployment and portability enhancement.

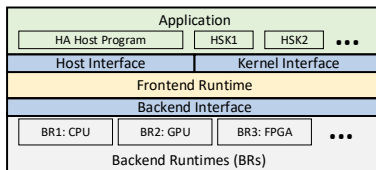


Figure 2: Block diagram of FLASH 1.0.

that critically serves as a clear way-point for separating hardware-agnostic and hardware-specific logic to facilitate code portability. FLASH 1.0 uses *variadic* templates and *mixin* idioms-based interfaces as the primary vehicle to enable simple, extensible hardware-agnostic interfaces easily supportable by legacy and future accelerators of various architectures. FLASH 1.0 consists of four major components (see Figure 2): the frontend (host and kernel) and backend interfaces and the frontend and backend runtimes.

The frontend interfaces provide facilities to engage, dispatch, and build deep kernel pipelines and strongly decouples the host program from kernel implementations. Such an interface strategy provides the application with extensible hardware-agnostic interfaces

that enforce a clear separation of responsibility among hardware-agnostic host applications, hardware-specific device kernels, and runtimes. The variadic and mixin idioms allow for a much smaller set of interfaces that covers a larger region of functionality with little repetition as compared to existing portability frameworks. Furthermore, with the simple and loosely-coupled natures of the frontend interfaces, developers can easily organize, distinguish, maintain, and extend hardware-specific device kernel (HSDK) definitions and accelerator runtime interfaces without disturbing the existing logic. This accelerates the adoption of new, exotic accelerators by no longer requiring optimization nor hardware engineers to understand the application as a whole to enable new functionality.

The frontend runtime packages arguments, checks dependencies, translates attributes of complex kernel pipelines and dispatches them to an appropriate backend runtime. Moreover, the frontend runtime has the novel responsibility for converting an open-ended meta-programming interface semantic to a traditional close-ended *PImpl* interface for backend modularity. This is critical to providing practical extensibility to an application without increasing compilation time to an impractical level. Moreover, with a compiler-firewalled frontend runtime, applications and device runtimes can evolve independently, which leads to a reduction in development

time by allowing application developers and hardware engineers to work independently.

The backend interface is a close-ended interface specification that allows for custom backends to be added independently of all other components in the Flash framework. The backend runtime wraps and bridges the respective device runtimes to a frontend compatible interface. The backend device runtimes provide an encapsulation for hardware-specific functionality (e.g., API or runtime) that is compiler-firewalled from other components in the FLASH framework for independent development. Device runtimes must adhere to the backend interface and self-register. This strategy allows for device runtimes to be developed independently and quickly without disturbing or requiring familiarity with the overall application or knowledge of adjacent accelerators.

The contributions of this work are summarized as follows:

- We propose FLASH 1.0, a C++-based software framework for rapid parallel deployment and enhancing host code portability in heterogeneous computing.
- We propose truly hardware-agnostic frontend interfaces, which not only unify the compile-time control flow but also enforce a portability-optimized code organization that imposes a clear demarcation between computational (performance-critical) and functional (non-performance-critical) codes as well as the separation of hardware-specific and hardware-agnostic codes in the host application.
- We propose a new kernel deployment model for transparently scaling up kernel execution across multiple heterogeneous accelerators on a single node with built-in automated synchronization and partitioning.
- We develop the device runtimes for supporting Intel CPUs, NVIDIA GPUs, and Intel FPGA devices in FLASH.
- We analyzed the complexity of different portability frameworks, including DPC++, KOKKOS, HIP, RAJA, Legion, and FLASH by measuring the number of interfaces (including methods and objects) available to the user. The analysis shows that FLASH 1.0 is 13% - 90% - less complex than the aforementioned frameworks in terms of host code interfaces.
- We quantitatively define framework portability and analyze the framework portability of the existing solutions and FLASH. The analysis shows that the portability of the existing solutions ranges from 23%-91%, whereas FLASH 1.0 provides a 100% portability guarantee.
- We compare source line of codes (SLOC) in terms of host-side API calls (e.g. `#pragmas`, `parallel_for`) or API object construction (e.g. `cpu_selector`, `RuntimeObj`), framework overhead and kernel runtime of two benchmark host codes (N-Body and Particle Diffusion) implemented using four existing solutions (KOKKOS, RAJA, OpenMP, SyCL) and FLASH on CPU and GPU. We observe that FLASH 1.0 is able to achieve a 1-2.2 \times reduction in the source line of codes (SLOC). The reduction mainly comes from initialization, data preparation, and synchronization.
- We compared the normalized framework overhead of two kernels, N-Body and Particle Diffusion and showed that FLASH takes between 1% - 13% overhead of the total runtime, with OpenMP inducing as much as 24% overhead on the runtime.

- We quantitatively define application code portability and statically analyzed the codebases of 12 common HPC applications to measure their dependency of CUDA throughout the applications at a transnational unit granularity. The analysis projects that FLASH 1.0 can achieve up to 99.72% of application code portability.

2 RELATED WORK

We believe the following four components are key for providing true portability:

- True hardware-agnostic interface: the same frontend interface can be used for multiple types of accelerators without any modification.
- Coarse-grained synchronization: algorithm-specific synchronization instead of hardware-specific synchronization.
- Partitioning interface: interface support to dispatch kernels over multiple accelerators.
- An implied code organization: separation of responsibilities among hardware-agnostic logic, hardware-specific logic, and hardware runtimes.

Frameworks such as KOKKOS [28], RAJA [18], DPC++ [15], OpenACC, OpenMP [24], Legion [22], Boost Compute[26], and Grid Tools[27] are the current state of the art for providing a consistent API to heterogeneous accelerator resources. However, these current solutions fall notably short in providing the mentioned components required to enable a high degree of portability to an application. These solutions share a common theme for dispatching to different backends using tag dispatch. Furthermore, they augment the parallel 'for' construct for portability. This is where the lack of portability is centered.

Firstly, current solutions have invalidating coupling between the hardware-agnostic interfaces and kernel execution (at compile-time) that is often represented by hardware-specific template parameters, or an input parameter that is either a function pointer, lambda expression, or an task-specific interface (e.g., `cbblas_gemm`, `cudaMemcpy`). Additionally, these strongly-coupled interfaces, such as SyCL's `q.submit` method, or the OpenMP `#pragma omp...` lead to not only portability issues as they require modification to source code or a binary redeployment re-targeting a different backend with `-fopenmp-target` compiler flags for each supported accelerator but also multiple code paths for each accelerator (and accelerator combination) (see Table 1). Furthermore, these solutions have an overwhelming set of interfaces (over 600+), all of which are the cause for alarm when being ported to various hardware platforms for backward compatibility. FLASH alleviates this issue through a combination of reflection, virtual-dispatching, and variadic templates (see Table 1. These three idioms/patterns allow for the ability to create simple, task-centric, extensible, hardware-agnostic interfaces.

Secondly, current solutions have complex hardware-specific, explicit synchronization schemes for synchronizing groups of hardware-specific processing elements (PEs), requiring either a fixed data structures or fine-grain synchronization methods. (e.g., `Kokkos :: Cuda :: fence`, `__threadfence`, or `sycl :: nd_item.barrier`). Other pragma-based solutions have the added detriment of never being dynamically interoperable or portable without the express recompilation

Table 1: Nbody example code in OpenMP, SyCL, and FLASH

OpenMP + OpenMP Offload (only portable for Intel CPUs and NVIDIA GPUs through recompilation using -fopenmp-target). SLOC: 10
<pre> void GSimulation::Start() { /* Initializing variables */ #pragma omp target data map (to: p[0:n]) map(alloc: e[0:n]) /* Kernel Definition */ #pragma omp target teams distribute parallel for thread_limit(256) /* Kernel Definition */ #pragma omp target teams distribute parallel for thread_limit(256) /* Kernel Definition */ #pragma omp target ... /* Kernel Definition */ #pragma omp target update from (e[0:1]).../* Kernel Definition */ /*... 5 more identical lines without the target pragma for CPU */ </pre>
SyCL (only portable for Intel CPUs and NVIDIA GPUs through recompilation). SLOC: 21
<pre> void GSimulation::Start() { auto r = range<1>(n); /*Initialize SyCL iteration space*/ /* GPU or CPU selector */ #ifdef USE_GPU gpu_selector dev_sel; #else cpu_selector dev_sel; #endif /* Create a device Q */ queue q(dev_sel); /* Initialize device buffers */ buffer<Particle, 1> pbuf(particles_.data(), r); buffer<RealType, 1> ebuf(r); for (int s = 1; s <= nsteps; ++s) { q.submit([&](handler& h) { /*defining device side buffers : +1 SLOC*/ auto p = pbuf.get_access<sycl_read_write>(h); h.parallel_for<class compute_acceleration>(r, [=](id<1> i){ /* Kernel Definition */ }); }); q.submit([&](handler& h) { /*defining device side buffers : +2 SLOC*/ h.parallel_for<class update_velocity_position>(r, [=](id<1> i) { /* Kernel Definition */ }); }); q.submit([&](handler& h) { auto e = ebuf.get_access<sycl_read_write>(h); h.single_task<class accumulate_energy>([=](){ for (int i = 1; i < n; i++) e[0] += e[i]; }); }); q.submit([&](handler& h) /*defining device side buffers & buffer synchronization +2 SLOC*/); /* synchronization */ q.wait();} </pre>
FLASH (hardware-agnostic without recompilation). SLOC: 10
<pre> /* FLASH Kernel Definition */ using PARTICLE_K = KernelDefinition<2, "particle_init", kernel_t::EXT_BIN, Groupby<2>, ulong, float*, float**, float**, float** >; struct Particles { /* define flash buffers */ flash_memory<float[3]> pos, vels, accs; flash_memory<float> mass;}; Particles::Particles(size_t n_parts, RuntimeObj& ocr) : /* initialize FLASH memory */ { /* Initialize memory on device */ ocr.submit(PARTICLE_K{}, n_particles, mass, pos, vels, accs). exec(n_particles); } int main(int argc, const char * argv[]) { /* Initialize variables & Create FLASH runtime Object*/ RuntimeObj ocr(flash_rt::get_runtime("ALL"),PARTICLE_K{argv[1]}); /*Initializing particles on device */ Particles ps(n_particles); /* Invoke Kernels */ ocr.submit(PARTICLE_K{"process_particles"}, n_particles, ps.mass, ps.pos, ps.vel, ps.acc, &ps.energy) .exec(n_particles, y_stages, time_steps); return 0;} </pre>

using an associated toolchain for new accelerators. This will be an issue porting to accelerators that do not have a sophisticated toolchain (compiler) to convert OpenMP pragmas to runtime calls (see Table 1). Finally, the generality of these interfaces towards a Von Neumann architecture will make it difficult to port to a non-thread-based accelerator platform (e.g., deep learning accelerator). With kernel support, FLASH treats synchronization as a kernel-trait (similar to a type-trait) (e.g. *Groupby*<2>, see Table 1). By taking a coarse-grain approach to synchronization, FLASH applies a synchronization scheme to the index table of a kernel during dispatch. This allows for synchronization to be algorithm-specific instead of hardware-specific.

Thirdly, partitioning is the mechanism that allows one to take a single kernel and distribute it across different or like accelerators. The solutions observed in the related work defer the responsibility of partitioning and the explicit dispatch across multiple accelerators to the developers. With kernel support, FLASH provides a simple facility where users can provide a partitioning function based on the index table, allowing FLASH to separate the work items at runtime across multiple devices. Partitioning is applied in a similar way as *GroupBy*, with an additional partitioning function parameter.

Lastly, existing portability frameworks do not enforce a separation policy between hardware-specific and agnostic code on the overlaying application (see Table 1). This is critical to facilitate the overall portability of the application. In order to further reduce the complexity of refactoring an existing code base to enable emerging hardware accelerators, a clear separation between hardware-agnostic, hardware-specific, and runtime logic is needed. This will make it much easier for developers to work in parallel during the porting activity. For instance, scientists, optimization engineers, and software engineers can work in the hardware-agnostic space, hardware-specific space, and runtime space, respectively. FLASH uses *pimpl*, *chain-of-responsibility*, *recursive type composition*, *builder*, and *singletons* software idioms/patterns to facilitate code organization, simplify, and maximize functional coverage of the interface, and portability of the application.

3 FLASH ARCHITECTURE

3.1 Overview

FLASH is a C++ code organization framework for enhancing host code portability in applications running on heterogeneous computing systems (see Figure 2) by decoupling an application’s performance-critical and non-performance-critical components and unifying the control flow of the application. FLASH makes use of well-known software patterns and idioms (*Builder*, *pimpl*) and new C++ 2020 features and concepts to create simple and intuitive interfaces that maximize functional coverage and portability. This framework serves as a way-point between applications, hardware-specific kernels, and backend runtimes. The FLASH interfaces implement a virtual dispatching and partial reflection capability to invoke and deploy loosely coupled kernels from a single- and/or multi-source heterogeneous compilation process.

The FLASH framework leverages meta-programming [14] (see Figure 3) to describe kernel capabilities such as: arguments, kernel-traits, parallelism, synchronizations, and partitioning. The *runtime* objects implement a design pattern named builder pattern to build

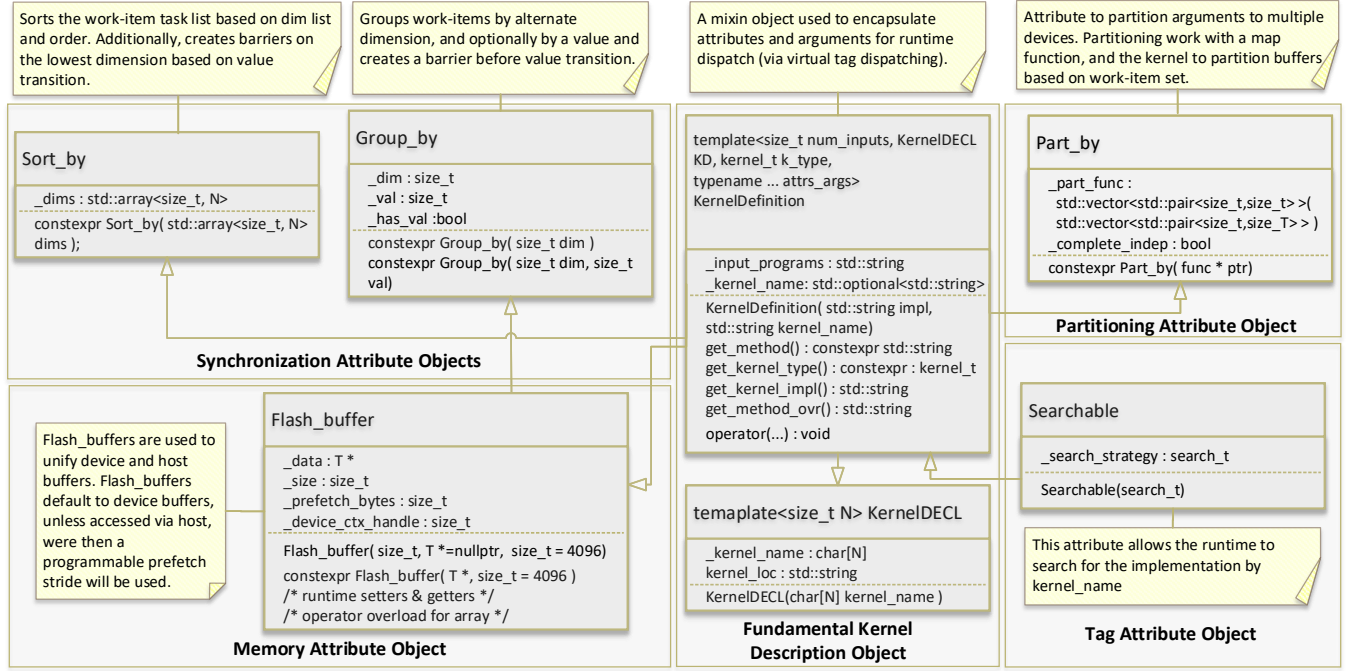


Figure 3: Class diagram of the kernel description meta-programming interface and associated attributes.

Table 2: Example of the kernel description and a CUDA kernel cooperation for *sort_by*, and *group_by* synchronization attributes, as well as the *part_by* partitioning attribute.

KD : using MATMULT = KernelDefinition<2, "elmatmult_generic", kernel_t::INT_BIN, sort_by<3>, float *, float *>;	
Application Space	Flash Sub-Space
<pre> __global__ void elmatmult_generic(float * a, float * b, float * c) { int x = threadIdx.x; c[x] = a[x] * b[x]; return; } </pre>	<pre> __global__ void elmatmult_generic(float * a, float * b, float * c, size_t ** ind) { int x = ind[0][threadIdx.x]; c[x] = a[x] * b[x]; return; } </pre>
KD : using MATMULT = KernelDefinition<2, "elmatmult_generic", kernel_t::INT_BIN, part_by<part_ptr>, float *, float *>;	
Application Space	Flash Sub-Space
<pre> __global__ void elmatmult_generic(float * a, float * b, float * c) { int x = threadIdx.x; c[x] = a[x] * b[x] + x; return; } </pre>	<pre> __global__ void elmatmult_generic(float * a, float * b, float * c, size_t ** ind) { int x = ind[0][threadIdx.x]; c[threadIdx.x] = a[threadIdx.x] * b[threadIdx.x] + x; return; } </pre>

KD = Kernel Definition

kernel pipelines and evaluate them on-demand with *exec* interface or *defer* execution with the *defer* interface for lazy evaluation. Runtime objects are non-owning, copyable and movable. The FLASH interface is completely described by the host interface (including two runtime objects: *RuntimeObj* and *SubmitObj*, and compile-time kernel descriptions), and a FLASH runtime that encapsulates device runtimes. These objects implement a parameter pack tag dispatch interface [7] that can be used to fit any kernel declarations, kernel-traits (attributes), indexing schemes (ex. *count_by*), and containers (such as *std::vector*, or *flash_memory*)

The FLASH frontend runtime packages arguments, check dependency, and translates kernel traits of complex kernel pipelines, and dispatches them to the FLASH backend runtime. The FLASH frontend runtime engine translates the compile-time kernel attributes and argument types to runtime variables and is type-erased and forwarded to the backend runtime. The frontend runtime engine performs deferred indirect type-checking by reconciling the input types of the parameter pack with the types described from the kernel description argument. The FLASH runtime engine handles parsing the kernel pipeline and dispatches to the backend runtime according to a round-robin strategy. It also handles the conversion

between native index space and FLASH subspace, drives the custom indexing system, and passes it to the backend runtime. FLASH 1.0 supports three widely used device runtimes: CPU, GPU, and Intel FPGA, via jthreads/C++ parallelism, CUDA, and OpenCL, respectively. Finally, FLASH inherits the kernel toolchain-specific interfaces supported by the FLASH backends, respectively, C++ for CPU, CUDA for NVIDIA GPUs, and OpenCL for Intel FPGAs.

3.2 Host Interface

3.2.1 Kernel Definition Interface. The semantics for describing kernels rely on two main language features of C++: parameter packs and constexpr constructions. FLASH uses these features to describe kernel argument types, traits, meta-data, synchronization, and partitioning strategies (see Table 1). FLASH’s kernel description semantics can be used as a tag to dispatch kernels at runtime. The key contribution driving the development of a meta-programming-based interface is simplicity. Constructing a structured and verbose kernel type with the ability to intuitively reason about its context, parallelism, and synchronization statically will make codes much more human-readable and self-documenting, as well as machine-readable and optimizable. The FLASH kernel description semantics and object define a single fundamental type in which various classes can be derived. The kernel description object encapsulates the associated attribute (kernel-traits) objects that can be used to augment the aforementioned metadata to a kernel definition. Figure 3 shows the prototype of the base kernel definition object. The “... attrs_args” (a common C++ vernacular representing a set of data types in metaprogramming) represents the parameter pack that encapsulates various labels, attribute objects, traits, and argument types. Additionally, Figure 3 shows the available attribute objects and available constructions and their description.

The kernel description object has required input attribute literals and objects followed by optional attributes and completed with argument declarations. The required section includes the number of pure input arguments and kernel label (*KernelDECL*) to support virtual dispatching. The optional attributes for synchronizations, partitioning (i.e., sub-buffering) and meta-data includes: *sort_by*, *group_by*, and *part_by*. Figure 3 also describes each synchronization and partitioning attribute and the associated constructions (see Table 1). Partitioning is the ability for the FLASH frontend runtime to subdivide a single kernel across the non-coherent memory boundaries of multiple accelerators and merge results at the conclusion. Partitioning and synchronization with FLASH require kernel cooperation. Furthermore, FLASH defines a tag attribute that indicates whether a kernel is “searchable”. The *searchable* tag allows the FLASH frontend to search for available implementations at its discretion, as well as allowing the developers to completely bypass implementation details in terms of control flow. There are two types of search criteria, both of which require a match of the kernel name. There are two searchable strategies, *Exact* and *Fuzzy*. *Exact* matches the kernel description argument types exactly; *Fuzzy* will match data types with better precision; host and device pointers, non-pointer, and de-reference accordingly. Finally, the tail end of the parameter pack is the kernel argument. The arguments require strict ordering of read-only and read-write arguments within

the kernel description structure. The write-only arguments are dynamic and are evaluated at the call site completing the invocation of a kernel.

3.2.2 Synchronization. FLASH uses context-aware barrier (instead of an explicit barrier) calls to create flexible synchronization primitives at compile-time or at runtime. The *sort_by* and *group_by* (see Table 1) attributes are the main kernel-traits providing host-side synchronization. *sort_by* is a parameter pack template that takes a list of dimensions to sort by (in ascending order) the context’s index table and implicitly places barriers on value transitions on the highest dimension. Using FLASH synchronization requires kernel cooperation in terms of retrieving dimensional indexes (see Table 2). For synchronization purposes, index information can be retrieved through an extra parameter to the kernel. The kernel was described with a *sort_by<3>*, implying that the index table is sorted by the Z-dimension. In addition to sorting work-item, *sort_by* inserts barriers at transitions of Z values. Work-items are done in parallel up to a transition of the Z dimensions value. The index table, by default, generates a set of indices based on the Cartesian product of the values passed into the *defer*, or *exec* method. The frontend FLASH runtime converts the scalars (val) to vectors from 0,..., val, then generating the index space. This scheme can be adjusted depending on the usage of *Count_by* in a particular dimension.

Similarly, the *group_by* attribute can be used to override the implicit barriers from *sort_by* or create barriers on arbitrary dimensions and/or values (of a certain dimension). Due to limits in current accelerator architectures for generating custom indexing spaces, kernel cooperation for this type of synchronization strategy is required by the developer. To enable context-aware synchronized kernels, the kernels must be launched using FLASH with an additional final buffer (double-pointer to) argument of *size_t* in its implementation and is left out of the *KernelDefinition* since the FLASH runtime inserts them in the FLASH backend. Kernels implementing this cooperation strategy are said to operate in the FLASH sub-space. During kernel cooperation, kernels run in a sub-space configuration, requiring the kernels to obtain the work-item indices from the final kernel argument. Table 2 shows an example of transforming a kernel from the traditional application space to the FLASH sub-space.

3.2.3 Partitioning. Similar to FLASH synchronization, FLASH partitioning is enabled by tagging a kernel description with the *part_by* attribute. The *part_by* attribute is constructed with a map function that maps work items to the sub-buffers of each array-like element in the argument list. The map function takes a set of min-max pairs, one for each dimension, and returns a min-max pair specifying the boundaries of each array-like element in the argument section of the kernel description. The FLASH frontend runtime will use the *part_by* method to transparently build sub-buffers and deploy them. Lastly, partitioning requires kernel cooperation similar to that in the synchronization strategy. The final argument of each kernel implementation must maintain a double pointer to a *size_t*.

Similar to kernel cooperation for synchronization, the indices returned by the respective device runtime API (CUDA, OpenCL, or FLASH CPU) will be in the FLASH subspace relative to a task group. Table 2 shows the data flow for a single kernel launch culminating in two partitions, inevitably producing two sub-actions

capable of executing on two discrete and incoherent (potentially non-unified memory) accelerators. The final array added by FLASH will contain the global indices as if the kernel was executed within a single launch context of the device runtime API. The partitions are restricted to rectangular contiguous sub-blocks of each array argument. It is left to the programmer to generate valid independent sub-buffers and to operate in the subspace. Note that a subspace can also be the complete space.

3.2.4 Memory. The FLASH buffers are objects that can be used either in the kernel definition or dynamically in the runtime objects (see Table 1). They can either be an owner or non-owning data objects. FLASH (memory) buffers have the boiler-plate overloaded operators such as *operator[]*, *at*, *erase*, and *size* to query state and access elements therein. By default, the FLASH buffers work as a host or a device buffer and lazily return data at the user-defined byte size at a 4KB page granularity. When the FLASH buffer owns the data, it internally carries a cache footprint of the device data until it explicitly receives a request to move the data to the host (at page boundaries). The kernel definition can have a primitive buffer type *T*, while passing a *flash_buffer* container of type *T* at runtime, and the framework will perform the proper conversions. The purpose of this structure is to create a generic interface for device-side buffer manipulation. Additionally, FLASH buffers allow the framework to optimize the data movement when paired with the partitioning scheme, as well as processing kernel pipelines.

3.2.5 Runtime Object. The runtime object (*RuntimeObj*) is the object that is used to configure and manipulate both front and backend runtime contexts and kernel pipelines (see Table 1). The constructor is used for backend selection, early registration of kernels with long load times (e.g., FPGA kernels), and associate kernel definitions with implementations. The *RuntimeObj* has only two methods: *options* and *submit*. Figure 4 describes the prototypes and a short description of the intent of the method. The low number of interface methods is critical to maintaining simplicity and promoting intuition. The overarching pattern is a builder with transformations to the *SubmitObj*. The *options* method is a general theme in the FLASH framework representing a mixin function, where meta-data can be added to the runtime contexts such as device selection, predicates, and scheduling strategies via object attributes. Additionally, the *options* method returns a reference to the *RuntimeObj*, allowing for recursive invocations of the *options* method. The unique benefit of this method is the extendability of the framework when unknown factors need to be supported for future accelerators without impacting the application. The unknown factors may include: memory interleave options, encoding schemes, custom vector widths, arbitrary precision, and other domain-specific accelerators special functional unit optimizations. Finally, the *submit* method generates a submission object (*SubmitObj*). The *submit* method stages a kernel to be launched; it uses tag dispatching and late type-checking between the parameter pack and the kernel definition and attaches the arguments to the kernel. The submission does not own external heap allocations or move ownership.

3.2.6 Submission Object. The submission object is the final stage before submitting the kernel to the FLASH runtime for execution (see Table 1). It contains four methods: *options*, *sizes*, *defer*, and *exec*

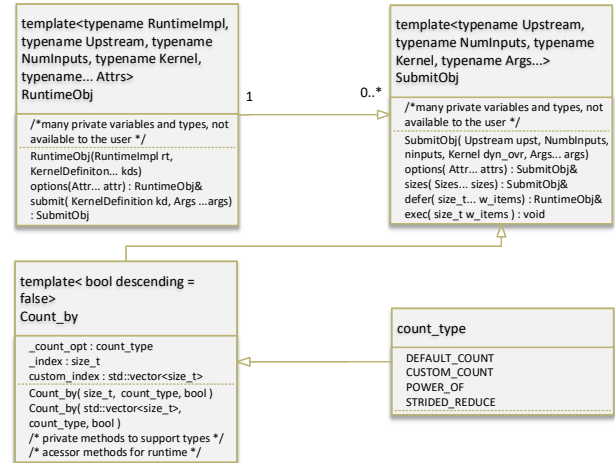


Figure 4: Class diagram of FLASH application interface for the runtime (*RuntimeObj*) and submission (*SubmitObj*) objects.

with the prototypes described in Figure 4. Similar to the *RuntimeObj*, the *options* method can dynamically add meta-data to override or add attributes to the submission. The submission object gives the developer the ability to override compile-time kernel traits at the call site for runtime customization. The *sizes* method simply associates buffer sizes to primitive array types such as *int**, *ulong**, *char**, etc. to the kernel arguments. Additionally, the FLASH frontend runtime extrapolates buffer sizes from range-based and iterable arrays internally, bypassing the explicit nature of most related work. The *options* and *sizes* both implement a builder pattern to be able to interchange and recursively configure submissions accordingly. The *defer* method returns a runtime object for chaining (or pipelining) kernels together. Submission objects can easily be chained through successive calls to *submit* (from the runtime object) and *defer* (from the submission object). The *defer* and *exec* methods take in a work-item listing similar to CUDA, OpenCL, and SyCL with the added benefit of being able to manipulate the indexing scheme beyond the default Cartesian product. These schemes are enabled by a combination of *size_t* and *count_by* arguments producing custom sequences in a index table. The CPU device runtime has an N-th dimensional depth, but the GPU and FPGA device runtimes only support three-dimensional execution semantics. The *exec* method executes the entire kernel pipelines (one or more submission objects) and is blocking until the chain is completely executed. The submission objects are turned over to the FLASH frontend runtime, where they are scheduled for execution in the context of the *runtime* object.

3.3 FLASH Frontend Runtime (FR)

The FR is the way-point among multiple runtimes (or submission) objects managed by the applications and the device runtimes (see Figure 5). The internal to the FR includes three distinct architectural choices: type-erasure of kernel arguments, conversion of kernel-traits to runtime variables, and a “Pointer to implementation” (or *plmpl*) pattern with a backend registry to compiler-firewall the FLASH RT (and backends) for extendability. The interface between

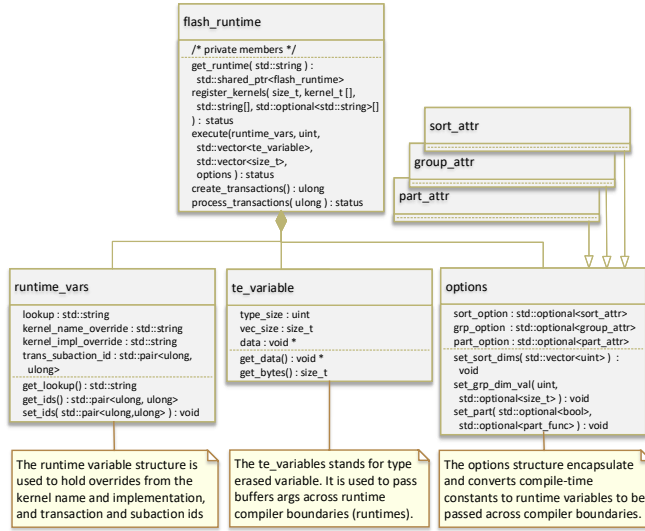


Figure 5: Class diagram of the FLASH Frontend Runtime.

the interface objects before entering the core FLASH engine exists a thin conversation layer used to type-erase buffer arguments (including scalars) and convert attribute objects into a structured non-templated descriptor. This allows for different template types at the application level to collapse to concrete types for faster compilation and easy manipulation and querying at runtime. It also allows for the FR to use polymorphism to enable self-registering backends while keeping the application compile time low. The FR deals with breaking down the kernel pipeline created at the application layer, checking kernel argument types and dependencies, and dispatching accordingly. By default, the FR submits descriptors (with buffer reference) one by one to the device runtime chosen by the application layer. If there are no dependency issues, the FR does not wait for a submission to complete before submitting the next one; otherwise, the FR handles the synchronization implicitly. The FR handles partitioning by breaking down a kernel’s index table facilitated by a user-defined partitioning function that describes the buffer boundaries as a function of work-item vectors. The FR allocates and maps sub-buffers to FLASH subspaces and flags the execution as a (*subaction*), and merges data back into its original buffer lazily. The FR, along with the device runtimes, are singleton patterns to facilitate device runtime compatibility and fine-grain control across multiple processes, devices, and tenants. The FR is reentrant and thread-safe. All interface methods can be safely used for parallel execution. Finally, the device backends follow the FLASH Backend interface and register independently with the FR registrar.

3.4 FLASH Backend Runtime (BR) and Device Runtimes (DRs)

3.4.1 Backend Interface. The FLASH 1.0 backend interface allows device runtimes to be wrapped in a FLASH compatible module for availability to FR. The backend interface implements a simple closed-end interface that indirectly allows the applications to primarily register, execute, and wait for kernel status. The backend interfaces

also consist of a self-registering mechanism externally linked to a registrar where each DR can independently link to. This interface permits each DR to advertise its availability to the frontend runtime system. By virtue of reflection, the backend interface registers kernels in a loosely coupled manner, registering the name and implementation separately, indirectly giving the application the ability to virtually dispatch functionality. By default, the *exec* method will use the implementation of the kernel tied to the initial registration but can be overridden during the creation of the submission as mentioned in the host interface section. This interface strategy enables portable implementation strategies to be implemented dynamically.

3.4.2 Common Object. The common objects in the backend are C++ classes and structures that can be used across multiple FLASH-enabled device runtimes. These objects include support for multiple devices, encapsulations, opaque persistent device runtime objects, including cached kernels for quick recall of pre-registered kernels. These objects, although common, are specialized to support the specific DR (*i.e.*, CPU, CUDA, or OpenCL, respectively). Some common objects are concrete types such as the *elf_reader* that have general applicability across FLASH-enabled device runtimes.

3.4.3 CPU Runtime. The CPU runtime is implemented with two major components: device runtime and the kernel-side interface. Since, at the time of this work, there were no work-item-based parallel command processor runtimes that supported partial reflection, polymorphism, and virtual dispatch, the parallel runtime solution for CPU is built from the ground up. The CPU runtime uses the linker methods to inspect shared objects or binaries via *dlopen* and *dlsym* to dynamically search and invoke kernels. There is logic in the CPU runtime to convert human-readable method labels for free functions, namespace, or member functions. The CPU runtime finds the valid symbol and retrieves a function pointer dynamically. The user submits a string variable that matches the name of the method to execute, along with the type-erased inputs and outputs required to execute the routine. Since the functions retrieved by *dlsym* still have to be converted at compile-time to a function pointer with a static number of arguments (unlike FPGA and CUDA Driver API), the CPU runtime has to establish a limit to how many arguments a CPU-based submission can contain. Currently, the limit for CPU submissions is kernels with no more than ten arguments. Pointer arguments are implicitly converted to the correct type, and *passing by value* required a *reinterpret_cast*. The thread pools are created by the runtime and are default to the number of cores on the machines.

The main pattern is a dynamic command processor with a task queue. Each submission generates an N-dimensional index table where the dimension is defined by the *defer* or *exec* methods. The indexing strategy is similar to existing work and is dictated by the parameters passed into the *defer*, or *exec* methods, in turn creating a Cartesian product of points and cycling through each combination

Table 3: Available backend runtimes.

Runtime Key	C++ Invocation	Runtime Description
ALL_ACCEL	<code>get_runtime("ALL_ACCEL")</code>	All Available runtimes
ALL_CPU	<code>get_runtime("ALL_CPU")</code>	CPU-based Acceleration
INTEL_FPGA	<code>get_runtime("INTEL_FPGA")</code>	OpenCL for Intel FPGAs
NVIDIA_GPU	<code>get_runtime("NVIDIA_GPU")</code>	CUDA for NVIDIA GPUs

during the execution of the kernels. The indices are generated pre-execution and are atomically or non-atomically accessed by the kernels via the kernel-side interface. Because atomic operations are expensive, additional space (padding) on the index tables is added for kernels whose correctness is not affected by repeated calls to a work-item. If kernel correctness can be maintained, the CPU runtime can run in a non-atomic mode to improve performance for kernels with little work per work item combination. The kernel-side interface is quite simple and intuitive. The CPU runtime provides one kernel-side method to retrieve the N indices of the current work item. The method is a free function accessor taking as input the dimension of the index that needs to be returned. Since the CPU runtime (along with the other device runtimes) are singletons, a multi-threaded application will serialize the work making the free function thread-safe. See Table 3 for selecting the CPU runtime.

3.4.4 CUDA Runtime. The CUDA runtime is effectively a wrapper around the CUDA Driver API. It supports a single-source and multi-source compilation process. For single-source cubins and/or PTX pre-compiled code is extracted from the binary and is passed in through the *RuntimeObj* through the implementation parameter. The CUDA runtime has similar logic as the CPU to convert human-readable symbols to their mangled counterpart. The kernel launches and launch parameters are forwarded to the *cudaLaunch* method and are ran with no change. The kernel implementations need to follow the normal CUDA toolchain compilation process, annotating functions with `__global__` when appropriate. The CUDA runtime handles multiple devices and broker requests to different GPUs transparently. If the binary is built as a fat binary, the CUDA runtime will search for the appropriate binary for the launching device. This runtime will manage the data movement, synchronization, and devices for each job. The CUDA driver is much more flexible (see CUDA driver API vs. CUDA runtime API) for associating arguments to kernels. CUDA takes a double void star for encapsulating all their kernel arguments, and it is up to the higher-level interfaces and compiler to type-check declarations and convert accordingly. See Table 3 for selecting the CUDA runtime.

3.4.5 OpenCL Runtime (for FPGAS) . The OpenCL runtime is a wrapper around the Intel OpenCL runtime. This runtime manages multiple Intel FPGAs, along with the CUDA runtime, load-balances *subactions* (kernels), and dispatches them uniformly in a round-robin manner. Kernel implementations are not available as single-source but are multi-source. For the best performance, we are suggesting early-loading the kernel files and creating the kernel object upon the creation of the *RuntimeObj* to save time on loading and creating the *clKernel* objects. See Table 3 for selecting OpenCL runtime.

4 EVALUATION

We evaluate FLASH versus state-of-the-art portability frameworks and heterogeneous programming languages, including DPC++, KOKKOS, HIP, RAJA, and Legion in terms of the complexity of framework usage (number of programming interfaces and objects) and the portability of the framework. Additionally, we statically analyzed an N-Body and particle-diffusion kernel across existing solutions and compared them to a FLASH implementation to assess the

SLOC reduction and portability that can be achieved with FLASH. Furthermore, in order to avoid kernel and runtime implementation bias, we focus on the efficiency of the frameworks in terms of normalized framework overhead (normalized to the kernel runtime). This metric gives a clear understanding of the penalty each framework will induce on an application when invoked. Finally, we project the potential code portability improvement achieved by FLASH for a set of HPC applications and offer foresight on forward and backward compatibility on future heterogeneous platforms.

4.1 Experiment Setup

We measure the complexity of framework usage using two metrics. The interface and object complexity is measured by the number of interfaces available to users and the number of interface objects the user must manipulate or use, respectively. Specifically, overloaded functions (including partial specializations), constructors (excluding copy or move), and complex operator overloads are counted. Free and member template functions are counted once, if and only if there are no specializations that the user must be aware of (i.e., in the user API guide). Similarly, we extend this measurement methodology to interface objects. An object is counted if it is exposed to the user interface. Template Objects are counted multiple times, if and only if, there is a specialization with a unique implementation that the user must be aware of. *Typedef* and *using* for aliasing or specifying a subset of template parameters are not counted multiple times since they are not specializations. Then, we normalize the count to DPC++ to show the relative complexity as DPC++ is adopted by the state-of-the-art open-source SyCL framework.

Additionally, we categorize the interfaces into nine categories: *Memory*, *Device*, *Runtime*, *Kernel*, *Program*, *Indexing*, *Synchronization*, *Partitioning* and *Status*. These categories help us understand where the bulk of the interfaces lies. Formally, the count belongs to a category if its primary function is within the scope of the category. Unfortunately, some methods/objects within an interface description can equally be within the scope of two categories; in such situations, we make a judgment call for placement in order not to double count. A detailed description of the function and object categories are as follows:

Memory: are interfaces that resolve to operations (or objects) that primarily store or move data exclusively. These interfaces can be *memcpy*-like, *operator[]*, or *accessor*, *buffer*, *clmem*, or opaque handle objects.

Device: are interfaces that point (handles) manipulate, or monitor device states. In the context of DPC++, this is the *device* object and method that primarily manipulate this object.

Runtime: are interfaces that manipulate runtime states. This is a broad category that encompasses functionalities unique to a solution. For example, Legion has interfaces to create various handles to metadata, tasks, and files, maps, and various associations to resources. DPC++ and HIP have various context methods and objects to configure contexts and runtimes. FLASH uses a runtime object to configure the backend runtime and register tasks as well.

Kernel: are interfaces to dedicated functionalities or objects that encapsulate such functionalities. Methods are considered to be in the kernel category if they transform the data in a consistent manner, and additionally are objects if they encapsulate arguments

Table 4: Comparison of the complexity of usage measured by the number of interfaces and objects in different portability frameworks normalized to DPC++.

Normalized Interface Object Complexity Frameworks /PLs	Interface / Object Category									
	Memory	Device	Runtime	Kernel	Program	Index	Synchronization	Partitioning	Status	Total
DPC++ (User API) (baseline)	100% 100%	100% 100%	100% 100%	100% 100%	100% 100%	100% 100%	100% 100%	0% 0%	100% 100%	100% 100%
KOKKOS	82% 150%	3% 14%	42% 40%	391% 533%	21% 33%	11% 86%	38% 25%	0% 0%	14% 33%	61% 109%
HIP	41% 150%	114% 29%	57% 120%	52% 200%	11% 1,300%	1% 14%	41% 25%	0% 0%	57% 0%	36% 167%
RAJA	11% 100%	3% 14%	22% 160%	161% 233%	27% 1,333%	147% 186%	66% 100%	0% 0%	57% 33%	52% 193%
Legion	1% 86%	3% 86%	110% 340%	157% 500%	77% 467%	100% 371%	128% 525%	0% 0%	29% 33%	87% 293%
FLASH	5% 7%	0% 0%	7% 20%	17% 33%	5% 33%	12% 43%	31% 75%	0% 0%	0% 0%	9% 24%

Table 5: comparison of the portability of different framework measured by the percentage of portable interfaces over all available interfaces.

Interfaces portability Object portability Frameworks /PLs	Interface / Object Category									
	Memory	Device	Runtime	Kernel	Program	Index	Synchronization	Partitioning	Status	Total
DPC++	63% 93%	66% 71%	98% 40%	96% 67%	11% 67%	99% 86%	97% 75%	0% 0%	86% 67%	70% 74%
KOKKOS	22% 14%	0% 100%	68% 50%	6% 0%	13% 100%	91% 83%	27% 100%	0% 100%	0% 100%	23% 28%
HIP	78% 48%	79% 50%	74% 50%	67% 67%	13% 3%	0% 0%	92% 0%	0% 0%	75% 0%	74% 23%
RAJA	20% 79%	0% 0%	0% 50%	0% 86%	30% 18%	100% 92%	0% 75%	0% 100%	75% 0%	61% 49%
Legion	50% 92%	0% 17%	91% 94%	31% 27%	93% 71%	99% 96%	97% 95%	99% 96%	50% 0%	91% 81%
FLASH	100% 100%	100% 100%	100% 100%	100% 100%	100% 100%	100% 100%	100% 100%	100% 100%	100% 100%	100% 100%

Table 6: Comparison of host code control flow, SLOC, normalized framework overhead for two benchmark host codes implemented using different probability frameworks (for supporting Intel CPUs and NVIDIA GPUs, N=2).

HPC Application	Solutions	Device	Host Code Compile-time Control Flow for supporting N Computing Devices	SLOC	SLOC Reduction	Normalized Framework Overhead (%) (Normalized to Kernel Runtime)
NBody	KOKKOS	CPU	N	15	1.5x	8.0e-5
		GPU				7.2e-3
	RAJA	CPU	N	18	1.8x	1.1e-3
		GPU				3.2e-2
	OpenMP	CPU	N	10	1x	24
		GPU				4.4e-1
	SyCL	CPU	N	21	2.1x	8.9
		GPU				9.8e-1
Particle-Diffusion	KOKKOS	CPU	N	12	1.2x	1.0e-5
		GPU				1.2e-1
	RAJA	CPU	N	17	1.7x	4.8e-3
		GPU				5.2
	OpenMP	CPU	N	10	1x	17
		GPU				8.4
	SyCL	CPU	N	22	2.2x	9.5
		GPU				1.9
	FLASH	CPU	1	10	-	13
		GPU				13

at the least. Kernels also include methods with labels that express functionalities, such as *atomic_add*, *dgemm*, *Prod*, *MinMax*, etc.

Program: are interfaces that encapsulate a variable functionality. This includes methods such as *ForAll* in RAJA, *hipModuleLoad* in HIP, the handle method *handle*, and the *program* objects in DPC++.

Indexing: are interfaces that manipulate the domain of a task. For example, Legion, RAJA, and FLASH have methods for creating custom index spaces, ranges, and fields.

Synchronization: are interfaces that impose ordering semantics on memory or tasks. The interfaces include atomic operations, such as *compare_exchange*, *events*, *barriers*, *sort_by*, and *locks*.

Partitioning: are interfaces that partition memory regions or tasks. Partitioning memory refers to the ability to split a container along with tasks for greater parallel processing. *sub_buffering*, *part_by*, *regions*, and *logical_partition* are a few examples from OpenCL, FLASH and Legion.

Status: are interfaces that provide status of tasks or devices. All the other dedicated status interfaces are covered under the runtime

category. Return type status codes or objects are not considered interfaces but status objects if they are not *primitive* types.

In the context of this paper, we measure the portability of a framework using two metrics. The interface and object portability is defined as the percentage of portable interfaces and objects over all available interfaces and objects in the framework, respectively, where a portable interface refers to the interface that is vendor-agnostic, hardware-agnostic, and task-agnostic. More specifically: *Vendor-agnostic* interfaces refer to the interfaces that do not have namespaces or signatures that refer to an adjacent implementation of an interface such as *ONEAPI*, *__global__* function attribute, or tag objects like *omp_parallel_for_exec* that are exposed to the user.

Hardware-agnostic interfaces are the interfaces that do not have associations with the underlying hardware. Interfaces that are not hardware-agnostic retain or take a hardware-specific parameter (e.g., SIMD) or a function pointer to a task as an argument to accelerate. Compile-time tags and macros that capture associations to CPU, GPU or compositions of the hardware-specific components

are considered hardware-specific. In general, if an interface induces a new compile-time control flow, it is hardware-specific.

Task-agnostic interfaces refer to the interfaces that are not associated with a computational task. Examples are reductions, scans, LAnd, and etc. from RAJA and KOKKOS. Additionally, an object is considered task-specific if it is composed of task-specific interfaces.

In order to compare the performance of FLASH with the existing portability framework, we measure the framework overhead and kernel runtime of each framework/kernel/Device tuple and calculate the normalized framework overhead by taking the ratio of framework overhead and kernel runtime. The framework overhead is the time it takes for a blank kernel to be dispatched and completed. The kernel runtime is measured as the execution time taken by a kernel after dispatching and completion (not including data transfer to/from the host). This figure of merit represents the penalty imposed by a solution.

In order to measure the application code portability, we define Hardware Independence Ratio (HIR) as the following:

$$HIR = 1 - \text{Hardware Dependence Reduction (HDR)}.$$

To calculate HIR, we project the potential HDR achievable by FLASH. We statically analyzed a set of HPC applications and their hardware dependency on CUDA by downloading their latest main branches from the corresponding GitHub repositories. The statistics are approximated by running keyword searches on “CUDA”, “OpenCL”, “__host__”, and “GPU”. Files containing these keywords either in object names or in comments are counted as a dependent. Additionally, only source files (in source folders) with well-known extensions (*.c, *.f, etc.) are analyzed. Makefiles, *.txt, *.cmake, *.md, data files or kernel files are not counted as source codes.

Finally, the performance measurements in table 6 were ran on a dual-socket 10 core Intel 2650 v3 @ 2.3Ghz for all runs running on Ubuntu 18.04 LTS with 64GB 2133Mhz DRAM. The CPU-based performance measurement was done solely on the CPU cores with hyper-threading enabled. The GPU numbers were measured on the same host, but with the main kernel offloaded to an NVIDIA Titan X running on CUDA toolkit 10.1. The code was compiled with GCC 10.1 for CPU runs and downgraded to GCC 4.8.5 for compatibility with NVCC (for host code).

4.2 Experiment Results

Table 4 shows the comparison of the complexity of usage measured by the number of interfaces and objects in different portability frameworks normalized to DPC++ and broken down in the nine categories above. In terms of complexity, the interface and object count in FLASH is 9% and 24% of those in DPC++ and 24% and 14% of those in HIP, respectively, making FLASH much less complex to adopt and use. In terms of refactoring cost, with FLASH’s variadic templates and kernel definition meta-programming, the comparison results show that we can significantly reduce the number of interfaces a developer must learn to enable heterogeneous acceleration.

Table 5 shows the comparison of the framework portability. The interface and object portability of the existing solutions ranges from 23%-90% and 23%-81%, respectively. Differently, FLASH provides 100% framework portability, with Legion being in a close second.

Table 7: The potential code portability in terms of HIR achieved by FLASH calculated from the CUDA-dependency of different HPC application codes.

Application	HIR of FLASH (%)
GROMACS[6]	90.1%
NAMD[10]	55.62%
WRF[13]	99.72%
GAMSS[5]	86.95%
LAMMPS[8]	92.11%
CP2K[4]	94.88%
ParaView[11]	98.54%
MILC[9]	98.55%
Chroma[3]	99.27%
AutoDock - GPU[2]	54.85%
Abinit[1]	94.71%
specfem3d[12]	94.84%

Taking a deeper look into Legion, we see a very robust and complicated interface that is carefully constructed to be portable. Unfortunately, the use of this interface is quite a burden for applications to integrate because it requires complete re-architecture of existing HPC codebases around Legion to be a candidate solution. The next feasible solution is DPC++ with an interface portability of 70%. With partial reflection, virtual-dispatching and meta-programming, FLASH provides a 100% framework portability across all categories.

Table 6 shows the comparison of host code compile-time control flow, SLOC, and normalized framework overhead for two benchmark host codes (N-Body and Particle Diffusion) implemented using four existing solutions (KOKKOS, RAJA, OpenMP, SyCL) and FLASH on CPU and GPU. The FLASH SLOC is based on the host code available in the FLASH repository. Table 6 compares the SLOC of the host codes as they pertain to the preparation of the runtime (ie KOKKOS::Initialize), device (i.e., device_selector), and inputs (i.e., buffers), as well as dispatching tasks (i.e., RAJA::ForAll, submits, parallel_for). The SLOC do not include kernel definitions since they can highly vary depending on developer experience and algorithm. The comparison results show a reduction of SLOC that ranges from 1x to 2.2x, primarily resulting from the preparation of the runtime, device, and most importantly, input and dispatch (lambda functions). The performance varies based on a combination of framework and kernel implementation. However, all simulations maintain the same parameters across frameworks, such as the number of particles and iterations. OpenMP notably has the most overhead for both kernels on CPU at 24% and 17%, respectively. FLASH has <2% overhead on CPU, with 6% and 13% on the GPU. This is directly attributed to inefficiencies in the CUDA device runtime logic and will be optimized in later releases. By managing data preparation to the device runtime, FLASH alleviates the data synchronization and preparation across single and multiple submissions. The overhead across frameworks was nearly all inconsequential and served as a fraction of the runtime, with OpenMP taking the most notable time vs. the kernel runtime at a fourth of the runtime for OMP target offload. The FLASH kernel benchmarks were written with a unit test fixture since we in the process of integrating synchronization features into the main branch. This means that the kernel definitions are the final versions, and the host code is a close representation of the internal logic of FLASH. Furthermore, the sample benchmarks with multiple compile-time control flows also add additional complexity, as well as forfeits portability, and increases device-dependent application

code. Since FLASH handles these control flows internally, a single unified control flow is achieved. Overall, FLASH can achieve up to 2.2× SLOC reduction, especially for the benchmarks that have high preparation costs.

Table 7 shows the code portability achieved by FLASH measured by HIR. The percentage HIR values are projected using the possible reduction in the hardware dependency of CUDA of various HPC application codes. Based on the portability exhibited by the available FLASH host code templates, we project that one can completely decouple the existing accelerator dependency from the host code and kernel logic, resulting in an achievement of up to 99.72% application code portability. This allows the applications to be more easily refactored and accelerator-agnostic for future hardware platforms.

5 CONCLUSION

This paper presented FLASH 1.0, a C++-based software framework for rapid parallel deployment and enhancing host code portability in heterogeneous computing. Making the programming interfaces completely vendor-agnostic, hardware-agnostic, and task-agnostic is critical to enabling a single control flow for supporting various heterogeneous accelerators as well as a lean library with a small, limited number of programming interfaces and objects that is sustainable as the supported accelerator devices keep growing. Such unification of control flow is the key to enabling the true portability of host codes, and such simplicity of the framework is the key to easy usage and adoption.

REFERENCES

- [1] 2021. ABINIT Github Repo. <https://github.com/abinit/abinit>. Accessed: 2021-01-23.
- [2] 2021. Autodock Github Repo. <https://github.com/ccsb-scripps/AutoDock-GPU>. Accessed: 2021-01-23.
- [3] 2021. CHROMA Github Repo. <https://github.com/JeffersonLab/chroma>. Accessed: 2021-01-23.
- [4] 2021. CP2K Github Repo. <https://github.com/cp2k/cp2k>. Accessed: 2021-01-23.
- [5] 2021. GAMESS Github Repo. <https://github.com/streaver91/gamess>. Accessed: 2021-01-23.
- [6] 2021. GROMACS Github Repo. <https://github.com/gromacs/gromacs>. Accessed: 2021-01-23.
- [7] 2021. How to Use Tag Dispatching In Your Code Effectively. <https://www.fluentcpp.com/2018/04/27/tag-dispatching/>. Accessed: 2021-04-27.
- [8] 2021. LAMMPS Github Repo. <https://github.com/lammps/lammps>. Accessed: 2021-01-23.
- [9] 2021. MILC Github Repo. http://www.physics.utah.edu/~detar/milc/milc_qcd.html. Accessed: 2021-01-23.
- [10] 2021. NAMD Github Repo. <https://github.com/nbcrrolls/namd>. Accessed: 2021-01-23.
- [11] 2021. PARAVIEW Github Repo. <https://github.com/Kitware/ParaView>. Accessed: 2021-01-23.
- [12] 2021. SPECfem Github Repo. <https://github.com/geodynamics/specfem3d>. Accessed: 2021-01-23.
- [13] 2021. WRF Github Repo. <https://github.com/wrf-model/WRF>. Accessed: 2021-01-23.
- [14] David Abrahams and Aleksey Gurtovoy. 2004. *C++ template metaprogramming: concepts, tools, and techniques from Boost and beyond*. Pearson Education.
- [15] Ben Ashbaugh, Alexey Bader, James Brodman, Jeff Hammond, Michael Kinsner, John Pennycook, Roland Schulz, and Jason Sewall. 2020. Data Parallel C++: Enhancing SYCL Through Extensions for Productivity and Performance. In *Proceedings of the International Workshop on OpenCL (Munich, Germany) (IWOCCL '20)*. Association for Computing Machinery, New York, NY, USA, Article 7, 2 pages. <https://doi.org/10.1145/3388333.3388653>
- [16] Michal Babej and Pekka Jääskeläinen. 2020. HIPCL: Tool for Porting CUDA Applications to Advanced OpenCL Platforms Through HIP. In *Proceedings of the International Workshop on OpenCL (Munich, Germany) (IWOCCL '20)*. Association for Computing Machinery, New York, NY, USA, Article 18, 3 pages. <https://doi.org/10.1145/3388333.3388641>
- [17] Alexey Bader, James Brodman, and Michael Kinsner. 2019. A SYCL Compiler and Runtime Architecture. In *Proceedings of the International Workshop on OpenCL (Boston, MA, USA) (IWOCCL '19)*. Association for Computing Machinery, New York, NY, USA, Article 16, 1 pages. <https://doi.org/10.1145/3318170.3318194>
- [18] D. A. Beckingsale, J. Burmark, R. Hornung, H. Jones, W. Killian, A. J. Kunen, O. Pearce, P. Robinson, B. S. Ryujin, and T. R. Scogland. 2019. RAJA: Portable Performance for Large-Scale Scientific Applications. In *2019 IEEE/ACM International Workshop on Performance, Portability and Productivity in HPC (P3HPC)*. 71–81. <https://doi.org/10.1109/P3HPC49587.2019.00012>
- [19] Gordon Brown, Ruyman Reyes, and Michael Wong. 2019. Towards Heterogeneous and Distributed Computing in C++. In *Proceedings of the International Workshop on OpenCL (Boston, MA, USA) (IWOCCL '19)*. Association for Computing Machinery, New York, NY, USA, Article 18, 5 pages. <https://doi.org/10.1145/3318170.3318196>
- [20] Tom Deakin and Simon McIntosh-Smith. 2020. Evaluating the Performance of HPC-Style SYCL Applications. In *Proceedings of the International Workshop on OpenCL (Munich, Germany) (IWOCCL '20)*. Association for Computing Machinery, New York, NY, USA, Article 12, 11 pages. <https://doi.org/10.1145/3388333.3388643>
- [21] Millad Ghane, Sunita Chandrasekaran, and Margaret S. Cheung. 2020. Towards a Portable Hierarchical View of Distributed Shared Memory Systems: Challenges and Solutions. In *Proceedings of the Eleventh International Workshop on Programming Models and Applications for Multicores and Manycores (San Diego, California) (PMAM '20)*. Association for Computing Machinery, New York, NY, USA, Article 5, 10 pages. <https://doi.org/10.1145/3380536.3380542>
- [22] C. Jin, M. Baskaran, B. Meister, and J. Springer. 2019. Automatic Parallelization to Asynchronous Task-Based Runtimes Through a Generic Runtime Layer. In *2019 IEEE High Performance Extreme Computing Conference (HPEC)*. 1–11. <https://doi.org/10.1109/HPEC.2019.8916294>
- [23] R. O. Kirk, G. R. Mudalige, I. Z. Reguly, S. A. Wright, M. J. Martineau, and S. A. Jarvis. 2017. Achieving Performance Portability for a Heat Conduction Solver Mini-Application on Modern Multi-core Systems. In *2017 IEEE International Conference on Cluster Computing (CLUSTER)*. 834–841. <https://doi.org/10.1109/CLUSTER.2017.122>
- [24] Saej Memeti, Lu Li, Sabri Pllana, Joanna Kolodziej, and Christoph Kessler. 2017. Benchmarking OpenCL, OpenACC, OpenMP, and CUDA: Programming Productivity, Performance, and Energy Consumption. In *Proceedings of the 2017 Workshop on Adaptive Resource Management and Scheduling for Cloud Computing (Washington, DC, USA) (ARMS-CC '17)*. Association for Computing Machinery, New York, NY, USA, 1–6. <https://doi.org/10.1145/3110355.3110356>
- [25] Will Powell, Jason Riedy, Jeffrey S. Young, and Thomas M. Conte. 2019. Wrangling Rogues: A Case Study on Managing Experimental Post-Moore Architectures. In *Proceedings of the Practice and Experience in Advanced Research Computing on Rise of the Machines (Learning) (Chicago, IL, USA) (PEARC '19)*. Association for Computing Machinery, New York, NY, USA, Article 61, 8 pages. <https://doi.org/10.1145/3332186.3332223>
- [26] Jakub Szuppe. 2016. Boost.Compute: A Parallel Computing Library for C++ Based on OpenCL. In *Proceedings of the 4th International Workshop on OpenCL (Vienna, Austria) (IWOCCL '16)*. Association for Computing Machinery, New York, NY, USA, Article 15, 39 pages. <https://doi.org/10.1145/2909437.2909454>
- [27] Felix Thaler, Stefan Moosbrugger, Carlos Osuna, Mauro Bianco, Hannes Vogt, Anton Afanasyev, Lukas Mosimann, Oliver Fuhrer, Thomas C. Schulthess, and Torsten Hoeffler. 2019. Porting the COSMO Weather Model to Manycore CPUs. In *Proceedings of the Platform for Advanced Scientific Computing Conference (Zurich, Switzerland) (PASC '19)*. Association for Computing Machinery, New York, NY, USA, Article 13, 11 pages. <https://doi.org/10.1145/3324989.3325723>
- [28] Michael Wong and Hal Finkel. 2018. Distributed & Heterogeneous Programming in C++ for HPC at SC17. In *Proceedings of the International Workshop on OpenCL (Oxford, United Kingdom) (IWOCCL '18)*. Association for Computing Machinery, New York, NY, USA, Article 20, 7 pages. <https://doi.org/10.1145/3204919.3204939>
- [29] Tong Zhou, Jun Shirako, Anirudh Jain, Sriseshan Srikanth, Thomas M. Conte, Richard Vuduc, and Vivek Sarkar. 2020. Intrepid: Performance, Productivity, and Portability for Data Science Application Kernels. In *Proceedings of the 2020 ACM SIGPLAN International Symposium on New Ideas, New Paradigms, and Reflections on Programming and Software (Virtual, USA) (Onward! 2020)*. Association for Computing Machinery, New York, NY, USA, 65–83. <https://doi.org/10.1145/3426428.3426915>