

# Efficient algorithms for computing rank-revealing factorizations on a GPU

Nathan Heavner<sup>1</sup>, Chao Chen<sup>2</sup>, Abinand Gopal<sup>3</sup>, Per-Gunnar Martinsson<sup>4</sup>

**Abstract:** Standard rank-revealing factorizations such as the singular value decomposition and column pivoted QR factorization are challenging to implement efficiently on a GPU. A major difficulty in this regard is the inability of standard algorithms to cast most operations in terms of the Level-3 BLAS. This paper presents two alternative algorithms for computing a rank-revealing factorization of the form  $\mathbf{A} = \mathbf{UTV}^*$ , where  $\mathbf{U}$  and  $\mathbf{V}$  are orthogonal and  $\mathbf{T}$  is triangular. Both algorithms use randomized projection techniques to cast most of the flops in terms of matrix-matrix multiplication, which is exceptionally efficient on the GPU. Numerical experiments illustrate that these algorithms achieve an order of magnitude acceleration over finely tuned GPU implementations of the SVD while providing low rank approximation errors close to that of the SVD.

## 1. INTRODUCTION

**1.1. Rank-revealing factorizations.** Given an  $m \times n$  matrix  $\mathbf{A}$ , it is often desirable to compute a factorization of  $\mathbf{A}$  that uncovers some of its fundamental properties. One such factorization, the *rank-revealing UTV factorization*, is characterized as follows. Consider a matrix factorization

$$(1) \quad \begin{array}{ccccc} \mathbf{A} & = & \mathbf{U} & \mathbf{T} & \mathbf{V}^* \\ m \times n & & m \times m & m \times n & n \times n \end{array}$$

We say that the factorization (1) is *rank-revealing* if it satisfies the following condition: For any  $k$  such that  $1 \leq k < \min(m, n)$ , it is the case that

- (1)  $\sigma_{\min}(\mathbf{T}(1:k, 1:k)) \approx \sigma_k(\mathbf{A})$ ;
- (2)  $\sigma_{\max}(\mathbf{T}((k+1):m, (k+1):n)) \approx \sigma_{k+1}(\mathbf{A})$ ;

where  $\sigma_j(\mathbf{X}) / \sigma_{\min}(\mathbf{X}) / \sigma_{\max}(\mathbf{X})$  denotes the  $j$ 'th / smallest / largest singular value of  $\mathbf{X}$ . This informal definition is a slight generalization of the usual definitions of rank revealing decompositions that appear in the literature, minor variations of which appear in, *e.g.* [12, 39, 9, 11]. Rank revealing factorizations are useful in solving problems such as least squares approximation [11, 10, 20, 28, 5, 21], rank estimation [9, 41, 40], low rank approximation [29, 16, 27, 13, 3], and subspace tracking [4, 39], among others.

Perhaps the two most commonly known and used rank revealing factorizations are the singular value decomposition (SVD) and the column pivoted QR decomposition (CPQR).<sup>5</sup> A singular value decomposition  $\mathbf{A} = \mathbf{UDV}^*$  provides a theoretically optimal rank revealing decomposition, in that the conditions (1) and (2) are satisfied exactly for  $\mathbf{D} = \mathbf{T}$ . The SVD has relatively high computational cost, however. The CPQR is less expensive, and also has the advantage that it builds the factorization incrementally, and can halt once a specified tolerance has been reached. This latter advantage is very valuable when working with matrices that are substantially rank deficient. The drawback of the CPQR is that it much less good than the SVD at revealing the numerical rank.

A third choice is the rank revealing UTV factorization (RRUTV) [39, 42, 31, 18, 2]. An RRUTV can be thought of as a compromise between the SVD and CPQR that is better at revealing the numerical rank than the CPQR, and faster to compute than the SVD. Traditional algorithms for computing an RRUTV have been deterministic and guarantee revealing the rank of a matrix up to a user-defined tolerance. It is not used as widely as the aforementioned SVD and CPQR, though, except in a few settings such as subspace tracking.

<sup>1</sup>Department of Applied Mathematics, University of Colorado at Boulder, USA

<sup>2</sup>Oden Institute, University of Texas at Austin, USA

<sup>3</sup>Mathematical Institute, University of Oxford, Oxford, United Kingdom

<sup>4</sup>Department of Mathematics, University of Texas at Austin, USA

<sup>5</sup>See Sections 2.2 and 2.3, respectively, for a brief overview of these factorizations.

**1.2. Challenges of implementing the SVD and the CPQR on a GPU.** As focus in high performance computing has shifted towards parallel environments, the use of GPUs to perform scientific computations has gained popularity and success [34, 30, 7]. The power of the GPU lies in its ability to execute many tasks in parallel extremely efficiently, and software tools have rapidly developed to allow developers to make full use of its capabilities. Algorithm design, however, is just as important. Classical algorithms for computing both the SVD and CPQR, still in use today, were designed with a heavier emphasis on reducing the number of floating point operations (flops) than on running efficiently on parallel systems. Thus, it is difficult for either factorization to maximally leverage the computing power of a GPU.

For CPQR, the limitations of the parallelism are well understood, at least relative to comparable matrix computations. The most popular algorithm for computing a CPQR uses Householder transformations and chooses the pivot columns by selecting the column with the largest norm. We will refer to this algorithm as HQRCP. See Section 2.3 for a brief overview of HQRCP, or, *e.g.* [8, 20] for a thorough description. Given a sequence of matrix operations, it is well known that an appropriate implementation using Level-3 BLAS, or matrix-matrix, operations will run more efficiently on modern processors than an optimal implementation using Level-2 or Level-1 BLAS [6]. This is largely due to the greater potential for the Level-3 BLAS to make more efficient use of memory caching in the processor. HQRCP as written originally in [20] uses no higher than Level-2 BLAS. Quintana-Ortí *et al.* developed HQRCP further in [36], casting about half of the flops in terms of Level-3 BLAS kernels. Additional improvement in this area, though, is difficult to find for this algorithm, as the process of selecting pivot columns inherently prevents full parallelization.

The situation for the SVD is even more bleak. It is usually computed in two stages. The first is a reduction to bidiagonal form via, *e.g.* Householder reflectors. Only about half the flops in this computation can be cast in terms of the Level-3 BLAS, similarly (and for similar reasons) to HQRCP. The second stage is the computation of the SVD of the bidiagonal matrix. This is usually done with either an iterative algorithm (a variant of the QR algorithm) or a recursive algorithm (divide-and-conquer) which reverts to the QR algorithm at the base layer. See [43, 22, 14, 24] for details. The recursive option inherently resists parallelization, and the current widely-used implementations of the QR approach are cast in terms of an operation that behaves like a Level-2 BLAS.<sup>6</sup>

**1.3. Proposed algorithms.** In this paper, we present two randomized algorithms for computing an RRUTV. Both algorithms are designed to run efficiently on GPUs in that the majority of their flops are cast in terms of matrix-matrix multiplication. We show through extensive numerical experiments in Section 5 that each reveals rank nearly as well as the SVD but often costs less than HQRCP to compute on a GPU. For matrices with uncertain or high rank, then, these algorithms warrant strong consideration for this computing environment.

The first algorithm POWERURV, discussed in Section 3, was first introduced in the tech report [23]. POWERURV is built on another randomized RRUTV algorithm developed by Demmel *et al.* in [15], adding better rank revelation at a tolerable increase in computational cost. The algorithm itself is quite simple, capable of description with just a few lines of code. The simplicity of its implementation is a significant asset to developers, and it has just one input parameter, whose effect on the resulting calculation can easily be understood.

The second algorithm, RANDUTV, was first presented in [31]. RANDUTV is a *blocked* algorithm, meaning it operates largely inside a loop, “processing” multiple columns of the input matrix during each iteration. Specifically, for an input matrix  $\mathbf{A} \in \mathbb{R}^{m \times n}$  with  $m \geq n$ ,<sup>7</sup> a block size  $b$  is chosen, and the bulk of RANDUTV’s work occurs in a loop of  $p = \lceil n/b \rceil$  steps. During step  $i$ , orthogonal matrices  $\mathbf{U}^{(i)}$  and  $\mathbf{V}^{(i)}$  are computed which approximate singular vector subspaces of a relevant block of  $\mathbf{T}^{(i-1)}$ . Then,  $\mathbf{T}^{(i)}$  is formed with

$$\mathbf{T}^{(i)} := \left( \mathbf{U}^{(i)} \right)^* \mathbf{T}^{(i-1)} \mathbf{V}^{(i)}.$$

The leading  $ib$  columns of  $\mathbf{T}^{(i)}$  are upper triangular (see Figure 1 for an illustration of the sparsity pattern), so we say that RANDUTV drives  $\mathbf{A}$  to upper triangular form  $b$  columns at a time. After the final step in the loop, we

<sup>6</sup>The QR algorithm can be cast in terms of Level-3 BLAS, but for reasons not discussed here, this approach has not yet been adopted in most software. See [44] for details.

<sup>7</sup>if  $m < n$ , we may simply factorize the transpose and take the transpose of the result.

obtain the final  $\mathbf{T}$ ,  $\mathbf{U}$ , and  $\mathbf{V}$  factors with

$$\begin{aligned}\mathbf{T} &:= \mathbf{T}^{(p)}, \\ \mathbf{U} &:= \mathbf{U}^{(1)} \mathbf{U}^{(2)} \dots \mathbf{U}^{(p)}, \\ \mathbf{V} &:= \mathbf{V}^{(1)} \mathbf{V}^{(2)} \dots \mathbf{V}^{(p)}.\end{aligned}$$

See Section 4 for the full algorithm. A major strength of RANDUTV is that it may be adaptively stopped at any point in the computation, for instance when the singular value estimates on the diagonal of the  $\mathbf{T}^{(i)}$  matrices drop below a certain threshold. If stopped early, the algorithm incurs only a cost of  $\mathcal{O}(mnk)$  for an  $m \times n$  input matrix. Each matrix  $\mathbf{U}^{(i)}$  and  $\mathbf{V}^{(i)}$  is computed using techniques similar to that of the randomized SVD [25], which spends most of its flops in matrix multiplication and therefore makes efficient use of GPU capabilities.

In this paper, we propose several modifications to the RANDUTV algorithm given in [31]. These changes are made with the titular computing environment in mind, knowing that matrix-matrix multiplication is far more efficient on a GPU than unpivoted QR, RANDUTV's other building block. The revised algorithm enhances the rank revealing properties of the resulting RRUTV factorization while keeping the computational cost relatively low.

**Remark 1** (RAM limitations). In this manuscript, we restrict attention to the case where all the data used in the computation fits in RAM on the GPU, which somewhat limits the size of matrices that can be handled. (For instance, in the numerical experiments reported in Section 5, the largest problem size we could handle involved matrices of size about  $30\,000 \times 30\,000$ .) The techniques can be modified to allow larger matrices to be handled and for multiple GPUs to be deployed, but we leave this extension for future work.

**1.4. Outline of paper.** In Section 2, we review previous work in rank-revealing factorizations, discussing competing methods as well as previous work in randomized linear algebra that is foundational for the methods presented in this article. Section 3 presents the first algorithmic contribution of this article, POWERURV. In Section 4, we discuss and build on the recently developed RANDUTV algorithm, culminating in a modification of the algorithm RANDUTV\_BOOSTED with greater potential for low rank estimation. Finally, Section 5 presents numerical experiments which demonstrate the computational efficiency of POWERURV and RANDUTV\_BOOSTED as well as their effectiveness in low rank estimation.

## 2. PRELIMINARIES

**2.1. Basic notation.** In this manuscript, we write  $\mathbf{A} \in \mathbb{R}^{m \times n}$  to denote a real-valued matrix with  $m$  rows and  $n$  columns, and  $\mathbf{A}(i, j)$  refers to the element in the  $i$ -th row and  $j$ -th column of  $\mathbf{A}$ . The indexing notation  $\mathbf{A}(i : j, k : l)$  is used to reference the submatrix of  $\mathbf{A}$  consisting of the entries in the  $i$ -th through  $j$ -th rows of the  $k$ -th through  $l$ -th columns.  $\sigma_i(\mathbf{A})$  is the  $i$ -th singular value of  $\mathbf{A}$ , and  $\mathbf{A}^*$  is the transpose. An orthonormal matrix is a matrix whose columns have unit norm and are pairwise orthogonal, and an orthogonal matrix is a square orthonormal matrix. The default norm  $\|\cdot\|$  is the spectral norm.

**2.2. The Singular Value Decomposition (SVD).** Let  $\mathbf{A} \in \mathbb{R}^{m \times n}$ . Then the singular value decomposition (SVD) of  $\mathbf{A}$  [22, 43, 40] is given by

$$\begin{array}{ccccc} \mathbf{A} & = & \mathbf{U} & \mathbf{\Sigma} & \mathbf{V}^*, \\ m \times n & & m \times m & m \times n & n \times n \end{array}$$

where  $\mathbf{U}$  and  $\mathbf{V}$  are orthogonal and  $\mathbf{\Sigma}$  is diagonal. When  $m \neq n$  and  $p = \min(m, n)$ , we may also speak of the *economic* SVD of  $\mathbf{A}$ , given by

$$\begin{array}{ccccc} \mathbf{A} & = & \mathbf{U} & \mathbf{\Sigma} & \mathbf{V}^*, \\ m \times n & & m \times p & p \times p & p \times n \end{array}$$

in which case either  $\mathbf{U}$  or  $\mathbf{V}$  is orthonormal instead of orthogonal. The diagonal elements  $\{\sigma_i\}_{i=1}^p$  of  $\mathbf{\Sigma}$  are the *singular values* of  $\mathbf{A}$  and satisfy  $\sigma_1 \geq \sigma_2 \geq \dots \geq \sigma_p \geq 0$ . The columns  $\mathbf{u}_i$  and  $\mathbf{v}_i$  of  $\mathbf{U}$  and  $\mathbf{V}$  are called the *left* and *right singular vectors*, respectively, of  $\mathbf{A}$ . Importantly, the SVD provides theoretically optimal rank- $k$  approximations to  $\mathbf{A}$ . Specifically, the Eckart-Young-Mirsky Theorem [17, 33] states that given the SVD of a matrix  $\mathbf{A}$  and a fixed  $k \in \{1, 2, \dots, p\}$ , we have that

$$\|\mathbf{A} - \mathbf{U}(:, 1 : k) \mathbf{\Sigma}(1 : k, 1 : k) \mathbf{V}(:, 1 : k)^*\| = \inf\{\|\mathbf{A} - \mathbf{B}\| : \mathbf{B} \text{ has rank } k\}.$$

**2.3. The Column Pivoted QR (CPQR) decomposition.** Given a matrix  $\mathbf{A} \in \mathbb{R}^{m \times n}$ , a column pivoted QR decomposition (CPQR) is given by

$$\begin{array}{ccccc} \mathbf{A} & = & \mathbf{Q} & \mathbf{R} & \mathbf{P}^*, \\ m \times n & & m \times m & m \times n & n \times n \end{array}$$

where  $\mathbf{Q}$  is orthogonal,  $\mathbf{R}$  is upper triangular, and  $\mathbf{P}$  is a permutation matrix. If  $m > n$ , then any CPQR can be reduced to the “economic” CPQR

$$\begin{array}{ccccc} \mathbf{A} & = & \mathbf{Q} & \mathbf{R} & \mathbf{P}^*, \\ m \times n & & m \times n & n \times n & n \times n \end{array}$$

The details of the most popular algorithm for computing such a factorization, called HQRCF hereafter, are not essential to this article, but they may be explored by the reader in, e.g. [9, 22, 43, 40].

The rank- $k$  approximations  $\mathbf{Q}(:, 1 : k)\mathbf{R}(1 : k, 1 : k)\mathbf{P}(:, 1 : k)^*$  provided by HQRCF are usually reasonable, though in some cases they can be alarmingly suboptimal [26]. These cases are rare, particularly in practice, and HQRCF is so much faster than computing an SVD that HQRCF is used ubiquitously for low rank approximation.

The special case when  $\mathbf{P} = \mathbf{I}$  is called a(n) (unpivoted) QR decomposition. The standard algorithm for computing a QR factorization relies on Householder reflectors. We shall call this algorithm as HQR in this article and refer the reader once again to textbooks such as [22, 43, 40] for a complete discussion. For this article, it is only necessary to note that the outputs of HQR are the matrix  $\mathbf{R}$  of the QR factorization and a unit lower triangular matrix  $\mathbf{V} \in \mathbb{R}^{m \times n}$  ( $m > n$ ) that can be used to build  $\mathbf{Q}$ . QR decompositions have no rank revealing properties, but in this article we make critical use of the fact that the leading  $p$  columns of  $\mathbf{Q}$  form an orthonormal basis for the column space of  $\mathbf{A}$ . The lack of the pivoting matrix  $\mathbf{P}$  also allows the standard algorithm for computing a QR decomposition to rely more heavily on the level-3 BLAS than HQRCF, translating to better performance in parallel environments.

**2.4. Efficiently applying products of Householder vectors to a matrix.** Consider a matrix  $\mathbf{A} \in \mathbb{R}^{n \times n}$  and a block size  $b$  such that  $1 \leq b \leq n$ . Suppose that we have determined  $b$  Householder matrices  $\mathbf{H}$  such that

$$\mathbf{H}_b^* \mathbf{H}_{b-1}^* \cdots \mathbf{H}_1^* \mathbf{A}(:, 1 : b)$$

is upper triangular. We have that

$$\mathbf{H}_i = \mathbf{I} - 2\mathbf{v}_i \mathbf{v}_i^*, \quad 1 \leq i \leq b,$$

where  $\mathbf{v}_i$  is the Householder vector associated with the transformation. Then the matrix  $\mathbf{H} = \mathbf{H}_1 \mathbf{H}_2 \cdots \mathbf{H}_b$  can be represented as

$$\mathbf{H} = \mathbf{I} - \mathbf{V} \mathbf{T} \mathbf{V}^*,$$

where  $\mathbf{T} \in \mathbb{R}^{b \times b}$  is upper triangular and  $\mathbf{V} \in \mathbb{R}^{n \times b}$  is lower triangular with columns containing the  $\mathbf{v}_i$  [38]. The form  $\mathbf{I} - \mathbf{V} \mathbf{T} \mathbf{V}^*$  of  $\mathbf{H}$  is called the *compact-WY* representation of a product of Householder reflectors. This representation reduces the storage requirement of  $\mathbf{H}$  from  $\mathcal{O}(n^2)$  to  $\mathcal{O}(nb + b^2)$ . More importantly, when applying the matrices to  $\mathbf{A}$ , the compact-WY form recasts the matrix-vector operations at the core of

$$\mathbf{H}_b \mathbf{H}_{b-1} \cdots \mathbf{H}_1 \mathbf{A} = (\mathbf{I} - 2\mathbf{v}_b \mathbf{v}_b^*)(\mathbf{I} - 2\mathbf{v}_{b-1} \mathbf{v}_{b-1}^*) \cdots (\mathbf{I} - 2\mathbf{v}_1 \mathbf{v}_1^*) \mathbf{A}$$

into matrix-matrix multiplications as in

$$\mathbf{H} \mathbf{A} = (\mathbf{I} - \mathbf{V} \mathbf{T} \mathbf{V}^*) \mathbf{A}.$$

Taking full advantage of this representation is crucial for efficiently building factorizations on a GPU.

**2.5. The UTV decomposition.** Consider a matrix  $\mathbf{A} \in \mathbb{R}^{m \times n}$ . A factorization

$$\begin{array}{ccccc} \mathbf{A} & = & \mathbf{U} & \mathbf{T} & \mathbf{V}^*, \\ m \times n & & m \times m & m \times n & n \times n \end{array}$$

where  $\mathbf{U}$  and  $\mathbf{V}$  are orthogonal and  $\mathbf{T}$  is upper triangular is called a *UTV factorization*. Note that the SVD and CPQR are technically both examples of UTV factorizations. In the literature, however, a decomposition is generally given the UTV designation only if that is its most specific label; we will continue this practice in the current article. Thus, it is implied that  $\mathbf{T}$  is upper triangular but not diagonal, and  $\mathbf{V}$  is orthogonal but not a permutation.

The flexibility of the factors of a UTV decomposition allow it to act as a compromise between the SVD and CPQR in that it is not too expensive to compute but can reveal rank quite well. A rank-revealing UTV can also be updated and downdated easily; see [40, Ch. 5, Sec. 4] and [19, 35, 39] for details.

**2.6. The randomized singular value decomposition.** The randomized SVD (RSVD) [25] provides an approximate SVD of a matrix with low rank. Specifically, given a matrix  $\mathbf{A} \in \mathbb{R}^{m \times n}$  with rank  $k \ll \min(m, n)$ , the RSVD produces orthonormal matrices  $\mathbf{U} \in \mathbb{R}^{m \times k}$  and  $\mathbf{V} \in \mathbb{R}^{n \times k}$  and diagonal matrix  $\mathbf{D} \in \mathbb{R}^{k \times k}$  such that

$$\mathbf{A} \approx \mathbf{UDV}^*.$$

The key to the algorithm is efficiently computing an orthonormal basis  $\mathbf{Q} \in \mathbb{R}^{m \times k}$  for the column space of  $\mathbf{A}$ . This can be accomplished using randomized projections. An extremely simple way of building  $\mathbf{Q}$  is the following:

1. Draw a matrix  $\mathbf{G} \in \mathbb{R}^{n \times k}$  with i.i.d. entries drawn from the standard normal distribution.
2. Compute  $\mathbf{Y} = \mathbf{AG}$ .
3. Calculate an orthonormal basis  $\mathbf{Q}$  for  $\text{Col}(\mathbf{Y})$  via, *e.g.*, HQR.

This method will yield a reasonably good approximation to the column space of  $\mathbf{A}$ . However, for certain matrices, particularly when the decay in singular values is slow, an improved approximation will be desired. We may improve the approximation provided by  $\mathbf{Q}$  in two ways:

- (i) **Oversampling:** We may interpret  $\mathbf{Y}$  as  $k$  different random projections onto the column space of  $\mathbf{A}$ . As shown in [25], the approximation of  $\text{Col}(\mathbf{Y})$  to  $\text{Col}(\mathbf{A})$  may be improved by gathering a few, say  $p$ , extra projections. In practice  $p = 5$  or  $p = 10$  is sufficient, adding very little additional computational cost to the algorithm. Using a small amount of oversampling also improves the expected error bounds and vastly decreases the probability of deviating from those bounds. Thus, this technique makes the uses of randomization in the algorithm safe and reliable.
- (ii) **Power iteration:** We may replace the sampling matrix  $\mathbf{A}$  with  $(\mathbf{AA}^*)^q \mathbf{A}$  for  $q \in \mathbb{N}$ , a matrix with the same column space as  $\mathbf{A}$  but whose singular values are  $(\sigma_i(\mathbf{A}))^{2q+1}$ . The contributions of singular vectors that correspond to smaller singular values will be diminished using this new sampling matrix, thus increasing the alignment of  $\text{Col}(\mathbf{Y})$  with the optimal approximation of  $\text{Col}(\mathbf{A})$ . In practice, choosing  $q$  to be 0, 1 or 2 gives excellent results. When using a power iteration scheme, numerical linear dependence of the samples becomes a concern since the information will be lost from singular vectors corresponding to singular values less than  $\epsilon_{\text{machine}}^{1/(2q+1)}$ . To stabilize the algorithm, we build  $\mathbf{Y}$  incrementally, orthonormalizing the columns of the intermediate matrix in between applications of  $\mathbf{A}$  and  $\mathbf{A}^*$ .

These ideas are combined to produce the RANGE\_FINDER method of Algorithm 1.

---

**Algorithm 1**  $\mathbf{Q} = \text{RANGE\_FINDER}(\mathbf{A}, k, p)$

---

```

1:  $\mathbf{G} = \text{GENERATE\_NORM\_RAND\_IID}(n, k + p)$ 
2:  $\mathbf{Y} = \mathbf{AG}$ 
3:  $[\mathbf{Q}, \sim] = \text{HQR}(\mathbf{Y})$ 
4: for  $i = 1$  to  $q$  do
5:    $\mathbf{Y} = \mathbf{A}^* \mathbf{Q}$ 
6:    $[\mathbf{Q}, \sim] = \text{HQR}(\mathbf{Y})$ 
7:    $\mathbf{Y} = \mathbf{AQ}$ 
8:    $[\mathbf{Q}, \sim] = \text{HQR}(\mathbf{Y})$ 
9: end for

```

---

Once  $\mathbf{Q}$  is built, the rest of the RSVD algorithm uses only the standard techniques of matrix multiplication, unpivoted QR factorization, and an SVD on a matrix of small dimensions. The full RSVD algorithm is given in Algorithm 2.

Observe that once  $\mathbf{Q}$  is found, we have that  $\mathbf{A} \approx \mathbf{QQ}^* \mathbf{A}$ . Therefore

$$\mathbf{A} \approx \mathbf{QQ}^* \mathbf{A} = (\mathbf{Q}\hat{\mathbf{U}})\mathbf{D}\mathbf{V}^* = \mathbf{UDV}^*.$$

---

**Algorithm 2**  $[\mathbf{U}, \mathbf{D}, \mathbf{V}] = \text{RSVD}(\mathbf{A}, k, p)$ 


---

- 1:  $\mathbf{Q} = \text{RANGE\_FINDER}(\mathbf{A}, k, p)$
  - 2:  $\mathbf{B} = \mathbf{Q}^* \mathbf{A}$
  - 3:  $[\hat{\mathbf{U}}, \mathbf{D}, \mathbf{V}] = \text{SVD}(\mathbf{B})$
  - 4:  $\mathbf{U} = \mathbf{Q} \hat{\mathbf{U}}$
- 

Also note that though the SVD step of  $\mathbf{B}$  may look expensive, it can be done quite inexpensively. We may first perform an unpivoted QR factorization ( $\mathcal{O}(nk^2)$ ) followed by an SVD for a  $k \times k$  matrix ( $\mathcal{O}(k^3)$ ) and a matrix multiplication to update the right singular vectors ( $\mathcal{O}(nk^2)$ ).

### 3. THE POWERURV ALGORITHM.

The POWERURV algorithm is a slight variation of a randomized algorithm proposed by Demmel *et al.* [15] for computing a rank-revealing URV factorization of a given matrix. The modification we propose makes the method far more accurate in revealing the numerical rank, at only a marginal increase in computational time in a GPU environment. POWERURV is remarkably simple to implement. In Section 3.1, we review previously published work from Demmel *et al.* which forms the conceptual foundation of POWERURV. Section 3.2 lays out the basic version of the POWERURV algorithm, and Section 3.3 discusses an adjustment to the algorithm in Section 3.2 necessary for maintaining the rank-revealing properties of the factorization. Section 3.4 discusses the relation between POWERURV and RSVD.

#### 3.1. A randomized algorithm for computing a UTV factorization proposed by Demmel, Dumitriu, and Holtz.

In [15], Demmel *et al.* give a randomized algorithm RURV (randomized URV) for computing a rank revealing factorization of a matrix  $\mathbf{A} \in \mathbb{R}^{m \times n}$ . The algorithm can be written quite simply as follows:

1. Generate a matrix  $\mathbf{B} \in \mathbb{R}^{n \times n}$  whose entries are independent, identically distributed standard Gaussian variables, *i.e.*  $b_{ij} \sim \mathcal{N}(0, 1)$ .
2. Compute the unpivoted QR factorization of  $\mathbf{B}$  to obtain  $\mathbf{V}, \mathbf{R}_B$  such that  $\mathbf{B} = \mathbf{V} \mathbf{R}_B$ .
3. Compute  $\hat{\mathbf{A}} = \mathbf{A} \mathbf{V}$ .
4. Perform an unpivoted QR factorization on  $\hat{\mathbf{A}}$  to obtain  $\mathbf{U}, \mathbf{R}$  such that  $\hat{\mathbf{A}} = \mathbf{U} \mathbf{R}$ .

Note that after step (4), we have

$$\mathbf{A} \mathbf{V} = \mathbf{U} \mathbf{R} \quad \Rightarrow \quad \mathbf{A} = \mathbf{U} \mathbf{R} \mathbf{V}^*,$$

a URV decomposition of  $\mathbf{A}$ . With high probability, this factorization satisfies the rank-revealing properties

- (a)  $\sigma_{\min}(\mathbf{R}(1:r, 1:r)) \approx \sigma_r(\mathbf{A})$ , and
- (b) if  $\sigma_{r+1}(\mathbf{A}) \ll \sigma_r(\mathbf{A})$  and  $\mathbf{R}(1:r, 1:r)$  is not too ill-conditioned, then  $\sigma_{\max}(\mathbf{R}(r+1:n, r+1:n)) \approx \sigma_{r+1}(\mathbf{A})$ .

A key advantage of this algorithm is its simplicity. Since it relies only on unpivoted QR and matrix multiplication computations, it can easily be shown to be stable (see [15] for the proof). Furthermore, both of these operations are relatively well-suited for parallel computing environments like GPUs. Since they are extremely common building blocks for problems involving matrices, highly optimized implementations for both are readily available. Thus, a highly effective implementation of RURV may be quickly assembled by a non-expert.

Demmel *et al.* find a use for RURV as a fundamental component of a fast, stable solution to the eigenvalue problem. For this application, RURV is used iteratively, so not much is required of the accuracy of the rank-revealing aspect of the resulting factorization. For other problems types such as low rank approximation, though, the output of RURV is markedly suboptimal. This is because the matrix  $\mathbf{V}$ , used as a sort of “pre-conditioner,” does not incorporate any information from the row of space of the input  $\mathbf{A}$ . This observation leads to the key idea of the powerURV algorithm, discussed in Section 3.2.

**3.2. powerURV: A randomized algorithm enhanced by power iterations.** The powerURV algorithm is inspired by the RURV of Section 3.1 combined with the observation that the optimal matrix  $\mathbf{V}$  to use for rank revealing purposes is the matrix whose columns are the right singular vectors of the input matrix  $\mathbf{A}$ . If such a  $\mathbf{V}$  were used, then the columns of  $\hat{\mathbf{A}} = \mathbf{A}\mathbf{V}$  would be the left singular vectors of  $\mathbf{A}$  scaled by its singular values. Thus finding the right singular vectors of  $\mathbf{A}$  yields theoretically optimal low rank approximations. This subproblem is as difficult as computing the SVD of  $\mathbf{A}$ , though, so we settle for choosing  $\mathbf{V}$  as an efficiently computed approximation to the right singular vectors of  $\mathbf{A}$ .

A technique for efficiently computing a good approximation to the row space of  $\mathbf{A}$  is used in the previously discussed randomized SVD (see Section 2.6). Computation of  $\mathbf{V}$  consists of three steps:

1. Generate a matrix  $\mathbf{G} \in \mathbb{R}^{n \times n}$  whose entries are independent, identically distributed standard Gaussian variables, *i.e.*  $g_{ij} \sim \mathcal{N}(0, 1)$ .
2. Sample the row space of  $\mathbf{A}$  by calculating  $\mathbf{Y} = (\mathbf{A}^* \mathbf{A})^q \mathbf{G}$ , where  $q$  is some small non-negative integer.
3. Compute an orthonormal basis for the column space of  $\mathbf{Y} \in \mathbb{R}^{n \times n}$  with an unpivoted QR decomposition, obtaining an orthogonal matrix  $\mathbf{V}$  and upper triangular matrix  $\mathbf{S}$  such that  $\mathbf{Y} = \mathbf{V}\mathbf{S}$ .

The matrix  $\mathbf{Y}$  can be thought of as a random projection onto the row space of  $\mathbf{A}$ . Specifically, the columns of  $\mathbf{Y}$  are random linear combinations of the columns of  $(\mathbf{A}^* \mathbf{A})^q$ . To examine the effect of  $q$  on the accuracy of the approximation provided by  $\mathbf{V}$ , let the SVD of  $\mathbf{A}$  be given by  $\mathbf{A} = \mathbf{Q}\mathbf{D}\mathbf{X}^*$ . Then we have

$$(\mathbf{A}^* \mathbf{A})^q = \mathbf{X}\mathbf{D}^{2q}\mathbf{X}^*.$$

Therefore, the larger the value of  $q$ , the faster the singular values of the sampled matrix decay. Choosing  $q$  to be large makes  $\mathbf{V}$  better aligned with the right singular vectors at the cost of increasing the number of matrix multiplications required. In practice, choosing  $q = 0, 1$ , or  $2$  produces high quality approximations while maintaining good computational efficiency.

The complete instruction set for powerURV is given in Algorithm 3.

---

**Algorithm 3**  $[\mathbf{U}, \mathbf{R}, \mathbf{V}] = \text{POWERURV}(\mathbf{A})$

---

- 1:  $\mathbf{G} = \text{GENERATE\_NORM\_RAND\_IID}(n, n)$
  - 2:  $\mathbf{Y} = (\mathbf{A}^* \mathbf{A})^q \mathbf{G}$
  - 3:  $[\mathbf{V}, \mathbf{S}] = \text{HQR}(\mathbf{Y})$
  - 4:  $\hat{\mathbf{A}} = \mathbf{A}\mathbf{V}$
  - 5:  $[\mathbf{U}, \mathbf{R}] = \text{HQR}(\hat{\mathbf{A}})$
- 

**3.3. Maintaining orthonormality numerically.** Unfortunately, Algorithm 3 is vulnerable to accumulation of roundoff errors. In particular, the columns of  $\mathbf{Y}$  will lose the information provided by singular vectors with corresponding singular value smaller than  $\epsilon_{\text{machine}}^{1/2q}$ . This problem can be remedied by orthonormalizing the columns of the sampling matrix in between each application of  $\mathbf{A}$  and  $\mathbf{A}^*$ . The result, Algorithm 4, yields precisely the same result as Algorithm 3 when executed in exact arithmetic. Algorithm 4 is more computationally expensive, requiring  $2q + 1$  more unpivoted QR factorizations. In the absence of prior knowledge of the spectrum of  $\mathbf{A}$ , however, the orthonormalization is required to reliably obtain a high quality rank revealing factorization.

**3.4. Relationship with RSVD.** The POWERURV algorithm is closely connected with the standard randomized singular value decomposition algorithm (RSVD). To describe the connection, let us briefly review the steps in the RSVD. Let  $\mathbf{A} \in \mathbb{R}^{m \times n}$  with  $m \geq n$ . Given an integer  $\ell < n$ , the RSVD builds an approximation to a truncated SVD via the following steps: a random matrix (typically Gaussian)  $\mathbf{G}_{\text{rsvd}} \in \mathbb{R}^{n \times \ell}$  is drawn and the product

$$(2) \quad \mathbf{Y}_{\text{rsvd}} = (\mathbf{A}\mathbf{A}^*)^q \mathbf{A}\mathbf{G}_{\text{rsvd}} \in \mathbb{R}^{m \times \ell},$$

is evaluated. The columns  $\mathbf{Y}_{\text{rsvd}}$  are orthogonalized via an unpivoted QR factorization

$$(3) \quad \mathbf{Y}_{\text{rsvd}} = \mathbf{Q}_{\text{rsvd}}\mathbf{R}_{\text{rsvd}}.$$

---

**Algorithm 4**  $[\mathbf{U}, \mathbf{R}, \mathbf{V}] = \text{POWERURV\_STABLE}(\mathbf{A})$ 


---

```

1:  $\mathbf{V} = \text{GENERATE\_NORM\_RAND\_IID}(n, n)$ 
2:
3:
4: for  $i = 1: q$  do
5:    $\mathbf{Y} = \mathbf{A}\mathbf{V}$ 
6:    $[\mathbf{V}, \mathbf{S}] = \text{HQR}(\mathbf{Y})$ 
7:    $\mathbf{Y} = \mathbf{A}^*\mathbf{V}$ 
8:    $[\mathbf{V}, \mathbf{S}] = \text{HQR}(\mathbf{Y})$ 
9: end for
10:  $\hat{\mathbf{A}} = \mathbf{A}\mathbf{V}$ 
11:  $[\mathbf{U}, \mathbf{R}] = \text{HQR}(\hat{\mathbf{A}})$ 

```

---

In other words, the columns of the  $m \times \ell$  matrix  $\mathbf{Q}_{\text{rsvd}}$  form an orthogonal basis for the range of  $\mathbf{Y}_{\text{rsvd}}$ . Next, a deterministic SVD of  $\mathbf{Q}_{\text{rsvd}}^* \mathbf{A}$  is computed to obtain

$$(4) \quad \mathbf{Q}_{\text{rsvd}}^* \mathbf{A} = \mathbf{W}_{\text{rsvd}} \mathbf{\Sigma}_{\text{rsvd}} (\mathbf{V}_{\text{rsvd}})^*,$$

where  $\mathbf{W}_{\text{rsvd}} \in \mathbb{R}^{\ell \times \ell}$  is orthogonal,  $\mathbf{V}_{\text{rsvd}} \in \mathbb{R}^{n \times \ell}$  is orthonormal, and  $\mathbf{\Sigma}_{\text{rsvd}} \in \mathbb{R}^{\ell \times \ell}$  is diagonal with non-negative entries. The final step is to define the  $m \times \ell$  matrix

$$(5) \quad \mathbf{U}_{\text{rsvd}} = \mathbf{Q}_{\text{rsvd}} \mathbf{W}_{\text{rsvd}}.$$

The end result is an approximate singular value decomposition

$$\mathbf{A} \approx \mathbf{U}_{\text{rsvd}} \mathbf{\Sigma}_{\text{rsvd}} \mathbf{V}_{\text{rsvd}}^*.$$

To compare this process with POWERURV, we may summarize POWERURV with two steps. First, the QR factorization of  $(\mathbf{A}^* \mathbf{A})^q \mathbf{G}$ :

$$(6) \quad (\mathbf{A}^* \mathbf{A})^q \mathbf{G} = \mathbf{V} \mathbf{S}.$$

Second, the QR factorization of  $\mathbf{A} \mathbf{V}$ :

$$(7) \quad \mathbf{A} \mathbf{V} = \mathbf{U} \mathbf{R}.$$

The key claim in this section is that the first  $\ell$  columns of the matrix  $\mathbf{U}$  resulting from powerURV have exactly the same approximation accuracy as the columns of the matrix  $\mathbf{U}_{\text{rsvd}}$  resulting from the RSVD, provided that the same random matrix is used. To be precise, we have:

**Theorem:** Let  $\mathbf{A}$  be an  $m \times n$  matrix, let  $\ell$  be a positive integer such that  $\ell < \min(m, n)$ , let  $q$  be a positive integer, and let  $\mathbf{G}$  be a matrix of size  $n \times n$ . Let  $\mathbf{A} = \mathbf{U} \mathbf{R} \mathbf{V}^*$  be the factorization resulting from the powerURV algorithm, as defined by (6) and (7), using  $\mathbf{G}$  as the starting point. Let  $\mathbf{A} \approx \mathbf{U}_{\text{rsvd}} \mathbf{\Sigma}_{\text{rsvd}} \mathbf{V}_{\text{rsvd}}^*$  be the approximate factorization resulting from RSVD, as defined by (2)–(5), starting with  $\mathbf{G}_{\text{rsvd}} = \mathbf{G}(:, 1 : \ell)$ . Suppose that the rank of  $(\mathbf{A} \mathbf{A}^*)^q \mathbf{A} \mathbf{G}_{\text{rsvd}}$  is no lower than the rank of  $\mathbf{A}$  (this holds with probability 1 when  $\mathbf{G}_{\text{rsvd}}$  is Gaussian). Then

$$\mathbf{U}(:, 1 : \ell) \mathbf{U}(:, 1 : \ell)^* \mathbf{A} = \mathbf{U}_{\text{rsvd}} \mathbf{U}_{\text{rsvd}}^* \mathbf{A}.$$

*Proof.* We can without loss of accuracy assume that the matrix  $\mathbf{A}$  has rank at least  $\ell$ . Otherwise, the proof we give will apply for a modified  $\ell' = \text{rank}(\mathbf{A})$ , and it is easy to see that adding additional columns to the basis matrices will make no difference since in this case  $\mathbf{U}(:, 1 : \ell) \mathbf{U}(:, 1 : \ell)^* \mathbf{A} = \mathbf{U}_{\text{rsvd}} \mathbf{U}_{\text{rsvd}}^* \mathbf{A} = \mathbf{A}$ .

We will prove that  $\text{Range}(\mathbf{U}(:, \ell)) = \text{Range}(\mathbf{U}_{\text{rsvd}})$ , which immediately implies that the projectors  $\mathbf{U}(:, 1 : \ell) \mathbf{U}(:, 1 : \ell)^*$  and  $\mathbf{U}_{\text{rsvd}} \mathbf{U}_{\text{rsvd}}^*$  are identical. Let us first observe that restricting (6) to the first  $\ell$  columns, we obtain

$$(8) \quad (\mathbf{A}^* \mathbf{A})^q \mathbf{G}_{\text{rsvd}} = \mathbf{V}(:, 1 : \ell) \mathbf{S}(1 : \ell, 1 : \ell).$$



We can then connect  $\mathbf{Y}_{\text{rsvd}}$  and  $\mathbf{U}(:, 1 : \ell)$  via a simple computation

$$\begin{aligned}
 \mathbf{Y}_{\text{rsvd}} &\stackrel{(2)}{=} (\mathbf{A}\mathbf{A}^*)^q \mathbf{A} \mathbf{G}_{\text{rsvd}} \\
 &= \mathbf{A}(\mathbf{A}^* \mathbf{A})^q \mathbf{G}_{\text{rsvd}} \\
 &\stackrel{(8)}{=} \mathbf{A} \mathbf{V}(:, 1 : \ell) \mathbf{S}(1 : \ell, 1 : \ell) \\
 &\stackrel{(7)}{=} \mathbf{U}(:, 1 : \ell) \mathbf{R}(1 : \ell, 1 : \ell) \mathbf{S}(1 : \ell, 1 : \ell).
 \end{aligned}
 \tag{9}$$

Next we link  $\mathbf{U}_{\text{rsvd}}$  and  $\mathbf{Y}_{\text{rsvd}}$  via

$$\mathbf{U}_{\text{rsvd}} \stackrel{(5)}{=} \mathbf{Q}_{\text{rsvd}} \mathbf{W}_{\text{rsvd}} \stackrel{(3)}{=} \mathbf{Y}_{\text{rsvd}} \mathbf{R}_{\text{rsvd}}^{-1} \mathbf{W}_{\text{rsvd}}.
 \tag{10}$$

Combining (9) and (10), we find that

$$\mathbf{U}_{\text{rsvd}} = \mathbf{U}(:, 1 : \ell) \mathbf{R}(1 : \ell, 1 : \ell) \mathbf{S}(1 : \ell, 1 : \ell) \mathbf{R}_{\text{rsvd}}^{-1} \mathbf{W}_{\text{rsvd}}.
 \tag{11}$$

The rank assumption implies that the  $\ell \times \ell$  matrix  $\mathbf{R}(1 : \ell, 1 : \ell) \mathbf{S}(1 : \ell, 1 : \ell) \mathbf{R}_{\text{rsvd}}^{-1} \mathbf{W}_{\text{rsvd}}$  is non-singular, which establishes that the matrices  $\mathbf{U}_{\text{rsvd}}$  and  $\mathbf{U}(:, 1 : \ell)$  have the same range.  $\square$

The equivalency established in the Theorem between RSVD and POWERURV allows for much of the theory for analyzing the RSVD in [25, 37] to directly apply to the powerURV algorithm.

It is important to note that while there is a close connection between RSVD and POWERURV, the RSVD is able to attain substantially higher overall accuracy than powerURV since it takes advantage of one additional application of  $\mathbf{A}$ . (To wit, RSVD requires  $2q + 2$  applications of either  $\mathbf{A}$  or  $\mathbf{A}^*$ , while POWERURV requires only  $2q + 1$ .) This additional application makes the first  $k$  columns of  $\mathbf{U}_{\text{rsvd}}$  a much better basis than the first  $k$  columns of  $\mathbf{U}$ , as long as  $k$  does not get close to  $\ell$ . (One might say that the matrix  $\mathbf{W}_{\text{rsvd}}$  rearranges the columns inside  $\mathbf{Q}_{\text{rsvd}}$  to make the leading columns much better aligned with the corresponding singular vectors.) An additional way that the RSVD benefits from the additional application of  $\mathbf{A}$  is that the columns of  $\mathbf{V}_{\text{rsvd}}$  end up being a far more accurate basis for the row space of  $\mathbf{A}$  than the columns of the matrix  $\mathbf{V}$  resulting from the powerURV. This was of course expected since for  $q = 0$ , the matrix  $\mathbf{V}$  incorporates no information from  $\mathbf{A}$  at all.

#### 4. THE RANDUTV ALGORITHM.

RANDUTV is a blocked algorithm for computing a rank revealing UTV decomposition of a matrix. It is tailored to run particularly efficiently on the GPU due to the fact that the bulk of its flops are cast in terms of matrix-matrix multiplication. Throughout this section,  $\mathbf{A} \in \mathbb{R}^{m \times n}$  is the input matrix. Without loss of generality, we assume  $m \geq n$  (if  $m < n$ , we may operate on  $\mathbf{A}^*$  instead). The block size  $b$  is a user-defined parameter which in practice is usually a number such as 128 or 256. For simplicity, we assume in this section that  $b$  divides  $n$  evenly.

In Section 4.1, we present the RANDUTV algorithm of [31]. Then, Sections 4.2 and 4.3 present methods of modifying RANDUTV to enhance the rank-revealing properties of the resulting factorization. Finally, in Section 4.4 we combine these methods with a bootstrapping technique to reduce the cost of adding them to the algorithm, resulting in the revised algorithm RANDUTV\_BOOSTED.

**4.1. The RANDUTV algorithm for computing a UTV decomposition.** Given an input matrix  $\mathbf{A} \in \mathbb{R}^{m \times n}$ , randUTV calculates a UTV factorization of  $\mathbf{A}$  that is rank revealing with high probability. The algorithm performs the bulk of its work in a loop that executes  $n/b$  iterations. In the  $i$ -th iteration, a matrix  $\mathbf{T}^{(i)}$  is formed by the computation

$$\mathbf{T}^{(i)} := \left( \mathbf{U}^{(i)} \right)^* \mathbf{T}^{(i-1)} \mathbf{V}^{(i)},
 \tag{12}$$

where  $\mathbf{U}^{(i)}$  and  $\mathbf{V}^{(i)}$  are orthogonal matrices chosen to effect the desired sparsity and rank revealing properties of the final factorization. Similarly to other blocked factorization algorithms, the  $i$ -th step is meant to “process” a set of  $b$  columns of  $\mathbf{T}^{(i-1)}$ , so that after step  $i$ ,  $\mathbf{T}^{(i)}$  satisfies the following sparsity requirements:

- $\mathbf{T}^{(i)}(:, 1 : ib)$  is upper triangular, and

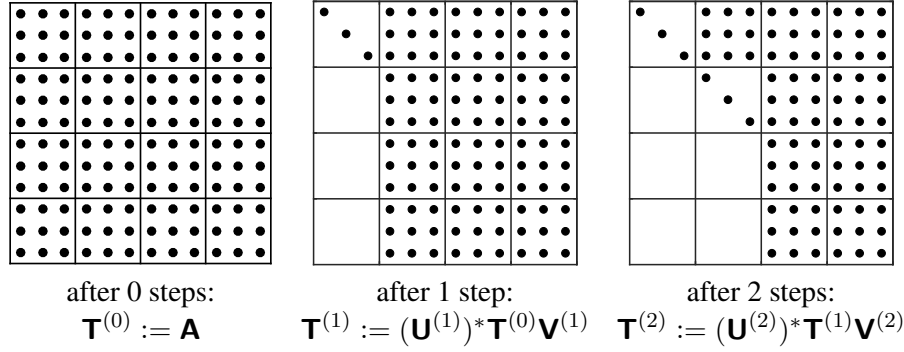


FIGURE 1. An illustration of the sparsity pattern followed by the first three  $\mathbf{T}^{(i)}$  for RANDUTV if  $n = 12, b = 3$ . RANDUTV continues until the entirety of  $\mathbf{T}^{(i)}$  is upper triangular. This figure was adapted from [32].

- the  $b \times b$  blocks on the main diagonal of  $\mathbf{T}^{(i)}(:, 1 : ib)$  are themselves diagonal.

After the  $n/b$ -th iteration,  $\mathbf{T} := \mathbf{T}^{(n/b)}$  is upper triangular, and the factorization is complete. The sparsity pattern followed by the  $\mathbf{T}^{(i)}$  matrices is demonstrated in Figure 1. When the  $\mathbf{U}$  and  $\mathbf{V}$  matrices are desired, they can be built with the computations

$$\begin{aligned} \mathbf{U} &:= \mathbf{U}^{(1)} \mathbf{U}^{(2)} \dots \mathbf{U}^{(n/b)}, \\ \mathbf{V} &:= \mathbf{V}^{(1)} \mathbf{V}^{(2)} \dots \mathbf{V}^{(n/b)}. \end{aligned}$$

In practice, the  $\mathbf{T}^{(i)}$ ,  $\mathbf{U}^{(i)}$  and  $\mathbf{V}^{(i)}$  are not stored separately to save memory. Instead, the space for  $\mathbf{T}$ ,  $\mathbf{U}$ , and  $\mathbf{V}$  is allocated at the beginning of randUTV, and at iteration  $i$  each is updated with

$$\begin{aligned} \mathbf{T} &\leftarrow (\mathbf{U}^{(i)})^* \mathbf{T} \mathbf{V}^{(i)}, \\ \mathbf{V} &\leftarrow \mathbf{V} \mathbf{V}^{(i)}, \\ \mathbf{U} &\leftarrow \mathbf{U} \mathbf{U}^{(i)}, \end{aligned}$$

where  $\mathbf{U}^{(i)}$  and  $\mathbf{V}^{(i)}$  may be discarded or overwritten after the iteration completes.

4.1.1. *Optimal choices for  $\mathbf{U}^{(i)}$  and  $\mathbf{V}^{(i)}$ .* To motivate the process of building  $\mathbf{U}^{(i)}$  and  $\mathbf{V}^{(i)}$ , consider the first step of randUTV. We begin by initializing  $\mathbf{T} := \mathbf{A}$  and creating a helpful partition

$$\mathbf{T} = \begin{bmatrix} \mathbf{T}_{11} & \mathbf{T}_{12} \\ \mathbf{T}_{21} & \mathbf{T}_{22} \end{bmatrix},$$

where  $\mathbf{T}_{11}$  is  $b \times b$ . The goal is to construct  $\mathbf{V}^{(1)}$  and  $\mathbf{U}^{(1)}$  such that, after the update  $\mathbf{T} \leftarrow (\mathbf{U}^{(1)})^* \mathbf{T} \mathbf{V}^{(1)}$ ,

- (1)  $\mathbf{T}_{11}$  is upper triangular,
- (2)  $\mathbf{T}_{21} = \mathbf{0}$ ,
- (3)  $\sigma_{\min}(\mathbf{T}_{11}) \approx \sigma_b(\mathbf{A})$ ,
- (4)  $\sigma_{\max}(\mathbf{T}_{22}) \approx \sigma_{b+1}(\mathbf{A})$ ,
- (5)  $\mathbf{T}_{11}(k, k) \approx \sigma_k(\mathbf{A})$ ,  $k = 1, 2, \dots, b$ .

Items (1) and (2) in the list are basic requirements for any UTV factorization, and the rest of the items relate to the decomposition's rank revealing properties.

The key observation is that if  $\mathbf{V}^{(1)}$  and  $\mathbf{U}^{(1)}$  were orthogonal matrices whose leading  $b$  columns spanned the same subspace as the leading  $b$  right and left singular vectors, respectively, of  $\mathbf{A}$ , items (2)-(4) in the previous list would be satisfied perfectly. Items (1) and (5) could then be satisfied with an inexpensive post-processing step: compute

the SVD of  $\mathbf{T}_{11}$  and update  $\mathbf{V}^{(1)}$  and  $\mathbf{U}^{(1)}$  accordingly.<sup>8</sup> However, determining the singular vector subspaces is as difficult as computing a partial SVD of  $\mathbf{A}$ . We therefore content ourselves with the goal of building  $\mathbf{V}^{(1)}$  and  $\mathbf{U}^{(1)}$  such that the leading  $b$  columns are *approximations* of the subspace spanned by the leading  $b$  right and left singular subspaces, respectively, of  $\mathbf{A}$ .

**4.1.2. Building  $\mathbf{V}^{(i)}$  and  $\mathbf{U}^{(i)}$ .** To maintain simplicity in matrix dimensions, we will continue the thought of considering only the transformations in the first step,  $\mathbf{U}^{(1)}$  and  $\mathbf{V}^{(1)}$ . Thanks to the observation of Section 4.1.1, our goal for building  $\mathbf{V}^{(1)}$  is to compute an orthogonal matrix such that the leading  $b$  columns of  $\mathbf{V}^{(1)}$  span approximately the same subspace as the leading  $b$  right singular vectors of  $\mathbf{A}$ . We can achieve this goal efficiently by borrowing a key technique of the randomized SVD discussed in Section 2.6. Specifically, we build  $\mathbf{V}^{(1)}$  as follows:

1. Generate a matrix  $\mathbf{G} \in \mathbb{R}^{m \times b}$  whose entries are independent, identically distributed standard Gaussian variables, i.e.  $g_{ij} \sim \mathcal{N}(0, 1)$ .
2. Sample the row space of  $\mathbf{A}$  by calculating  $\mathbf{Y} = (\mathbf{A}^* \mathbf{A})^q \mathbf{A}^* \mathbf{G}$ , where  $q$  is some small non-negative integer.
3. Compute an orthonormal basis for the column space of  $\mathbf{Y}$  with an unpivoted QR decomposition, obtaining an orthogonal matrix  $\mathbf{V}^{(1)}$  and an upper triangular matrix  $\mathbf{S}_V$  such that  $\mathbf{Y} = \mathbf{V}^{(1)} \mathbf{S}_V$ .

Once  $\mathbf{V}^{(1)}$  is built, the path to  $\mathbf{U}^{(1)}$  becomes clear after one observation. If the leading  $b$  columns of  $\mathbf{V}^{(1)}$  span exactly the same subspace as the leading  $b$  right singular vectors of  $\mathbf{A}$ , then the leading  $b$  columns of  $\mathbf{A} \mathbf{V}^{(1)}$  span exactly the same subspace as the leading  $b$  left singular vectors of  $\mathbf{A}$ . Therefore, after computing  $\mathbf{V}^{(1)}$ , we build  $\mathbf{U}^{(1)}$  as follows:

1. Perform the matrix multiplication  $\mathbf{B} = \mathbf{A} \mathbf{V}^{(1)}$ .
2. Compute an orthonormal basis for the column space of  $\mathbf{B}$  with an unpivoted QR decomposition to obtain  $\mathbf{U}^{(1)}$  and  $\mathbf{S}_U$  such that  $\mathbf{B} = \mathbf{U}^{(1)} \mathbf{S}_U$ .

**4.1.3. Putting it all together.** We are now ready to combine the ideas of Sections 4.1.1 and 4.1.2 to write the basic version of randUTV. This is Algorithm 5, adapted from [32]. Note that we have omitted some details important to allowing the algorithm to run efficiently, such as fast application of the transformation matrices  $\mathbf{U}^{(i)}$  and  $\mathbf{V}^{(i)}$  to the  $\mathbf{T}^{(i)}$  matrices. For a more in-depth discussion, see [32]. The result of randUTV is a decomposition  $\mathbf{A} = \mathbf{U} \mathbf{T} \mathbf{V}^*$  such that

- $\mathbf{T}$  is upper triangular, and the  $b \times b$  blocks on its main diagonal are themselves diagonal.
- $\mathbf{U}$  and  $\mathbf{V}$  are orthogonal.
- $\|\mathbf{A} - \mathbf{U}(:, 1 : k) \mathbf{T}(1 : k, 1 : k) \mathbf{V}(:, 1 : k)^*\| \approx \sigma_{k+1}(\mathbf{A}), k = 1, \dots, n$ . That is, the error in the low rank approximations provided by  $\mathbf{U}, \mathbf{T}, \mathbf{V}$  are close to optimal.
- $\mathbf{T}(i, i) \approx \sigma_i(\mathbf{A}), i = 1, \dots, n$ .

**4.2. Using oversampling in the RANDUTV algorithm.** In randUTV, the computation of matrix  $\mathbf{V}^{(i)}$  is modeled after the approximation of a matrix's column space in the randomized SVD discussed in Section 2.6. Just as the randomized SVD uses an oversampling parameter  $p$  to improve the probability that the column space approximation succeeds, we may add a similar parameter  $p$  to the construction of  $\mathbf{V}^{(i)}$  in Algorithm 5 to improve the rank revealing properties of the resulting factorization.

To do so, we first change the size of the random matrix  $\mathbf{G}$  from  $m \times b$  to  $m \times (b + p)$  (we once again consider only the building of  $\mathbf{V}^{(1)}$  to simplify matrix dimensions). This effectively increases the number of times we sample the column space of  $\mathbf{A}$  by  $p$ , providing a “correction” to the information in the first  $b$  samples.

Next, we must modify how we obtain the orthonormal vectors that form  $\mathbf{V}^{(1)}$ . Recall that *the first  $b$  columns* of  $\mathbf{V}^{(1)}$  must contain the approximation to the leading  $b$  right singular vectors of  $\mathbf{A}$ . If we merely orthonormalized the columns of  $\mathbf{Y}$  with HQR again, the first  $b$  columns of  $\mathbf{V}^{(1)}$  would only contain information from the first  $b$  columns of  $\mathbf{Y}$ . We must therefore choose a method for building  $\mathbf{V}^{(1)}$  such that its first  $b$  columns contain a good

<sup>8</sup>Recall that  $\mathbf{T}_{11}$  is  $b \times b$ , where  $b \ll n$ , so this SVD is relatively cheap. See Remark 2 for details.

**Algorithm 5**  $[U, T, V] = \text{RANDUTV\_BASIC}(A, b, q)$ 


---

```

1:  $T = A; U = I_m; V = I_n;$ 
2: for  $i = 1 : \min(\lceil m/b \rceil, \lceil n/b \rceil)$  do
3:    $I_1 = 1 : (b(i-1)); I_2 = (b(i-1)+1) : \min(bi, m); I_3 = (bi+1) : m;$ 
4:    $J_1 = 1 : (b(i-1)); J_2 = (b(i-1)+1) : \min(bi, n); J_3 = (bi+1) : n;$ 
5:   if ( $I_3$  and  $J_3$  are both nonempty) then
6:      $G = \text{GENERATE\_NORM\_RAND\_IID}(m - b(i-1), b)$ 
7:      $Y = T([I_2, I_3], [J_2, J_3]) * G$ 
8:     for  $j = 1 : q$  do
9:        $Y = T([I_2, I_3], [J_2, J_3]) * (T([I_2, I_3], [J_2, J_3])Y)$ 
10:    end for
11:     $[V^{(i)}, \sim] = \text{HQR}(Y)$ 
12:     $T(:, [J_2, J_3]) = T(:, [J_2, J_3])V^{(i)}$ 
13:     $V(:, [J_2, J_3]) = V(:, [J_2, J_3])V^{(i)}$ 
14:
15:     $[U^{(i)}, R] = \text{HQR}(T([I_2, I_3], J_2))$ 
16:     $U(:, [I_2, I_3]) = U(:, [I_2, I_3])U^{(i)}$ 
17:     $T([I_2, I_3], J_3) = (U^{(i)})^* T([I_2, I_3], J_3)$ 
18:     $T(I_3, J_2) = \text{ZEROS}(m - bi, b)$ 
19:
20:     $[U_{\text{small}}, D_{\text{small}}, V_{\text{small}}] = \text{SVD}(R(1:b, 1:b))$ 
21:     $T(I_2, J_2) = D_{\text{small}}$ 
22:     $T(I_2, J_3) = U_{\text{small}}^* T(I_2, J_3)$ 
23:     $U(:, I_2) = U(:, I_2)U_{\text{small}}$ 
24:     $T(I_1, J_2) = T(I_1, J_2)V_{\text{small}}$ 
25:     $V(:, J_2) = V(:, J_2)V_{\text{small}}$ 
26:  else
27:     $[U_{\text{small}}, D_{\text{small}}, V_{\text{small}}] = \text{SVD}(T([I_2, I_3], [J_2, J_3]))$ 
28:     $U(:, [I_2, I_3]) = U(:, [I_2, I_3])U_{\text{small}}$ 
29:     $V(:, [J_2, J_3]) = V(:, [J_2, J_3])V_{\text{small}}$ 
30:     $T([I_2, I_3], [J_2, J_3]) = D_{\text{small}}$ 
31:     $T([I_1, [J_2, J_3]]) = T(I_1, [J_2, J_3])V_{\text{small}}$ 
32:  end if
33: end for

```

---

approximation of the column space of  $Y$ . The following approaches use two of the most common rank revealing factorizations to solve this subproblem:

- a) Perform  $b$  steps of HQRCPC on  $Y$  to obtain the factorization  $Y = V^{(1)}S_V P^*$ , where  $S_V$  is upper triangular and  $P$  is a permutation matrix. The approximation provided by  $V^{(1)}(:, 1:b)$  to the column space of  $Y$  in this case will be suboptimal.
- b) Perform an SVD on  $Y$  to obtain the factorization  $Y = WDX^*$ . Then  $W(:, 1:b)$  contains the optimal rank- $b$  approximation of the column space of  $Y$ . However, this method requires one more step since  $V^{(1)}$  must be represented as a product of Householder vectors in order to compute  $AV^{(1)}$  in the following step of randUTV. After computing the SVD, therefore, we must perform HQR on  $W(:, 1:b)$ , resulting in  $W(:, 1:b) = V^{(1)}S_W$ . This method yields the optimal approximation of  $V^{(1)}(:, 1:b)$  to the subspace of  $Y$ .

The only additional computational expense for a) is that of adding HQRCPC, which is relatively inexpensive for thin matrices like  $Y$ . As discussed in the Remark 2 (below), method b) requires an HQR of size  $n \times (b+p)$ , an

SVD of size  $(b+p) \times (b+p)$ , and an HQR of size  $n \times b$ . While the SVD is small and therefore quite cheap, the first HQR is an extra expense which is nontrivial when aggregated across every iteration in randUTV.

We use method b) because it provides better approximations. The associated extra cost is addressed and mitigated in Section 4.4.

**Remark 2.** The SVD of method b) above may look expensive at first glance. However, recall that  $\mathbf{Y}$  is of size  $n \times (b+p)$ , where  $n \gg b+p$ . For tall, thin matrices like this, the economic SVD may be inexpensively computed as follows:

1. Obtain an economic QR of  $\mathbf{Y}$ , yielding  $\mathbf{Y} = \mathbf{QR}$ ;  $\mathbf{Q} \in \mathbb{R}^{n \times (b+p)}$ ,  $\mathbf{R} \in \mathbb{R}^{(b+p) \times (b+p)}$ .
2. Compute SVD of  $\mathbf{R}$  to obtain  $\mathbf{R} = \hat{\mathbf{U}}\mathbf{D}\mathbf{V}^*$ ;  $\hat{\mathbf{U}}, \mathbf{D}, \mathbf{V} \in \mathbb{R}^{(b+p) \times (b+p)}$ .
3. Compute  $\mathbf{U} = \mathbf{Q}\hat{\mathbf{U}}$ .

After these steps, the result is

$$\mathbf{Y} = \mathbf{QR} = (\mathbf{Q}\hat{\mathbf{U}})\mathbf{D}\mathbf{V}^* = \mathbf{UDV}^*,$$

the economic SVD of  $\mathbf{Y}$ .

**4.3. Orthonormalization to enhance accuracy.** For subspace iteration techniques like the one used to build  $\mathbf{V}^{(i)}$ , the stability of the iteration is often a concern. As mentioned in Section 3.3, the information from any singular values less than  $\epsilon_{\text{mach}}^{1/(2q+1)}$  will be lost unless an orthonormalization procedure is used during intermediate steps of the computation  $\mathbf{Y} = (\mathbf{A}^*\mathbf{A})^q \mathbf{A}^*\mathbf{G}$ . For randUTV, only  $b$  singular vectors are in view in each iteration, so orthonormalization is not required as often as it is for powerURV.

However, if oversampling is used (*i.e.*  $p > 0$ ), performing one orthonormalization before the final application of  $\mathbf{A}^*$  markedly benefits the approximation of the column space of  $\mathbf{Y}$  to the desired singular vector subspace. Numerical experiments show that this improvement occurs even when the sampling matrix is not in danger of loss of information from roundoff error. Instead, we may intuitively consider that using orthonormal columns to sample  $\mathbf{A}^*$  ensures that the “extra”  $p$  columns of  $\mathbf{Y}$  contain information not already accounted for in the first  $b$  columns.

**4.4. Reducing the cost of oversampling and orthonormalization.** Adding oversampling to RANDUTV\_BASIC, as discussed in Sections 4.2 and 4.3, adds noticeable cost to the algorithm. First, it requires a costlier method of building  $\mathbf{V}^{(i)}$ . Second, it increases the dimension of the random matrix  $\mathbf{G}$ , increasing the cost of all the operations involving  $\mathbf{G}$  and, therefore,  $\mathbf{Y}$ . By reusing information from a previous iteration, however, we can essentially eliminate the cost of the second item.

To demonstrate, consider the state of randUTV for input matrix  $\mathbf{A} \in \mathbb{R}^{m \times n}$  with  $q = 2, p = b$  after one step of the main iteration. Let  $\mathbf{A}_q = (\mathbf{A}^*\mathbf{A})^q \mathbf{A}^*$  denote the sampling matrix for power iteration. At this point, we have computed and stored the following relevant matrices:

- $\mathbf{Y}^{(1)} \in \mathbb{R}^{n \times (b+p)}$ : The matrix containing random samples of the row space of  $\mathbf{A}$ , computed with  $\mathbf{Y}^{(1)} = \mathbf{A}_q \mathbf{G}^{(1)}$ , where  $\mathbf{G}^{(1)}$  is a random matrix.
- $\mathbf{W}^{(1)} \in \mathbb{R}^{n \times (b+p)}$ : The matrix whose columns are the left singular vectors of  $\mathbf{Y}^{(1)}$ .
- $\mathbf{V}^{(1)} \in \mathbb{R}^{n \times n}$ : The right transformation in the main step of randUTV, computed with  $[\mathbf{V}^{(1)}, \sim] = \text{HQR}(\mathbf{W}^{(1)}(:, 1:b))$ .
- $\mathbf{U}^{(1)} \in \mathbb{R}^{m \times m}$ : The left transformation in the main step of randUTV, computed with  $[\mathbf{U}^{(1)}, \sim] = \text{HQR}(\mathbf{A}\mathbf{V}^{(1)})$ .
- $\mathbf{T} \in \mathbb{R}^{m \times n}$ : The matrix being driven to upper triangular form. At this stage in the algorithm,  $\mathbf{T} = (\mathbf{U}^{(1)})^* \mathbf{A}\mathbf{V}^{(1)}$ .

Finally, consider the partitions

$$\begin{aligned}\mathbf{W}^{(1)} &= \begin{bmatrix} \mathbf{W}_1^{(1)} & \mathbf{W}_2^{(1)} \end{bmatrix}, \\ \mathbf{V}^{(1)} &= \begin{bmatrix} \mathbf{V}_1^{(1)} & \mathbf{V}_2^{(1)} \end{bmatrix}, \\ \mathbf{U}^{(1)} &= \begin{bmatrix} \mathbf{U}_1^{(1)} & \mathbf{U}_2^{(1)} \end{bmatrix}, \\ \mathbf{T} &= \begin{bmatrix} \mathbf{T}_{11} & \mathbf{T}_{12} \\ \mathbf{T}_{21} & \mathbf{T}_{22} \end{bmatrix},\end{aligned}$$

where  $\mathbf{W}_1^{(1)}$  is  $n \times b$ ,  $\mathbf{V}_1^{(1)}$  and  $\mathbf{U}_1^{(1)}$  are  $n \times b$ , and  $\mathbf{T}_{11}$  is  $b \times b$ .

In the second iteration of randUTV, the first step is to approximate the subspace spanned by the column space of  $\mathbf{T}_{22}^*$  with RANGE\_FINDER (Algorithm 1 with  $p = 0$ , and orthonormalization is usually not required). Since  $\mathbf{T} = \left(\mathbf{U}^{(1)}\right)^* \mathbf{A} \mathbf{V}^{(1)}$ , we have

$$\mathbf{T}_{22}^* = \left(\mathbf{V}_2^{(1)}\right)^* \mathbf{A}^* \mathbf{U}_2^{(1)}.$$

Therefore, the subspace we must approximate is the column space of  $\mathbf{A}^*$  after being mapped into the span of the columns of  $\left(\mathbf{V}_2^{(1)}\right)^*$  by matrix multiplication. Next, we make the observation that, just as  $\mathbf{W}_1^{(1)}$  approximates the subspace spanned by the leading  $b$  right singular vectors of  $\mathbf{A}$ , the columns of  $\mathbf{W}_2^{(1)}$  approximate the subspace spanned by the leading  $b$  through  $p$ -th right singular vectors of  $\mathbf{A}$ . Thus,  $\left(\mathbf{V}_2^{(1)}\right)^* \mathbf{W}_2^{(1)}$  is an approximation of the column space of  $\mathbf{A}^*$  after being mapped into the span of the columns of  $\left(\mathbf{V}_2^{(1)}\right)^*$ . This multiplication involving two small matrix dimensions is much cheaper than carrying out the full power iteration process.

Putting it all together, on every iteration of randUTV after the first, we build the sampling matrix  $\mathbf{Y}^{(i)}$  in two stages. First, we build  $\mathbf{Y}^{(i)}(:, 1 : b)$  with the standard RANGE\_FINDER described in Section 1 (with  $p = 0$ , and orthonormalization, again, is usually not required). Second, we build  $\mathbf{Y}^{(i)}(:, (b+1) : (b+p))$  by reusing the samples from the last iteration with  $\mathbf{Y}^{(i)}(:, (b+1) : (b+p)) = \left(\mathbf{V}^{(i-1)}(:, (b+1) : (n - b(i-1)))\right)^* \mathbf{W}^{(i-1)}(:, (b+1) : (b+p))$ . The complete algorithm, adjusted to improve upon the low rank estimation properties RANDUTV\_BASIC, is given in Algorithm 6.

## 5. NUMERICAL RESULTS

Experiments in this article were performed on an NVIDIA Tesla V100 graphics card with 32 GB of memory. The code makes extensive use of the MAGMA (Version 2.5.4) library. It was compiled with the NVIDIA compiler NVCC (Version 11.3.58) on the Linux OS (5.4.0-72-generic.x86\_64).

**5.1. Computational speed.** In this section, we investigate the speed of POWERURV and RANDUTV on the GPU and compare them to highly optimized implementations of competing rank-revealing factorizations for the GPU. In Figures 3 and 2, every factorization is completed on a random matrix  $\mathbf{A} \in \mathbb{R}^{n \times n}$  with entries drawn independently from the standard normal distribution. We compare the times (in seconds) of the following algorithms/codes (the input and output matrices exist on the CPU):

- SVD: the MAGMA routine MAGMA\_DGESDD, where all orthogonal matrices are calculated.
- HQRCP: the MAGMA routine MAGMA\_DGEQP3, where the orthogonal matrix  $\mathbf{Q}$  is calculated.
- POWERURV: Algorithm 4 for varying parameter choices, described in the figure captions.
- RANDUTV Algorithm 5 and 6 for varying parameter choices, described in the figure captions.

In each plot, we divide the given time by  $n^3$  to make the asymptotic relationships between each experiment more clear ( $n = 3\,000, 4\,000, 5\,000, 6\,000, 8\,000, 10\,000, 12\,000, 15\,000, 20\,000, 30\,000$ ). The MAGMA routine MAGMA\_DGESDD for computing the SVD run out of memory when  $n = 30\,000$ .

---

**Algorithm 6**  $[U, T, V] = \text{RANDUTV\_BOOSTED}(\mathbf{A}, b, q, p)$ 


---

```

1:  $\mathbf{T} = \mathbf{A}; \mathbf{U} = \mathbf{I}_m; \mathbf{V} = \mathbf{I}_n;$ 
2: for  $i = 1 : \min(\lceil m/b \rceil, \lceil n/b \rceil)$  do
3:    $I_1 = 1 : (b(i-1)); I_2 = (b(i-1) + 1) : \min(bi, m); I_3 = (bi + 1) : m;$ 
4:    $J_1 = 1 : (b(i-1)); J_2 = (b(i-1) + 1) : \min(bi, n); J_3 = (bi + 1) : n;$ 
5:   if ( $I_3$  and  $J_3$  are both nonempty) then
6:     if ( $i == 1$ ) then
7:        $\mathbf{G} = \text{GENERATE\_NORM\_RAND\_IID}(m - b(i-1), b + p)$ 
8:     else
9:        $\mathbf{G} = \text{GENERATE\_NORM\_RAND\_IID}(m - b(i-1), b)$ 
10:    end if
11:     $\mathbf{Y} = \mathbf{T}([I_2, I_3], [J_2, J_3]) * \mathbf{G}$ 
12:    for  $j = 1 : q$  do
13:      if  $j == q$  then
14:        if  $i == 1$  then
15:           $[\mathbf{Y}(:, 1 : (b + p)), \sim] = \text{HQR}(\mathbf{Y})$ 
16:        else
17:           $\mathbf{Y} = \mathbf{Y} - \mathbf{W}_{\text{next}} \mathbf{W}_{\text{next}}^* \mathbf{Y}$ 
18:           $[\mathbf{Y}(:, 1 : b), \sim] = \text{HQR}(\mathbf{Y})$ 
19:           $\mathbf{Y}(:, (b + 1) : (b + p)) = \mathbf{W}_{\text{next}}$ 
20:        end if
21:      end if
22:       $\mathbf{Y} = \mathbf{T}([I_2, I_3], [J_2, J_3]) * (\mathbf{T}([I_2, I_3], [J_2, J_3]) \mathbf{Y})$ 
23:    end for
24:     $[\mathbf{W}_Y, \sim, \sim] = \text{SVD}(\mathbf{Y})$ 
25:     $[\mathbf{V}^{(i)}, \sim] = \text{HQR}(\mathbf{W}_Y(:, 1 : b))$ 
26:     $\mathbf{T}(:, [J_2, J_3]) = \mathbf{T}(:, [J_2, J_3]) \mathbf{V}^{(i)}$ 
27:     $\mathbf{V}(:, [J_2, J_3]) = \mathbf{V}(:, [J_2, J_3]) \mathbf{V}^{(i)}$ 
28:     $\mathbf{W}_{\text{next}} = \left( \mathbf{V}^{(i)}(:, (b + 1) : (n - b(i - 1))) \right)^* \mathbf{W}_Y(:, (b + 1) : (b + p))$ 
29:
30:     $[\mathbf{U}^{(i)}, \mathbf{R}] = \text{HQR}(\mathbf{T}([I_2, I_3], J_2))$ 
31:     $\mathbf{U}(:, [I_2, I_3]) = \mathbf{U}(:, [I_2, I_3]) \mathbf{U}^{(i)}$ 
32:     $\mathbf{T}([I_2, I_3], J_3) = \left( \mathbf{U}^{(i)} \right)^* \mathbf{T}([I_2, I_3], J_3)$ 
33:     $\mathbf{T}(I_3, J_2) = \text{ZEROS}(m - bi, b)$ 
34:
35:     $[\mathbf{U}_{\text{small}}, \mathbf{D}_{\text{small}}, \mathbf{V}_{\text{small}}] = \text{SVD}(\mathbf{R}(1 : b, 1 : b))$ 
36:     $\mathbf{T}(I_2, J_2) = \mathbf{D}_{\text{small}}$ 
37:     $\mathbf{T}(I_2, J_3) = \mathbf{U}_{\text{small}}^* \mathbf{T}(I_2, J_3)$ 
38:     $\mathbf{U}(:, I_2) = \mathbf{U}(:, I_2) \mathbf{U}_{\text{small}}$ 
39:     $\mathbf{T}(I_1, J_2) = \mathbf{T}(I_1, J_2) \mathbf{V}_{\text{small}}$ 
40:     $\mathbf{V}(:, J_2) = \mathbf{V}(:, J_2) \mathbf{V}_{\text{small}}$ 
41:  else
42:     $[\mathbf{U}_{\text{small}}, \mathbf{D}_{\text{small}}, \mathbf{V}_{\text{small}}] = \text{SVD}(\mathbf{T}([I_2, I_3], [J_2, J_3]))$ 
43:     $\mathbf{U}(:, [I_2, I_3]) = \mathbf{U}(:, [I_2, I_3]) \mathbf{U}_{\text{small}}$ 
44:     $\mathbf{V}(:, [J_2, J_3]) = \mathbf{V}(:, [J_2, J_3]) \mathbf{V}_{\text{small}}$ 
45:     $\mathbf{T}([I_2, I_3], [J_2, J_3]) = \mathbf{D}_{\text{small}}$ 
46:     $\mathbf{T}([I_1, [J_2, J_3]]) = \mathbf{T}(I_1, [J_2, J_3]) \mathbf{V}_{\text{small}}$ 
47:  end if
48: end for

```

---

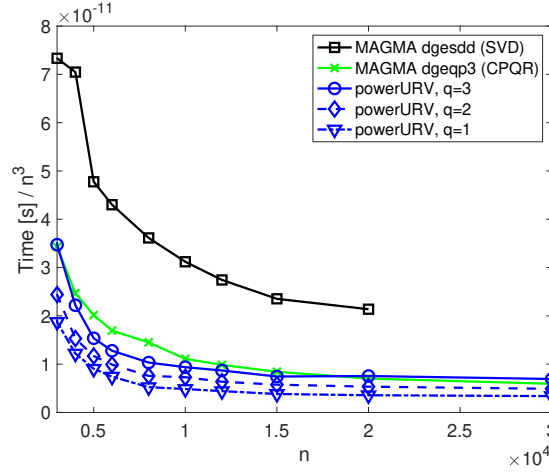


FIGURE 2. Computation times for the SVD, HQRCP and POWERURV on the GPU.

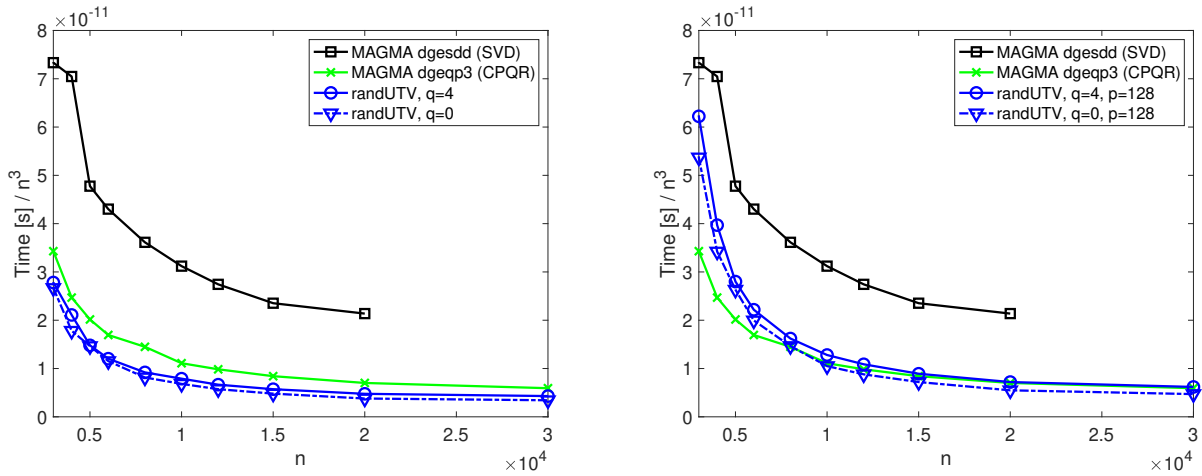


FIGURE 3. Computation times for RANDUTV plotted against the computation time for HQRCP and the SVD on the GPU. Left: The most basic, fastest RANDUTV\_BASIC algorithm ( $p = 0$ ). The block size was  $b = 128$ . Right: The accuracy-enhanced RANDUTV\_BOOSTED with  $b = 128, p = 128$ .

We observe in Figure 2 that POWERURV with  $q = 1, 2$  power iterations consistently outperforms HQRCP. POWERURV with  $q = 3$  power iterations delivers similar performance with HQRCP for large matrices, but arrives at the asymptotic region much faster. As expected, the SVD is much slower than the other two methods.

We observe in Figure 3 that RANDUTV\_BASIC handily outperforms the competition in terms of speed. The cost of increasing the parameter  $q$  is also quite small due to the high efficiency of matrix multiplication on the GPU. We see that it takes parameters of  $q = 4, p = 128$  of the highly rank-revealing RANDUTV\_BOOSTED before the execution time even matches HQRCP.

Raw timing results are given in Appendix A.

**5.2. Approximation error.** In this section, we compare the errors in the low rank approximations produced by POWERURV, RANDUTV and competing rank-revealing factorizations. Each rank-revealing factorization in this section produces a decomposition

$$\mathbf{A} = \mathbf{URV}^*,$$



where  $\mathbf{U}$  and  $\mathbf{V}$  are orthogonal and  $\mathbf{R}$  is upper triangular. Given this factorization, a natural rank- $k$  approximation to  $\mathbf{A}$  is

$$\mathbf{A}_k = \mathbf{U}(:, 1:k) \mathbf{R}(1:k, :) \mathbf{V}^*.$$

For each of the factorizations that we study, we evaluated the spectral norm errors

$$e_k = \|\mathbf{A} - \mathbf{A}_k\|$$

as a function of  $k$ . Specifically, the factorization techniques that we investigated were:

- (1) DGESDD: One of two common algorithms for computing an SVD.
- (2) DGEQP3: The HQRCP algorithm for computing a rank-revealing QR factorization.
- (3) POWERURV: The POWERURV algorithm developed in this article.
- (4) RANDUTV\_BASIC: The original RANDUTV algorithm introduced in [31], with no rank-revealing enhancement from oversampling or orthonormalization.
- (5) RANDUTV\_BOOSTED: The RANDUTV algorithm developed in this article, modified to benefit maximally from oversampling ( $p > 0$ ).

We also examine the relative error in the approximations produced by the factorizations

$$\frac{\|\mathbf{A} - \mathbf{A}_k\|}{\|\mathbf{A} - \mathbf{A}_k^{\text{optimal}}\|},$$

where  $\mathbf{A}_k^{\text{optimal}}$  is the  $\mathbf{A}_k$  produced by the SVD.

We compare the errors for several input matrices  $\mathbf{A}$ :

- **Fast decay:** This matrix is generated by first creating random orthogonal matrices  $\mathbf{U}$  and  $\mathbf{V}$  by performing unpivoted QR factorizations on two random matrices with i.i.d entries drawn according to the standard normal distribution. Then,  $\mathbf{A}_{\text{fast}}$  is computed with  $\mathbf{A}_{\text{fast}} = \mathbf{U} \mathbf{D} \mathbf{V}^*$ , where  $\mathbf{D}$  is a diagonal matrix with diagonal entries  $d_{ii} = \beta^{(i-1)/(n-1)}$ , where  $\beta = 10^{-5}$ .
- **S-shaped decay:** This matrix is generated in the same manner as “fast decay,” but the diagonal entries are chosen to first hover around 1, then quickly decay before leveling out at  $10^{-2}$ , as shown in Figure 5.
- **BIE:** This matrix is the result of discretizing a *boundary integral equation* (BIE) defined on a smooth closed curve in the plane. To be precise, we discretized the so called “single layer” operator associated with the Laplace equation using a sixth order quadrature rule designed by Alpert [1]. This operator is well-known to be ill-conditioned, which necessitates the use of a rank-revealing factorization in order to solve the corresponding linear system in as stable a manner as possible.

From these experiments, we make a few observations. First, when there is fast singular value decay in  $\mathbf{A}$ , RANDUTV\_BOOSTED provides a significant boost in low-rank approximations over RANDUTV\_BASIC. It also succeeds in decreasing the variance across approximations for different values of  $k$ . Second, RANDUTV\_BOOSTED still provides noticeable correction to RANDUTV\_BASIC when there is slow singular decay in  $\mathbf{A}$ , though the difference is not as pronounced in the relative error measurement.

## APPENDIX A. RAW DATA FOR FIGURE 2 AND 3

**Acknowledgements:** The research reported was supported by the National Science Foundation, under the awards 1407340, 1620472, 1952735, and 2012606; and by the Office of Naval Research, under the award N00014-18-1-2354. The authors also wish to thank Nvidia for the donation of the GPUs used for the development work, and James Levitt of UT-Austin for sharing his expertise on GPU computing.

## REFERENCES

- [1] Bradley K Alpert, *Hybrid Gauss-trapezoidal quadrature rules*, SIAM Journal on Scientific Computing **20** (1999), no. 5, 1551–1584.
- [2] Jesse L Barlow, *Modification and maintenance of ULV decompositions*, Applied Mathematics and Scientific Computing, Springer, 2002, pp. 31–62.
- [3] Mario Bebendorf and Sergej Rjasanow, *Adaptive low-rank approximation of collocation matrices*, Computing **70** (2003), no. 1, 1–24.

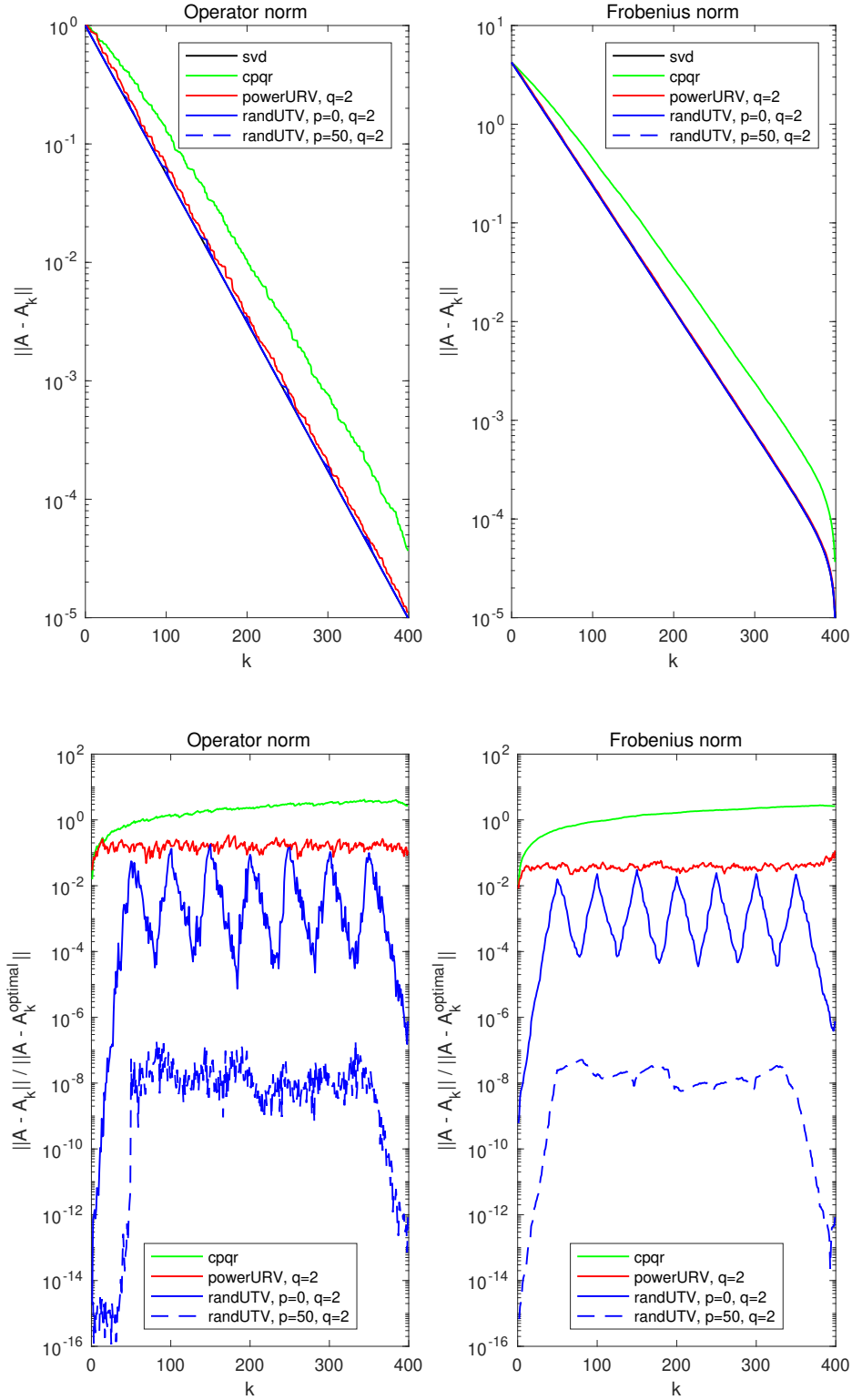


FIGURE 4. Errors in low rank approximation for the matrix “fast decay” with  $n = 400$ . For the RANDUTV factorizations, the block size was  $b = 50$ .

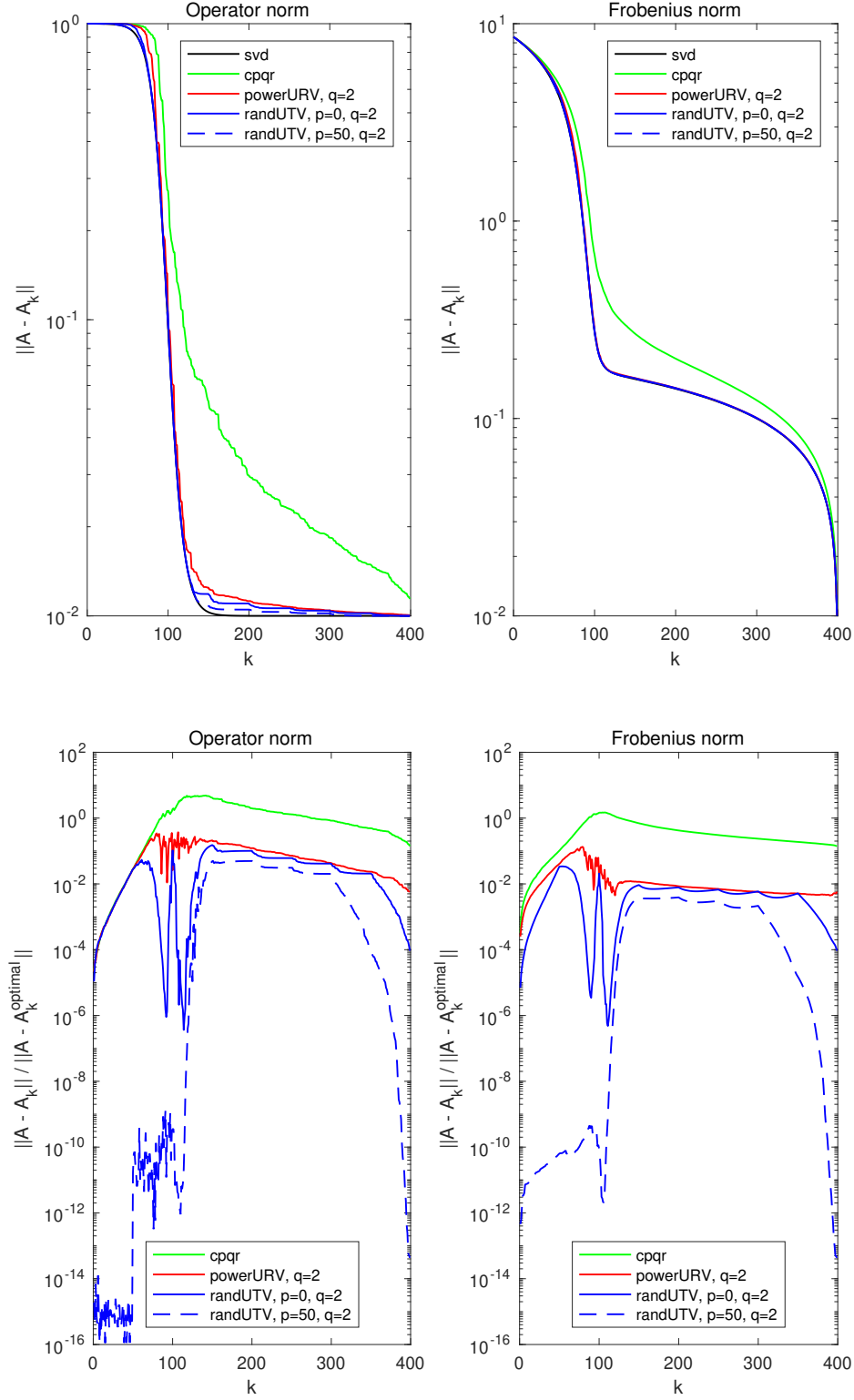


FIGURE 5. Errors in low rank approximation for the matrix “S-shaped decay” with  $n = 400$ . For the RANDUTV factorizations, the block size was  $b = 50$ .

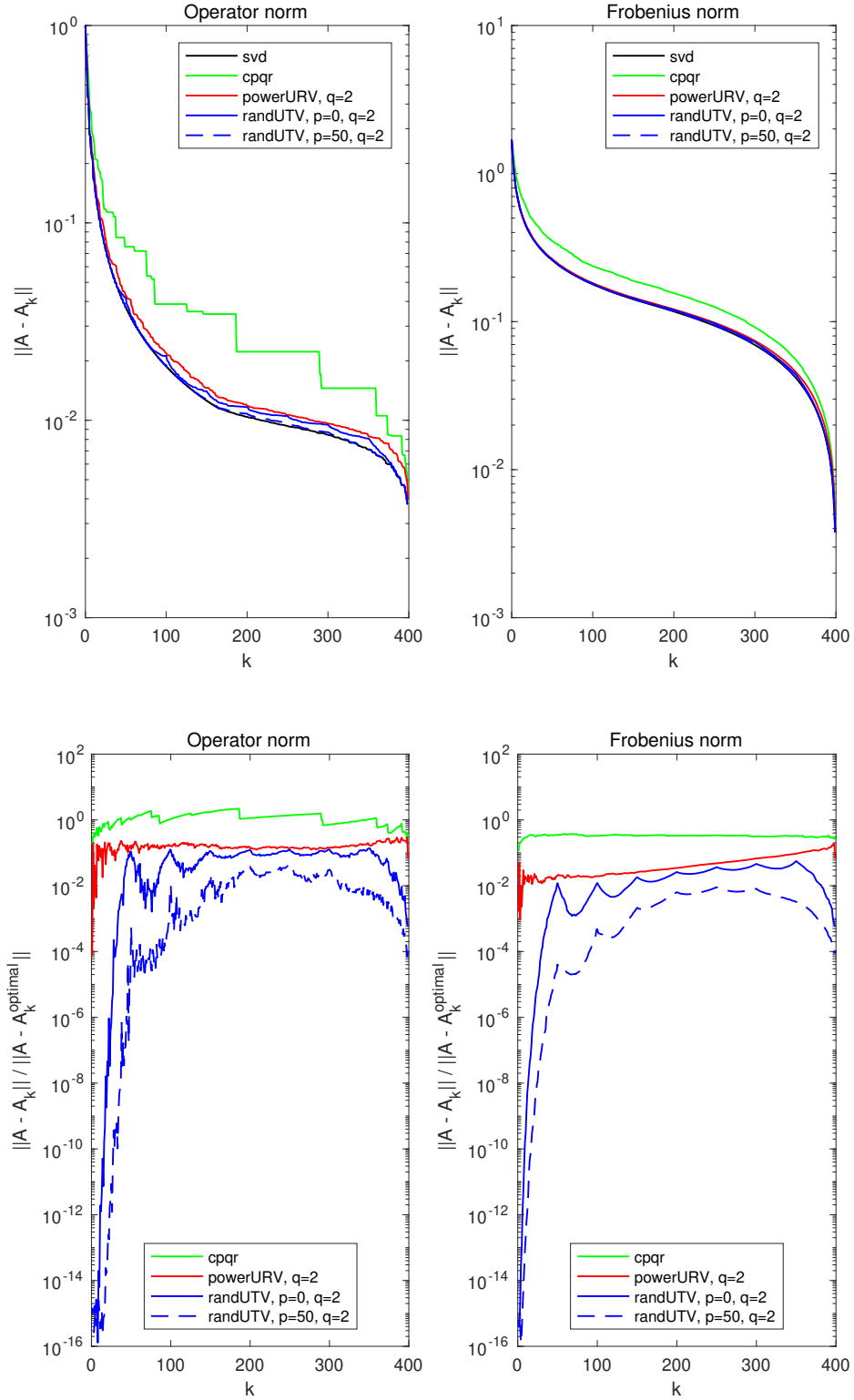


FIGURE 6. Errors in low rank approximation for the matrix “BIE” with  $n = 400$ . For the RAN-DUTV factorizations, the block size was  $b = 50$ .

TABLE 1. Timing results (in seconds) for computing rank revealing factorizations using the SVD, the HQRCP, the POWERURV, and the RANDUTV. The SVD is calculated using the MAGMA routine MAGMA\_DGESDD. The HQRCP is calculated using the MAGMA routine MAGMA\_DGEQP3, and the orthogonal matrix  $\mathbf{Q}$  is calculated using the MAGMA routine MAGMA\_DORGQR2. The POWERURV is in Algorithm 4. The RANDUTV\_BASIC ( $p = 0$ , no oversampling) and RANDUTV\_BOOSTED (oversampling parameter  $p = 128$ ) are given in Algorithm 5 and 6, respectively.

$N$	SVD	HQRCP	POWERURV			RANDUTV_BASIC		RANDUTV_BOOSTED	
			$q = 1$	$q = 2$	$q = 3$	$q = 0$	$q = 4$	$q = 0$	$q = 4$
3,000	1.98e+00	9.26e-01	5.06e-01	6.59e-01	9.38e-01	7.20e-01	7.51e-01	1.45e+00	1.68e+00
4,000	4.51e+00	1.58e+00	7.80e-01	9.79e-01	1.42e+00	1.14e+00	1.35e+00	2.19e+00	2.54e+00
5,000	5.97e+00	2.52e+00	1.13e+00	1.46e+00	1.92e+00	1.83e+00	1.85e+00	3.29e+00	3.50e+00
6,000	9.29e+00	3.66e+00	1.60e+00	2.14e+00	2.76e+00	2.49e+00	2.60e+00	4.31e+00	4.79e+00
8,000	1.85e+01	7.42e+00	2.68e+00	3.87e+00	5.29e+00	4.17e+00	4.71e+00	7.50e+00	8.30e+00
10,000	3.12e+01	1.11e+01	4.85e+00	7.29e+00	9.37e+00	6.82e+00	7.90e+00	1.05e+01	1.28e+01
12,000	4.74e+01	1.70e+01	7.62e+00	1.10e+01	1.50e+01	9.89e+00	1.15e+01	1.52e+01	1.88e+01
15,000	7.94e+01	2.84e+01	1.29e+01	1.94e+01	2.51e+01	1.62e+01	1.93e+01	2.43e+01	3.01e+01
20,000	1.71e+02	5.61e+01	2.85e+01	4.27e+01	6.03e+01	3.03e+01	3.81e+01	4.39e+01	5.76e+01
30,000	N/A	1.60e+02	9.12e+01	1.32e+02	1.87e+02	9.25e+01	1.16e+02	1.27e+02	1.67e+02

- [4] Christian H Bischof and Gautam M Shroff, *On updating signal subspaces*, IEEE Transactions on Signal Processing **40** (1992), no. 1, 96–105.
- [5] Ake Björck, *Numerical methods for least squares problems*, vol. 51, Siam, 1996.
- [6] L Susan Blackford, Antoine Petitet, Roldan Pozo, Karin Remington, R Clint Whaley, James Demmel, Jack Dongarra, Iain Duff, Sven Hammarling, Greg Henry, et al., *An updated set of basic linear algebra subprograms (BLAS)*, ACM Transactions on Mathematical Software **28** (2002), no. 2, 135–151.
- [7] Andre R Brodtkorb, Christopher Dyken, Trond R Hagen, Jon M Hjelmervik, and Olaf O Storaasli, *State-of-the-art in heterogeneous computing*, Scientific Programming **18** (2010), no. 1, 1–33.
- [8] Peter Businger and Gene H Golub, *Linear least squares solutions by Householder transformations*, Numerische Mathematik **7** (1965), no. 3, 269–276.
- [9] Tony F Chan, *Rank revealing QR factorizations*, Linear algebra and its applications **88** (1987), 67–82.
- [10] Tony F Chan and Per Christian Hansen, *Computing truncated singular value decomposition least squares solutions by rank revealing QR-factorizations*, SIAM Journal on Scientific and Statistical Computing **11** (1990), no. 3, 519–530.
- [11] ———, *Some applications of the rank revealing QR factorization*, SIAM Journal on Scientific and Statistical Computing **13** (1992), no. 3, 727–741.
- [12] Shivkumar Chandrasekaran and Ilse CF Ipsen, *On rank-revealing factorisations*, SIAM Journal on Matrix Analysis and Applications **15** (1994), no. 2, 592–622.
- [13] Kenneth L Clarkson and David P Woodruff, *Low-rank approximation and regression in input sparsity time*, Journal of the ACM (JACM) **63** (2017), no. 6, 54.
- [14] Jan JM Cuppen, *A divide and conquer method for the symmetric tridiagonal eigenproblem*, Numerische Mathematik **36** (1980), no. 2, 177–195.
- [15] James Demmel, Ioana Dumitriu, and Olga Holtz, *Fast linear algebra is stable*, Numerische Mathematik **108** (2007), no. 1, 59–91.
- [16] Petros Drineas, Ravi Kannan, and Michael W. Mahoney, *Fast Monte Carlo algorithms for matrices. II. Computing a low-rank approximation to a matrix*, SIAM J. Comput. **36** (2006), no. 1, 158–183 (electronic). MR MR2231644 (2008a:68243)
- [17] Carl Eckart and Gale Young, *The approximation of one matrix by another of lower rank*, Psychometrika **1** (1936), no. 3, 211–218.
- [18] Ricardo D. Fierro and Per Christian Hansen, *Low-rank revealing UTV decompositions*, Numerical Algorithms **15** (1997), no. 1, 37–55.
- [19] Ricardo D Fierro, Per Christian Hansen, and Peter Søren Kirk Hansen, *UTV tools: Matlab templates for rank-revealing UTV decompositions*, Numerical Algorithms **20** (1999), no. 2-3, 165.
- [20] Gene Golub, *Numerical methods for solving linear least squares problems*, Numerische Mathematik **7** (1965), no. 3, 206–216.
- [21] Gene H Golub and Charles F Van Loan, *An analysis of the total least squares problem*, SIAM journal on numerical analysis **17** (1980), no. 6, 883–893.
- [22] Gene H. Golub and Charles F. Van Loan, *Matrix computations*, third ed., Johns Hopkins Studies in the Mathematical Sciences, Johns Hopkins University Press, Baltimore, MD, 1996.
- [23] Abinand Gopal and Per-Gunnar Martinsson, *The powerURV algorithm for computing rank-revealing full factorizations*, arXiv preprint arXiv:1812.06007 (2018).

- [24] Ming Gu and Stanley C Eisenstat, *A divide-and-conquer algorithm for the bidiagonal SVD*, SIAM Journal on Matrix Analysis and Applications **16** (1995), no. 1, 79–92.
- [25] Nathan Halko, Per-Gunnar Martinsson, and Joel A. Tropp, *Finding structure with randomness: Probabilistic algorithms for constructing approximate matrix decompositions*, SIAM Review **53** (2011), no. 2, 217–288.
- [26] William Kahan, *Numerical linear algebra*, Canadian Mathematical Bulletin **9** (1966), no. 5, 757–801.
- [27] Ivars P Kirsteins and Donald W Tufts, *Adaptive detection using low rank approximation to a data matrix*, IEEE Transactions on Aerospace and Electronic Systems **30** (1994), no. 1, 55–67.
- [28] Charles L Lawson and Richard J Hanson, *Solving least squares problems*, vol. 15, Siam, 1995.
- [29] Edo Liberty, Franco Woolfe, Per-Gunnar Martinsson, Vladimir Rokhlin, and Mark Tygert, *Randomized algorithms for the low-rank approximation of matrices*, Proceedings of the National Academy of Sciences **104** (2007), no. 51, 20167–20172.
- [30] David Luebke, *CUDA: Scalable parallel programming for high-performance scientific computing*, 2008 5th IEEE international symposium on biomedical imaging: from nano to macro, IEEE, 2008, pp. 836–838.
- [31] Per-Gunnar Martinsson, Gregorio Quintana-Ortí, and Nathan Heavner, *randUTV: A blocked randomized algorithm for computing a rank-revealing UTV factorization*, ACM Transactions on Mathematical Software (TOMS) **45** (2019), no. 1, 1–26.
- [32] P.G. Martinsson and S. Voronin, *A randomized blocked algorithm for efficiently computing rank-revealing factorizations of matrices*, SIAM Journal on Scientific Computing **38** (2016), no. 5, S485–S507.
- [33] Leon Mirsky, *Symmetric gauge functions and unitarily invariant norms*, The quarterly journal of mathematics **11** (1960), no. 1, 50–59.
- [34] John D Owens, Mike Houston, David Luebke, Simon Green, John E Stone, and James C Phillips, *GPU computing*, (2008).
- [35] Haesun Park and Lars Eldén, *Downdating the rank-revealing URV decomposition*, SIAM Journal on Matrix Analysis and Applications **16** (1995), no. 1, 138–155.
- [36] Gregorio Quintana-Ortí, Xiaobai Sun, and Christian H. Bischof, *A BLAS-3 version of the QR factorization with column pivoting*, SIAM Journal on Scientific Computing **19** (1998), no. 5, 1486–1494.
- [37] Arvind K Saibaba, *Randomized subspace iteration: Analysis of canonical angles and unitarily invariant norms*, SIAM Journal on Matrix Analysis and Applications **40** (2019), no. 1, 23–48.
- [38] Robert Schreiber and Charles Van Loan, *A storage-efficient WY representation for products of Householder transformations*, SIAM Journal on Scientific and Statistical Computing **10** (1989), no. 1, 53–57.
- [39] Gilbert W Stewart, *An updating algorithm for subspace tracking*, IEEE Transactions on Signal Processing **40** (1992), no. 6, 1535–1541.
- [40] ———, *Matrix algorithms: Volume 1: Basic decompositions*, vol. 1, Siam, 1998.
- [41] GW Stewart, *Rank degeneracy*, SIAM Journal on Scientific and Statistical Computing **5** (1984), no. 2, 403–413.
- [42] ———, *UTV decompositions*, PITMAN RESEARCH NOTES IN MATHEMATICS SERIES (1994), 225–225.
- [43] Lloyd N Trefethen and David Bau III, *Numerical linear algebra*, vol. 50, Siam, 1997.
- [44] Field G Van Zee, Robert A Van de Geijn, and Gregorio Quintana-Ortí, *Restructuring the tridiagonal and bidiagonal qr algorithms for performance*, ACM Transactions on Mathematical Software (TOMS) **40** (2014), no. 3, 1–34.