

Towards A Knowledge Graph Based Autonomic Management of Software Defined Networks

Qianru Zhou *Member* Alasdair J. G. Gray, Stephen McLaughlin *Fellow*

Abstract—Automatic network management driven by Artificial Intelligent technologies has been heatedly discussed over decades. However, current reports mainly focus on theoretic proposals and architecture designs, works on practical implementations on real-life networks are yet to appear. This paper proposes our effort toward the implementation of knowledge graph driven approach for autonomic network management in software defined networks (SDNs), termed as SeaNet. Driven by the ToCo ontology, SeaNet is reprogrammed based on Mininet (a SDN emulator). It consists three core components, a *knowledge graph generator*, a *SPARQL engine*, and a *network management API*. The *knowledge graph generator* represents the knowledge in the telecommunication network management tasks into formally represented ontology driven model. Expert experience and network management rules can be formalized into knowledge graph and by automatically inferred by *SPARQL engine*, *Network management API* is able to packet technology-specific details and expose technology-independent interfaces to users. The Experiments are carried out to evaluate proposed work by comparing with a commercial SDN controller Ryu implemented by the same language Python. The evaluation results show that SeaNet is considerably faster in most circumstances than Ryu and the SeaNet code is significantly more compact. Benefit from RDF reasoning, SeaNet is able to achieve $O(1)$ time complexity on different scales of the knowledge graph while the traditional database can achieve $O(n \log n)$ at its best. With the developed network management API, SeaNet enables researchers to develop semantic-intelligent applications on their own SDNs.

Index Terms—knowledge graph; autonomic network management; ontology; semantic web; software defined network

I. INTRODUCTION

The rapid expansion of Internet services has resulted in today's network management tasks becoming increasingly complex [1]. Despite heated discussions over developing autonomic network management in the community for decades, current network management system remains spending significant efforts on low-level, tedious, error-prone tasks and often requires complex manual reasoning from network administrators [1–6]. As noted by Shenker et al., the ultimate goal of a software defined network (SDN) is to find appropriate abstractions that enable the complex network management tasks to be broken into tractable elements [7]. More and more

researchers believe a knowledge base being able to capture global knowledge from networks and allow the management system to readily reason over it is the the answer to Shenker's goal [2–6].

Coined by Google in 2012, the term *knowledge graph* is to name Google's own knowledge base, proposed to enhance its search results with linked information gathered from a variety of sources. With the success of Google, the term “knowledge graph” is way more popular than “knowledge base” (which is what it really is), we will use both “knowledge graph” and “knowledge base” alternatively in the following part of the paper, where no ambiguity will occur.

Rooted on Artificial Intelligent, knowledge graph has gained more and more attention in network management [2–6, 8–13]. Driven by ontology, knowledge graph is able to extract from logs, records, and documents, structured or not, to formal and consensual terminologies and link them together with semantic relations [1–6, 9–11, 13–23]. The core idea of a knowledge based autonomic network management systems is to encode all the observations, measurements, concepts, expertise, and the relationships between them into an automatic reasoner. Besides, driven by ontology, network management rules and policies and human expert experiences can be represented by formal logical languages into knowledge graph, allowing not only knowledge reuse, but also automatic reasoning over the knowledge base of whole network, not only part of it, and thus eliminate human intervene [1–6, 9–11, 13–24].

Although numerous papers has been reported for knowledge graph based network management, most of these works focus on using machine learning only [2–4, 6, 17], even for those work involves knowledge based technologies mainly focus on theoretical proposals or architecture designs only [5, 15, 16, 23], very few reports practical experiments on real-life network testbed. In this paper, we take a modest step towards the implementation of a knowledge graph based autonomic management system. We propose **SeaNet** (**Semantic Enabled Autonomic Management of Software Defined Networks**), and evaluate its practicability and efficiency. We demonstrate how it provides the capability to 1) abstract the network information into an ontology-assisted knowledge base, 2) interpret higher-level requirements into lower-level operations, and 3) execute the operations automatically. SeaNet system consists of three parts: a knowledge base generator, a SPARQL engine, and a network management API. Evaluation is carried out by testing some basic network management task use cases through the open SeaNet API. The performance of SeaNet is compared with Ryu, an SDN controller developed with the same language Python as SeaNet.

This research was supported by the EPSRC TOUCAN project (Grant No. EP/L020009/1).

Qianru Zhou is with the School of Computer Science and Engineering, Nanjing University of Science and Technology, Nanjing, P.R.China. e-mail: (zhouqianru@njust.edu.cn).

Alasdair J. G. Gray is with the Department of Computer Science, Heriot-Watt University, Edinburgh, EH14 4AS, U.K. e-mail: (A.J.G.Gray@hw.ac.uk).

Stephen McLaughlin are with the School of Engineering & Physical Sciences, Heriot-Watt University, Edinburgh, EH14 4AS, U.K. e-mail: (S.McLaughlin@hw.ac.uk).

The rest of the paper is organized as follows. Section II discusses the background and requirements for the research on knowledge based autonomous network management. The architecture of SeaNet and the technologies adopted are presented in Section III together with details of ontology used in SeaNet in Section IV. Section V evaluates the practicability of each component of the SeaNet system, including modeling and reasoning ability. The performance of the API methods is compared with the SDN controller Ryu. Finally conclusions are drawn in Section VI.

II. STATE OF ART

Numerous autonomous network management systems driven by artificial intelligence has been proposed, here we only focus those adopting knowledge based engineering technologies [1–6, 9–11, 13–23]. KnowNet [2] is inspired from NetSearch, a search based autonomous network management, using information retrieval technologies to accomplish a “Google” for network management. KnowNet claims itself go beyond information retrieval to knowledge graph, and have developed a knowledge graph platform for autonomous network management tasks like network connecting, conflict resolution, network security. Use cases are given for the evaluate the platform, however, details of the experiment implementation, such as the information retrieval process, knowledge graph construction process and inference process, are missing. Also, the details of the knowledge graph it uses “kilo” is missing (In [2], the authors also fail to declare whether kilo is an ontology or not, if it is, we think the term “ontology” should be used instead of knowledge graph, for these two have totally different definitions in computer science and philosophy).

Like KnowNet, the other knowledge based autonomous network management proposals focus on theoretical definitions and architecture describing too much, rather than provide details on the implementation process on a real-life network testbed, or provide an concrete software tool. The earlier ontological knowledge based network management systems proposed by López de Vergara, et al. [13, 15, 16, 18–20, 25], Strassner, et al., [9, 10, 21–23, 25], Ohshima, et al., [26], are also discussed below.

López de Vergara, et al. [13, 15, 16, 18–20, 25], mentioned the possibility of adopting an ontology to map and merge the current heterogenous knowledge bases, and provide a universal view of the whole managed system.

Strassner et al [9, 10, 21–23, 25] investigated the possibility of ontology-driven policy based network automatic management system. They proposed a series of autonomous network management systems:

- *Directory Enabled Networks next generation (DEN-ng) policy model* [9]: A semantic intelligent policy model, enable semantic policy reasoning with ontologies and machine learning.
- *Policy Continuum* [27]: Translating high abstraction level policies to low level policies automatically, hiding the complex configuration tasks. they primarily focused on theoretical architectures.

- *Context-aware policy model* [28]: Adopting ontologies to represent the context of the existing network management data, enabling semantic reasoning on the policies.

However, as described in the above references, with the absence of practical approaches, these systems have not been evaluated in real life scenarios.

In [26], Ohshima et al. proposed a network management system with the assistance of an ontology, collecting configuration information from traditional network management databases. However, the work was based on a traditional network and did not provide technology-independent, reusable APIs.

Houdi [1], explored the practicality of a knowledge based automatic reasoner for network management. He implemented the proposed method in python, using Pyke as the reasoner, and tested the system with the basic network connectivity problem. However, in this work, some complexities are hidden for the purposes of clarity. Thus, it is still not clear whether the system will work in other more dynamic or complicated situations.

Xiao and Xu [29], tried to integrate ontologies with policy based approaches to accomplish autonomous network management. They also proposed a possible scenario. However, there are no practical tools ready to implement for the proposed methodology, or any real life evaluations for the proposed system.

III. SEANET ARCHITECTURE

In this section, we present the architecture of SeaNet, as shown in Fig. 1. Details of each of the components: knowledge graph constructor, SPARQL engine, and the network management API are discussed in detail.

The knowledge base generator is designed to bring knowledge base harmonisation into reality, by retrieving unstructured data from nodes in the network and semantically representing them into the knowledge base following first-order logic format. As shown in Fig. 1, the *knowledge base generator* is designed to integrating data sources from various origins, such as relational database, real-time network measurements and observations, remote data from the cloud and real-time data streams, etc. The global view provided by an ontology is able to achieve direct access of the information from all these sources, and execute inference globally. *Knowledge base generator* provides a novel way to manage and publish network data, with symbolic representation technologies, unstructured and scattered data can be annotated into ontological concepts, and ready for reasoning first-order logic formulas.

In our prototype SeaNet system, a recursive algorithm is used to read the network records, extract the semantic information, and store it to the knowledge base. In our experiment, when a network has been initiated, the generator can be started by a linux shell command. Information will be collected from network elements into RDF triples. This procedure runs periodically (in this paper, we run it every 5 seconds, but this value is configurable), maintaining an up-to-date knowledge base for the network. A fragment of a knowledge base representing the connectivity and location information of a switch is given below.

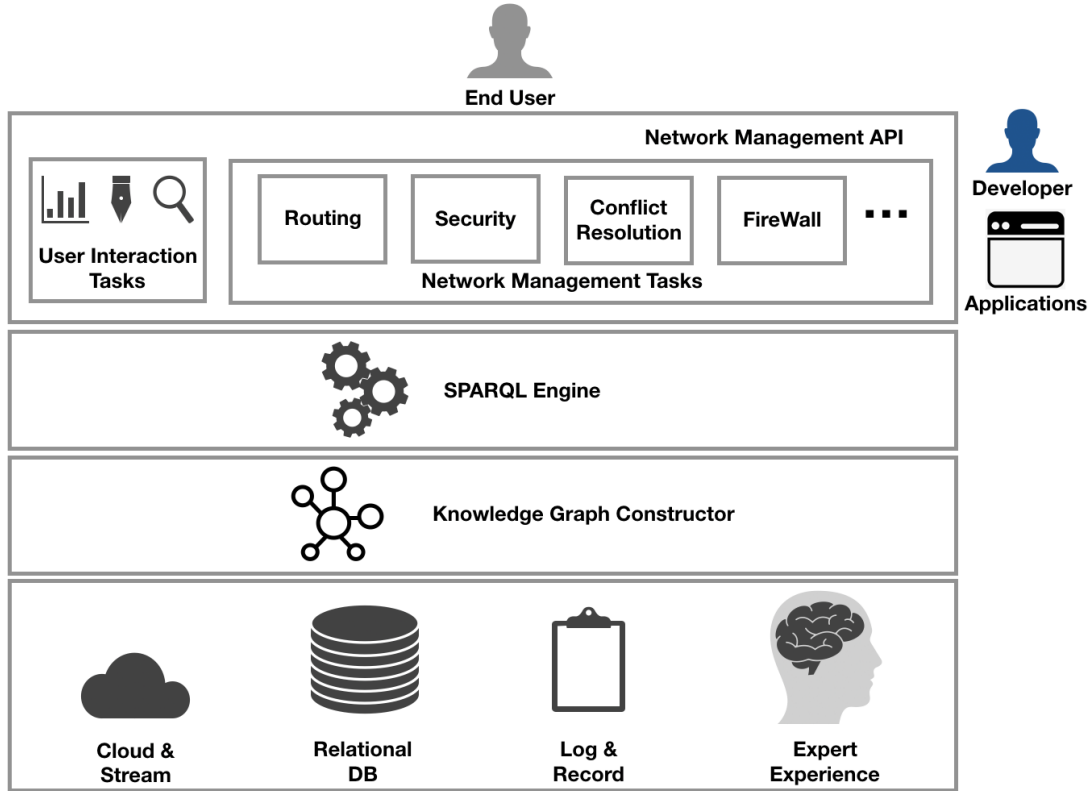


Fig. 1. The architecture of proposed knowledge graph based network management system SeaNet.

```

ex:switch1 net:hasPort ex:port1.
ex:link1 net:from ex:port1.
ex:link1 net:to ex:port2.
ex:host1 net:hasPort ex:port2.
ex:switch1 geo:location ex:point_sw1.
ex:point_sw1 geo:long ``123.001``.
ex:point_sw1 geo:lat ``321.001``.

```

The `ex:switch1`, `ex:port1`, and `ex:link1` are concepts, and the `net:hasPort`, `net:connectTo` are relations. The first four triples denote that `ex:host1` and `ex:switch1` are connected by `ex:link1`. The last three triples denote the location of `ex:switch1`. The prefixes are defined in Table II.

Semantic queries on the network knowledge base are designed to answer high level questions such as, “Which switch is `host1` connected to?”, “Find me the hosts in the network that are blocked from the others.” or “Find me all the hosts connected to `switch_1` and `switch_3`, if they are not `host_3` or `host_5`,” as shown in Algorithm 1. With semantic queries, network administration can obtain the knowledge of the network at a highly abstracted level, and thus can issue tasks from an abstract level and leave the detailed technology-specific operations to the SPARQL engine.

To explore SeaNet’s ability, APIs are provided to seal all the technology-specific details, and expose only the technology-independent methods, as shown in Table I. Although SeaNet is still a prototype system and the APIs provided could not cover all the network management requirements, we believe these APIs are able to provide mechanism for some basic network

management tasks and bootstrapping, which are labor intensive and error-prone in current network management systems. For example, the API method “*add_flow*” can add a flow entry to the flow table in a specific switch, and “*dump_all_flows*” can list all the flow entries of the switch. The method “*connectAll*” provides a relatively more complex function to add connections between all the hosts in a network, forming a mesh network. The method “*buildFirewall*” can build a highly customized firewall being able to block dedicated packages between dedicated nodes. Details and evaluation results of these methods are presented and discussed in Section V-A.

IV. ONTOLOGIES IN SEANET

The ToCo ontology¹ [30] proposed for TOUCAN is adopted in SeaNet. ToCo was developed based on the Device-Interface-Link (DIL) Ontology Design Pattern, which was observed and summarised during the ontology engineering process for telecommunication networks with hybrid technologies, for details see [30]. It was deemed prudent to start from existing available ontologies in the same domain. These were evaluated against our competency questions and where possible reused. Full details are given in [30].

For some general resources like units and location, well developed ontologies have been published online, e.g., Unit Ontology (UO)² and WGS84 Geo Positioning³ are adopted

¹<http://purl.org/toco/>

²<http://purl.obolibrary.org/obo/uo.owl>

³http://www.w3.org/2003/01/geo/wgs84_pos

```

SELECT ?port2 ?macAddr1 ?port4 ?macAddr2
WHERE {
  ?p1 net:isIn net:s1. ?i1 net:from ?p1; net:to ?p2. filter (?p1 != ?p2).
  ?p2 net:isIn ?h1. ?h1 rdf:type :Host. filter(?h1 != net:h3). ?p2 net:hasMAC ?macAddr1.
  ?p3 net:isIn net:s3. ?i2 net:from ?p3; net:to ?p4. ?p4 net:isIn ?h2.
  ?h2 rdf:type net:Host. filter(?h2 != net:h5)
  ?p4 net:hasMAC ?macAddr2. filter (?p3 != ?p4). }

```

Algorithm 1: SPARQL query to get all the hosts of switches “s1” and “s3” except the host “h3” and “h5”.

TABLE I
EXAMPLES OF THE NETWORK MANAGEMENT API METHODS

Functions	Parameters	Function
add_flow	<i>dst</i> : the destination MAC address of the flow entry; <i>in_port</i> : the input port id of the flow entry; <i>action_type</i> : action type of the flow entry, could be output, drop, etc.;; <i>to_port</i> : the output port id of the flow entry.	Add a flow entry to the switch’s flow table.
deleteFlow	<i>list of input hosts</i> : delete the flow from these hosts, <i>list of output hosts</i> : delete the flow	delete a flow from the switch’s flow table
addARPFlow	None	Add an ARP flood flow entry to the switch’s flow table, if needed.
dump_all_flows	None	Automatically list all the flow entries of the switch.
connectAll	<i>list of hosts</i>	Automatically add flow entries for all the hosts
buildFirewall	<i>list of switches</i> : the switches between which the firewall is built; <i>list of hosts</i> : the hosts that should be still connected after the firewall is built.	Automatically build a firewall between the given switches, keep the hosts connected in the parameter if given.
findPath	<i>list of hosts</i>	Automatically find the shortest path between the hosts.

here for units and location resources, respectively. Since ToCo focuses on telecommunication networks, some concepts of the existing network ontology, e.g., Mobile Ontology [31] are reused. They describe the information of network topology and flows.

As the enabling protocol of SDN, OpenFlow is based on the concept of flows (`net:Flow`), allowing users to directly control the packet routing inside the network. Each flow is a “match–action” pair, which is actually a routing rule, instructing the switch to forward/drop the matched packets. Each switch keeps a collection of flow entries in a flow table. Every time a new packet arrives, the switch searches its flow table for a match (by matching the port (`net:Interface`) and/or MAC address (`net:hasMAC`)), and executes the corresponding actions (`net:hasFlowAction`) defined by the flow.

Using ToCo, the system can describe the flows (`net:Flow`) and the actions defined in each flow (`net:Action`). Each `net:Flow` instance keeps a record of the flow properties such as `net:flags`, `net:priority`, `net:cookie`, `net:tableId`, `net:idleTimeout`, and `net:hardTimeout`. Corresponding flows will be added to the switches through `net:hasFlow` property. The property `net:toPort` will be used to describe the fact that a flow indicate packets to be forwarded to a port. Some key taxonomies of classes and relations are shown in Fig. 2. The prefixes used in this paper are defined in Table II.

The integration of ontologies and policy-based network management has been extensively studied, and various approaches have been proposed [1, 9, 10, 16, 19, 20, 23, 25,

TABLE II
PREFIXES AND NAMESPACES OF THE ONTOLOGY USED IN SEANET.

Prefix	Namespace
xsd	http://www.w3.org/2001/XMLSchema#
net	http://purl.org/toco/
geo	http://www.w3.org/2003/01/geo/wgs84_pos/
foaf	http://xmlns.com/foaf/spec/
om	http://purl.oclc.org/net/unis/ontology/sensordata.owl/
UO	http://purl.obolibrary.org/obo/uo.owl
rdf	http://www.w3.org/1999/02/22-rdf-syntax-ns#
rdfs	http://www.w3.org/2000/01/rdf-schema#
ex	http://www.example.com/network#

26, 29]. Semantic policy-based network management systems view the network as RDF triples and the rules of plausible inference that connect them. A policy consists of one or more rules, and rules are logical conditions that help to identify potential knowledge that could be shared from one domain to the other. Constructing an exhaustive set for all the rules and expert experiences of telecommunication management system is an enormous, pains-taking, and time consuming project, demanding the collaborating of quite some network experts, philosophers and logicians. To briefly touch on just two rules adopted in our prototype system to give a hint of the problems an autonomic network management system have to handle:

Inconsistent flow detection rule: To accomplish an autonomic network management system, the system needs to be self-aware. Thus, it should be able to learn what is happening inside, detect changes, decide what to do, and fix the problem itself. The *Inconsistent flow detection rule* was adopted in the scenario of inconsistent flow detection. In SDN, flows

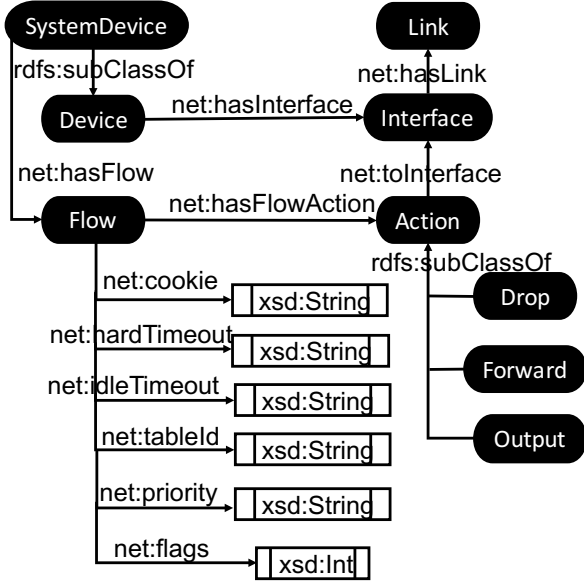


Fig. 2. Part of the concepts in the ontology adopted in SeaNet.

are adopted to route packets to/from specific port. If a port accidentally fails, the flows related (the flows with instructions to send packet from/to this port) should be revised (stop sending packets to this failed port) in real time. The rule in first order logic is shown below.

$$\forall f (Switch(s) \wedge PathFlow(f) \wedge hasFlow(s, f) \wedge in_port(f, in_port) \wedge hasAction(f, a) \wedge toPort(a, to_port) \wedge Port(in_port) \wedge isUp(in_port, "false") \rightarrow inconsistentFlow(f))$$

The SPARQL query for *automatic flow update rule* is also given in Algorithm 2. The non-empty execution result of this query denotes that there are inconsistent flows in the switch.

Learning switch rule: As the basic function of a network, the learning switch rule will explore the network topology, find paths for every host, and configure each switch automatically to achieve connectivity. The rule in first order logic is shown below. It says that for all the hosts $h1$ and $h2$, that connects to the Switch s , get their MAC address and add flows between them, making them be able to communicate with each other.

$$\forall h1 \forall h2 (Switch(s) \wedge hasHost(s, h1) \wedge hasHost(s, h2) \wedge isNot(h1, h2) \wedge hasMAC(h1, m1) \wedge hasMAC(h2, m2) \rightarrow addFlow(m1, m2))$$

V. EVALUATIONS

To verify the practicality of SeaNet, we have tested the functionality of the system on various networks of differing topologies and scales in Mininet and Mininet-WiFi. Mininet can be configured to generate networks with different topologies comprising of switches, hosts and connecting links. For switches, in this setup, we are using Open Virtual Switch (OVS). The knowledge base generator and SPARQL engine also take advantage of command line tools provided by Open vSwitch (OVS)⁴. Note that the whole experimental environ-

ment is running in a virtual machine on a MacBook Air, OS X 10.9.5, Intel Core i5, 1.5 GHz, 4GB RAM, Ubuntu 14.04 on VMware workstation. The VMware system has 1GB RAM.

The following software tools were used:

- VirtualBox: version 5.1.4. To emulate the hardware for the switches, a virtual Ubuntu environment is provided for the Mininet to run;
- Mininet-WiFi: A wireless SDN emulator, a fork of the most popular SDN emulator Mininet;
- rdflib: version 4.2.1. A Python library to generate RDF knowledge graph, and execute SPARQL queries;
- Neo4j: version 1.0.2. A graph database storage and process engine.
- OVS: targeted at highly dynamic, multi-server virtualisation environment, OVS is a multi-layer virtual switch. By trying to reuse the code as much as possible, OVS provides a plethora of powerful APIs for autonomic network control, and thus provide high abstract of the dynamic networks. It is worth mentioning that, for the Linux systems later than 3.3, OVS is provided as a part of the kernel, which make the application developing with OVS much more convenient.

A. Evaluations

Evaluations were run on computer networks and WiFi networks emulated by Mininet-WiFi, with topologies of linear, single, and tree, and the network scales varying from simple (3 hosts) to massive scale (≥ 1000 hosts). The largest network is the one with tree topology, depth = 3, fanout = 5, which contains 1146 nodes (1021 switches and 125 hosts). The smallest network is a single network with $k = 5$ (k is the number of hosts connected to each switch), which has 6 nodes (1 switch and 5 hosts) in total.

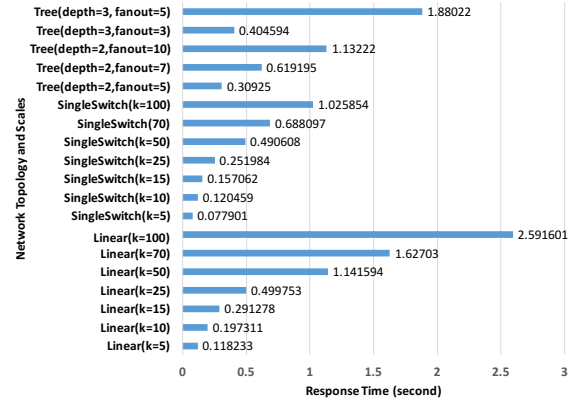


Fig. 3. Overhead of generating knowledge bases for computer networks with different topologies and scales, in terms of response time. The scale of the networks are controlled through k (the number of hosts connected to each switch) in single and linear topology and denotes the number of hosts connected to each switch, or depth and fanout in tree topology. As shown in the figure, the time grows linearly with the increase of number of nodes.

1) *Evaluation of the knowledge base generator:* Results of the experiments evaluating the knowledge base generator are presented in this section. As Ryu does not rely on ontological knowledge base, no comparison is made with it.

⁴A multilayer virtual switch. See <http://openvswitch.org>.

```

SELECT DISTINCT ?in_port ?to_port
WHERE {
  ?s a net:Switch; net:hasFlow ?f.
  ?f a net:PathFlow; net:inPort ?in_p; net:hasFlowAction ?a. ?a net:toPort ?to_p.
  ?p1 a net:Interface; net:isIn ?s; net:hasInterfaceName ?in_p; net:isUP ?isUp1.
  ?p2 a net:Interface; net:isIn ?s; net:hasInterfaceName ?to_p; net:isUP ?isUp2.
  filter (?isUp1 = "false"^^xsd:boolean || ?isUp2 = "false"^^xsd:boolean)}

```

Algorithm 2: SPARQL query for automatic flow update rule. A non-empty result returned by the query denotes the rule has been violated.

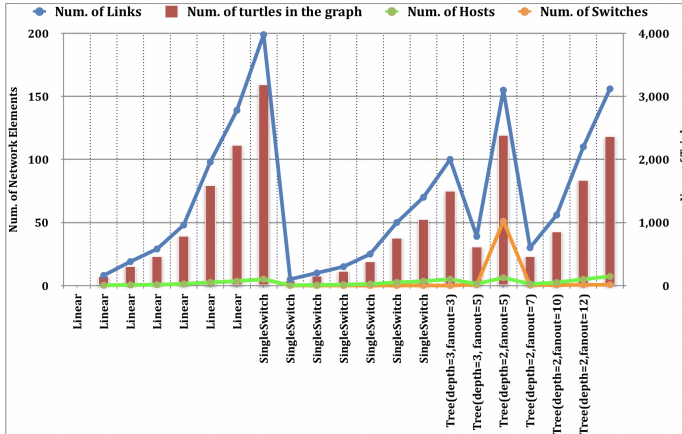


Fig. 4. Execution time of knowledge graph constructor in computer networks with different numbers of hosts, switches, and links.

In the first experiment, we try to evaluate the performance of the knowledge base generator in computer network with the metric of response time. We set up 19 networks with varies scales, range from 6 nodes (single switch, $k=5$) to 1146 nodes (tree topology, depth = 3, fanout = 5), and topologies of linear, single, and tree. The knowledge base generator is run on each network. For each run, we keep record of the start time, end time (defined by time point when the knowledge graph is completely written to the .rdf file), and the number of RDF triples of each knowledge graph generated. The results have been analysed and compared using the metric of response time, as illustrated in Fig. 3 and 4. It is shown in Fig. 3 and 4, the response time grows linearly with the network scale. The slowest response is taken by the network with the most number of nodes. For the networks with different topologies but the same number of nodes, the simpler topology takes less time, e.g., the knowledge base generating speed for a simple switch network with 50 nodes is 0.65 milliseconds faster than the linear network with 50 nodes. It seems both the scale and the topology of the network affects the knowledge base generating efficiency. However, the overhead is acceptable for networks.

In the second experiment, we evaluate the performance of the knowledge base generator in both computer network and WiFi network, with the metric of response time. We created 20 networks with 10 different topologies and scales (for each of topology, e.g., linear topology with 5 hosts, one computer network and one WiFi network are generated). The knowledge base generator is executed on all the networks. In

each run, the start time, end time and the number of RDF triples in the knowledge graph generated are recorded, and the results are shown in Fig. 5. The x-axis denotes the types of network topology, and the y-axis denotes the execution time overhead (defined by end time - start time). The performance results of WiFi networks are illustrated with purple circles, and computer networks with pink circles. The scales of networks are shown by the radius of the circles, varying from a small network with 5 nodes to a large one with more than 1000 nodes. The longest response time, 2.591602s, is taken by the largest network, which has more than 1000 nodes and links. As illustrated in Fig. 5, as similar to these in Fig. 3, the response times of the knowledge base generating for both the computer and WiFi networks increase linearly with the increase in the number of RDF triples generated. However the modeling processes for computer networks with different topologies and scales are generally slower than those of WiFi networks by marginal values. One possible reason is that it is more efficient to operate on WiFi networks than on computer networks in Mininet-WiFi. It is also quite obvious that the modeling process for networks with similar number of RDF triples (those dots with similar sizes) but different topologies differ greatly. This is mainly due to the fact that the single switch topology is much simpler than the other topologies. Thus, it is the topology, rather than the number of RDF triples, that has a decisive effect of the modeling process for knowledge bases.

2) *Evaluation of the Network Management API:* To evaluate the performance of the API, we executed the following methods to demonstrate how the basic network management tasks (such as adding a flow, listing all the flows of a switch) and complex tasks (such as connecting hosts to network, and building a firewall) can be accomplished with a single line command. We compare the performance of SeaNet with Ryu – a leading network management controller.

“add_flow”: Add a flow entry to the flow table in a specific switch.

“dump_all_flows”: List all the flows in a switch.

“connectAll”: Connect all the hosts in a network automatically, the SPARQL query is shown in Algorithm 1.

“buildFirewall”: Build a customised firewall between two or more switches. Block packets between certain hosts, while letting the other hosts under these switches pass.

In the first experiment, we set up a network with a switch “s1”, and add a flow to switch “s1” with the API method “add_flow” and illustrated the results with the method

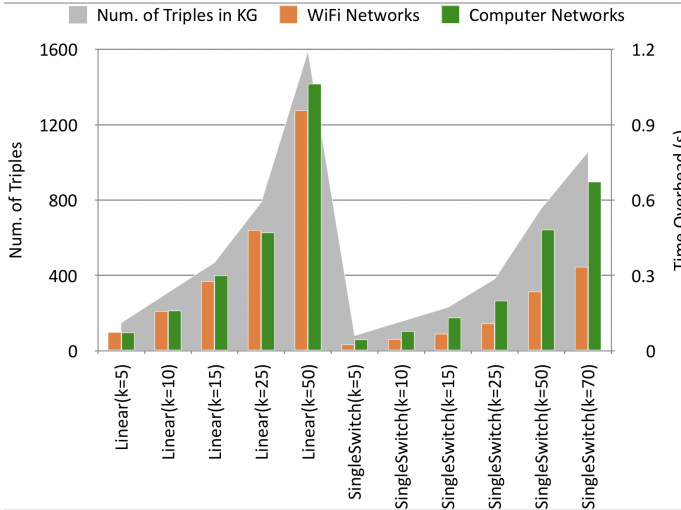


Fig. 5. Time overhead of knowledge base generator and the numbers of RDF triples generated in each knowledge graph, executed on computer networks and WiFi networks with various topology and scales.

“*dump_all_flows*”. Execution results are shown in Fig. 6, in the form of a screenshot.

```
>>> from api.my_ovs_switch_API import switchAPI
>>> a = switchAPI('s1')
>>> r = a.dump_all_flows()
NXST_FLOW reply (xid=0x4):
>>> r = a.add_flow(dl_dst='00:00:00:00:00:01',actions='drop',priority=100)
>>> r = a.dump_all_flows()
NXST_FLOW reply (xid=0x4):
cookie=0x0, duration=15.049s, table=0, n_packets=0, n_bytes=0, idle_age=15,
priority=100,dl_dst=00:00:00:00:00:01 actions=drop
>>>
```

Fig. 6. Screenshot of the execution result of API method “*add_flow*” and “*dump_all_flows*”, which add a flow entry to the flow table in switch “s1”, dropping all the packages with the destination MAC address of “00:00:00:00:00:01”. The execution results of the API method “*dump_all_flows*” show that the flow has been added successfully.

In the second experiment, 20 networks are emulated with various topologies and scales, from simple networks with 5 hosts to large network with 1146 nodes. Two API methods “*connectAll*” and “*buildFirewall*”, and applications provided by Ryu, which accomplishes the same function as “*connectAll*” and “*buildFirewall*”, are executed on each of these networks. The experiment results are analysed with the metrics of the time and operational efficiency, and code length. The results from our method “*connectAll*” and Ryu application “*simple_switch.py*”, and our method “*buildFirewall*” and the corresponding Ryu methods, are both compared. Evaluation results are shown in Fig. 8, 7, 9, and Tables III and IV.

In Fig. 7 and Table III, the method “*connectAll*” is compared with an existing application from Ryu. With “*connectAll*”, all the hosts inside the network are connected with each other, regardless of the network topology and the complexity. The application provided by Ryu, “*simple_switch.py*”, accomplishes the same function. The comparison results in terms of execution time on the same networks is shown in Fig. 7. Although the execution time of the Ryu application is equivalent to our method in small networks (with less than 15 nodes), it experiences immense increase as the network

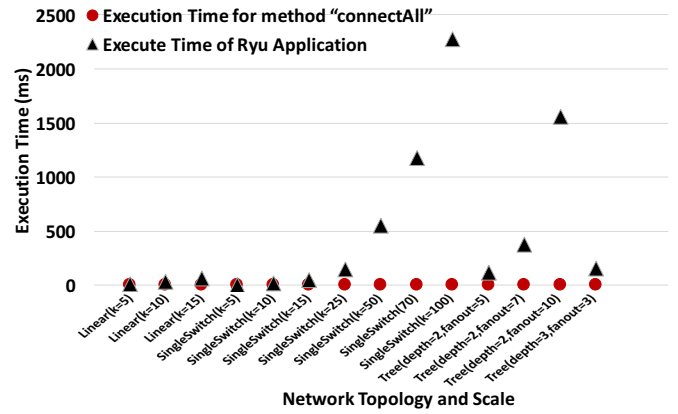


Fig. 7. Execution time of Network Management API method “*connectAll*” and Ryu App with the same function, tested on computer networks with different topologies and scales. A black triangle represents the execution time of Ryu App, and the red dot represents the time of our API method “*connectAll*” on the same network. As shown in the figure, the comparison is quite obvious. Although the times are similar when the network is small (< 15 nodes), it soars as the scale of the networks increase. This phenomenon can be recognized in networks with all kinds of topology. In a single switch network with 100 nodes, our method is very considerably faster in operation than Ryu.

scale grows. The method “*connectAll*”, however, has a stable performance. In large networks where the number of nodes is more than 100, the method “*connectAll*” is almost 500 times more efficient than the corresponding application in Ryu. The code complexity is also compared between “*connectAll*” and Ryu application, as shown in Table III, in terms of code length, code reusability, and code readability. It illustrated that our method saved up to 99.9% execution time compare to the corresponding Ryu application, with only 4% the length of code, and better readability and reusability.

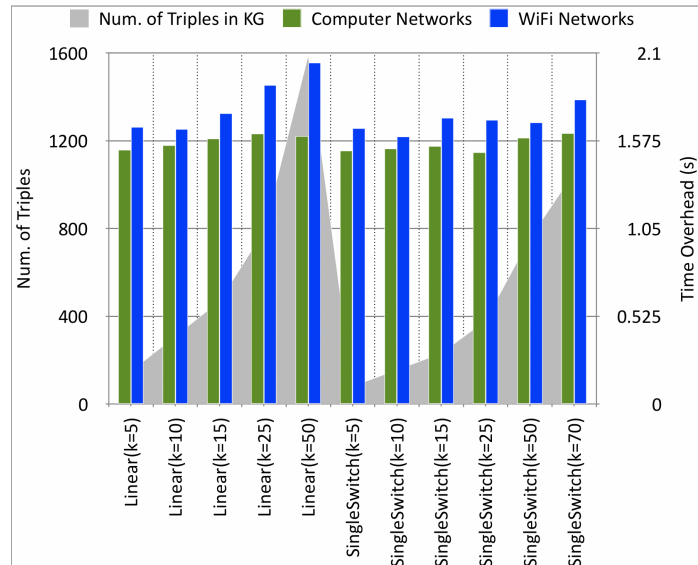


Fig. 8. Time overhead of SeaNet API “*connectAll*” and the numbers of RDF triples in knowledge graph of each network, executed on computer networks and WiFi networks with various topology and scales.

Method “*connectAll*” is also executed both on computer

TABLE III
COMPARISON RESULT OF THE SEANET API “CONNECTALL” AND A RYU APPLICATION WITH THE SAME FUNCTION

	Ryu App “simple_switch.py”	SeaNet API “connectAll”
Number of Lines in the source code	120 lines	5 lines for the query code
Code reusability	Poor. It is not an API, which means it is not reusable.	High. Plug-and-go and reusable.
Code Readability	Poor. Developers have to be quite familiar with Ryu architecture.	Easy API method call hides SPARQL query complexity

TABLE IV
THE COMMANDS FOR BUILDING THE SAME FIREWALL WITH RYU AND SEANET.

Commands required by Ryu	Commands required by SeaNet
<pre> > xterm c0 # ovs-vsctl set Bridge s1 protocols=OpenFlow13 # ryu-manager ryu.app.rest_firewall # curl -X PUT http://localhost:8080/firewall/module/enable/0000000000000001 # curl -X POST -d '{"nw_src":"10.0.0.2/32","nw_dst":"10.0.0.3/32"}' http://localhost:8080/firewall/rules/0000000000000001 # curl -X POST -d '{"nw_src":"10.0.0.3/32","nw_dst":"10.0.0.2/32"}' http://localhost:8080/firewall/rules/0000000000000001 # curl -X POST -d '{"nw_src":"10.0.0.2/32","nw_dst":"10.0.0.3/32","nw_proto":"ICMP","actions":"DENY","priority":"10"}' http://localhost:8080/firewall/rules/0000000000000001 # curl -X POST -d '{"nw_src":"10.0.0.3/32","nw_dst":"10.0.0.2/32","nw_proto":"ICMP","actions":"DENY","priority":"10"}' http://localhost:8080/firewall/rules/0000000000000001 </pre>	<pre> #firewall(s1,s2,host1=h1,host2=h2) </pre>

network and wifi networks with the same scales, the time overhead of each experiment is shown in Fig. 8, together with the size of each knowledge graph generated, in terms of the number of RDF triples in each knowledge graph. In Fig. 8 the grey shadow in the back denotes the scale of each knowledge graph, time overhead of WiFi and computer networks are denoted with color-coded bars in blue and green respectively. It is obvious that the execution time goes almost unrelated with the scale of knowledge graph generated both in WiFi and computer network. Actually, the time overhead is almost unchanged no matter what the scale of the knowledge graph is. It stays less than one seconds in all networks with various scales and topologies.

We also compared the complexity of the “buildFirewall” method with a Ryu application completing the same task, building a customised firewall between any nodes, the results are listed in Table IV. The commands in Ryu are error prone and require specific knowledge of the network and programming to operate, while “buildFirewall” method provided by SeaNet API is simply one line and self-explanatory. The user does not need to be an expert in the network or programming to execute it. The contrasting of technology intensive and technology independent operation is particularly clear.

The scalability of proposed methods are discussed in Fig. 9. The scale of a knowledge base is measured by the number of RDF triples it contains. Two methods “connectAll” and “buildFireWall” are executed on knowledge bases ranging from less than 100 RDF triples to more than 3000. Their execution time is illustrated in Fig. 9. The unit of y-axis is millisecond. From the figure, the advantage of RDF triple based reasoning is evident. The efficient of RDF reasoning are not affected by the scale of RDF triple stores, that is due to the nature of RDF based reasoning which is based

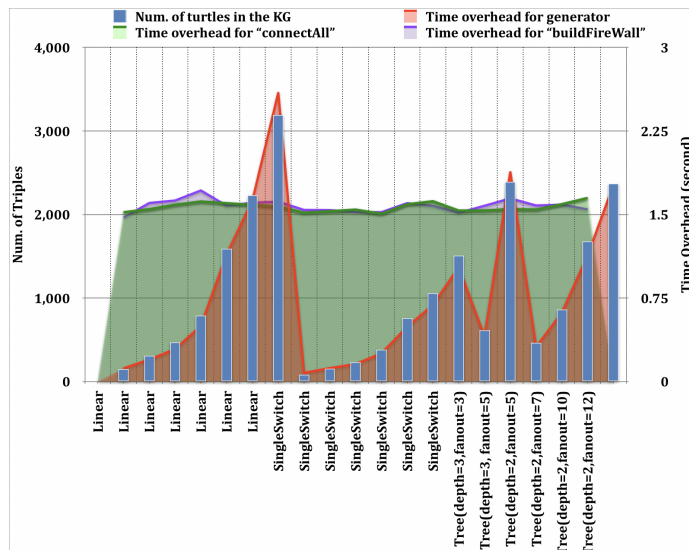


Fig. 9. Execution time of Network Management API method “connectAll” and “buildFireWall”.

on set operations, basic operation like find a value, set-based operation would have time-complexity of $O(1)$ which is not related to the scale of the knowledge base, while in traditional database which is based on list, the complexity is $O(n)$ (n is the number of records).

VI. CONCLUSIONS

In this paper we have taken a humble step towards a knowledge graph based solution for autonomic management – SeaNet. At the heart of this system is a knowledge base for SDNs that use knowledge representation and reasoning

technologies to make autonomic knowledge inference for network management tasks possible. SeaNet consists of three parts, namely the knowledge base generator, the SPARQL engine, and the API. The functions provided by SeaNet have been proven to be able to accomplish some basic but yet labor-intensive and error-prone network management tasks automatically and are scalable. Time overhead for all the functions presented are limited to one second on networks with scale up to more than 1000 nodes. Evaluations have been carried out based on networks with different technologies, topologies and scales. The performance has been analyzed using the metrics of response time, operational efficiency, and code efficiency. It is evident that, benefit from RDF reasoning, SeaNet is able to achieve $O(1)$ time complexity on arbitrary scales of the network while the traditional database query efficiency can achieve $O(\text{nlogn})$ at its best.

REFERENCES

- [1] Z. B. Houidi, "A knowledge-based systems approach to reason about networking," in *HotNet*. ACM, 2016, pp. 22–28.
- [2] R. Quinn, J. Kunz, A. Syed, J. Breen, S. Kasera, R. Ricci, and J. V. der Merwe, "Knownet: Towards a knowledge plane for enterprise network management," in *IEEE NOMS*, 2017, pp. 249–256.
- [3] A. Wang, X. Mei, J. Croft, M. Caesar, and B. Godfrey, "Ravel: A database-defined network," in *SOSR*, 2016, pp. 1–7.
- [4] E. Rojas, "From software-defined to human-defined networking: Challenges and opportunities," *IEEE Network*, vol. 32, no. 1, pp. 179–185, 2018.
- [5] A. Mestres, A. Rodriguez-Natal, J. Carner, P. Barlet-Ros, E. Alarcón, M. Solé, M.-M. Victor, M. David, B. Sharon, M. J. Hibbett, G. Estrada, K. Máruf, F. Coras, V. Ermagan, H. Latapie, C. Cassar, J. Evans, F. Maino, J. Walrand, and A. Cabellos, "Knowledge-defined networking," *ACM SIGCOMM Computer Communication Review*, vol. 47, no. 3, pp. 2–10, 2017.
- [6] O. L. Barakat, D. Koll, and X. Fu, "Gavel: Software-defined network control with graph databases," *2017 20th Conference on Innovations in Clouds, Internet and Networks (ICIN)*, pp. 279–286, 2017.
- [7] S. Shenker, M. Casado, T. Koponen, N. McKeown *et al.*, "The future of networking, and the past of protocols," *Open Networking Summit*, vol. 20, 2011.
- [8] T. D. P. C. De Souza, C. E. Rothenberg, M. A. S. Santos, and L. B. De Paula, "Towards semantic network models via graph databases for sdn applications," in *EWSDN*. IEEE, 2015, pp. 49–54.
- [9] J. Strassner, N. Agoulmine, and E. Lehtihet, "Focale: A novel autonomic networking architecture." LAACS, 2007.
- [10] J. Strassner, J. N. De Souza, S. Van der Meer, S. Davy, K. Barrett, D. Raymer, and S. Samudrala, "The design of a new policy model to support ontology-driven reasoning for autonomic networking," *J. Netw. Sys. Manage.*, vol. 17, no. 1-2, pp. 5–32, 2009.
- [11] N. Samaan and A. Karmouch., "Towards autonomic network management: an analysis of current and future research directions," *IEEE Communications Surveys & Tutorials*, vol. 11, no. 3, 2009.
- [12] R. Raghavendra, J. Lobo, and K.-W. Lee, "Dynamic graph query primitives for sdn-based cloud network management," in *Sigcomm*. ACM, 2012, pp. 97–102.
- [13] J. E. L. De Vergara, A. Guerrero, V. A. Villagrà, and J. Berrocal, "Ontology-based network management: study cases and lessons learned," *J. Netw. Sys. Manage.*, vol. 17, no. 3, pp. 234–254, 2009.
- [14] G. Antoniou and F. Van Harmelen, *A semantic web primer*. MIT press, 2004.
- [15] J. E. L. de Vergara, V. A. Villagrà, J. Berrocal, J. I. Asensiot, and R. Pignaton, "Semantic management: application of ontologies for the integration of management information models," in *Integrated Network Management VIII*. Springer, 2003, pp. 131–134.
- [16] J. E. L. de Vergara, V. A. Villagrà, C. Fadón, J. M. González, J. A. Lozano, and M. Álvarez-Campana, "An autonomic approach to offer services in osgi-based home gateways," *Computer Communications*, vol. 31, no. 13, pp. 3049–3058, 2008.
- [17] O. L. Barakat, D. Koll, and X. Fu, "Gavel: A fast and easy-to-use plain data representation for software-defined networks," *IEEE Transactions on Network and Service Management*, vol. 16, pp. 606–617, 2019.
- [18] J. Lozano, A. Castro, J. González, J. López de Vergara, V. Villagrà, and V. Olmedo, "Autonomic provisioning model for digital home services," *Modelling Autonomic Communications Environments*, pp. 114–119, 2008.
- [19] J. E. L. de Vergara, E. Vázquez, and J. Guerra, "Security policy instantiation to react to network attacks—an ontology-based approach using owl and swrl." in *SECRYPT*, 2008, pp. 78–83.
- [20] J. E. López de Vergara, J. Aracil, J. Martínez, A. Salvador, and J. A. Hernández, "Application of ontologies for the integration of network monitoring platforms," in *EWMMFI*, 2008.
- [21] A. Westerinen, J. Schnizlein, J. Strassner, M. Scherling, B. Quinn, S. Herzog, A. Huynh, M. Carlson, J. Perry, and S. Waldbusser, "Terminology for policy-based management," *IETF RFC 3198*, 2001.
- [22] B. Moore, E. Ellesson, J. Strassner, and A. Westerinen, "Policy core information model – version 1 specification," *IETF RFC 3060*, 2001.
- [23] A. K. Y. Wong, P. Ray, N. Parameswaran, and J. Strassner, "Ontology mapping for the interoperability problem in network management," *JSAC*, vol. 23, no. 10, pp. 2058–2068, 2005.
- [24] Q. Zhou, "Ontology-driven knowledge based autonomic management for telecommunication networks Theory, implementation, and applications," *Ph.D thesis*, 2018.
- [25] D. Kanelopoulos, *Ontology-based network management for autonomic communications*. IGI Global, 2009.
- [26] R. Ohshima, S. Kawaguchi, O. Kamatani, O. Akashi, K. Kaneko, and F. Teraoka, "Construction of routing information knowledge base towards wide area network

management.” ACM International Conference on Future Internet, June 2015, pp. 76–83.

- [27] J. Strassner, *Policy-based network management: solutions for the next generation*. Morgan Kaufmann, 2003.
- [28] J. Strassner, S. van der Meer, D. O’Sullivan, and S. Dobson, “The use of context-aware policies and ontologies to facilitate business-aware network management,” *J. Netw. Sys. Manage.*, vol. 17, no. 3, pp. 255–284, 2009.
- [29] D. Xiao and H. Xu, “An integration of ontology-based and policy-based network management for automation,” in *CIMCA & IAWTIC*. IEEE, 2006, pp. 27–27.
- [30] Q. Zhou, A. J. G. Gray, and S. McLaughlin, “Toco: An ontology for representing hybrid telecommunication networks,” in *ESWC*, 2019, pp. 507–522.
- [31] C. Villalonga, M. Strohbach, N. Snoeck, M. Sutterer, M. Belaunde, E. Kovacs, A. Zhdanova, L. Goix, and O. Droegehorn, “Mobile ontology: Towards a standardized semantic model for the mobile domain,” in *ICSOC*. Springer, 2009, pp. 248–257.