

# Federated Noisy Client Learning

Li Li<sup>1,\*</sup>, Liang Gao<sup>2,\*</sup>, Huazhu Fu<sup>3,†</sup>, Bo Han<sup>4</sup>, Cheng-Zhong Xu<sup>1</sup>, Ling Shao<sup>5</sup>  
<sup>1</sup> University of Macau.

<sup>2</sup> National University of Defense Technology, China.

<sup>3</sup> Institute of High Performance Computing, A\*STAR, Singapore.

<sup>4</sup> Department of Computer Science, Hong Kong Baptist University.

<sup>5</sup> Inception Institute of Artificial Intelligence, UAE.

## Abstract

Federated learning (FL) collaboratively aggregates a shared global model depending on multiple local clients, while keeping the training data decentralized in order to preserve data privacy. However, standard FL methods ignore the noisy client issue, which may harm the overall performance of the aggregated model. In this paper, we first analyze the noisy client statement, and then model noisy clients with different noise distributions (e.g., Bernoulli and truncated Gaussian distributions). To learn with noisy clients, we propose a simple yet effective FL framework, named Federated Noisy Client Learning (Fed-NCL), which is a plug-and-play algorithm and contains two main components: a data quality measurement (DQM) to dynamically quantify the data quality of each participating client, and a noise robust aggregation (NRA) to adaptively aggregate the local models of each client by jointly considering the amount of local training data and the data quality of each client. Our Fed-NCL can be easily applied in any standard FL workflow to handle the noisy client issue. Experimental results on various datasets demonstrate that our algorithm boosts the performances of different state-of-the-art systems with noisy clients.

## 1. Introduction

Local clients, such as personal devices, financial institutions, or hospitals, have access to a wealth of private data. However, due to data privacy concerns, security limitations, and device availability, it is impractical to store or access all the data from the local clients at the server center and conduct centralized training. To ensure data privacy in the learning procedure, federated learning (FL) was recently proposed as a workflow that enables local clients to col-

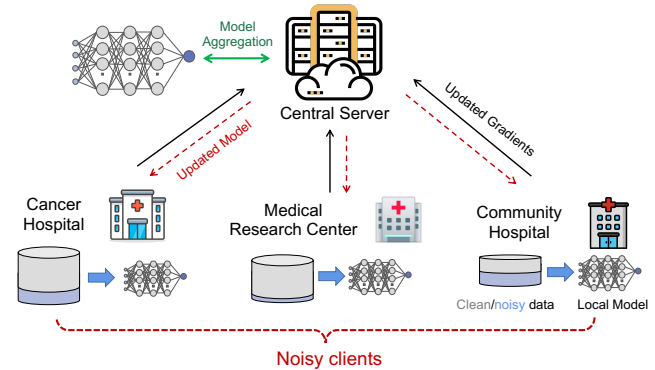


Figure 1. A typical FL architecture over server-client infrastructures, where the central server aggregates the local gradient updates from clients, keeping the local training data decentralized. It is difficult to guarantee that the data collected from different institutions are clean. Different from noisy label learning, the noisy client learning focuses on the global noisy client distribution.

laboratively train a shared global model without sharing local private data [14, 15, 17, 39]. As shown in Fig. 1, the typical FL workflow usually includes two main stages: 1) the client performs local training independently based on its local data, and the trained model is sent back to a central server, 2) the central server then aggregates the local gradient updates and generates the global model. This process iterates until a certain accuracy level of the learning model is reached. In this way, an accurate predictive model can be obtained while the user data privacy is effectively protected, as the local training data are not accessed directly. Thus, FL has been widely adopted to support different application scenarios with high requirements of data security and privacy, such as smart retailers collecting user purchasing records [28, 36], hospitals containing a multitude of patient data for predictive health care [19, 30, 38] and financial institutions storing highly personal data for risk prediction [5].

Despite all its promise, one critical obstacle exists for FL to be viable in real-world scenarios. In general, the performance of machine learning highly depends on the

\*Li Li and Liang Gao are equal contributions.

†Corresponding author: Huazhu Fu (hzfu@ieee.org).

data quality of the participating clients [27, 43, 46]. However, carefully labeled data are usually expensive and time-consuming to collect. The data annotation process is also extremely complex even for experienced people. It is difficult to guarantee that the labels of a large amount of data will be clean, as it is impossible to annotate all the data perfectly. Training with noisy data (*e.g.*, feature noise and label noise) reduces the generalization performance of deep learning model, since the networks can easily overfit on corrupted data [2, 45]. The noisy data issue is even more serious in a FL setting, which collaboratively aggregates the global models depending on a large number of clients during the overall training process. The clients usually have entirely different standards for collecting their local data, and may contain some non-expert and uncertain sources. The use of these noisy clients often results in unreliable labels and harms the global aggregated model. Unfortunately, standard FL aggregation methods, *e.g.*, FedAvg [23] and FedProx [18], ignore the noisy client issue and develop the global model directly based on the trained model from each participating client. Thus, the overall performance of FL can be negatively impacted by the noisy clients.

Recently, many machine learning (ML) techniques have been developed to handle noisy data [7, 33]. The state-of-the-art noisy learning methods have shown significant improvement by re-weighting training samples [21, 24], or applying a disagreement constraint between different networks/training strategies [10, 13, 22]. However, these noisy learning methods cannot be applied in FL workflow directly. First, the local training data is inaccessible to the central server. Thus, it cannot remove/re-weight the noisy data during the global model aggregation. Second, different from the single dataset in standard ML, FL has several independent local clients, which have different noisy data distributions. This makes it difficult to estimate the unified noise transition matrix used in noisy learning methods [21, 24]. Third, some clients (*e.g.*, battery-powered mobile devices) in FL may have limited computing resources, so that the specific noise adaptation layer [8] or additional collaborative network [10] cannot be satisfied. **Hence, achieving robust federated learning in the presence of noisy clients is an unsolved challenge.**

In this paper, we explore the possibility of making FL robust to clients with different data qualities. In order to make FL practical, we first analyze the problem statement of noisy client in FL<sup>1</sup>, and model the noisy client scenario with different noise distributions. Then a novel Federated Noisy Client Learning (Fed-NCL) algorithm is proposed, which effectively considers the noise level of each participating client and intelligently conducts model aggregation

<sup>1</sup>In generally, there are two types of noise as: feature and label noises [7]. Here, we only consider the label noise case, because the feature noise could be treated with the similar way.

accordingly. In our Fed-NCL, a data-quality measurement (DQM) is introduced to estimate the noise level in each client, while a noise robust aggregation (NRA) is designed to aggregate the feedback model from each client by jointly considering the data size and data quality. Our Fed-NCL is a plug-and-play algorithm and can be utilized in any standard FL workflow to alleviate the interference from noisy clients. In summary, the main contributions of this paper are as follows:

- We make the observation that the noisy data existing in participating clients can negatively impact the convergence and performance of the aggregated global model in FL. Consequently, we study the noisy client issue with different distributions (*e.g.*, Bernoulli and truncated Gaussian distributions) providing a more complete understanding.
- We propose a lightweight yet effective algorithm, Fed-NCL, to dynamically quantify the data quality of each participating client and adaptively aggregate the local models accordingly.
- We develop a data quality measurement and a noise robust aggregation in our Fed-NCL, jointly considering the amount of training data and corresponding data noise in each participating client. These modules are plug-and-play and can be directly implemented in any standard FL workflow without extensive re-implementation.
- Experimental results on various datasets demonstrate that our algorithm can boost the robustness and performances of different deep learning backbones in FL systems against noisy clients.

## 2. Related Works

### 2.1. Federated Learning

In order to leverage large amount of data located in a decentralized manner to train various deep learning models while preserving data privacy, FL has attracted significant attention [3, 4, 16, 23, 25, 32, 34, 37]. Konecny *et al.* [16] proposed to improve the communication efficiency in FL with two schemes, including a sketched update and structured update, to reduce the uplink communication cost during the learning process. McMahan *et al.* [23] designed a practical approach for the FL of deep networks based on iterative model averaging. Bonawitz *et al.* [4] designed a communication-efficient, failure-robust protocol for secure aggregation of high-dimensional data. Sprague *et al.* [34] proposed a new asynchronous federated learning algorithm and investigate its convergence rate when distributed across different participating clients with hard data constrains. Moreover, Bonawitz *et al.* [3] built a salable production system for FL in the domain of mobile devices.

Smith *et al.* [32] proposed a system-aware optimization approach to address the issues of fault tolerance, high communication cost and stragglers, in the scenario of federated learning. Wang *et al.* [37] analyzed the convergence bound of distributed gradient descent from a theoretical perspective and designed an adaptive control algorithm in order to determine the trade-off between local update and global parameter aggregation to minimize the loss function under a given resource budget. In summary, existing research related to FL mainly focuses on the following three aspects: 1) improving the communication efficiency, 2) addressing the security issue in the overall learning process, and 3) theoretically investigating the convergence under different scenarios. However, mitigating the impact of noisy client in FL has not been well studied in previous works.

## 2.2. Deep Learning with Noisy Label

Several methods have been designed to mitigate the impact of noisy data in deep learning [7, 8, 10, 13, 21, 22, 24, 33]. Goldberger *et al.* [8] proposed to model the data noise with an additional softmax layer during the training process. Liu *et al.* [24] re-weighted the importance of the training samples in order to reduce the impact of noisy labels. Jiang *et al.* [13] designed a collaborative learning framework (MentorNet) to introduce a pre-trained mentor network that directs the training process. In addition, Han *et al.* [10] also proposed to maintain two networks, where each network selects the training samples that have a small loss and passes them as input to its peer network to continue the training process. However, these existing approaches cannot be directly adopted in FL scenarios for the following two reasons. First, in order to preserve data privacy, the central server cannot access the raw training data located on each client. Second, the computational overhead caused by introducing an extra network in the training process can highly impact the energy efficiency and user experience for battery-powered clients in FL (*e.g.*, smartphones and wearable devices).

## 3. Problem Statement

Several label noise distributions have been effectively modeled for standard ML [7, 9, 29], *e.g.*, uniform or non-uniform random label noise. However, the noise scenario in FL is different from the label noise in standard ML, on account of two aspects. First, the noise modeling of standard ML only focuses on a single training dataset, while FL has multiple clients with their own private datasets. Second, different from the noise distribution in a single dataset, we focus on the noise distribution among all the clients, which we refer to as *noisy clients*. In this section, we present the problem statement of federated learning with noisy clients, and model the noisy clients with different distributions.

### 3.1. Federated Learning with Noisy Client

In this paper, we consider the  $K$ -class image classification, which is a representative supervised learning task and can be formulated to learn the mapping function  $f(x; \Theta)$  from a set of training examples  $D = \{(x_i, y_i)\}_{i=1}^N$  with  $y_i \in \{0, 1\}^K$  being the ground-truth label in a one-shot manner corresponding to  $x_i$ . In deep learning,  $f(x; \Theta)$  is a network and  $\Theta$  represents the model parameters. The parameter  $\Theta$  minimizes the empirical risk  $\mathcal{R}(f)$ , as:

$$\mathcal{R}(f) = \sum_{(x_i, y_i) \in D} l(f(x_i; \Theta), y_i), \quad (1)$$

where  $l(\cdot)$  is a loss function (*e.g.*, cross-entropy loss or mean squared error).

In the FL workflow, as data labels are corrupted in the training data of the participating clients, we aim to train the model from noisy clients. Specifically, a certain client  $c$  is provided with a noisy training dataset  $\tilde{D}^c = \{(x_i^c, \tilde{y}_i^c)\}_{i=1}^N$ , where  $\tilde{y}_i^c$  is a noisy label. Hence, following the standard training procedure, a mini-batch  $\mathcal{B}_t^c = \{(x_i^c, \tilde{y}_i^c)\}_{i=1}^b$  comprising  $b$  samples is obtained randomly from the noisy training dataset  $\tilde{D}^c$  of client  $c$  at time  $t$ . Subsequently, the local model parameter  $\Theta_t^c$  of client  $c$  at time  $t$  is updated along the descent direction of the empirical risk on mini-batch  $\mathcal{B}_t^c$ :

$$\Theta_{t+1}^c = \Theta_t^c - \eta^c \nabla \left[ \sum_{(x_i^c, \tilde{y}_i^c) \in \mathcal{B}_t^c} l(f(x_i^c; \Theta_t^c), \tilde{y}_i^c) \right], \quad (2)$$

where  $\eta^c$  is a learning specified learning rate in client  $c$ . Thus, the risk minimization process is no longer noise-tolerant because of the loss computed by the noisy labels in the local training process for the noisy clients.

In a training round, participating clients send their updated model parameters to the central server after completing the local training. The central server then aggregates the global model  $\Theta^G$  by federated averaging [23], as:

$$\Theta^G = \frac{1}{C} \sum_{c=1}^C \Theta^c, \quad (3)$$

where  $C$  represents the total amount of local clients in the current training round, and  $\Theta^c$  represents the model parameter of client  $c$  in the current training round. However, some of the participating clients are noisy clients, which means that some of the local models have memorized corrupted labels. Thus, directly aggregating these models using Eq. 3 leads the update of the global model to a divergent direction, and the generalization of the global model will degenerate correspondingly. Hence, mitigating the negative effects of noisy clients is critical to make federated learning viable in practice.

### 3.2. Modeling Noisy Client

In this section, we discuss how to model the noisy client scenario with two distributions, *i.e.*, Bernoulli and truncated

Gaussian distributions.

**Case 1: Bernoulli Distribution.** In this case, we use Bernoulli distribution to model the noisy clients across the participants in a federation. The Bernoulli distribution is a discrete distribution having two possible outcomes labeled by  $n = 0$  and  $n = 1$ , in which  $n = 1$  (the training data of a specific client are clean) occurs with probability  $p$  and  $n = 0$  (the training data of a specific client are noisy) occurs with probability  $q = 1 - p$ , where  $0 < p < 1$ . The probability density function  $P_B$  is represented as follow:

$$P_B(n) = p^n(1 - p)^{1-n}. \quad (4)$$

It is important to note that, in this case, we assume that if a client is a noisy client ( $n = 0$ ), the labels of all the training data within it are corrupted (e.g., some sensors on certain mobile clients malfunction and generate corrupted training data). Otherwise if a client is a clean client ( $n = 1$ ), the labels of all the training data have true labels. For the reason that whether the data collection component in client (e.g., sensors on mobile devices) malfunctions or not is entirely independent from each other and follows the Bernoulli process, thus Bernoulli distribution [26] is adopted in this case.

**Case 2: Truncated Gaussian Distribution.** In this case, the local training data of all the clients in federated learning may have labels corrupted to different degrees (e.g., different hospitals may collect data with various qualities). We use a truncated Gaussian distribution [12] to model the percentage of corrupted labels within the training data across different clients. Specifically, the truncated normal distribution is derived from a normally distributed random variable by giving the random variable a lower and upper bound. Specifically, suppose  $X$  has a normal distribution with mean  $\mu$  and variance  $\sigma^2$  and lies between  $(a, b)$ . Then  $X$  follows a truncated normal distribution conditioned on  $a < X < b$ . The probability density function  $P_G$ , for  $a \leq x \leq b$  can be represented as follows:

$$P_G(x; \mu, \sigma, a, b) = \frac{1}{\sigma} \frac{\phi(\frac{x-\mu}{\sigma})}{\Phi(\frac{b-\mu}{\sigma}) - \Phi(\frac{a-\mu}{\sigma})}, \quad (5)$$

where  $\phi(\cdot)$  is the probability density function of the standard normal distribution, and  $\Phi(\cdot)$  is its cumulative distribution function.  $x$  is defined as the noise degree for a certain client, which can be represented as  $x = \frac{n_{noise}}{n_{clean} + n_{noise}}$ .  $n_{noise}$  is the amount of noisy data, while  $n_{clean}$  represents the amount of clean data within a certain client. Moreover,  $x$  is bounded between 0 and 1.

**A Real-World Example.** We now use a real-world example (training VGG16 [31] on CIFAR10 [1]) to show how the noisy clients impact the performance of federated learning. Because the original dataset is clean, we manually corrupt it with an approach named symmetric noise [33]. Specifically, the true label is corrupted by a label transition matrix  $T$ ,

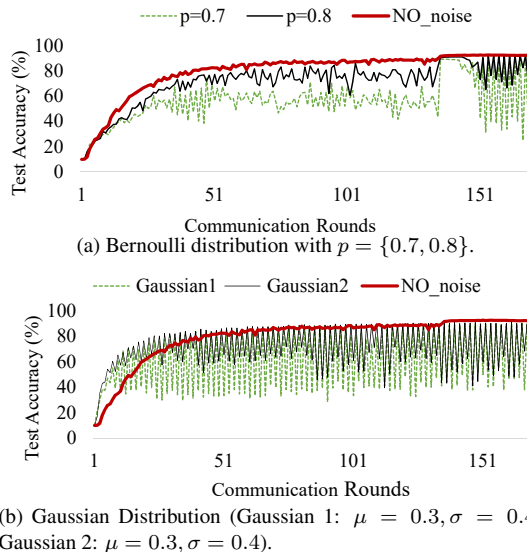


Figure 2. The performances of VGG16 on CIFAR10 with different noisy client distribution.

where  $T_{ij} := p(\tilde{y} = j | y = i)$  is the probability of the true label  $i$  being flipped into a corrupted label  $j$ . The true labels are flipped into other labels with equal probability. Fig. 2 shows the test accuracy versus the communication rounds for VGG16 on CIFAR10 in the above two cases:

1) *Bernoulli distribution:* For noisy clients following the Bernoulli distribution, we test two different scenarios:  $p = 0.7$  and  $p = 0.8$ . Fig. 2a shows the test accuracy with different communication rounds. As can be seen, the training process can smoothly converge in a few communication rounds (e.g., before round 150 in this case). However, the convergence process slows down prominently when  $p = 0.8$  (20% of the clients are noisy clients). In addition, the situation gets even worse when the percentage of noisy clients increases (e.g.,  $p = 0.7$ ). This is because the local models located at the noisy client try to memorize the corrupted data in the local training process. In addition, during the model aggregation process, these local models will guide the update of the collaborative model in a divergent direction.

2) *Truncated Gaussian distribution:* For noisy clients following the truncated Gaussian distribution, we test the following two scenarios: ( $\mu = 0.3, \sigma = 0.45$ ) and ( $\mu = 0.3, \sigma = 0.4$ ). Fig. 2b represents the test accuracy during the overall training process. As can be seen, the truncated Gaussian distributed noisy clients also negatively impact the federated learning process. Moreover, we can notice that impact increases as the standard deviation of the distribution increases.

In summary, the current federated learning workflow is not robust to noisy clients. The model convergence, convergence rate and accuracy can all be negatively impacted by

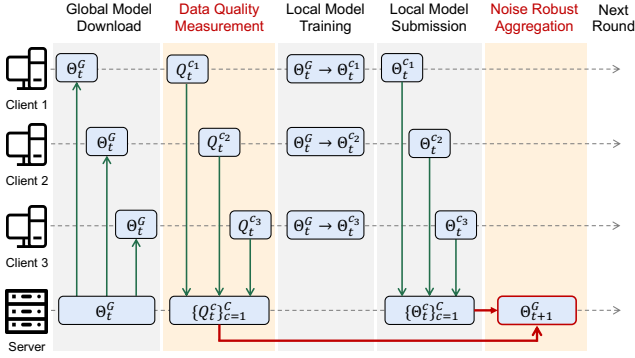


Figure 3. The workflow of our Fed-NCL, where two plug-and-play modules, *e.g.*, data quality measurement (DQM) and noise robust aggregation (NRA), are embedded in the standard FL workflow to intelligently mitigate the impact of noisy clients.

the noisy clients. However, noisy clients commonly exist in different real-world application scenarios. In order to make federated learning viable in practice, a framework that is robust to noisy clients is urgently required.

#### 4. Federated Noisy Client Learning

According to the discussion in Sec. 3.1, directly aggregating the local model trained from noisy clients may harm the update of the global model. Hence, mitigating the negative effect of noisy clients is critical. There are two main technical challenges for FL with noisy clients: 1) *how to quantify the data quality of each participating client*, and 2) *how to conduct model aggregation in order to effectively mitigate the impact of noisy client*. In this section, we present the details of our Federated Noisy Client Learning (Fed-NCL), which intelligently mitigates the impact of noisy clients during the overall FL process. Fig. 3 shows the workflow of our Fed-NCL. In contrast to the standard FL workflow, we introduce two plug-and-play modules, *e.g.*, data quality measurement (DQM) and noise robust aggregation (NRA), to handle noisy clients. Our Fed-NCL contains the following main steps. First, at the initialization stage of each training round, the central server selects a set of clients to participate in the training process. The selected clients then download the current global model state (*e.g.*, current model parameters  $\Theta_t^G$ ). After receiving the current global model state, each client analyzes the noise of its local training data and generates a data quality coefficient. Then, it conducts the local training process based on the global state and its local training dataset for a specific number of training epochs. After completing the local training process, each participated client sends the model updates and the corresponding data quality coefficient back to the central server. The central server then aggregates the updates from each client by jointly considering the data size and data quality. The whole process iterates until the collaborative model converges.

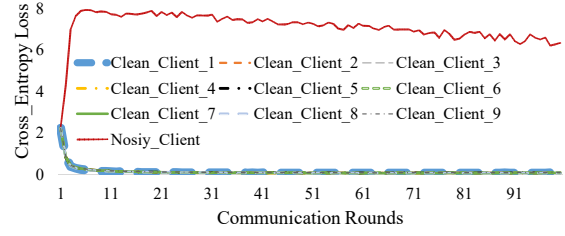


Figure 4. Cross-Entropy (CE) loss for Lenet5. FL process on MNIST dataset with nine clean clients and one noisy client.

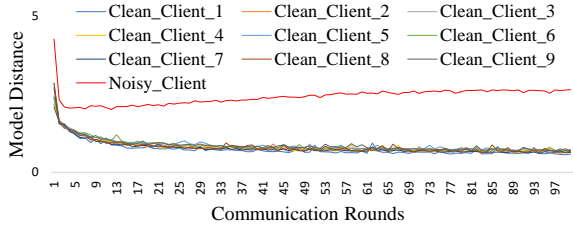


Figure 5. Model distance between the global model and corresponding local model on each client.

#### 4.1. Data Quality Measurement

DQM is proposed to estimate the data quality of the training data on a specific client. Specifically, we consider the problem of  $k$ -class classification using common deep networks with a softmax output layer. Given a noisy local validation dataset  $\tilde{V} = \{(x_i, \tilde{y}_i)\}_{i=1}^N$ , the deep classification model is denoted by  $f(x; \Theta_t^G)$ . In this paper, we design the following two metrics to effectively measure the data quality of each client including: 1) cross-entropy loss based DQM and 2) model distance based DQM.

**Cross-Entropy based DQM.** For this metric, cross-entropy (CE) loss of the local training data on the collaborative model is used to estimate the local data quality. The local data quality of client  $c$  at time  $t$  is calculated as:

$$Q_t^{cCE} = \frac{1}{N} \sum_{i=1}^N \sum_{j=1}^k \tilde{y}_{ij} \log f_j(x_i; \Theta_t^G), \quad (6)$$

where  $\Theta_t^G$  is the set of parameters of the global model in the current training round  $t$ , and  $\tilde{y}_{ij}$  corresponds to the  $j$ -th element of the one-hot noisy label of the sample.

**Model Distance based DQM.** For this metric, the distance between each local model and the aggregated global model is used to measure the data quality of the corresponding client. The local data quality of client  $c$  at time  $t$  is calculated as:

$$Q_t^{cDis} = \sqrt{|\Theta_t^{G-Avg} - \Theta_t^c|^2}, \quad (7)$$

where  $\Theta_t^{G-Avg}$  represents the set of parameters of the aggregated global model with model averaging [23] in the current training round  $t$ , while  $\Theta_t^c$  is the set of parameters of the local model on client  $c$ .

Fig. 4 gives an example to motivate our CE loss based data quality estimation. We set ten clients to participate in

the FL process. One of them is a noisy client, in which all the training data are corrupted. We measure the CE loss of the client’s local training data compared with the updated global model at the beginning of each training round for Lenet5 [6] on MNIST [40] dataset. The x-axis represents different training rounds while the y-axis represents the corresponding measured CE loss. It can be observed that, as the training proceeds, the CE loss of the clean client keeps decreasing. However, the CE loss of the noisy client remains at a high level. This is because of the following two reasons. First, since the training data on the noisy client are corrupted, they are usually difficult to classify. Second, the collaborative model usually converges in the same direction as the majority of local models. Thus, the CE loss is a simple and effective approach to quantify the data quality of each client in a FL setting. Fig. 5 shows the model distance between the global model and the local model on each client in the same experiment scenario. The similar result can be observed. As the training proceeds, the local model of a clean client and the updated global model has a small distance. However, the distance between the noisy client’s local model and the global model keeps at a high level. Thus, model distance is another effective metric to quantify the data quality in FL.

## 4.2. Noise Robust Aggregation.

NRA is designed to mitigate the impact of noisy client on the collaboratively shared model during the model aggregation process. Specifically, after completing the local training process, each client sends the following information to the central server: 1) data quality  $Q_t^c$  ( $Q_t^{cCE}$  and  $Q_t^{cDis}$ ) of participating client  $c$  in the current training round  $t$  (the output of the DQM component represented in Eq. 6), 2) the amount of training data  $N^c$  on client  $c$ , and 3) trained local model  $\Theta_t^c$ . According to the training data distribution on different clients, we first calculate the data size distribution  $D_S^c$  and noise distribution for each client  $c$  from two perspectives ( $D_N^{cCE}$  and  $D_N^{cDis}$ ) as:

$$D_S^c = \frac{N^c}{\sum_{c=1}^C N^c}, D_N^{cDis} = \frac{\frac{1}{Q_t^{cDis}}}{\sum_{c=1}^C \frac{1}{Q_t^c}}, D_N^{cCE} = \frac{\frac{1}{Q_t^{cCE}}}{\sum_{c=1}^C \frac{1}{Q_t^c}}, \quad (8)$$

where  $C$  denotes the number of clients. Then, we compute a weighted sum to consider these three factors as:

$$w^c = \frac{e^{h^c}}{\sum_{c=1}^C e^{h^c}}, \text{ with } h^c = D_S^c + \alpha * D_N^{cCE} + \beta * D_N^{cDis}, \quad (9)$$

where  $\alpha$  and  $\beta$  are the hyperparameters to control the impact of the amount of training data and the data quality of each client from two different perspectives. If  $\alpha = \beta = 0$ , the algorithm will degrade to standard FL. Finally, we perform the weighted aggregation of the local models and update the global model as:

$$\Theta_{t+1}^G \leftarrow \sum_{c=1}^C w^c \Theta_t^c, \quad (10)$$

where  $\Theta_{t+1}^G$  represents the parameters of the aggregated global model and  $\Theta_t^c$  denotes the parameters received from client  $c$  after the local training round  $t$ . In the aggregation process, the weight of a local model is inversely proportional to its loss of training data based on the global model in the previous training round and the distance between the local model and updated global model. Thus, as the training proceeds, the global model will update in the direction that the clean clients guide it to.

## 4.3. Convergence

Our method adapts the aggregated weights  $w^c$  in Eq. 10, which makes it have a larger variance than in FedAvg. This, therefore, implies that the convergence property of our Fed-NCL is similar to FedAvg in [20]. We make the standard assumptions on function  $f^c$  as:

**Assumption 1.**  $f^c$  is  $L$ -smooth: for all  $\Theta$  and  $\Theta'$ ,  $f^c(\Theta) \leq f^c(\Theta') + (\Theta - \Theta')^T \nabla f^c(\Theta') + \frac{L}{2} \|\Theta - \Theta'\|_2^2$ .

**Assumption 2.**  $f^c$  is  $\mu$ -strongly convex: for all  $\Theta$  and  $\Theta'$ ,  $f^c(\Theta) \geq f^c(\Theta') + (\Theta - \Theta')^T \nabla f^c(\Theta') + \frac{\mu}{2} \|\Theta - \Theta'\|_2^2$ .

Simultaneously, another two assumptions are as [35, 42]:

**Assumption 3.** Let  $\xi_t^c$  be sampled from the  $c$ -th client’s local data uniformly at random. The variance of stochastic gradients in each client is bounded:  $\mathbb{E} \|\nabla f^c(\xi_t^c, \Theta_t^c) - \nabla f^c(\Theta_t^c)\|^2 \leq \sigma_c^2$  for all  $k$ .

**Assumption 4.** The expected squared norm of stochastic gradients is uniformly bounded, i.e.,  $\mathbb{E} \|\nabla f^c(\xi_t^c, \Theta_t^c)\|^2 \leq G$  for all  $k$  and  $t$ .

With Assumption 1 to 4, our Fed-NCL satisfies:

$$\mathbb{E}[\mathcal{R}(\Theta_t)] - \mathcal{R}^* \leq \frac{2L/\mu}{\gamma + T} \left( \frac{B}{\mu} + 2L \|\Theta_0 - \Theta^*\|^2 \right), \quad (11)$$

where

$$B = \sum_c (w^c)^2 (\sigma^c)^2 + 6L\Gamma + 8(E - 1)^2 G^2, \quad (12)$$

$\mathcal{R}^*$  is the minimum values of  $\mathcal{R}$ ,  $\gamma = \max\{8L/\mu, E\}$ ,  $E$  is the number of local iterations,  $T$  is total number of iterations,  $\Gamma = \mathcal{R}^* - \sum_c w^c \mathcal{R}^{c*}$  for quantifying the degree of non-iid. Moreover, similar to FedAvg, our Fed-NCL converges to the global optimum at a rate of  $O(1/T)$  for strongly convex and smooth functions and non-iid data.

## 5. Experiments

### 5.1. Experimental Setup

**Datasets and Models.** We conduct experiments based on three datasets: 1) MNIST [40], 2) FASIONMNIST [44] 3) CIFAR10 [1], which are widely used for the evaluation of noisy labels in previous researches [10]. In our experiment,

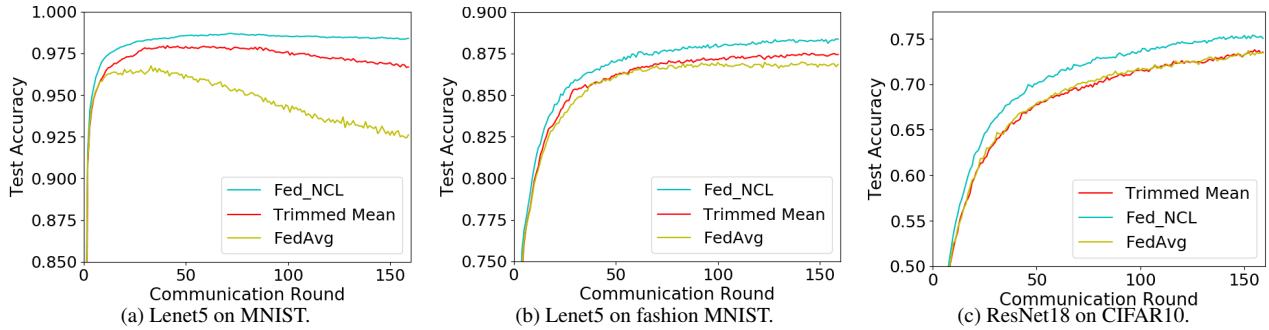


Figure 6. Comparison of different schemes when the noisy data across different clients follows a Bernoulli distribution with  $p = 0.7$ , which means 70% of the clients are clean clients.

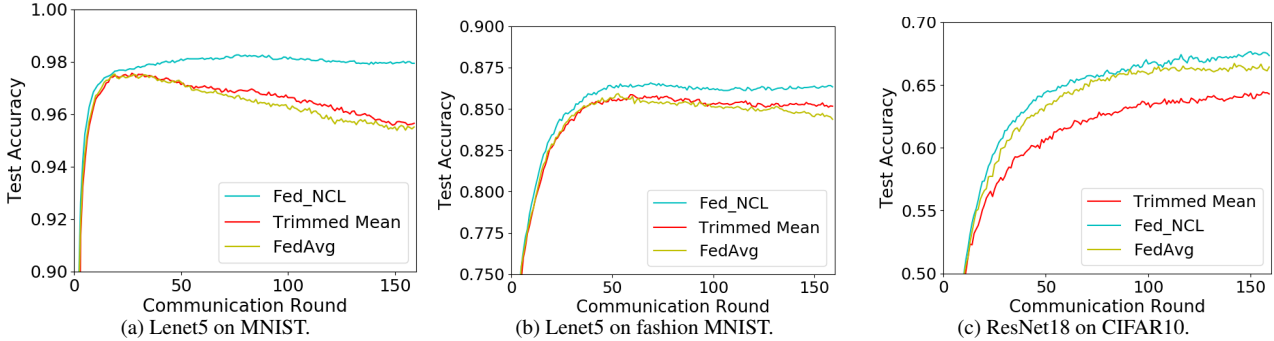


Figure 7. Comparison of different schemes when the noisy data across different clients follows truncated Gaussian distribution with  $(\mu = 0.4, \sigma = 0.45)$ .

the training datasets are distributed among the participating clients in two different ways, including: 1) uniform distribution (each client has the same amount of training data), and 2) random distribution (the amounts of training data across different participating clients are different and randomly generated). Since the datasets adopted in our experiments are clean, we manually corrupt them using the noise transition matrix, as discussed in Sec. 3. In addition, we evaluate the performance of Fed-NCL on the following three widely-used deep learning models: Lenet5 [6] and ResNet18 [11].

**Baseline.** We evaluate the effectiveness of Fed-NCL with the following two FL baselines. **FedAvg** [23] conducts local training on the participating clients and then performs model aggregation on the central server only considering the training data size on each corresponding client. The more training data a client contains, the higher weight it has in the aggregation process. **Trimmed mean** [41] aggregates each model parameter independently. In particular, for the  $c$ -th model parameter in the collaborative model, the central server sorts the  $c$ -th parameters of the local models received from the  $N$  participating clients. After that, it removes the largest and smallest  $K$  percentage of them, and computes the mean of the remaining parameters as the  $c$ -th parameter of the global model.

**Noise Distribution.** In our experiments, we evaluate the performance of Fed-NCL under different noisy data distributions. Specifically, the following two common distribu-

tions are adopted to characterize the noise scenario across different clients: 1) Bernoulli distribution and 2) truncated Gaussian distribution.

## 5.2. Evaluation with Different Data Distributions

In this section, we first evaluate the effectiveness of our Fed-NCL when the training data are uniformly distributed on the participating clients. A test set consisting of 100 clients is established in the experiment. Fig. 6 shows the evaluation results of different schemes when the noisy data follows a Bernoulli distribution with  $p = 0.7$  (70% of the clients are clean clients, the others are noisy clients; all the training data within the noisy clients are corrupted) across different clients. Specifically, Fig. 6a shows the corresponding result when training Lenet5 on the MNIST dataset. We can see that the FedAvg can only achieve 96.7% in this case. This is because the noisy clients guide the update of the collaborative model in a divergent direction during the model aggregation process. Trimmed mean performs better by removing a specific percentage of the smallest and largest parameters from the collected local models. It achieves 97.9% accuracy in this case. However, it still cannot effectively mitigate the impact of noisy clients. This is because statically removing the largest and smallest  $\alpha$  percent of the local updates cannot effectively reduce the noise impact in a highly dynamic environment. In federated learning, the server does not have the ability to estimate the noise distribution in each client beforehand. Our Fed-NCL achieves 98.8% in the same noisy client scenario for the following

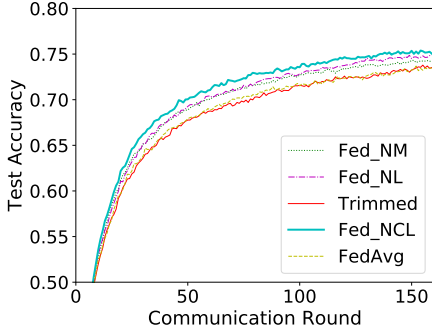


Figure 8. Ablation study of different schemes under the noise scenario S2 in which the noisy clients follow the Bernoulli distribution with ( $p = 0.7$ ) for ResNet18 on Cifar10. Fed\_NCL uses cross-entropy loss and model distance together to conduct data quality measurement. Fed\_NL only uses cross-entropy loss as the data quality measurement metric. Fed\_NM only uses model distance for data quality measurement.

reasons. During the training process, the DQM components adaptively measure the quality of the local training data based on the collaborative model. As the training process proceeds, the difference of data quality between the noisy clients and clean clients becomes more prominent. Thus, with the aggregation approach provided by our Fed-NCL, the weights of the noisy clients are rapidly reduced and the impact of the noisy data is effectively mitigated during the training process. Figs. 6b and 6c represent the results of training Lenet5 on fashion MNIST and ResNet18 on the CIFAR10 dataset, respectively. The corresponding results show that our Fed-NCL can effectively mitigate the impact of noisy clients in the federated learning process compared with the other two schemes. Fig. 7 shows the result when the noisy clients follow a truncated Gaussian distribution with ( $\mu = 0.3, \sigma = 0.4$ ). The corresponding result shows that Fed-NCL can effectively mitigate the impact of noisy clients which follows a truncated Gaussian distribution.

Tab. 1 summarizes the evaluation results for other cases when the participating clients have the same amount of training data, where S1- Bernoulli distribution with  $p = 0.6$ , S2-Bernoulli distribution with  $p = 0.7$ , S3-Bernoulli distribution with  $p = 0.8$ , S4-truncated Gaussian distribution with ( $\mu = 0.4, \sigma = 0.45$ ), S5-truncated Gaussian distribution with ( $\mu = 0.3, \sigma = 0.45$ ), S6-truncated Gaussian distribution with ( $\mu = 0.3, \sigma = 0.4$ ). Moreover, Tab. 2 summarizes the evaluation results when the participating clients have different amounts of training data under different noisy scenarios. We observe that our Fed-NCL can effectively reduce the impact of noisy clients and make federated learning noisy-client robust. Our Fed-NCL achieves the best performance on all noisy scenarios.

Fig. 8 shows the result of ablation study under S2 in which the noisy data across different clients follow the Bernoulli distribution with  $p = 0.7$  for ResNet18 on Cifar10. Specifically, in the ablation study, we compare Fed-

Table 1. Accuracy of different schemes in various scenarios when each client has the **same amount** of local training data (S1-Bernoulli distribution with  $p = 0.6$ ; S2-Bernoulli distribution with  $p = 0.7$ ; S3-Bernoulli distribution with  $p = 0.8$ ; S4-Truncated Gaussian Distribution with ( $\mu = 0.4, \sigma = 0.45$ ); S5-Truncated Gaussian Distribution with ( $\mu = 0.3, \sigma = 0.45$ ); S6-Truncated Gaussian Distribution with ( $\mu = 0.3, \sigma = 0.4$ )).

	S1	S2	S3	S4	S5	S6
<b>Lenet5 on MNIST</b>						
Ours	<b>98.7%</b>	<b>98.8%</b>	<b>98.8%</b>	<b>98.3%</b>	<b>98.5%</b>	<b>98.5%</b>
FedAvg	97.2%	96.7%	98.1%	97.5%	97.8%	98.0%
Trimm	97.5%	97.9%	98.6%	97.6%	97.9%	98.1%
<b>Lenet5 on fashion MNIST</b>						
Ours	<b>86.0%</b>	<b>88.4%</b>	<b>89.0%</b>	<b>86.6%</b>	<b>87.5%</b>	<b>87.1%</b>
FedAvg	83.8%	86.9%	87.4%	85.9%	86.8%	86.1%
Trimm	83.6%	87.5%	88.0%	85.8%	87.1%	86.2%
<b>ResNet18 on CIFAR10</b>						
Ours	<b>70.0%</b>	<b>75.4%</b>	<b>76.4%</b>	<b>67.7%</b>	<b>71.7%</b>	<b>65.6%</b>
FedAvg	65.1%	73.7%	75.0%	66.7%	70.4%	63.4%
Trimm	65.4%	73.8%	74.8%	64.4%	70.0%	64.1%

Table 2. Accuracy of different schemes in various scenarios when the participating clients have **different amounts** of training data.

	S1	S2	S3	S4	S5	S6
<b>Lenet5 on MNIST</b>						
Ours	<b>98.7%</b>	<b>98.7%</b>	<b>98.8%</b>	<b>98.4%</b>	<b>98.5%</b>	<b>98.5%</b>
FedAvg	97.2%	96.8%	98.5%	97.9%	98.0%	98.0%
Trimm	97.7%	98.1%	98.9%	98.0%	98.1%	97.9%
<b>Lenet5 on fashion MNIST</b>						
Ours	<b>87.1%</b>	<b>88.2%</b>	<b>88.9%</b>	<b>86.0%</b>	<b>86.5%</b>	<b>86.7%</b>
FedAvg	83.9%	86.5%	88.6%	85.0%	86.0%	85.5%
Trimm	84.1%	87.2%	88.4%	85.2%	86.1%	86.1%
<b>ResNet18 on CIFAR10</b>						
Ours	<b>72.2%</b>	<b>75.4%</b>	<b>77.2%</b>	<b>68.2%</b>	<b>70.4%</b>	<b>70.0%</b>
FedAvg	70.1%	74.4%	76.1%	67.1%	68.6%	69.6%
Trimm	67.8%	73.0%	75.5%	65.4%	68.5%	67.8%

NCL with two new baselines including: 1) Fed-NL and 2) Fed-NM. Fed-NL only uses the cross-entropy loss to estimate the data quality of each participating client while Fed-NM only uses model distance as the metric to conduct client data quality measurement. The result shows that Fed-NCL performs the best with the accuracy of 75.05%. Fed-NM and Fed-NL achieve 74.17% and 74.86% accuracy respectively. FedAvg still has the lowest accuracy of 73.45%. We can find that jointly considering the two data quality measurement approaches can effectively make the model aggregation more robust and achieves better performance than separately utilizing either of them.

## 6. Conclusion

In this paper, we have studied the impact of noisy clients on federated learning. We have shown that the noisy client could negatively impact the convergence and performance



of the aggregated global model in FL. Moreover, in order to effectively conduct FL with noisy clients, we have proposed a simple yet effective learning framework, Federated Noisy Client Learning (Fed-NCL), which is a plug-and-play algorithm and can be directly implemented in existing standard FL workflow without extensive re-implementation. Experimental results have shown that our Fed-NCL can effectively boost the performance of different deep networks with noisy clients. Our work has opened the door for research into the noisy client issue of federated machine learning.

## References

- [1] Alex Krizhevsky and Vinod Nair and Geoffrey Hinton. The cifar-10 dataset. <https://www.cs.toronto.edu/~kriz/cifar.html>. 4, 6
- [2] Devansh Arpit et al. A closer look at memorization in deep networks. In *ICML*, pages 233–242, 2017. 2
- [3] Keith Bonawitz, Hubert Eichner, Wolfgang Grieskamp, Dzmitry Huba, Alex Ingerman, Vladimir Ivanov, Chloe Kidon, Jakub Konecny, Stefano Mazzocchi, H Brendan McMahan, et al. Towards Federated Learning at Scale: System Design. *arXiv preprint arXiv:1902.01046*, 2019. 2
- [4] Keith Bonawitz, Vladimir Ivanov, Ben Kreuter, Antonio Marcedone, H Brendan McMahan, Sarvar Patel, Daniel Ramage, Aaron Segal, and Karn Seth. Practical secure aggregation for privacy-preserving machine learning. In *Proceedings of the 2017 ACM SIGSAC Conference on Computer and Communications Security*, pages 1175–1191, 2017. 2
- [5] David Byrd and Antigoni Polychroniadou. Differentially Private Secure Multi-Party Computation for Federated Learning in Financial Applications. *arXiv*, oct 2020. 1
- [6] Y. Le Cun, B. Boser, J. S. Denker, R. E. Howard, W. Hubbard, L. D. Jackel, and D. Henderson. *Handwritten Digit Recognition with a Back-Propagation Network*, page 396–404. Morgan Kaufmann Publishers Inc., San Francisco, CA, USA, 1990. 6, 7
- [7] B. Frenay and M. Verleysen. Classification in the presence of label noise: A survey. *IEEE Transactions on Neural Networks and Learning Systems*, 25(5):845–869, 2014. 2, 3
- [8] Jacob Goldberger and Ehud Ben-Reuven. Training deep neural-networks using a noise adaptation layer. In *ICLR*, 2017. 2, 3
- [9] Bo Han, Jiangchao Yao, Gang Niu, Mingyuan Zhou, Ivor Tsang, Ya Zhang, and Masashi Sugiyama. Masking: A New Perspective of Noisy Supervision. In *Advances in Neural Information Processing Systems*, volume 31, pages 5836–5846, 2018. 3
- [10] Bo Han, Quanming Yao, Xingrui Yu, Gang Niu, Miao Xu, Weihua Hu, Ivor Tsang, and Masashi Sugiyama. Co-teaching: Robust training of deep neural networks with extremely noisy labels. In *Advances in Neural Information Processing Systems*, volume 31, pages 8527–8537, 2018. 2, 3, 6
- [11] Kaiming He, Xiangyu Zhang, Shaoqing Ren, and Jian Sun. Deep Residual Learning for Image Recognition. In *CVPR*, pages 770–778. IEEE, jun 2016. 7
- [12] G. Hosoya and H. Yashima. Constellation shaping for non-uniform signals based on truncated gaussian distribution. In *2016 International Symposium on Information Theory and Its Applications (ISITA)*, pages 557–561, 2016. 4
- [13] Lu Jiang, Zhengyuan Zhou, Thomas Leung, Li-Jia Li, and Li Fei-Fei. MentorNet: Learning data-driven curriculum for very deep neural networks on corrupted labels. In *ICML*, volume 80, pages 2304–2313, 2018. 2, 3
- [14] Peter Kairouz et al. Advances and Open Problems in Federated Learning. *arXiv*, dec 2019. 1
- [15] Jakub Konečný, H. Brendan McMahan, Daniel Ramage, and Peter Richtárik. Federated Optimization: Distributed Machine Learning for On-Device Intelligence. *arXiv*, oct 2016. 1
- [16] Jakub Konečný, H Brendan McMahan, Felix X Yu, Peter Richtárik, Ananda Theertha Suresh, and Dave Bacon. Federated learning: Strategies for improving communication efficiency. *arXiv preprint arXiv:1610.05492*, 2016. 2
- [17] Tian Li, Anit Kumar Sahu, Ameet Talwalkar, and Virginia Smith. Federated Learning: Challenges, Methods, and Future Directions. *IEEE Signal Processing Magazine*, 37(3):50–60, may 2020. 1
- [18] Tian Li, Anit Kumar Sahu, Manzil Zaheer, Maziar Sanjabi, Ameet Talwalkar, and Virginia Smith. Federated Optimization in Heterogeneous Networks. *arXiv*, 2018. 2
- [19] Xiaoxiao Li, Yufeng Gu, Nicha Dvornek, Lawrence H. Staib, Pamela Ventola, and James S. Duncan. Multi-site fMRI analysis using privacy-preserving federated learning and domain adaptation: ABIDE results. *Medical Image Analysis*, 65:101765, oct 2020. 1
- [20] Xiang Li, Kaixuan Huang, Wenhao Yang, Shusen Wang, and Zhihua Zhang. On the Convergence of FedAvg on Non-IID Data. In *ICLR*, pages 1–26, jul 2020. 6
- [21] T. Liu and D. Tao. Classification with Noisy Labels by Importance Reweighting. *IEEE Transactions on Pattern Analysis and Machine Intelligence*, 38(3):447–461, 2016. 2, 3
- [22] Eran Malach and Shai Shalev-Shwartz. Decoupling “when to update” from “how to update”. In *Advances in Neural Information Processing Systems*, pages 960–970, 2017. 2, 3
- [23] H. Brendan McMahan, Eider Moore, Daniel Ramage, Seth Hampson, and Blaise Agüera y Arcas. Communication-Efficient Learning of Deep Networks from Decentralized Data. *AISTATS*, 54, feb 2017. 2, 3, 5, 7
- [24] Aditya Menon, Brendan Van Rooyen, Cheng Soon Ong, and Bob Williamson. Learning from Corrupted Binary Labels via Class-Probability Estimation. In *ICML*, pages 125–134, 2015. 2, 3
- [25] Fan Mo and H Haddadi. Efficient and private federated learning using tee. In *EuroSys*, 2019. 2
- [26] J. Munkhammar, J. Widén, P. Grahn, and J. Rydén. A bernoulli distribution model for plug-in electric vehicle charging based on time-use data for driving patterns. In *2014 IEEE International Electric Vehicle Conference (IEVC)*, pages 1–7, 2014. 4
- [27] Nagarajan Natarajan, Inderjit S Dhillon, Pradeep K Ravikumar, and Ambuj Tewari. Learning with noisy labels. In *Advances in Neural Information Processing Systems*, volume 26, pages 1196–1204, 2013. 2

- [28] Chaoyue Niu, Fan Wu, Shaojie Tang, Lifeng Hua, Rongfei Jia, Chengfei Lv, Zhihua Wu, and Guihai Chen. Billion-scale federated learning on mobile clients: A submodel design with tunable privacy. In *Proceedings of the 26th Annual International Conference on Mobile Computing and Networking*, MobiCom '20, 2020. 1
- [29] Diego Ortego, Eric Arazo, Paul Albert, Noel E. O'Connor, and Kevin McGuinness. Towards Robust Learning with Different Label Noise Distributions. *arXiv*, 2019. 3
- [30] Nicola Rieke et al. The future of digital health with federated learning. *npj Digital Medicine*, pages 1–7, 2020. 1
- [31] Karen Simonyan and Andrew Zisserman. Very Deep Convolutional Networks for Large-Scale Image Recognition. In *ICLR*, sep 2014. 4
- [32] Virginia Smith, Chao-Kai Chiang, Maziar Sanjabi, and Ameet S Talwalkar. Federated multi-task learning. In *Advances in Neural Information Processing Systems*, pages 4424–4434, 2017. 2, 3
- [33] Hwanjun Song, Minseok Kim, Dongmin Park, and Jae-Gil Lee. Learning from Noisy Labels with Deep Neural Networks: A Survey. *arXiv*, jul 2020. 2, 3, 4
- [34] Michael R Sprague, Amir Jalalirad, Marco Scavuzzo, Catalin Capota, Moritz Neun, Lyman Do, and Michael Kopp. Asynchronous federated learning for geospatial applications. In *Joint European Conference on Machine Learning and Knowledge Discovery in Databases*, pages 21–28, 2018. 2
- [35] Sebastian U. Stich. Local SGD Converges Fast and Communicates Little. In *ICLR*, may 2019. 6
- [36] Ben Tan, Bo Liu, Vincent Zheng, and Qiang Yang. A Federated Recommender System for Online Services. In *Fourteenth ACM Conference on Recommender Systems*, page 579–581, 2020. 1
- [37] Shiqiang Wang, Tiffany Tuor, Theodoros Salonidis, Kin K Leung, Christian Makaya, Ting He, and Kevin Chan. Adaptive federated learning in resource constrained edge computing systems. *IEEE Journal on Selected Areas in Communications*, 2019. 2, 3
- [38] Yongchao Xu et al. A collaborative online AI engine for CT-based COVID-19 diagnosis. *medRxiv*, page 2020.05.10.20096073, jan 2020. 1
- [39] Qiang Yang, Yang Liu, Tianjian Chen, and Yongxin Tong. Federated Machine Learning: Concept and Applications. *ACM Transactions on Intelligent Systems and Technology*, 10(2):1–19, 2019. 1
- [40] Yann Lecun. The MNIST Database. <http://yann.lecun.com/exdb/mnist/>. 6
- [41] Dong Yin, Yudong Chen, Ramchandran Kannan, and Peter Bartlett. Byzantine-Robust Distributed Learning: Towards Optimal Statistical Rates. In *International Conference on Machine Learning*, pages 5650–5659, 2018. 7
- [42] Hao Yu, Sen Yang, and Shenghuo Zhu. Parallel Restarted SGD with Faster Convergence and Less Communication: Demystifying Why Model Averaging Works for Deep Learning. In *AAAI*, jul 2019. 6
- [43] Xingrui Yu, Bo Han, Jiangchao Yao, Gang Niu, Ivor W. Tsang, and Masashi Sugiyama. How does Disagreement Help Generalization against Label Corruption? In *ICML*, jan 2019. 2
- [44] Zalando Research. Fashion MNIST. <https://www.kaggle.com/zalando-research/fashionmnist>. 6
- [45] Chiyuan Zhang, Samy Bengio, Moritz Hardt, Benjamin Recht, and Oriol Vinyals. Understanding deep learning requires rethinking generalization. In *ICLR*, nov 2017. 2
- [46] Changqing Zhang, Ziwei Yu, Huazhu Fu, Pengfei Zhu, Lei Chen, and Qinghua Hu. Hybrid Noise-Oriented Multilabel Learning. *IEEE Transactions on Cybernetics*, 50(6):2837–2850, jun 2020. 2