

Dimensional Interpolation for Random Walk

Kumar J. B. Ghosh,^{*,†} Sabre Kais,^{*,‡} and Dudley R. Herschbach^{*,¶}

[†]*Department of Electrical and Computer Engineering,
University of Denver, Denver, CO, 80210, USA.*

[‡]*Department of Chemistry and Physics,
Purdue University, West Lafayette, IN, 47906, USA.*

[¶]*Department of Chemistry and Chemical Biology,
Harvard University, Cambridge MA 02138, USA*

E-mail: jb.ghosh@outlook.com; kais@purdue.edu; dherschbach@gmail.com

Abstract

We employ a simple and accurate dimensional interpolation formula for the shapes of random walks at $D = 3$ and $D = 2$ based on the analytically known solutions at both limits $D = \infty$ and $D = 1$. The results obtained for the radii of gyration of an arbitrary shaped object are about 2% error compared with accurate numerical results at $D = 3$ and $D = 2$. We also calculated the asphericity for a three-dimensional random walk using the dimensional interpolation formula. Result agrees very well with the numerically simulated result. The method is general and can be used to estimate other properties of random walks.

Introduction

The random walk problem is introduced by Pearson in 1905¹ and the following developed theory successfully implemented in different branches of science and engineering, for

e.g., hydrodynamics,² astronomy,³ chemistry,⁴ polymer sciences,^{5,6} mathematics,⁷ biology,⁸ and economics.⁹ Many other topics in condensed matter physics include percolation clusters,¹⁰ lattice animals,^{11,12} disordered magnetic systems and spin glasses,¹³ anisotropy, and random fractals.¹⁴ The studies exploring the shapes of random walks have appeared, e.g.^{15,16} Dimensional scaling offers simple solutions at $D = 1$ and $D \rightarrow \infty$ limits, then often interpolates to obtain accurate results for $D = 3$, in many areas of chemical physics.¹⁷⁻²⁷ Recently, we have used the dimensional interpolation formula developed by one of us²⁸ to obtain the ground state energies for few electron atoms, simple diatomic molecules²⁹ and also extended systems like metallic hydrogen.³⁰ Rudnick et al studied the random walks in high spacial dimensions^{21,31} and developed $1/D$ expansion to study the shape of a random walk in three dimensions. We employ a simple and accurate dimensional interpolation formula using dimensional limits $D = 1$ and $D \rightarrow \infty$ to analyze the random walk problem at $D = 3$ and $D = 2$, and obtain physical quantities like radius of gyration and asphericity describing an arbitrary shaped two- and three-dimensional objects.

Basic dimensional interpolation formula

As a recapitulation, we start with the dimensional interpolation formula for atomic, molecular, and extended systems developed in our previous works. For dimensional scaling of atoms and molecules, the energy erupts to infinity as $D \rightarrow 1$ and vanishes as $D \rightarrow \infty$. Hence, we adopt scaled units (with hartree atomic units) whereby $E_D = (Z/\beta)^2 \epsilon_D$ and $\beta = \frac{1}{2}(D - 1)$, so the reduced energy ϵ_D remains finite in both limits.

The interpolation for atoms, developed in Ref.,²⁸ weights the dimensional limits by $\delta = 1/D$, providing $\delta\epsilon_1$ and $(1 - \delta)\epsilon_\infty$ in a simple analytic formula

$$\epsilon_D = \delta\epsilon_1 + (1 - \delta)\epsilon_\infty + \left[\epsilon_D^{(1)} - \delta\epsilon_1^{(1)} - (1 - \delta)\epsilon_\infty^{(1)} \right] \lambda. \quad (1)$$

For a diatomic molecule, a different scaling scheme is used and illustrated. The rescaling

of distances is:

$$R \rightarrow \delta R' \text{ for } D \rightarrow 1; R \rightarrow (1 - \delta) R' \text{ for } D \rightarrow \infty. \quad (2)$$

An approximation for $D = 3$ (where $R = R'$) emerges:

$$\epsilon_3(R') = \frac{1}{3}\epsilon_1\left(\frac{1}{3}R'\right) + \frac{2}{3}\epsilon_\infty\left(\frac{2}{3}R'\right), \quad (3)$$

interpolating linearly between the dimensional limits.³²⁻³⁵

For the random walk problem an important quantity is the principal components of the radius of gyration R_i^2 . These are one of the quantities for measuring the anisotropy of a D -dimensional random object. We propose to use the following interpolation formula for random walk problem

$$(R_i^2)_d = \delta(R_i^2)_1 + (1 - \delta)(R_i^2)_\infty, \quad (4)$$

where $\delta = 1/D$, $D = \text{dimension}$, and $(R_i^2)_D$ is the i -th principle component of the radius of gyration.

Random walk at the large-D limit

There are a number of ways to measure the anisotropy of a random object generated by a three dimensional random walk. The shape of an arbitrary solid object in D -dimension is described by a quantity called the moment of inertia tensor, which is described as

$$T_{ij} = \frac{1}{N+1} \sum_{l=1}^{N+1} (x_{li} - \langle x_i \rangle)(x_{lj} - \langle x_j \rangle), \quad (5)$$

with

$$\langle x_i \rangle = \frac{1}{N+1} \sum_{l=1}^{N+1} x_{li}, \quad (6)$$

where x_{li} is the i -th coordinate of the particle after l steps and N is the total number of steps.

Eigenvalues of \overleftrightarrow{T} are the square of the components of the radius of gyration R_i^2 . The gyration tensor was first introduced by Solc and Stockmeyer in their study of random flight chain.³⁶ These principal components determine the size and shape of a solid object and also inertial properties.⁶ By convention $R_1^2 \geq R_2^2 \geq R_3^2 \dots$. The combination of principal radii of gyration is known as the square of the radius of gyration

$$R^2 = R_1^2 + R_2^2 + R_3^2 + \dots \quad (7)$$

The average value $\langle R^2 \rangle$ for long, unrestricted open chain walks is calculated long ago, $R^2 = N/6$ ³⁷ and for closed walks $R^2 = N/12$.^{38,39} From the principal radii of gyration we can compute asphericity or the asymmetry parameter of a solid object which is a one parameter measure to describe how much it is deformed from the perfect sphere.⁴⁰⁻⁴²

For a N -step random walk problem at $D = \infty$, Rudnick et al²¹ showed that the moment of inertia tensor becomes:

$$\begin{aligned} (T_\infty)_{ij} &= \frac{i}{(N+1)^2} (N+1-j), \text{ for } i < j, \text{ and } 1 \leq i, j \leq (N+1), \\ &= \frac{j}{(N+1)^2} (N+1-i), \text{ for } i > j, \\ &= 0, \text{ otherwise.} \end{aligned} \quad (8)$$

The eigenfunctions of T_{ij} can be written as:³¹

$$\psi_n(i) = \left(\frac{2}{N+1} \right)^{1/2} \sin \left(\frac{n\pi i}{N+1} \right), \quad (9)$$

and the corresponding eigenvalues are:

$$\lambda_n = (R_n)^2 = \frac{1}{4(N+1)} \left[\sin^2 \left(\frac{n\pi}{2(N+1)} \right) \right]^{-1}, \quad (10)$$

where N is the total number of steps. For large N , the principal components of the radius of gyration becomes

$$\langle R_n^2 \rangle = \lambda_n = \frac{N+1}{\pi^2 n^2} \approx \frac{N}{\pi^2 n^2}. \quad (11)$$

Random walk in one dimension

In one dimension, we have only two possible directions: forward and backward. For total number of steps = N , the probability of m forward steps and n backward steps can be written as

$$P(m, n) = \frac{1}{2^N} \frac{N!}{m!n!}. \quad (12)$$

For large N the probability function can be defined as:

$$P(x) = \frac{2}{\sqrt{2\pi N}} e^{-\frac{x^2}{2N}}, \quad (13)$$

where x is the distance from the origin.

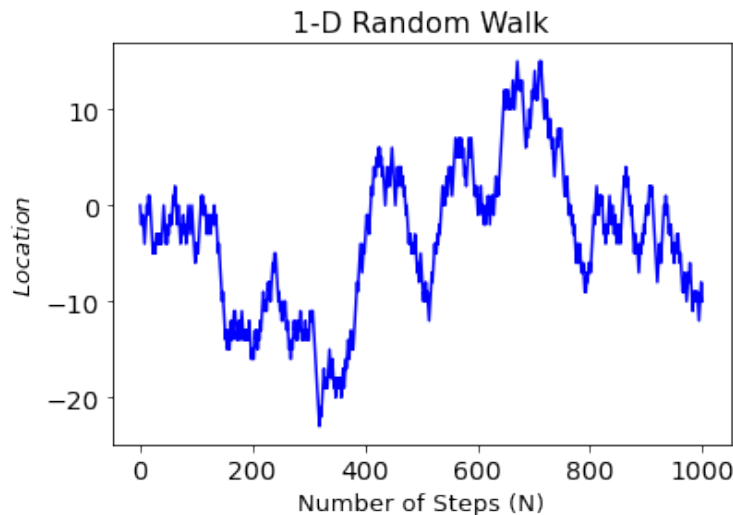


Figure 1: A random walk in one dimension with 1000 steps. The x-axis describes the number of steps and the y-axis describes the position of the random walker after each step from the origin. The forward and backward directions are assumed to be positive and negative respectively.

We have developed a python program to simulate a random walk in one-dimension. For $N = 1000$ steps an example of one dimensional random walk is plotted above in Fig.1.

We calculate the moment of inertia tensor T from Eq.(5) which has one eigenvalue, R_1^2 , the principle component of the radius of gyration. We repeat the simulation for 100,000 times and take the average of all R^2 's and obtain $\langle R_1^2 \rangle = 166.2851794$.

The distribution of all R_1^2 s obtained from different simulations is plotted below

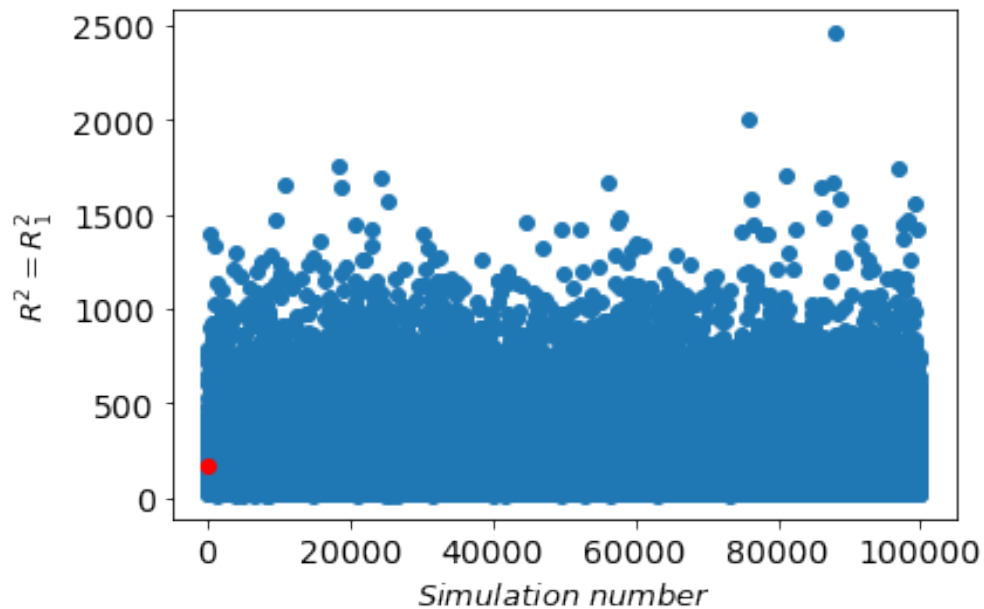


Figure 2: The distributio of all R^2 s obtained from different simulations. The red point is the average $\langle R_1^2 \rangle$.

Random walk in two dimension

In two dimensions the particle can go in any of the two directions X and Y. We simulate a random walk in two spacial dimensions with $N = 1000$ steps starting from the origin $(0, 0)$. The simulation result of a two dimensional random walk is plotted below

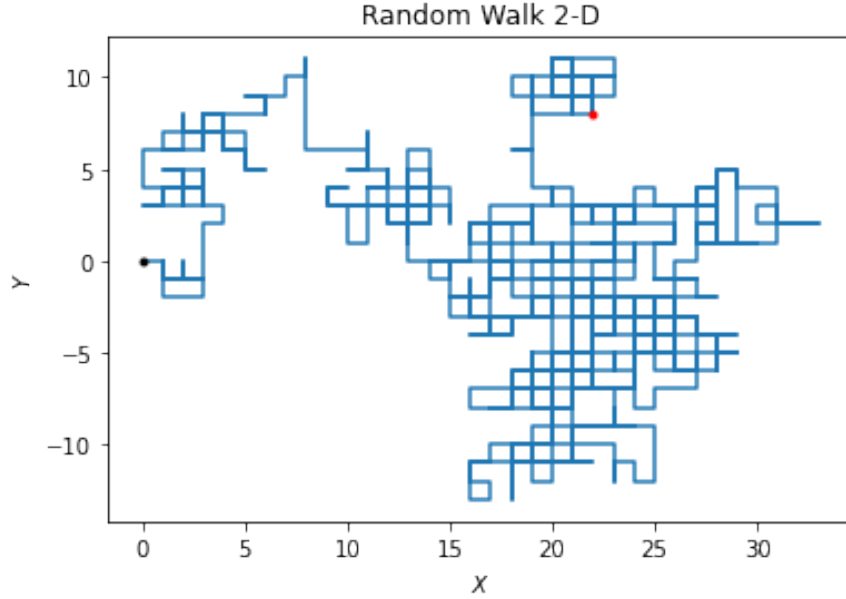


Figure 3: A random walk in two dimension with 1000 steps. The blue and red dots are beginning (origin) and ending points respectively.

We calculate the moment of inertia tensor T_{ij} from Eq.(5), which has two eigenvalues, R_1^2, R_2^2 , the principle components of the radius of gyration. By convention $R_1^2 \geq R_2^2$. We repeat the simulation for 100,000 times. The distribution of all R_1^2, R_2^2 s obtained from different simulations is plotted below

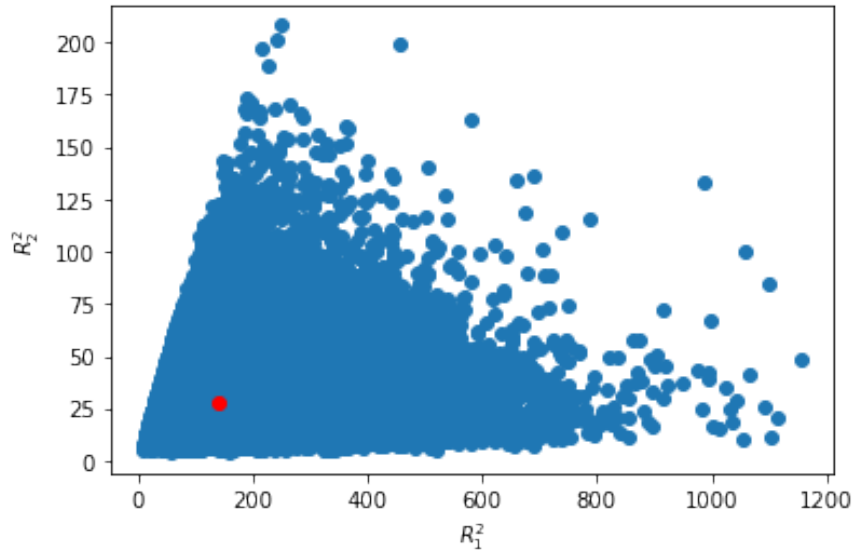


Figure 4: The distribution of all R_1^2, R_2^2 s obtained from different simulations. The red point is the average $\langle R^2 \rangle$.

The averages of all R_i^2 's are given by $\langle R_1^2 \rangle = 138.94300$, $\langle R_2^2 \rangle = 27.90438$. The radius of gyration is given by: $R^2 = (R_1^2 + R_2^2) = 166.84739$.

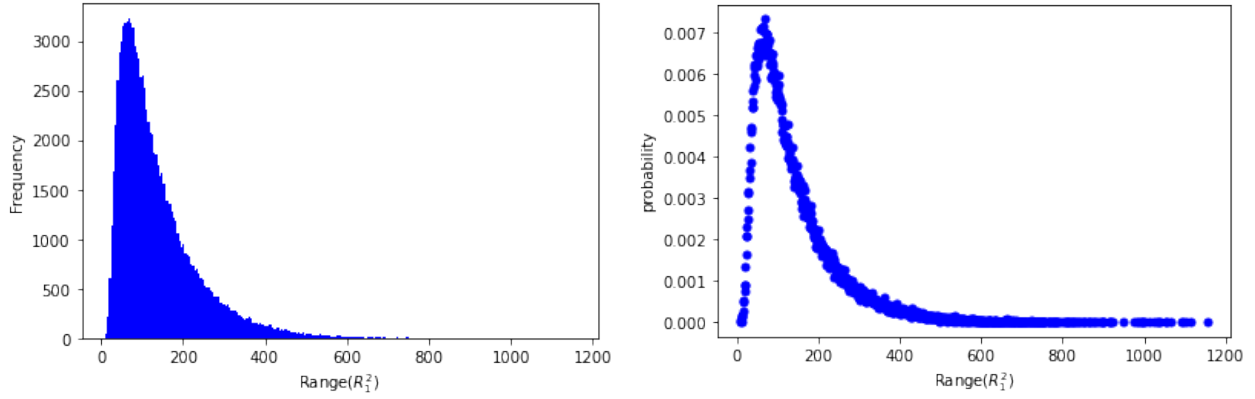


Figure 5: plots of frequency and probability of R_1^2 , as a function of its values occurring during different simulation.

Random walk in three dimension

In three dimensions the particle can go in any of the three X, Y, and Z directions.

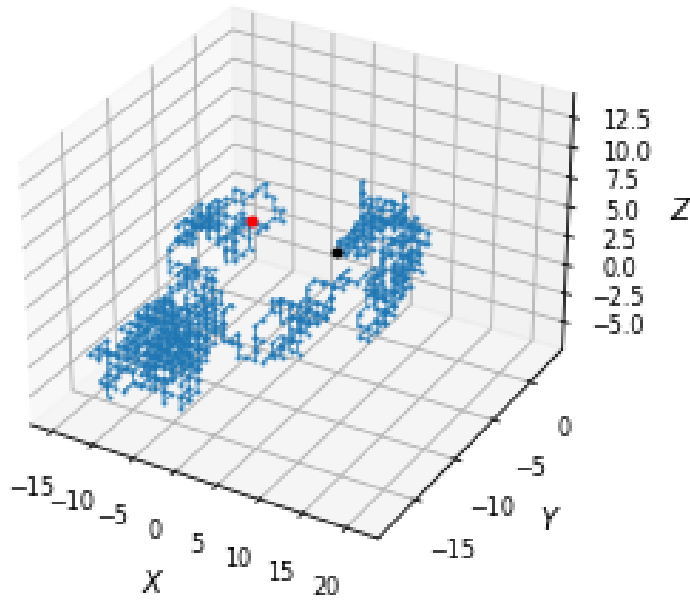


Figure 6: A random walk in three dimension with 1000 steps. The blue and red dots are beginning (origin) and ending points respectively.

We simulate a random walk in three spacial dimensions with $N = 1000$ steps starting from the origin $(0, 0, 0)$. The simulation result of a three dimensional random walk is plotted above in Fig.6. We calculate the moment of inertia tensor T_{ij} from Eq.(5), which has three eigenvalues, R_1^2, R_2^2, R_3^2 , the principle components of the radius of gyration. By convention $R_1^2 \geq R_2^2 \geq R_3^2$. We repeat the simulation for 100,000 times. The distribution of all (R_1^2, R_2^2, R_3^2) s obtained from different simulations is plotted in Fig.7 and the frequency and probability distribution of the R_1^2 is plotted in Fig.8.

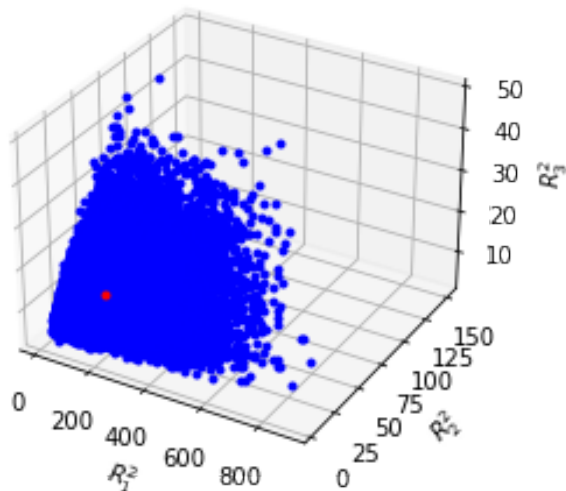


Figure 7: The distribution of all (R_1^2, R_2^2, R_3^2) s obtained from different simulations. The red point is the average $\langle R^2 \rangle$.

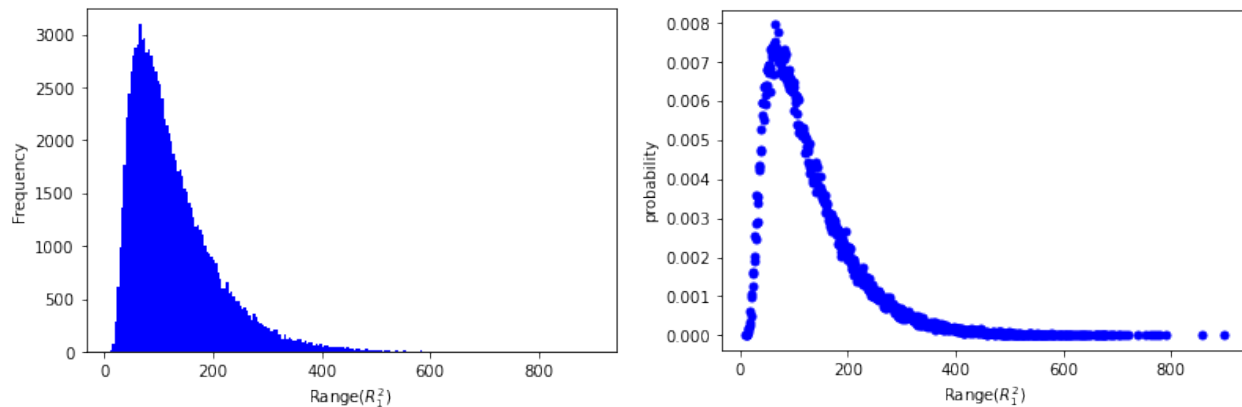


Figure 8: Frequency and probability distribution of R_1^2 .

The averages of all R_i^2 's are given by $\langle R_1^2 \rangle = 126.82723$, $\langle R_2^2 \rangle = 28.68618$, $\langle R_3^2 \rangle = 10.57850$. The radius of gyration is given by: $R^2 = (R_1^2 + R_2^2 + R_3^2) = 166.0919$.

Interpolation at $D = 3$

We employ the interpolation formula in Eq.(4) developed by Herschbach²⁸ for R_i^2 in three-dimension as follows:

$$(R_i^2)_3 = \frac{1}{3}(R_i^2)_1 + \frac{2}{3}(R_i^2)_\infty, \quad (14)$$

where $(R_i^2)_D$ is the i -th component of the radius of gyration in D -dimension.

From Eq.(10) we see that

$$(R_n)^2 = \frac{1}{4(N+1)} \left[\sin^2 \left(\frac{n\pi}{2(N+1)} \right) \right]^{-1}, \text{ for } m = 1, 2, 3, \text{ and } N = 1000. \quad (15)$$

Therefore from Eq.(15) $(R_1^2)_\infty = 101.422588$. On the other hand $(R_1^2)_1 = 166.2851794$.

From the above Eq. (14) we can calculate

$$(R_1^2)_3 = \frac{1}{3}(R_1^2)_1 + \frac{2}{3}(R_1^2)_\infty = 123.04345. \quad (16)$$

The computer simulation of the three-dimensional random walk gives $(R_1^2)_{sim} = 126.82723$, which is a very close estimation with 2% error.

In one dimension, there is only one component of the radius of gyration. Therefore, for interpolating the other component of the radius of gyration we have extrapolate the values of R_n^2 at one dimension for the calculation purpose. For $D = \infty$, and large N , the principal components of the radii are gyration are as follows:

$$R_n^2 = \frac{1}{n^2} R_1^2, \quad (17)$$

so that

$$(R_1^2)_{\text{inf}} : (R_2^2)_{\text{inf}} : (R_3^2)_{\text{inf}} = 9 : 4 : 1. \quad (18)$$

On the other hand at $D = 3$ in article⁶ the authors showed that the following limiting ratios have been found to be approached for the large N limit

$$\langle R_1^2 \rangle : \langle R_2^2 \rangle : \langle R_3^2 \rangle = 11.80 : 2.69 : 1 \quad (19)$$

From the above Eq.s (18) and (19), we see that the ratios between the radius of gyration changes with the change of dimension. We propose a model for the dimensional dependence of R_n^2 as follows:

$$R_n^2 = \left(\frac{1}{n^2(1 + \frac{a_n}{D})} \right) R_1^2, \text{ for } n = 2, 3, \dots, \quad (20)$$

where a_2, a_3, \dots are constants and D is the dimension. Now from the standard result at $D = 3$ from Eq.(19) we can get two sets of equations, which has a solution $a_2 = 0.28996$ and $a_3 = 0.9333$.

With this ratios we can calculate the ratios between R_n^2 at $D = 1$

$$(R_2^2)_1 = \frac{1}{5.15985}(R_1^2)_1, \quad \text{and} \quad (R_3^2)_1 = \frac{1}{17.39997}(R_1^2)_1, \quad (21)$$

For $N = 1000$, from Eq. (21), at $D = 1$, we can calculate the following quantities $(R_2^2)_1 = 32.2267$ and $(R_3^2)_1 = 9.5566$. And from Eq. (15) at $D = \infty$, we compute the following quantities $(R_2^2)_\infty = 25.3557$ and $(R_3^2)_\infty = 11.26925$. With the values of R_i^2 at $D = 1$ and $D = \infty$, we calculate $(R_2^2)_3 = 27.64604$ and the computer simulation gives $(R_2^2)_{\text{sim}} = 28.68618$. Whereas, $(R_3^2)_3 = 10.6983$ and the computer simulation gives $(R_3^2)_{\text{sim}} = 10.5785$.

The total radius of gyration from the interpolation is given by

$$(R^2)_3 = (R_1^2)_3 + (R_2^2)_3 + (R_3^2)_3 = 161.38, \quad (22)$$

which is a fairly good estimation for the $(R^2)_{sim} = 166.0919$, obtained from random walk simulation at $D = 3$.

Now, we also calculate the ratios between the radii of gyrations obtained from the interpolation: $(R_1^2)_3 : (R_2^2)_3 : (R_3^2)_3 = 11.5 : 2.58 : 1$, where as ratios between the radii of gyrations obtained from simulation is given by $(R_1^2)_{sim} : (R_2^2)_{sim} : (R_3^2)_{sim} = 11.98 : 2.71 : 1$.

The above estimates from dimensional interpolation are fairly close estimates, because none of the random number generators are perfect random number generator. Therefore the computer simulation of the random walk at $D = 3$ is only an approximation for a perfect random walk in three dimensions. We expand our calculation by considering different step sizes to establish the validity of our interpolation formula. The averages are taken over 1000 samples.

N= 10

Three dimensional simulation of all R_i^2 's are given by $\langle R_1^2 \rangle = 1.3640$, $\langle R_2^2 \rangle = 0.3242$, $\langle R_3^2 \rangle = 0.1139$. On the other hand from $D = \infty$ we have $(R_1^2)_\infty = 1.1221$ and from $D = 1$ we have $(R_1^2)_1 = 1.8226$. Using Eqs (15, 21) with the interpolation formula in Eq. (14) we can calculate $(R_1^2)_3 = 1.35563$, which is close to the value $\langle R_1^2 \rangle = 1.3640$. Like the previous case we calculate the value of R_2^2 from dimensional interpolation which is equal to $(R_2^2)_3 = 0.3086$, which agrees well with the computer simulation $(R_2^2)_{sim} = 0.3242$. For the third component $(R_3^2)_3 = 0.1142$, which agrees well with the computer simulation $(R_3^2)_{sim} = 0.1140$.

N= 50

Three dimensional simulation of all R_i^2 's are given by $\langle R_1^2 \rangle = 6.3367$, $\langle R_2^2 \rangle = 1.4336$, $\langle R_3^2 \rangle = 0.54268$. On the other hand from $D = \infty$ we have $(R_1^2)_\infty = 5.1690$ and from $D = 1$ we have $(R_1^2)_1 = 8.29468$. Using Eqs (15, 21) with the interpolation formula in Eq. (14) we can calculate $(R_1^2)_3 = 6.2109$, which is close to the value $\langle R_1^2 \rangle = 6.3367$. Like the previous case we calculate the value of R_2^2 from dimensional interpolation which is equal to $(R_2^2)_3 = 1.3981676$, which agrees well with the computer simulation $(R_2^2)_{sim} = 1.4336$. For the third component $(R_3^2)_3 = 0.5428$, which agrees well with the computer simulation $(R_3^2)_{sim} = 0.5427$.

N= 100

Three dimensional simulation of all R_i^2 's are given by $\langle R_1^2 \rangle = 12.7003$, $\langle R_2^2 \rangle = 2.9590$, $\langle R_3^2 \rangle = 1.0776$. On the other hand from $D = \infty$ we have $(R_1^2)_\infty = 10.2342$ and from $D = 1$ we have $(R_1^2)_1 = 17.5066$. Using Eqs (15, 21) with the interpolation formula in Eq. (14) we can calculate $(R_1^2)_3 = 12.6584$, which is close to the value $\langle R_1^2 \rangle = 12.7003$. Like the previous case we calculate the value of R_2^2 from dimensional interpolation which is equal to $(R_2^2)_3 = 2.83707$, which agrees well with the computer simulation $(R_2^2)_{sim} = 2.9590$. For the third component $(R_3^2)_3 = 1.0939$, which agrees well with the computer simulation $(R_3^2)_{sim} = 1.0776$.

Interpolation at $D = 2$

We employ the interpolation formula from Eq.(4) for R_i^2 in three-dimension as follows:

$$(R_i^2)_2 = \frac{1}{2}(R_i^2)_1 + \frac{1}{2}(R_i^2)_\infty, \quad (23)$$

where $(R_i^2)_D$ is the i -th component of the radius of gyration in D-dimension.

Therefore from Eq.(10), $(R_1^2)_\infty = 101.422588$. On the other hand $(R_1^2)_1 = 166.28518$.

From the above Eq. (23) we can calculate

$$(R_1^2)_2 = \frac{1}{2}(R_1^2)_1 + \frac{1}{2}(R_1^2)_\infty = 133.8539. \quad (24)$$

From the computer simulation of the two-dimensional random walk gives $(R_1^2)_{sim} = 138.94300$, which is a fair estimation.

Using Eq. (21) we write the ratio between R_2^2 and R_1^2 at $D = 1$

$$(R_2^2)_1 = \frac{1}{5.15985}(R_1^2)_1. \quad (25)$$

For $N = 1000$ from Eq. (25), at $D = 1$, we calculate $(R_2^2)_1 = 32.2267$. From Eq. (15)

at $D = \infty$, we calculate the following quantities $(R_2^2)_\infty = 25.3557$. With the above data at $D = 1$ and $D = \infty$, we compute $(R_2^2)_2 = 28.7912$ and the computer simulation gives $(R_2^2)_{sim} = 27.9044$.

The total radius of gyration from the interpolation is given by

$$(R^2)_2 = (R_1^2)_2 + (R_2^2)_2 = 162.6451, \quad (26)$$

which is a fairly good estimation for the $(R^2)_{sim} = 166.84739$, obtained from random walk simulation in two dimensions.

Like the three dimensional case, we also calculate the ratios between the radii of gyrations obtained from the interpolation: $(R_1^2)_2 : (R_2^2)_3 = 133.8539 : 28.7912 = 4.65 : 1$, whereas ratios between the radii of gyrations obtained from simulation is given by $(R_1^2)_{sim} : (R_2^2)_{sim} = 138.9430 : 27.90438 = 4.97 : 1$. We expand our calculation by considering different step sizes to establish the validity of our interpolation formula at $D = 2$. The averages are taken over 1000 samples.

N= 50

Two dimensional simulation of all R_i^2 's are given by $\langle R_1^2 \rangle = 7.2121$, $\langle R_2^2 \rangle = 1.4513$. On the other hand from $D = \infty$ we have $(R_1^2)_\infty = 5.1690$ and from $D = 1$ we have $(R_1^2)_1 = 8.29468$. Using Eqs (15, 21) with the interpolation formula in Eq. (14) we can calculate $(R_1^2)_3 = 6.7318$, which is close to the value $\langle R_1^2 \rangle = 7.2121$. Like the previous case we calculate the value of R_2^2 from dimensional interpolation which is equal to $(R_2^2)_2 = 1.4505$, which agrees well with the computer simulation $(R_2^2)_{sim} = 1.4513$.

N= 100

Two dimensional simulation of all R_i^2 's are given by $\langle R_1^2 \rangle = 14.0010$, $\langle R_2^2 \rangle = 2.8198$. On the other hand from $D = \infty$ we have $(R_1^2)_\infty = 10.2342$ and from $D = 1$ we have $(R_1^2)_1 = 17.5066$. Using Eqs (15, 21) with the interpolation formula in Eq. (14) we can calculate $(R_1^2)_2 = 13.8704$, which is close to the value $\langle R_1^2 \rangle = 14.0010$. Like the previous case we

calculate the value of R_2^2 from dimensional interpolation which is equal to $(R_2^2)_2 = 2.9760$, which agrees well with the computer simulation $(R_2^2)_{sim} = 2.8198$.

Asphericity

The radius of gyration is a measure of the average extent of a random walk. However, to get a better idea of its shape a quantity A_D is defined, named the asphericity.^{31,40,42} This quantity determines how much a solid object is deviated from the perfect sphere. For example for a perfect spherical object asphericity $A_D = 0$, on the other hand this quantity has an upper bound of one, a limit that is reached when the walk is extended in one dimension only. Mathematically expression for A_D is as follows:

$$A_D = \frac{\sum_{i>j}^D \langle (R_i^2 - R_j^2)^2 \rangle}{(D-1) \langle \left(\sum_{i=1}^D R_i^2 \right)^2 \rangle} \quad (27)$$

At the large D -dimension Rudnick et. al.^{31,40} showed that the expression of asphericity can be written as

$$A_D = \frac{2}{5} + \frac{12}{25D} + O\left(\frac{1}{D^2}\right). \quad (28)$$

For $D \rightarrow \infty$, $A_\infty = \frac{2}{5}$. On the other hand, for $D = 1$, $A_1 = 1$.

In^{43,44} the authors introduces a dimensional interpolation formula with $D = 0$ and $D = \infty$ and calculate the a quantity called asymmetry (similar to asphericity), which is defined as

$$\mathcal{A}_D = \frac{1}{D-1} \left\langle \frac{\sum_{i>j}^D (R_i^2 - R_j^2)^2}{\left(\sum_{i=1}^D R_i^2 \right)^2} \right\rangle. \quad (29)$$

Although both the above quantities measure the anisotropy, the asymmetry \mathcal{A}_D is slightly different from the asphericity A_D , defined in Eq. (27). Because, the asphericity of each walk in the ensemble calculated first and then the result is averaged. Whereas, for calculating the

asphericity A_D we take the average over the numerator and denominator part separately. See^{21,41} for more details.

Eq. (28) gives a dimensional dependence of A_D at the large- D limit as a power series of $1/D$. Although this power series expression for A_D does not produce the result at $D = 1$, which is $A_1 = 1$. For the interpolation at $D = 3$ we modify the above expression in Eq. (28) for A_D for the large- D limit, and use the result for A_D at $D = 1$. We rewrite the expression for the asphericity in D -dimension:

$$A_D = \frac{2}{5} + \frac{a}{D} + \frac{a^2}{D^2} + \frac{a^3}{D^3} + \dots, \quad (30)$$

where a is a parameter to be fixed from a known value of A_D at a given dimension. For the calculation purpose we consider the terms up to the cubic order in (a/D) . For $D = 1$, we know that $A_D = 1$. We put this $D = 1$ result in the above Eq. (30) and get the following condition for a

$$5a^3 + 5a^2 + 5a = 3, \quad (31)$$

which has a solution $a = 0.3894$. Now, putting back the value of a and $D = 3$ in Eq.(30) we obtain

$$A_3 = 0.5488. \quad (32)$$

We have performed numerical simulation of a random walk at $D = 3$ with $N = 1000$ steps. Then, we took an average over 100000 samples and calculate the asphericity using Eq. (27) $A_{sim} = 0.5240$, which is in close estimation with the above theoretical prediction.

Conclusion

The simplicity of the $D \rightarrow \infty$ limit attributed to the removal of the derivatives terms from the Hamiltonian in the case of electronic structure.³⁵ Thus one has to find the mini-

imum energy of an effective potential. For the random walk, at $D \rightarrow \infty$ limit, the walker takes a step in along each D -dimensional axis. The simplicity of the $D = 1$ limit keeps derivatives in a Hamiltonian and is a true hyperquantum limit. Combining these extreme partner limits delivers the dimensional interpolation formula. We have used the interpolation formula successfully for two-electron atoms²⁸ and generalized it for few electron atoms, simple diatomic molecules,²⁹ and metallic hydrogen.³⁰ In this article we implemented the dimensional interpolation formula for the random walks and calculated physical quantities like radii of gyration and asphericity in two and three dimensions to show its robustness in different topics in physics and chemistry.

The complexity of N -step random walk problem at $D = 3$ is of order order 6^N , where as in $D = 1$, it is of the order 2^N . Therefore, in $D = 3$ the complexity of the simulation grows exponentially ($6^N/2^N = 3^N$) with the number of steps and with the number of dimension. Whereas, for random walks at $D = \infty$ there is an analytical formula, which is described above. It is relatively easy to calculate the $D \rightarrow \infty$ and $D = 1$ limits, so the interpolation formula can predict results for the physical dimensions, $D = 2$ or 3 . The interpolation formula is general and might be used to obtain accurate results for other complex systems such as spin systems on different lattices used extensively for magnetic materials and quantum computing simulations.

Authors' information

ORCID IDs: Kumar Ghosh: 0000-0002-4628-6951, Sabre Kais: 0000-0003-0574-5346, Dudley Herschbach: 0000-0003-3225-0648. Note: The authors have no competing financial interest.

Acknowledgements

S. K. acknowledges funding by the U.S. Department of Energy (Office of Basic Energy Sciences) under Award No. DE-SC0019215.

References

- (1) Pearson, K. The problem of the random walk. *Nature* **1905**, *72*, 294.
- (2) Lebowitz, J. L.; Montroll, E. W. Nonequilibrium phenomena. II-From stochastics to hydrodynamics. *NASA STI/Recon Technical Report A* **1984**, *85*, 43951.
- (3) Chandrasekhar, S. Stochastic problems in physics and astronomy. *Reviews of modern physics* **1943**, *15*, 1.
- (4) Domb, C.; Joyce, G. S. Cluster expansion for a polymer chain. *Journal of Physics C: Solid State Physics* **1972**, *5*, 956.
- (5) De Gennes, P. G.; Gennes, P. G. *Scaling concepts in polymer physics*; Cornell university press, 1979.
- (6) Šolc, K. Statistical mechanics of random-flight chains. IV. Size and shape parameters of cyclic, star-like, and comb-like chains. *Macromolecules* **1973**, *6*, 378–385.
- (7) Mandelbrot, B. B. *The fractal geometry of nature*; W.H. Freeman New York, 1982; Vol. 1.
- (8) Codling, E. A.; Plank, M. J.; Benhamou, S. Random walk models in biology. *Journal of the Royal society interface* **2008**, *5*, 813–834.
- (9) Cooper, J. C. B. World stock markets: Some random walk tests. *Applied Economics* **1982**, *14*, 515–531.

- (10) Essam, J. W.; Domb, C.; Green, M. S. Phase transitions and critical phenomena. *Phase Transit. Crit. Phenomena* **1972**, *2*, 1583–1585.
- (11) Stauffer, D. Scaling theory of percolation clusters. *Physics reports* **1979**, *54*, 1–74.
- (12) Aronovitz, J.; Stephen, M. Universal features of the shapes of percolation clusters and lattice animals. *Journal of Physics A: Mathematical and General* **1987**, *20*, 2539.
- (13) Witten, T. A.; Cates, M. E. Tenuous structures from disorderly growth processes. *Science* **1986**, *232*, 1607–1612.
- (14) Family, F.; Vicsek, T.; Meakin, P. Are random fractal clusters isotropic? *Physical review letters* **1985**, *55*, 641.
- (15) Kuhn, W. über die gestalt fadenförmiger moleküle in lösungen. *Kolloid-Zeitschrift* **1934**, *68*, 2–15.
- (16) Flory, P. J. *Principles of polymer chemistry*; Cornell University Press, 1953.
- (17) Herschbach, D. R.; Avery, J. S.; Goscinski, O. *Dimensional scaling in chemical physics*; Springer Science & Business Media, 2012.
- (18) Goodson, D. Z.; López-Cabrera, M.; Herschbach, D. R.; Morgan III, J. D. Large-order dimensional perturbation theory for two-electron atoms. *J. Chem. Phys.* **1992**, *97*, 8481–8496.
- (19) Zhen, Z.; Loeser, J. *Dimensional Scaling in Chemical Physics*; Springer, 1993; pp 83–114.
- (20) Kais, S.; Herschbach, D. R. The $1/Z$ expansion and renormalization of the large-dimension limit for many-electron atoms. *J. Chem. Phys.* **1994**, *100*, 4367–4376.
- (21) Rudnick, J.; Gaspari, G. The shapes of random walks. *Science* **1987**, *237*, 384–389.

- (22) Loeser, J. G.; Zhen, Z.; Kais, S.; Herschbach, D. R. Dimensional interpolation of hard sphere virial coefficients. *J. Chem. Phys.* **1991**, *95*, 4525–4544.
- (23) Kais, S.; Herschbach, D. R. Dimensional scaling for quasistationary states. *J. Chem. Phys.* **1993**, *98*, 3990–3998.
- (24) Wei, Q.; Kais, S.; Herschbach, D. Dimensional scaling treatment of stability of simple diatomic molecules induced by superintense, high-frequency laser fields. *J. Chem. Phys.* **2008**, *129*, 214110.
- (25) Wei, Q.; Kais, S.; Herschbach, D. Dimensional scaling treatment of stability of atomic anions induced by superintense, high-frequency laser fields. *J. Chem. Phys.* **2007**, *127*, 094301.
- (26) Kais, S.; Sung, S. M.; Herschbach, D. R. Large-Z and-N dependence of atomic energies from renormalization of the large-dimension limit. *Int. J. Quantum Chem.* **1994**, *49*, 657–674.
- (27) Germann, T. C.; Kais, S. Large order dimensional perturbation theory for complex energy eigenvalues. *J. Chem. Phys.* **1993**, *99*, 7739–7747.
- (28) Herschbach, D. R.; Loeser, J. G.; Virgo, W. L. Exploring Unorthodox Dimensions for Two-Electron Atoms. *J. Phys. Chem. A* **2017**, *121*, 6336–6340.
- (29) Ghosh, K. J. B.; Kais, S.; Herschbach, D. R. Unorthodox Dimensional Interpolations for He, Li, Be Atoms and Hydrogen Molecule. *Frontiers in Physics* **2020**, *8*, 331.
- (30) Ghosh, K. J. B.; Kais, S.; Herschbach, D. R. Dimensional interpolation for metallic hydrogen. *Phys. Chem. Chem. Phys.* **2021**, *23*, 7841–7848.
- (31) Rudnick, J.; Beldjenna, A.; Gaspari, G. The shapes of high-dimensional random walks. *Journal of Physics A: Mathematical and General* **1987**, *20*, 971.

- (32) Frantz, D. D.; Herschbach, D. R. Lewis electronic structures as the large-dimension limit for H_2^+ and H_2 molecules. *Chemical physics* **1988**, *126*, 59–71.
- (33) Tan, A. L.; Loeser, J. G. In *Dimensional Scaling in Chemical Physics*; Herschbach, D. R., Avery, J., Goscinski, O., Eds.; Springer Netherlands: Dordrecht, 1993; pp 230–255.
- (34) López-Cabrera, M.; Tan, A. L.; Loeser, J. G. Scaling and interpolation for dimensionally generalized electronic structure. *J. Phys. Chem.* **1993**, *97*, 2467–2478.
- (35) Loeser, J. G.; Summerfield, J. H.; Tan, A. L.; Zheng, Z. Correlated electronic structure models suggested by the large-dimension limit. *J. Chem. Phys* **1994**, *100*, 5036–5053.
- (36) Šolc, K. Shape of a Random-Flight Chain. *J. Chem. Phys* **1971**, *55*, 335–344.
- (37) Debye, P. The intrinsic viscosity of polymer solutions. *J. Chem. Phys* **1946**, *14*, 636–639.
- (38) Kramers, H. A. The behavior of macromolecules in inhomogeneous flow. *J. Chem. Phys* **1946**, *14*, 415–424.
- (39) Zimm, B. H.; Stockmayer, W. H. The Dimensions of Chain Molecules Containing Branches and Rings. *J. Chem. Phys* **1949**, *17*, 1301–1314.
- (40) Theodorou, D. N.; Suter, U. W. Shape of unperturbed linear polymers: polypropylene. *Macromolecules* **1985**, *18*, 1206–1214.
- (41) Rudnick, J.; Gaspari, G. The aspharity of random walks. *J. Phys. A: Math. Gen.* **1986**, *19*, L191.
- (42) Aronovitz, J. A.; Nelson, D. R. Universal features of polymer shapes. *Journal de physique* **1986**, *47*, 1445–1456.

- (43) Loeser, J. G.; Herschbach, D. In *New Methods in Quantum Theory*; Tsipis, C., Popov, V., Herschbach, D., Avery, J., Eds.; Kluwer Academic Pub: Dordrecht, 1996.
- (44) Herschbach, D. R. Dimensional scaling and renormalization. *International journal of quantum chemistry* **1996**, *57*, 295–308.