

Speech is Silver, Silence is Golden: What do ASVspoof-trained Models Really Learn?

Nicolas M. Müller¹, Franziska Dieckmann², Pavel Czepin²,
Roman U. Canals², Konstantin Böttinger¹ and Jennifer Williams³

¹Fraunhofer Institute for Applied and Integrated Security AISEC, Germany

²Technical University of Munich, Germany

³The University of Edinburgh, UK

nicolas.mueller@aisec.fraunhofer.de

Abstract

We present our analysis of a significant data artifact in the official 2019/2021 ASVspoof Challenge Dataset. We identify an uneven distribution of silence duration in the training and test splits, which tends to correlate with the target prediction label. Bonafide instances tend to have significantly longer leading and trailing silences than spoofed instances. In this paper, we explore this phenomenon and its impact in depth.

We compare several types of models trained on a) only the duration of the *leading* silence and b) only on the duration of *leading* and *trailing* silence. Results show that models trained on only the duration of the leading silence perform particularly well, and achieve up to 85% percent accuracy and an equal error rate (EER) of 0.15 (scale between 0 and 1). At the same time, we observe that trimming silence during pre-processing and then training established antispoofing models using signal-based features leads to comparatively worse performance. In that case, EER increases from 0.03 (with silence) to 0.15 (trimmed silence). Our findings suggest that previous work may, in part, have inadvertently learned the spoof/bonafide distinction by relying on the duration of silence as it appears in the official challenge dataset. We discuss the potential consequences that this has for interpreting system scores in the challenge and discuss how the ASV community may further consider this issue.

1. Introduction

The ASVspoof 2019 Challenge¹ Dataset is the most established dataset for training and benchmarking systems designed for the detection of spoofed audio and audio deepfakes [1]. Overall, the dataset presents two related tasks: logical access (LA) and physical access (PA). All of the data is based on the VCTK corpus [2]. In this paper, we focus on the data that is used for the LA task which is concerned with the detection of spoofed speech that was generated from voice conversion (VC), text-to-speech (TTS) synthesis, and vocoder copy-synthesis. The ASVspoof 2019 dataset includes spoofs created by a broad range of speech synthesis techniques, and includes state-of-the-art models such as WaveNet [3] and the top-performing neural network VC system from the 2018 Voice Privacy Challenge [4, 5].

The task of detecting audio deepfakes implies the need to look for features of the data that correspond to the ground-truth

labels (bonafide vs. spoofed). Ordinarily, any discovered artifacts would correspond with the nature of a deepfake such as a noisy glitch, phase mismatch, reverberation, or loss of intelligibility [6, 7]. Likewise, data artifacts that are not related to deepfakes would be counterproductive for research and development purposes.

During the process of training competitive models for deepfake detection, we observed a data artifact that is of interest to the ASVspoof community. We noticed an irregularity regarding how silences are distributed in the dataset. This could be problematic since a model may learn to only, or at least partially, base its decision on the duration of the silence. Such instances of dataset artifacts are not unknown in machine learning as with the issue found in the Pascal VOC 2007 dataset, where all images of horses also contained a specific watermark [8].

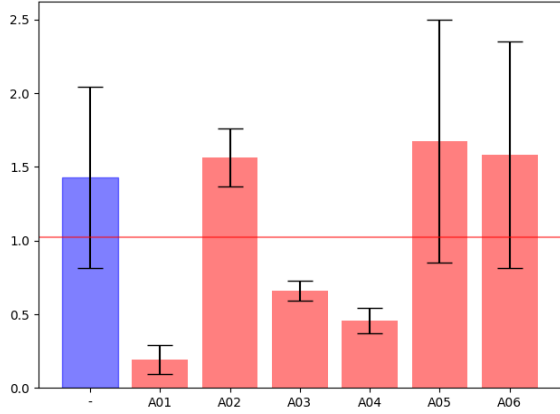
Any data-driven learner, such as a neural network, will pick up on this uneven distribution of silences in the ASVspoof data. This raises the question: have previous methods learned to discriminate audio deepfakes solely, or at least partially, based on the duration of the leading and trailing silences? Our main contribution in this paper seeks to answer this question. In addition, we examine the performance of a model trained using the duration of silence as the only feature. We report how performance deteriorates with strong baselines from published work when the silence in training data has been trimmed. And we discuss the implications that this has for the larger ASVspoof community.

2. Logical Access (LA) Dataset Description

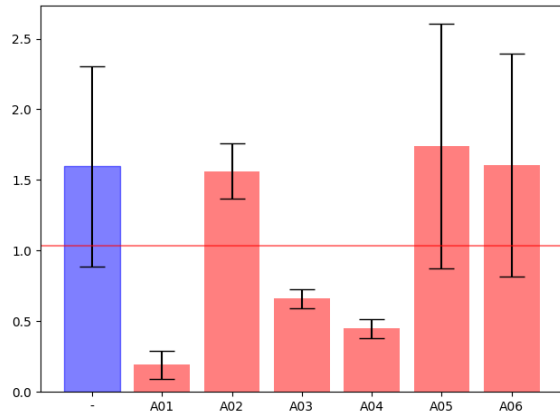
The dataset consists of pairs "speech, label" where speech is a .flac recording of human speech, either synthesized (label=spoof) or authentic (label=bonafide). Already, several competitions have been organized, which all base their challenges on this dataset [9, 10], and a significant number of related work has been published which uses ASVspoof as their baseline [11, 12, 13, 14]. More details about the dataset are detailed in [4].

We observe an uneven distribution of the duration of silences in the ASVspoof 2019 dataset. Figure 1 visualizes this for each of the three data splits 'train', 'dev', 'eval'. The duration of the silence in the LA data seems to be a very informative feature to tell apart the bonafide (blue) and spoof (red) samples. The bonafide samples have much longer silences than many of the attacks. This is reasonable, since the attacks are

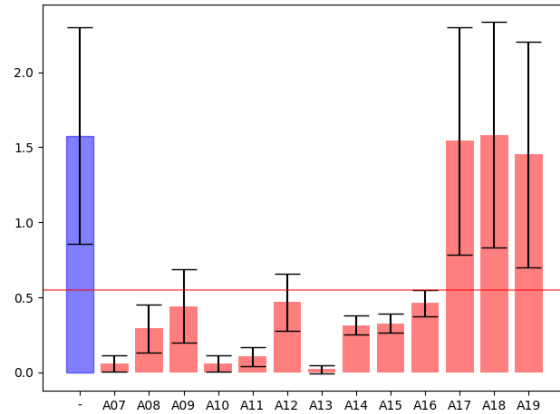
¹<https://www.asvspoof.org/>



(a) The average silence duration in seconds per audio file for the data split ‘train’.



(b) This plot shows the average silence duration in seconds per audio file for the data split ‘dev’.



(c) This plot shows the average silence duration in seconds per audio file for the data split ‘eval’.

Figure 1: The duration of the leading + trailing silence per attack ID in the LA part of ASVspoof 2019. The blue bar visualizes the average silence duration in seconds for benign data, while the red shows the different attacks with their attack ID on the x-axis. The error bars highlight the standard deviation and the red horizontal line displays the average silence duration over all malicious attacks.

created by text-to-speech systems, which are usually designed such that there is no leading or trailing silence in the output. In fact, silences are usually trimmed from TTS training data, since arbitrary silences introduce uncertainty into the TTS training process.

3. Model Descriptions

In order to evaluate this phenomenon further, we implement the following models, which we use to empirically determine the amount of information contained in the dataset’s silence.

3.1. Our Baselines

First, we implement a random baseline, which has no trainable parameter and scores new samples with a random scalar $\lambda \in [0, \dots, 1]$. We expect this model to yield an EER of 0.5 on any given dataset or task. Additionally, we implement a fully connected neural network (FCNN) with two hidden layers of size 128, ReLU activation, 10% Dropout and a single output neuron with sigmoid activation. This simple model serves as a baseline for more advanced learners.

3.2. Established Models

We implement three models, a Deep Residual Network, an LSTM and a CNN-GRU model. These models are more powerful than the previously employed linear model, and achieve an EER of up to 0.05. Note that we train only on the ‘train’ split, not on the ‘dev’ split.

ResNet. This model is a deep residual pre-activation network similar to [12]. It consists of a stack of four residual layers, each of which consists of two stacks of batch-norm, leaky-relu and a two-dimensional convolutional network. We use a kernel size of (3, 3), stride of (1, 1) and padding of (1, 1). Since these configurations do not shrink the spatial dimensions, we employ AveragePooling along the feature dimension, preserving time dimension (i.e. kernel size of (3, 1)).

CNN. This model closely follows the architecture presented in [15], and consists of a stack of convolutional layers with (3,3) kernels, each with batch-norm and ReLU activation, followed by a Gated Recurrent Network. The CNN output is reshaped to conserve the time-dimension (i.e. aggregating channel and feature dimension) and fed into a three-layer GRU, whose outputs are fed into two linear layers with 50% dropout. The final linear layer has a single output neuron, followed by sigmoid activation. These linear layers classify each feature-frame separately, and the result is aggregated via mean over the time dimension and finally activated via the sigmoid function.

LSTM. This model follows [16], and consists of a three-layered, bi-directional LSTM with 10% percent dropout and 256 hidden neurons. The output of the LSTM is fed into a linear projection layer, which has a single output neuron. We take the mean over all outputs along the time dimension, which yields a single logit $\lambda \in \mathbb{R}$. Finally, we apply sigmoid activation to match the targets $\in [0, 1]$.

RawNet2. This model [17] is a state-of-the-art convolutional / residual neural network using raw features as input. This means that the audio is not transformed to spectrogram, but that the waveform (16000 samples per second!) is supplied to the model directly, which then employs stacks of convolutional layers to extract higher-level features. This model is an official baseline for the ASVspoof 2021 challenge. We used the source code provided by the authors.

Model	Train EER	Dev EER	Eval EER	LA21	DF21
FCNN	0.33±0.03	0.31±0.03	0.15±0.00	19.93%	17.42%
Random	0.50±0.01	0.50±0.01	0.50±0.00	-	-

Table 1: The results of training a dense neural network on only the *duration* of leading silence, compared against a random baseline. The network is able to significantly outperform the random baseline (see test EER, highlighted in blue). Results for the 2021 data (Deepfake and Logical Access) are copied verbatim from the submission platform, which scales EER between 0 and 100.

4. Experimental Design

4.1. Training setup

We train our models on the ‘train’ split, and evaluate their performance both on the ‘dev’ and ‘eval’ split. We implement the models in Python 3.8 using PyTorch and run the experiments on an Nvidia A100 GPU. We train the models for 50 epochs each with a learning rate of 0.001, using the Adam Optimizer [18] with a weight-decay of $1e^{-6}$. No early stopping is employed. We standard-normalize our features (subtracting the mean and dividing by the standard deviation) and use binary cross-entropy loss.

4.2. Baseline Silence Features

In order to evaluate the impact of the leading silence, we train the FCNN described in Section 3.1 on the ASVspoof 2019 dataset, but extract only a **single** feature: The duration of the leading silence in seconds. If there really is information contained in just the *duration* of the silence, we expect the FCNN to outperform the random baseline, i.e. obtain EER less than 0.5. Section 5.1 presents the results.

4.3. Silence Trimming and CQT-Features

Additionally, we use three stronger models, a Deep Residual Network (ResNet), an LSTM and a CNN-GRU model (c.f. Section 3.1), and train them with and without access to the audio silence. More specifically, we employ two different pre-processing techniques:

- **Time-wise subselection:** The first pre-processing technique is dubbed ‘time-wise subselection’. If enabled ($t > 0$), it returns a random subsection of the audio of duration t . For each epoch, a new random selection is returned. If $t = -1$, this pre-processing technique is disabled and the audio remains unchanged. We test two settings: $t = 2.4s$ and $t = -1$. For $t = 2.4s$, a randomly chosen slice of duration 150 (since $150 * 0.016s = 2.4s$) from the audio is returned (where the hop size is 0.016 seconds). This has, among others, the effect that the model does not have consistent access to the audio silence.
- **Trim Silence.** The second pre-processing technique trims, if enabled, the silence of all audios before returning them to the model. We use the librosa [19] library for this and employ `librosa.effects.trim` with a `ref_db` of 40 as threshold to get the duration of the leading silence.

We train these models with four possible combinations of the two data augmentation techniques (time-wise subselection,

and silence trimming). These combinations yielded twelve configurations. We run each of these two times, resulting in training 24 models in total. We expect to see a deterioration in EER if indeed the duration of the silence leaks significant information w.r.t. the target label. Results are presented in Section 5.2.

In another version of this experiment, we repeat the previous trial, but remove the silence only from the evaluation data. More specifically, we train a model on the unmodified ‘train’ split of ASVspoof 2019 with full access to original audio, i.e. *with* access to the silences. We then evaluate the model on two versions of the ‘eval’ split: First, we evaluate it on the unchanged evaluation data. Second, we test it on the evaluation data wherein the leading and trailing silence had been truncated. Results are presented in Section 5.2.

4.4. Silence Trimming and RawNet2

Additionally, we integrated RawNet2 [17], one of the official ASVspoof2021 baselines, into our test setup. Since it uses *feature subselection* by design ($t = 4s$), we did not test it without (i.e. we skip testing $t = -1$ as we did previously), but use only silence trimming. We train the model for 50 epochs and three times for each configuration, and present the results in Section 5.3.

5. Results and Analysis

5.1. Baseline Results

Table 1 shows the results when training the FCNN only on the *duration* of the leading silence. The data is averaged over four individual runs, and shown with standard-deviation. Our very simple model substantially outperforms the random baseline, and achieves a respectable 0.15 EER on the test set (v.a. 0.5 EER of the random baseline), using only a single feature as input: the duration of the leading silence (i.e. only a single, scalar input). Observe how the EER differs between the ‘dev’ and ‘eval’ dataset (0.31 vs 0.15). This is because the ‘eval’ dataset has a larger number of attacks where the duration of the silence clearly indicates the label (A07-A16), c.f. Figure 1c. Note that this phenomenon occurs also for the 2021 dataset (both for the ‘LA’ and ‘deepfake’ dataset), where the FCNN trained only on the duration of the audio silence significantly beats the 50% EER threshold (we obtain 19.93% and 17.42% EER, scale between 0 and 100, c.f. Table 1).

State of the art, deep learning models which use MFCC [20] or CQT [21] features achieve around 0.04-0.07 EER. While this is a significant improvement compared to an EER of 0.15, we suspect that these deep learning models use the duration of the leading and trailing silence to discriminate the audio files nevertheless.

5.2. Results for Silence Trimming and CQT-Features

This section presents the results of the experiment described in 4.3, where we train models from Section 3.1 both with and without access to the audio silence. Table 2 presents the individual results.

Note that there is a single configuration of pre-processing steps where the model has the chance to consistently exploit information contained in the duration of the leading silence: Subselection $t = -1$ and Trim Silence = False. For all models, this configuration considerably outperforms all other configurations: The models net an EER of 0.05, 0.07 and 0.08 (blue boxes) when they have reliable access to the leading silence.

Model	Subsel.	Trim Sil.	Dev EER	Eval EER
ResNet	-1	False	0.01±0.00	0.05±0.01
ResNet	-1	True	0.09±0.07	0.27±0.03
ResNet	2.4s	False	0.02±0.01	0.25±0.01
ResNet	2.4s	True	0.02±0.01	0.29±0.01
CNN	-1	False	0.00±0.00	0.07±0.01
CNN	-1	True	0.01±0.00	0.26±0.04
CNN	2.4s	False	0.01±0.00	0.20±0.01
CNN	2.4s	True	0.00±0.00	0.25±0.01
LSTM	-1	False	0.01±0.01	0.08±0.01
LSTM	-1	True	0.06±0.01	0.27±0.01
LSTM	2.4s	False	0.04±0.00	0.19±0.01
LSTM	2.4s	True	0.06±0.01	0.26±0.00

Table 2: Three Deep Learning Models are trained on the ASVspoof 2019 ‘train’ split and evaluated on both ‘dev’ and ‘eval’, each with four different configurations of data augmentation. For each model, the test EER is lowest (blue box) when the data augmentation allows consistent access to the audio silence.

Model Name	Trim Sil.	Eval	Eval EER
LSTM	False	0.07	
LSTM	True	0.35	

Table 3: An LSTM model trained with leading + trailing silence, evaluated on the 2019 ‘eval’ data, with and without trimming the silence from the evaluation data. Observe how removing the silences increases EER by 500%.

In the other three scenarios, they never achieve more than 0.19 EER. This is less than what the very basic single-feature dense network in Section 5.1 achieved. This strongly hints at the fact that the models draw considerable, if not most of their discriminatory power from either the duration of the silence, or the silence itself.

We observe the same phenomenon when trimming silence only from the evaluation data (c.f. Table 3): When removing the silences from the eval dataset, EER increases from 0.07 to over 0.35. This again strongly hints at the fact that the bulk of information w.r.t the target label is contained in the silence.

5.3. Results for RawNet2 on ASVspoof 2021

Table 4 presents the results when evaluating RawNet, one of the ASVspoof 2021 baselines. We observe the same phenomenon as in previous experiments: When the model has access to the audio silences during training (i.e. *Trim Silence* = *False*), EER is low (0.03). When *Trim Silence* = *True*, the EER of the 2019 ‘eval’ data increases by a factor of 5 an absolute value of 0.15.

Additionally, we evaluate the models on the 2021 *DF* and *LA* datasets². We observe the same trend when we submit the models’ scores to the CodaLab submission platform, c.f. Table 4: For both the *DF* and the *LA* task, trimming the silence during training severely degrades model performance (EER increases from 6.28% to 20.79% for the deepfake, and 10.38% to 27.39% for the *LA* part). We observe that suspiciously much information is contained in the audio silence, without which model performances degrades significantly.

²We evaluate the 2021 data only for exemplifying the silence issue and not because this is a system submission to the challenge.

Model	Trim Sil.	EER Eval.	DF21	LA21
RawNet2	False	0.036±0.01	6.28%	10.38%
RawNet2	True	0.155±0.05	20.79%	27.39%

Table 4: RawNet2[17], one of the baselines of the ASVspoof 2021 challenge, trained with and without access to the audio silence. Results averaged over three runs. Removing silence from the Training set prevents the model from using the duration of the silence in the eval set as cue. Consequently, 2019 ‘eval’ EER deteriorates by about 500%. The same phenomenon can be observed for the 2021 data from the Deepfake (DF) and Logical Access (LA) track (EER values copied as is from CodaLab, for comparison with 2019 data, divide by 100).

5.4. Duration of Silence as an Auxiliary Feature

Finally, we try supplying the duration of leading + trailing silence as a feature to our models, in order to see if this might improve performance. However, we are unable to observe any improvements in EER. We presume that the models are able to extract the duration of the leading silence easily enough on their own, such that there is no benefit in providing it manually.

6. Related Work

There is some previous work that examines the impact of silence in ASVspoof. For example, [13] find that the duration of silence in the PA part of ASVspoof 2019 differs between bonafide and spoof data. Additionally, [22] performed an analysis of silence injection as well as silence padding. In particular, they found that silence padding correlated with bonafide vs. spoofed ground truth labels. Their work focused on how silence (both injected and original padding) affects performance of systems such as Gaussian mixture models (GMMs) and support vector machines (SVMs). While the analysis is insightful, they did not re-evaluate top-performing systems from the challenge or examine silence as a standalone feature and that is what is addressed in this paper.

7. Conclusion

We have examined the data that was used in the Logical Access (LA) task of ASVspoof 2019 Challenge with respect to the distribution of leading and trailing silences. We demonstrated that simply the *duration* of the silence provides the deep learning models with considerable information about the bonafide vs. spoof labels. When the leading and trailing silences are removed, performance deteriorates for strong models that were published in related work, including ResNet, LSTM and CNN-GRU. Our experiments indicate that models trained on the original ASVspoof 2019 LA dataset may learn to classify bonafide vs. spoof speech audio primarily based on the duration of the silence. Understandably, this may not be what the ASVspoof Challenge organizers had intended, and it could potentially inhibit progress in this very important research.

Since a lot of related work uses ASVspoof as a benchmark, it may be necessary to take appropriate steps. A simple solution may be to publish a second version of the dataset, where the leading silence has been removed via the Python librosa library or a forced aligner such as the Montreal Forced Aligner (MFA) [23]. Another possible remedy is to add more training, development, and evaluation examples such that the duration of the

leading silence is balanced between bonafide vs. spoof labels, as well as attack types.

We have shown that the presence / absence of leading and trailing silence in speech audio is sufficient to significantly change the EER performance of various types of models in the ASVspoof 2019 Challenge. Preliminary results indicate that this extends to the ASVspoof 2021 datasets. We suspect that techniques from previous work may learn to classify audio mostly based on the duration of the silence. This makes generalisation complicated.

8. References

- [1] Junichi Yamagishi, Massimiliano Todisco, Md Sahidullah, Héctor Delgado, Xin Wang, Nicolas Evans, Tomi Kinnunen, Kong Aik Lee, Ville Vestman, and Andreas Nautsch. Asvspoof 2019: The 3rd automatic speaker verification spoofing and countermeasures challenge database. 2019.
- [2] Christophe Veaux, Junichi Yamagishi, Kirsten MacDonald, et al. Superseded-cstr vctk corpus: English multi-speaker corpus for cstr voice cloning toolkit. 2017.
- [3] Aäron van den Oord, Sander Dieleman, Heiga Zen, Karen Simonyan, Oriol Vinyals, Alex Graves, Nal Kalchbrenner, Andrew Senior, and Koray Kavukcuoglu. Wavenet: A generative model for raw audio. In *9th ISCA Speech Synthesis Workshop*, pages 125–125.
- [4] Xin Wang, Junichi Yamagishi, Massimiliano Todisco, Héctor Delgado, Andreas Nautsch, Nicholas Evans, Md Sahidullah, Ville Vestman, Tomi Kinnunen, Kong Aik Lee, et al. Asvspoof 2019: A large-scale public database of synthesized, converted and replayed speech. *Computer Speech & Language*, 64:101114, 2020.
- [5] Tomi Kinnunen, Jaime Lorenzo-Trueba, Junichi Yamagishi, Tomoki Toda, Daisuke Saito, Fernando Villavicencio, and Zhenhua Ling. A spoofing benchmark for the 2018 voice conversion challenge: Leveraging from spoofing countermeasures for speech artifact assessment. In *Proc. Odyssey 2018 The Speaker and Language Recognition Workshop*, pages 187–194, 2018.
- [6] Zhizheng Wu, Eng Siong Chng, and Haizhou Li. Detecting converted speech and natural speech for anti-spoofing attack in speaker recognition. In *Thirteenth Annual Conference of the International Speech Communication Association*, 2012.
- [7] Md Sahidullah, Tomi Kinnunen, and Cemal Hanilçi. A comparison of features for synthetic speech detection. 2015.
- [8] Sebastian Lapuschkin, Stephan Wäldchen, Alexander Binder, Grégoire Montavon, Wojciech Samek, and Klaus-Robert Müller. Unmasking clever hans predictors and assessing what machines really learn. *Nature communications*, 10(1):1–8, 2019.
- [9] Asvspoof 2019: Automatic speaker verification spoofing and countermeasures challenge. <https://www.asvspoof.org/index2019.html>. Accessed: 2021-06-11.
- [10] Asvspoof 2021: Automatic speaker verification spoofing and countermeasures challenge. <https://www.asvspoof.org/index2019.html>. Accessed: 2021-06-11.
- [11] Akash Chintha, Bao Thai, Saniat Javid Sohrwardi, Kartavya Bhatt, Andrea Hickerson, Matthew Wright, and Raymond Ptucha. Recurrent convolutional structures for audio spoof and video deepfake detection. *IEEE Journal of Selected Topics in Signal Processing*, 14, 2020.
- [12] Moustafa Alzantot, Ziqi Wang, and Mani B Srivastava. Deep residual neural networks for audio spoofing detection. *arXiv preprint arXiv:1907.00501*, 2019.
- [13] Bhusan Chettri, Daniel Stoller, Veronica Morfi, Marco A Martínez Ramírez, Emmanouil Benetos, and Bob L Sturm. Ensemble models for spoofing detection in automatic speaker verification. *arXiv preprint arXiv:1904.04589*, 2019.
- [14] Zheng Wang, Sanshuai Cui, Xiangui Kang, Wei Sun, and Zhonghua Li. Densely connected convolutional network for audio spoofing detection. In *2020 Asia-Pacific Signal and Information Processing Association Annual Summit and Conference (APSIPA ASC)*, pages 1352–1360. IEEE, 2020.
- [15] Yuxuan Wang, Daisy Stanton, Yu Zhang, RJ-Skerry Ryan, Eric Battenberg, Joel Shor, Ying Xiao, Ye Jia, Fei Ren, and Rif A Saurous. Style tokens: Unsupervised style modeling, control and transfer in end-to-end speech synthesis. In *International Conference on Machine Learning*, pages 5180–5189. PMLR, 2018.
- [16] Ye Jia, Yu Zhang, Ron J Weiss, Quan Wang, Jonathan Shen, Fei Ren, Zhifeng Chen, Patrick Nguyen, Ruoming Pang, Ignacio Lopez Moreno, et al. Transfer learning from speaker verification to multispeaker text-to-speech synthesis. *arXiv preprint arXiv:1806.04558*, 2018.
- [17] Hemlata Tak, Jose Patino, Massimiliano Todisco, Andreas Nautsch, Nicholas Evans, and Anthony Larcher. End-to-end anti-spoofing with rawnet2. In *ICASSP 2021-2021 IEEE International Conference on Acoustics, Speech and Signal Processing (ICASSP)*, pages 6369–6373. IEEE, 2021.
- [18] Diederik P Kingma and Jimmy Ba. Adam: A method for stochastic optimization. *arXiv preprint arXiv:1412.6980*, 2014.
- [19] Brian McFee et Al. librosa/librosa: 0.8.1rc2, May 2021.
- [20] Robert Kubichek. Mel-cepstral distance measure for objective speech quality assessment. In *Proceedings of IEEE Pacific Rim Conference on Communications Computers and Signal Processing*, volume 1, pages 125–128. IEEE, 1993.
- [21] Judith C Brown. Calculation of a constant q spectral transform. *The Journal of the Acoustical Society of America*, 89(1):425–434, 1991.
- [22] Bhusan Chettri. *Voice biometric system security: Design and analysis of countermeasures for replay attacks*. PhD thesis, Queen Mary University of London, 2020.
- [23] Michael McAuliffe, Michaela Socolof, Sarah Mihuc, Michael Wagner, and Morgan Sonderegger. Montreal forced aligner: Trainable text-speech alignment using kald. In *Interspeech*, volume 2017, pages 498–502, 2017.