

A SPARSE APPROXIMATE INVERSE FOR TRIANGULAR MATRICES BASED ON JACOBI ITERATION

ZHONGJIE LU *

Abstract. In this paper, we propose a sparse approximate inverse for triangular matrices (SAIT) based on Jacobi iteration. The main operation of the algorithm is matrix-matrix multiplication. We apply the SAIT to iterative methods with ILU preconditioners. Then the two triangular solvers in the ILU preconditioning procedure are replaced by two matrix-vector multiplications, which can be fine-grained parallelized. We test the new algorithm by solving some linear systems and eigenvalue problems.

Keywords: parallel preconditioner, ILU factorization, iterative method, linear system, eigenvalue problem

1. Introduction. The incomplete LU (ILU) factorization is a type of general-purpose preconditioning techniques for sparse linear systems. There are two main obstacles in its parallelization. The first is the parallel generation of ILU factors. Many theories and techniques have been used to improve its parallelization. Here are some references on this problem [1, 3, 10, 15, 16, 18]. In our previous paper [8], we propose an iterative ILU (IterILU) factorization in matrix form. The factors can be generated by several matrix-matrix multiplications and some dropping rules, which are of fine-grained parallel operations. The IterILU has similar preconditioning effect to the conventional ILU factorizations in solving many problems. The second obstacle is solving triangular systems in the preconditioning procedure. It is easy to solve exactly a triangular system using forward or backward substitution method. However, this is a highly sequential process, and it may be executed many times in solving a system, which cannot exploit the performance of a parallel computing platform sufficiently. This is the main problem we study in this paper.

The simplest parallelization strategy in solving triangular systems is to compute the summations in the substitution methods in parallel:

$$x_i = \frac{1}{a_{ii}} \left(b_i - \sum_{k=1}^{i-1} a_{ik} x_k \right) \quad \text{or} \quad x_i = \frac{1}{a_{ii}} \left(b_i - \sum_{k=i+1}^n a_{ik} x_k \right).$$

This is a low-level concurrent method, especially for sparse triangular matrices. Its corresponding blocking method can improve the performance. The level-scheduling method with reordering techniques improve the parallelism further [2]. However, these methods still have some restrictions in taking full use of multicore computers.

Another strategy is to replace the exact solution of a triangular system by an approximate one. This ideal is based on the fact that the ILU factorization is incomplete. The solutions of the incomplete factors could tolerate some errors. The Jacobi iteration method is an easy way to obtain approximate solutions [9, 10], and it mainly involves matrix-vector multiplications and vector additions, which are of fine-grained parallelism. However, too many matrix and vector operations may increase the runtime. An alternative method is to use sparse approximate inverses (SAI), which is based on the decay of inverses of sparse matrices [12, 13, 19]. When using SAI in the ILU preconditioning, the two triangular solvers can be replaced by only

*Dipartimento di Matematica, Università di Pavia, via Ferrata 5, 27100 Pavia, Italy.
Current address: School of Mathematical Sciences, University of Science and Technology of China, Hefei, Anhui 230026, China. Email: zhjlu@ustc.edu.cn

two matrix-vector multiplications. There are several ways to compute the SAI of a matrix, for example Frobenius norm minimization and incomplete inverse factorization [5, 6, 7, 20]. Also, there are some SAIs specially designed for triangular systems [4, 17, 22]. In [14, 21], the truncated Neumann expansions play a similar role to the SAIs of ILU factors. Some recent processes of this topic are introduced in [1].

In this paper, we propose a Sparse Approximate Inverse for Triangular systems (SAIT) based on Jacobi iteration. The SAIT algorithm only involves sparse matrix-matrix multiplications and some dropping rules, which are almost the same with the IterILU algorithms in [8]. The two algorithms IterILU-SAIT can be regarded as an entire preconditioner.

This paper is organized as follows. In section 2, we propose an exact inverse for triangular matrix, and construct the general form of the SAIT algorithm. In section 3, we use two dropping strategies to specify the SAIT algorithm. In section 4, we apply the new preconditioners to solving linear systems and eigenvalue problems with iterative methods. In section 5, it is the conclusion.

2. The basic idea of the SAIT algorithm. We solve the triangular system

$$Tx = b$$

by Jacobi iteration method

$$x^k = D^{-1}(D - T)x^{k-1} + D^{-1}b. \quad (2.1)$$

Here D is the diagonal matrix of T . As T is triangular, the iteration solution converges to the exact solution within at most n steps.

For the sake of simplicity, we denote $\tilde{T}_0 = I - D^{-1}T$. Then, (2.1) becomes

$$x^k = \tilde{T}_0 x^{k-1} + D^{-1}b.$$

Letting the initial datum $x^0 = 0$, we list the solution of each iteration:

$$\begin{aligned} x^1 &= D^{-1}b \\ x^2 &= \tilde{T}_0 x^1 + D^{-1}b = (\tilde{T}_0 + I)D^{-1}b \\ x^3 &= \tilde{T}_0 x^2 + D^{-1}b = (\tilde{T}_0^2 + \tilde{T}_0 + I)D^{-1}b \\ &\dots \\ x^k &= \tilde{T}_0 x^{k-1} + D^{-1}b = \sum_{i=0}^{k-1} \tilde{T}_0^i D^{-1}b. \end{aligned}$$

Denoting

$$M_k = \sum_{i=0}^{k-1} \tilde{T}_0^i D^{-1}, \quad (2.2)$$

then we have

$$x^k = M_k b.$$

As \tilde{T}_0 is a strictly triangular matrix, we have $\tilde{T}_0^k = 0$ when $k \geq n$. Consistent with the convergence property of Jacobi method for triangular systems, the exact inverse of T is a finite series of (2.2), i.e.

$$T^{-1} = M_n \equiv \sum_{i=0}^{n-1} \tilde{T}_0^i D^{-1}. \quad (2.3)$$

In the following, we construct approximate inverses for triangular matrices based on the exact inverse (2.3). The approximation comes from two aspects, truncation and dropping. Let us study a truncated term of (2.3) M_m , where $m < n - 1$ and

$$M_m = D^{-1} + \tilde{T}_0 D^{-1} + \tilde{T}_0^2 D^{-1} + \cdots + \tilde{T}_0^m D^{-1},$$

In order to reduce the computation, we rewrite M_k in (2.2) as an equivalent form:

$$\begin{aligned} M_0 D &= I, \\ M_1 D &= \tilde{T}_0 + I, \\ M_2 D &= \tilde{T}_0(\tilde{T}_0 + I) + I, \\ M_3 D &= \tilde{T}_0(\tilde{T}_0(\tilde{T}_0 + I) + I) + I, \\ &\dots \end{aligned} \quad (2.4)$$

This is the Horner's method in calculating values of polynomial functions. The same method was also proposed by a Chinese mathematician *Qin Jiushao* in 13th century Song dynasty [23]. Furthermore, we present (2.4) in a recursive formula:

$$\begin{aligned} M_0 D &= I, \\ M_1 D &= \tilde{T}_0(M_0 D) + I, \\ M_2 D &= \tilde{T}_0(M_1 D) + I, \\ M_3 D &= \tilde{T}_0(M_2 D) + I, \\ &\dots \\ M_m D &= \tilde{T}_0(M_{m-1} D) + I, \end{aligned} \quad (2.5)$$

Then, we perform some dropping rules after each multiplication by \tilde{T}_0 in (2.5). As M_k contains high-order term \tilde{T}_0^i ($i = 1, \dots, m$), too many nonzeros are contained in the final result. Dropping some of them can make the storage at a reasonable level. This strategy is summarized in Algorithm 1.

3. Dropping strategies. Similar to the generation of ILU factors, we use two dropping strategies, threshold-based and pattern-based, to concretize Algorithm 1.

Threshold-based. In step 3 of Algorithm 1, the diagonal entries of M are all units. We drop the entries whose magnitudes are small than τ ($\tau < 1$) in M . By this setting, we can avoid dropping the diagonal entries, such that M can be always full rank during the iterations. This strategy is presented in Algorithm 2. We implement this algorithm in Matlab, pasted in Appendix A.

Pattern-based. We set a fixed sparsity pattern \mathbf{S} in advance, and drop the entries out of \mathbf{S} in each iteration. The patterns of power functions of the original

Algorithm 1 Sparse Approximate Inverse for Triangular matrices base on Jacobi iteration (SAIT)

- 1: Set the initial data $M = I$, let D be the diagonal matrix of T and let $\tilde{T}_0 = I - D^{-1}T$.
 - 2: **for** $k = 1, 2, \dots, m$ **do**
 - 3: $M = \tilde{T}_0 M + I$
 - 4: execute dropping rules on M
 - 5: **end for**
 - 6: $M = MD^{-1}$
-

Algorithm 2 Threshold-based Sparse Approximate Inverse of Triangular matrices SAIT_Thr(τ, m)

- 1: Set the initial data $M = I$, let D be the diagonal matrix of T and let $\tilde{T}_0 = I - D^{-1}T$.
 - 2: **for** $k = 1, 2, \dots, m$ **do**
 - 3: $M = \tilde{T}_0 M + I$
 - 4: drop the entries in M whose magnitudes are small than τ ($\tau < 1$)
 - 5: **end for**
 - 6: $M = MD^{-1}$
-

matrix are often used in computing sparse approximate inverses [20]. Letting T_0 be the strictly triangular part of T , we have

$$T^p = (D + T_0)^p = \sum_{i=0}^p C_p^i D^{p-i} T_0^i.$$

Since T_0 shares the same pattern with \tilde{T}_0 , compared with (2.2), T^p has the same pattern with M_{p+1} . As M_p tends to the exact inverse with $p \rightarrow n$, this pattern can be regarded as a truncated pattern of the exact inverse. When $p = 1$, it is the Jacobi preconditioner, while when $p = 2$, it is the pattern of the original matrix T . The M_p can be obtained by Algorithm 1 without dropping any entries. Then, we keep the pattern of M_p , and in the following iterations, drop the entries out of this pattern. The number p should not be too large, as the number of nonzeros in the pattern increases rapidly with p increasing. This dropping strategy is summarized in Algorithm 3.

3.1. Balance between nonzeros and iteration counts. In the Algorithm 2 and 3, if we use smaller threshold τ and larger p , we can obtain more accurate approximate inverses, as the SAIT matrices contains more nonzero entries. However, higher accuracy of SAIT matrices do not mean shorter runtime in solving a system with this preconditioner. We list the following terms related to an iterative solver with the SAIT preconditioners:

- $iter(M_L, M_U)$: M_L and M_U are the SAIT matrices of ILU factors L and U , respectively. This term is the iteration count of a iterative solver with M_L and M_U in preconditioning procedure.
- $comp(M_L, M_U)$: the total time of computing matrix-vector multiplications with M_L and M_U .
- $othercomp$: the time of computing other terms in each iteration except the preconditioning procedure.

Algorithm 3 Pattern-based Sparse Approximate Inverse of Triangular matrices
 SAIT_Pat(p, m)

```

1: Set the initial data  $M = I$ , let  $D$  be the diagonal matrix of  $T$  and let  $\tilde{T}_0 = I - D^{-1}T$ .
2: for  $k = 1, 2, \dots, p$  do
3:    $M = \tilde{T}_0 M + I$ 
4: end for
5: get the sparsity pattern  $\mathbf{S}$  of  $M$ 
6: for  $k = 1, 2, \dots, m$  do
7:    $M = \tilde{T}_0 M + I$ 
8:   drop the entries in  $M$  out of the pattern  $\mathbf{S}$ 
9: end for
10:  $M = MD^{-1}$ 

```

Then, the runtime of a preconditioned iterative method can be estimated roughly as the following formula:

$$runtime = iter(M_L, M_U) \times \left(comp(M_L, M_U) + othercomp \right). \quad (3.1)$$

For a certain iterative method and a certain computer environment, the term *othercomp* is usually fixed. If we use more accurate SAIT matrices, the iteration count $iter(M_L, M_U)$ decreases. However, we can not expect that the SAIT preconditioners can reduce the iteration count less than exact triangular solver. Mostly, after exceeding some point, more nonzeros in M_L and M_U can not reduce the $iter(M_L, M_U)$ further. On the other side, more nonzeros can cause the term $comp(M_L, M_U)$ increasing, sequentially, the eventual *runtime* increasing. In order to reduce the runtime, it should make a balance between the accuracy of SAIT matrices and the iteration count. As the accuracy is mainly decided by the threshold τ and the number p in the Algorithm 2 and 3, respectively, there should be some τ or p that makes the runtime of an iterative solver with SAIT shortest. We call such parameters *Optimal*. The optimal parameters may vary with different problems and different computer environments. We will verify the discussion above using numerical experiments in section 4.2.

In the ILU preconditioning procedure, the solution of $L(Uz) = y$ for a vector y is replaced by two matrix-vector multiplications $M_U(M_L y)$. An alternative method is to compute the multiplication of M_U and M_L in advance. Here, the multiplication can be regarded as an approximate inverse of A :

$$M_A = M_U M_L \approx U^{-1} L^{-1} \approx A^{-1}.$$

Then, $M_U(M_L y)$ can be replaced by only one multiplication $M_A y$. This can be a choice. However, for many cases, the number of nonzeros in M_A is larger the sum of nonzeros in M_U and M_L , and the runtime of $M_A y$ may be longer than that of $M_U(M_L y)$.

4. Numerical experiments. In this section, we take the level-0 and level-1 ILU factors as the original triangular systems and use the SAIT algorithm to approach their inverses. And then we apply the SAIT matrices to solving some linear systems and eigenvalue problems with preconditioned iterative methods. The code is implemented in Matlab and run on a laptop with an Intel i7-6700HQ CPU with 16 GB RAM

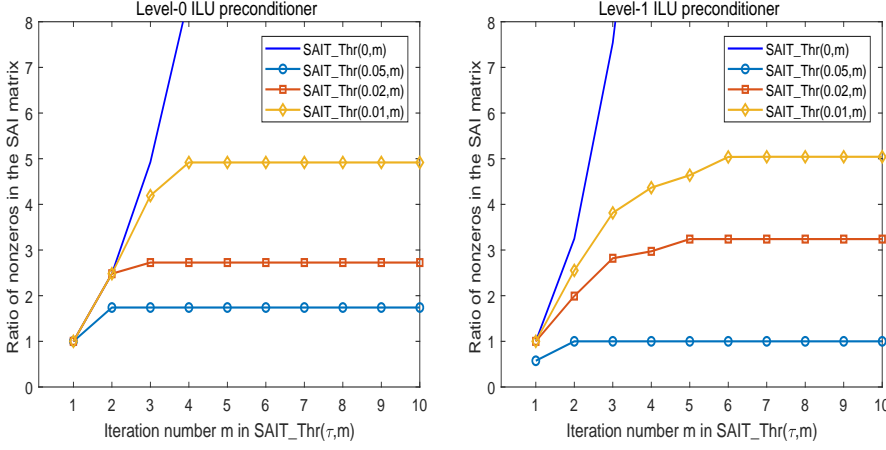


Fig. 4.1: The ratios of the nonzeros in the SAIT matrices generated by $\text{SAIT_Thr}(\tau, m)$ with different τ and m for level-0 (Left) and level-1 (Right) ILU factors.

and GTX970M GPU with 3 GB memory. The main test model is a square matrix with 10^6 rows/columns from the finite difference discretization of three-dimensional Laplace equation with homogeneous Dirichlet boundary condition on a $102 \times 102 \times 102$ mesh. We also provide some examples from the University of Florida sparse matrix collection [11]. We set the stopping criteria to 10^{-10} for all the numerical experiments uniformly.

4.1. $\text{SAIT_Thr}(\tau, m)$ and $\text{SAIT_Pat}(p, m)$. We approximate the inverses of the triangular factors in level-0 and level-1 ILU factorizations by the $\text{SAIT_Thr}(\tau, m)$ in Algorithm 2 and $\text{SAIT_Pat}(p, m)$ in Algorithm 3 with different parameters, respectively. Then, we test and compare the preconditioning effects of these SAIT preconditioners. To show the number of nonzeros in a SAIT matrix intuitively, we define the ratio

$$\text{ratio} = \frac{\text{nnz}(M_T)}{\text{nnz}(T)},$$

where T is a triangular matrix and M_T is its approximate inverse. Figure 4.1 shows the tendencies of the ratios of nonzeros in SAIT matrices generated by $\text{SAIT_Thr}(\tau, m)$ with different threshold $\tau = 0, 0.05, 0.02, 0.01$ and increasing iteration number m . The setting $\tau = 0$ means that there is no entry dropped in each iteration. In this case, its numbers of nonzeros increase rapidly. For other nonzero τ , the numbers of nonzeros reach different stable states after several iterations. The smaller τ results in the more nonzeros in its corresponding SAIT matrix. For $\text{SAIT_Pat}(p, m)$, a fixed p leads to a fixed pattern, which means that the number of nonzeros of its SAIT matrix is fixed. We put their ratios of the SAIT matrices of this algorithm in the legends in Figure 4.3.

Next, we test the effects of SAIT matrices as preconditioners in PCG method. For the matrices generated by $\text{SAIT_Thr}(\tau, m)$, the iteration counts of PCG decrease with increasing m until reaching different stable states, shown in Figure 4.2. When using $\text{SAIT_Pat}(p, m)$, the iteration counts keep stable with m varying, shown in Figure

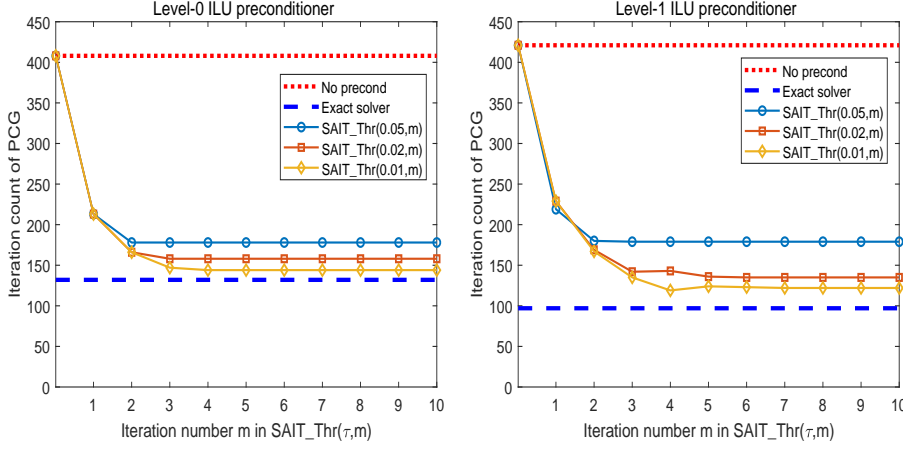


Fig. 4.2: The iteration counts of PCG with SAIT preconditioners generated by $\text{SAIT_Thr}(\tau, m)$ with different τ and m for level-0 (left) and level-1 (right) ILU factors.

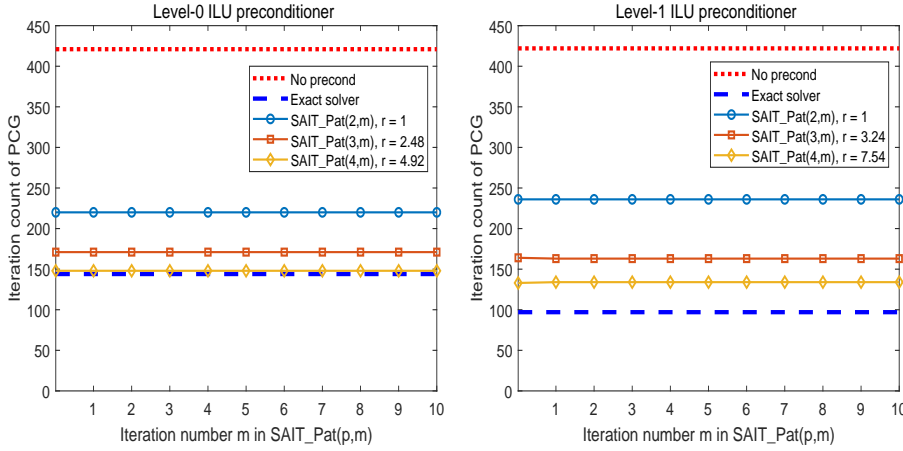


Fig. 4.3: The iteration counts of PCG with SAIT preconditioners generated by $\text{SAIT_Pat}(p, m)$ with different p and m for level-0 (left picture) and level-1 (right picture) ILU factors.

4.3. For the both algorithms, the small threshold τ or larger p (more nonzeros) means less iteration count. However, there is no case that the iteration count of the SAIT preconditioner can be less than that of the exact triangular solver.

Finally, we compare the two dropping strategies. From tendencies in Figure 4.4, the PCG iteration count of $\text{SAIT_Thr}(\tau, m)$ is less than that of $\text{SAIT_Pat}(p, m)$ with the same nonzeros for the both level ILU factorizations.

4.2. Jacobi iteration and Runtime. Since the SAIT algorithms are designed based on Jacobi iteration method, if we use the Jacobi method in the preconditioning procedure directly, it is equivalent to the SAIT matrices generated by $\text{SAIT_Thr}(0, m)$, which are more accurate than the cases with thresholds $\tau > 0$. In addition, it requires

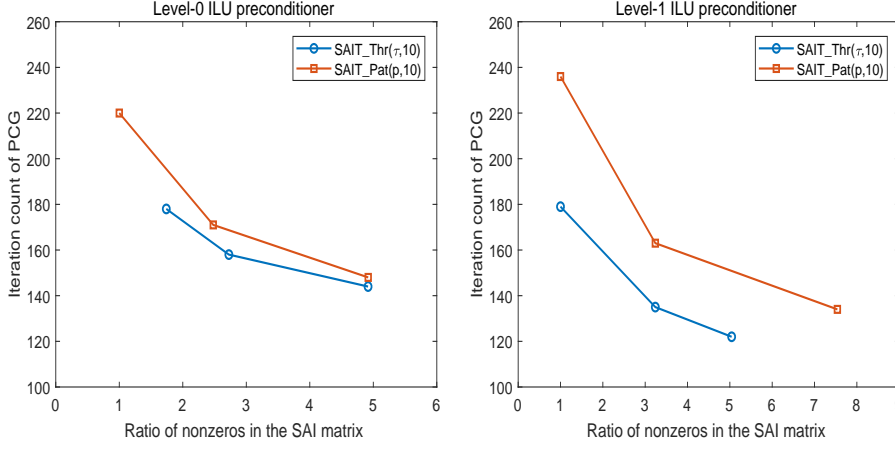


Fig. 4.4: The comparisons of the iteration counts of PCG with SAIT preconditioner generated by SAIT_Thr(τ, m) and SAIT_Pat(p, m) for level-0 (left picture) and level-1 (right picture) ILU factors.

	level-0 ILU			level-1 ILU		
	ratio	iter	time (s)	ratio	iter	time (s)
SAIT_Thr(0.05,10)	1.74	189	9.95	1.00	184	9.97
SAIT_Thr(0.02,10)	2.73	168	10.52	3.37	133	12.73
SAIT_Thr(0.01,10)	4.92	154	13.24	5.17	121	15.48
SAIT_Pat(1,10)	1.00	228	10.83	1.00	229	12.22
SAIT_Pat(2,10)	2.48	177	10.95	3.25	158	15.37
SAIT_Pat(3,10)	4.92	154	13.25	7.54	129	22.09

Table 4.1: The ratios the nonzeros, iteration count and runtime in solving the 3D FDM system using PCG method with different SAIT preconditioners. The red italic numbers are the least iteration account or the shortest runtime of the SAIT preconditioners generated by level-0 and level-1 ILU factors, respectively.

less memory, since a SAIT matrix usually has more nonzeros than its original matrix. We list the iteration counts and runtime of the SAIT algorithms in Table 4.1 and the Jacobi method in Table 4.2, respectively. The PCG iteration counts with Jacobi method can be almost the same as the exact solver after several iteration. However, its runtime is much longer than that of SAIT preconditioners. The reason is that Jacobi method involves several matrix-vector multiplications and vector-vector additions, while there are only two matrix-vector multiplications when using the SAIT preconditioners, although their matrices usually have more nonzeros than the matrix involved in Jacobi method.

From the Table 4.1, we observe that less iteration count does not means shorter runtime. We try more threshold parameters in SAIT_Thr(τ, m), shown in Figure 4.5. The iteration count does not decrease continuously with smaller threshold τ (more nonzeros) after some point. Even though we use the exact inverses which are usually full triangular matrices, the iteration count is equal to the exact triangular solver,

Jacobi iter	level-0 ILU		level-1 ILU	
	iter	time (s)	iter	time (s)
1	423	29.88	423	31.87
2	229	21.03	240	24.78
3	173	19.33	169	22.10
4	152	20.43	134	21.19
5	152	23.23	116	21.48
6	149	25.94	108	23.45
7	147	28.19	104	24.74
8	146	30.76	101	27.21
9	145	33.67	97	28.38
10	145	36.60	98	31.31
11	145	39.53	98	33.90
12	145	42.28	98	36.50
13	145	45.66	98	39.25
14	145	48.44	97	41.43
15	145	51.54	97	47.38

Table 4.2: The iteration counts and runtime in solving the 3D FDM system using PCG method with Jacobi method with different iteration number in the preconditioning procedure. The red italic numbers are the shortest runtime of level-0 and level-1 ILU factors, respectively.

which is not an arbitrarily small number. However, a SAIT matrix with too much nonzeros can increase the cost in computing matrix-vector multiplications. From the relation between the runtime and numbers of nonzeros, the right picture of Figure 4.5, there should exist an optimal threshold τ in respect of the runtime. There is no existing theory to predict such optimal parameter. It can be found by numerical experiments for each specific problem.

4.3. More examples. We apply the SAIT algorithms to more examples, shown in Table 4.3. Table 4.4 are the results using the $\text{SAIT_Thr}(\tau, m)$ preconditioners. Here, the ratios of nonzeros in the SAIT matrices generated by their corresponding thresholds (may be not optimal) are mainly in the range of 1 to 2 times. We also try $\text{SAIT_Pat}(p, m)$ for these examples, shown in Table 4.5. Comparing with the results of the two dropping strategies, the threshold-based $\text{SAIT_Thr}(\tau, m)$ preconditioners perform better than the pattern-based $\text{SAIT_Pat}(p, m)$ for these problems. In Table 4.4, we also compare the iteration counts of SAIT preconditioners with the exact solver. Even though more iterations, the runtime of SAIT can be reduced by multicore computers easily.

4.4. Solving with GPU. The main computations of the basic Conjugate Gradient method are matrix-vector multiplications and vector-inner products. With the SAIT preconditioners, the preconditioning procedure are two matrix-vector multiplications. These operations can be highly parallelized. The preconditioned solver can be moved to GPU almost without modification. We run the solver with the same preconditioners in Table 4.1 on the GPU. Though the iteration counts are the same with the execution on CPU, the codes are accelerated several times by CPU, shown in Table 4.6.

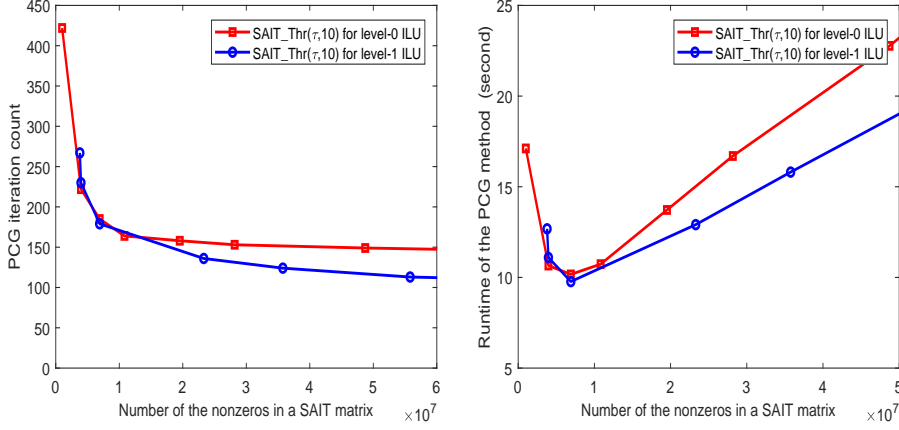


Fig. 4.5: Left: the relation between the PCG iteration counts and the numbers of nonzeros in the SAIT preconditioners. Right: the relation between the runtime of PCG method and the numbers of nonzeros in the SAIT preconditioners.

	row/column	nnz
apache1	80800	542184
apache2	715176	4817870
thermal1	82654	574458
thermal2	1228045	8580313
parabolic_fem	525825	3674625
G3_circuit	1585478	7660826
ecology2	999999	4995991
thermomech_dM	204316	1423116
thermomech_TC	102158	711558

Table 4.3: The numbers of rows and nonzeros of some SPD matrices from [11].

	no p.c.	level-0 ILU						level-1 ILU					
		exact	τ	ratio	SAIT			exact	τ	ratio	SAIT		
apache1	3777	365	0.05	1.46	439	20.3%		249	0.03	1.80	316	26.9%	
apache2	5528	882	0.05	1.39	1092	23.8%		587	0.03	1.70	797	35.8%	
thermal1	1707	651	0.05	1.43	703	8.0%		363	0.04	1.76	435	19.8%	
thermal2	6626	2555	0.05	1.42	2763	8.1%		1401	0.04	1.72	1674	19.5%	
parabolic_fem	3515	1423	0.1	0.96	1640	15.2%		845	0.04	1.32	946	12.0%	
thermomech_dM	89	10	0.06	1.01	11	10.0%		6	0.02	1.02	8	33.3%	
thermomech_TC	89	10	0.06	1.01	11	10.0%		6	0.02	1.02	8	33.3%	
ecology2	7127	2123	0.08	2.00	2830	33.3%		1303	0.06	3.25	1942	49.0%	
G3_circuit	21205	1182	0.08	2.07	1582	33.8%		643	0.08	2.38	1174	82.6%	

Table 4.4: The iteration counts of PCG method with the exact solver and SAIT preconditioners generated by $\text{SAIT_Thr}(\tau, m)$.

	level-0 ILU				level-1 ILU			
	m = 2		m = 3		m = 2		m = 3	
	ratio	SAIT	ratio	SAIT	ratio	SAIT	ratio	SAIT
thermomech_dM	1	11	1.60	10	1	10	2.37	6
thermomech_TC	1	11	1.60	10	1	10	2.37	6
thermal1	1	847	1.85	690	1	743	2.49	440
thermal2	1	3284	1.85	2674	1	2868	2.48	1635
parabolic_fem	1	1678	1.56	1451	1	1444	2.38	893
apache1	1	3252	2.41	2236	1	4102	3.11	2570
apache2	1	2753	2.42	1818	1	3521	3.12	2500
G3_circuit	1	3993	2.04	2751	1	3713	2.37	2245
ecology2	1	3738	2.00	2799	1	3765	2.25	2549

Table 4.5: The iteration counts of PCG method with the SAIT preconditioners generated by SAIT_Pat(p, m).

	level-0 ILU			level-1 ILU		
	ratio	iter	time (s)	ratio	iter	time (s)
SAIT_Thr(0.05,10)	1.74	189	1.34	1.00	184	1.34
SAIT_Thr(0.02,10)	2.73	168	1.33	3.37	133	1.59
SAIT_Thr(0.01,10)	4.92	154	1.81	5.17	121	1.81
SAIT_Pat(1,10)	1.00	228	1.47	1.00	229	1.67
SAIT_Pat(2,10)	2.48	177	1.36	3.25	158	1.92
SAIT_Pat(3,10)	4.92	154	1.80	7.54	129	2.38

Table 4.6: The same codes in Table 4.1 are run on GPU.

4.5. Preconditioned solver for eigenvalue problems. When using the simultaneous preconditioned methods to compute the eigenvalues of a system, there are many vectors to deal with in the preconditioning procedure of each iteration. With SAIT preconditioners, this procedure can be done through two matrix-matrix multiplications. Here, we use the LOBPCG method to compute the first 4 eigenvalues of the three-dimensional FDM matrix with 10^6 rows/columns in the previous part of this section. In order to improve the convergence efficiency, we enlarge the subspace in the LOBPCG method by computing one more eigenvalue. When the errors of the first 4 eigenvalues reach the stopping criteria 10^{-10} , we stop iterating. We use level-0 and level-1 ILU factorizations, and set the threshold $\tau = 0.03$ in SAIT_Thr(τ, m) when computing their SAIT matrices. Table 4.6 and 4.7 show their results, respectively.

5. Conclusion. We derive a sparse approximate inverse for triangular systems based on Jacobi iteration and specify the algorithm with two dropping strategies. We present some numerical examples to show the effects of SAIT preconditioners. Though the iteration counts of SAIT are larger than the exact triangular solver, the runtime can be reduced essentially by parallel execution.

Appendix A. The Matlab code of SAIT_Thr(τ, m).

```
function M = SAIT_Thr(T, tau, m)
```

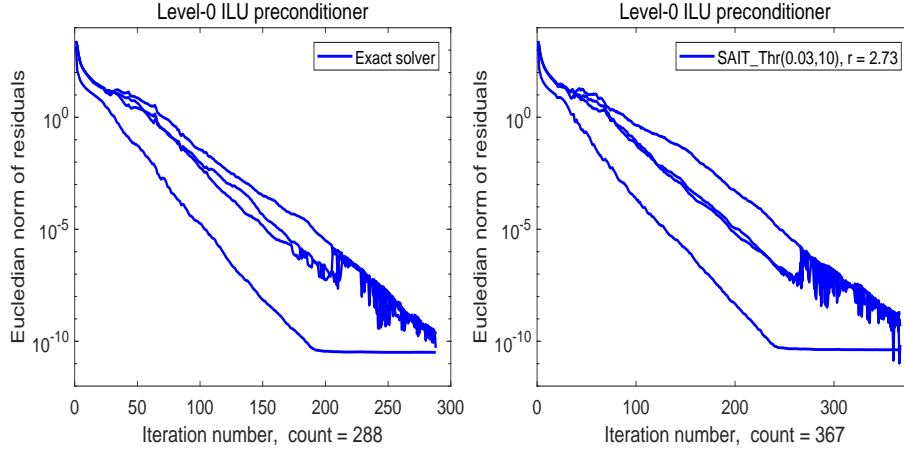


Fig. 4.6: The convergence history in solving Laplace eigenvalue problem using LOPBCG method with the exact solver and a SAT preconditioner generate by SAIT_Thr(0.03, 10) for level-0 ILU factors in the preconditioning procedure.

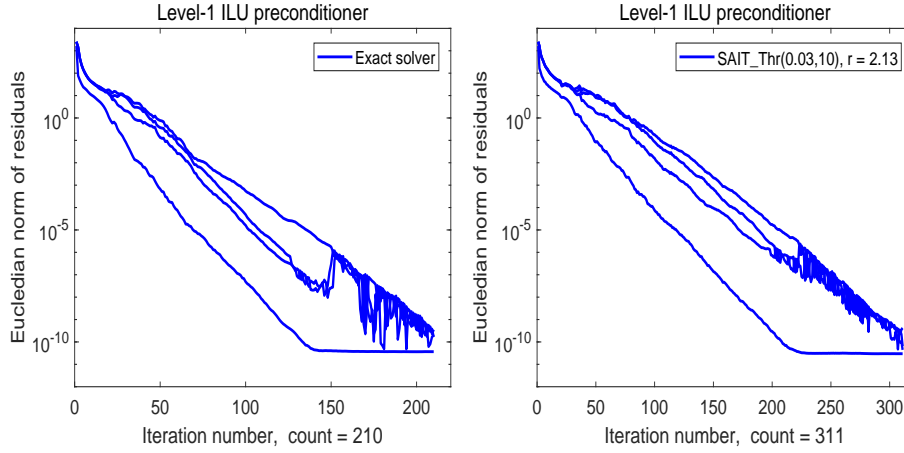


Fig. 4.7: The convergence history in solving Laplace eigenvalue problem using LOPBCG method with the exact solver and a SAT preconditioner generated by SAIT_Thr(0.03, 10) for level-1 ILU factors in the preconditioning procedure.

```

I = speye(size(T,1));
Dn = diag(diag(T).^(-1));
T0 = I - Dn*T;
M = I;

for i = 1 : m
    M = T0*M + I;
    P = (abs(M)>tau);

```

```

M = M.*P;
end

```

```

M = M*Dn;
end

```

REFERENCES

- [1] Ahmad Abdelfattah, Hartwig Anzt, Jack Dongarra, Mark Gates, Azzam Haidar, Jakub Kurzak, Piotr Luszczek, Stanimire Tomov, Ichitaro Yamazaki, and Asim YarKhan. Linear algebra software for large-scale accelerated multicore computing. *Acta Numerica*, 25:1–160, 2016.
- [2] Edward Anderson and Youcef Saad. Solving sparse triangular linear systems on parallel computers. *Internat. J. High Speed Comput.*, 1(01):73–95, 1989.
- [3] Hartwig Anzt, Edmond Chow, and Jack Dongarra. ParILUT—a new parallel threshold ILU factorization. *SIAM J. Sci. Comput.*, 40(4):C503–C519, 2018.
- [4] Hartwig Anzt, Thomas K Huckle, Jürgen Bräckle, and Jack Dongarra. Incomplete sparse approximate inverses for parallel preconditioning. *Parallel Comput.*, 71:1–22, 2018.
- [5] Michele Benzi. Preconditioning techniques for large linear systems: a survey. *J. Comput. Phys.*, 182(2):418–477, 2002.
- [6] Michele Benzi, Carl D Meyer, and Miroslav Tůma. A sparse approximate inverse preconditioner for the conjugate gradient method. *SIAM J. Sci. Comput.*, 17(5):1135–1149, 1996.
- [7] Michele Benzi and Miroslav Tuma. A comparative study of sparse approximate inverse preconditioners. *Appl. Numer. Math.*, 30(2-3):305–340, 1999.
- [8] Daniele Boffi, Zhongjie Lu, and Luca F. Pavarino. Iterative ilu preconditioners for linear systems and eigenproblems. *Journal of Computational Mathematics, to appear*.
- [9] Edmond Chow, Hartwig Anzt, Jennifer Scott, and Jack Dongarra. Using Jacobi iterations and blocking for solving sparse triangular systems in incomplete factorization preconditioning. *J. Parallel Distrib. Comput.*, 119:219–230, 2018.
- [10] Edmond Chow and Aftab Patel. Fine-grained parallel incomplete LU factorization. *SIAM J. Sci. Comput.*, 37(2):C169–C193, 2015.
- [11] Timothy A. Davis and Yifan Hu. The University of Florida sparse matrix collection. *ACM T. Math. Software (TOMS)*, 38(1):1, 2011.
- [12] Stephen Demko, William F Moss, and Philip W Smith. Decay rates for inverses of band matrices. *Math. Comp.*, 43(168):491–499, 1984.
- [13] Victor Eijkhout and Ben Polman. Decay rates of inverses of banded M-matrices that are near to toeplitz matrices. *Linear Algebra Appl.*, 109:247–277, 1988.
- [14] Ivar Gustafsson and Gunhild Lindskog. Completely parallelizable preconditioning methods. *Numer. Linear Algebra Appl.*, 2(5):447–465, 1995.
- [15] Pascal Hénon and Youcef Saad. A parallel multistage ILU factorization based on a hierarchical graph decomposition. *SIAM J. Sci. Comput.*, 28(6):2266–2293, 2006.
- [16] David Hysom and Alex Pothén. A scalable parallel algorithm for incomplete factor preconditioning. *SIAM J. Sci. Comput.*, 22(6):2194–2215, 2001.
- [17] Carlo Janna, Massimiliano Ferronato, and Giuseppe Gambolati. A block FSAI-ILU parallel preconditioner for symmetric positive definite linear systems. *SIAM J. Sci. Comput.*, 32(5):2468–2484, 2010.
- [18] Mardochée Magolu monga Made and Henk A. van der Vorst. A generalized domain decomposition paradigm for parallel incomplete LU factorization preconditionings. *Future Gener. Comp. Sy.*, 17(8):925–932, 2001.
- [19] Reinhard Nabben. Decay rates of the inverse of nonsymmetric tridiagonal and band matrices. *SIAM J. Matrix Anal. Appl.*, 20(3):820–837, 1999.
- [20] Yousef Saad. *Iterative methods for sparse linear systems*, volume 82. SIAM, 2003.
- [21] Henk A van Der Vorst. A vectorizable variant of some ICCG methods. *SIAM J. Sci. Statist. Comput.*, 3(3):350–356, 1982.
- [22] Arno CN Van Duin. Scalable parallel preconditioning with the sparse approximate inverse of triangular matrices. *SIAM J. Matrix Anal. Appl.*, 20(4):987–1006, 1999.
- [23] Wen-tsun Wu. *Grand Series of Chinese Mathematics (in Chinese)*, volume V. Beijing Normal University Publishing House, 2000.