
Minimum sharpness: Scale-invariant parameter-robustness of neural networks

Hikaru Ibayashi¹ Takuo Hamaguchi² Masaaki Imaizumi²

Abstract

Toward achieving robust and defensive neural networks, the robustness against the weight parameters perturbations, i.e., sharpness, attracts attention in recent years (Sun et al., 2020). However, sharpness is known to remain a critical issue, “scale-sensitivity.” In this paper, we propose a novel sharpness measure, *Minimum Sharpness*. It is known that NNs have a specific scale transformation that constitutes equivalent classes where functional properties are completely identical, and at the same time, their sharpness could change unlimitedly. We define our sharpness through a minimization problem over the equivalent NNs being invariant to the scale transformation. We also develop an efficient and exact technique to make the sharpness tractable, which reduces the heavy computational costs involved with Hessian. In the experiment, we observed that our sharpness has a valid correlation with the generalization of NNs and runs with less computational cost than existing sharpness measures.

1. Introduction

Despite the tremendous success of neural networks (NNs), NNs are known to be vulnerable to adversarial examples, i.e., simple perturbations to input data can mislead models (Goodfellow et al., 2014; Kurakin et al., 2016; Wu et al., 2017). Many research attempts to resolve this vulnerability to make NNs defensive for the noisy input data. Similarly, the robustness against the model parameters perturbation, or parameter-robustness, is equally essential to make NNs defensive against the noise coming from hardware neural networks (LeCun, 2019).

The parameter-robustness is a well-studied topic in different

¹Department of Computer Science, University of Southern California, Los Angeles, CA, USA ²Komaba Institute for Science, University of Tokyo, Tokyo, Japan. Correspondence to: Hikaru Ibayashi <ibayashi@usc.edu>.

lines of research, where it is called “sharpness” (Hochreiter & Schmidhuber, 1997; Keskar et al., 2017). Although sharpness was initially studied in connection to generalization performance, an increasing number of results show that controlling sharpness is the effective way to design robust models. For example, Foret et al. (2020) proposed “Sharpness-Aware Minimization” that minimizes approximated sharpness measure in their training process. Similarly, Sun et al. (2020) proposed “adversarial corruption-resistant training” that implements adversarial corruption of model parameters in their training process. As a theoretical justification, Wei & Ma (2019) rigorously proved that sharpness regarding the activation functions gives a tight upper bound of the NNs performance.

However, despite its effectiveness being shown in many ways, sharpness leaves a critical unsolved problem; “scale-sensitivity.” Dinh et al. (2017) has pointed out that traditional sharpness measures are problematic under scale transformation. If NNs utilize a non-negative homogeneous function, $\phi(ax) = a\phi(x)$ for all $a > 0$ such as ReLU (Nair & Hinton, 2010) and Maxout (Goodfellow et al., 2013) activation function, then a certain scale transformation on parameters does not change the functional property at all; however, the naive sharpness measures may change significantly. This unexpected behavior poses a problem that good sharpness should be invariant under such scale transformation, but naive sharpness measures do not.

The following are the previous major studies tackling the scale-sensitivity problem. The first study (Rangamani et al., 2019) proposed sharpness measure as a spectral norm of Riemannian Hessian on a quotient manifold. The quotient manifold makes the sharpness measure invariant due to the definition over equivalence relation via α -scale transformation. The second study (Tsuzuku et al., 2020) developed a sharpness measure through the minimization problem. The minimization enables us to select sharpness independent of scaling parameters. Although those proposed sharpness measures are free from scale-sensitivity, they have the following drawbacks: (i) they require intractable assumptions in their derivation process, and (ii) they suffer from heavy computation to handle Hessian matrices.

In this paper, we propose a novel invariant sharpness measure called *Minimum Sharpness*, which overcomes the afore-

mentioned problems. Our sharpness measure is defined as a minimum trace of Hessian matrices over equivalence classes generated by scale transformation. We show that our sharpness measure is scale-invariant owing to the minimization over an equivalence class. Further, our measure is computationally efficient thanks to our technique that can exactly and efficiently calculate Hessian. With this technique, the minimization can be carried out without costly computations, but with just several epochs forward-and-back propagation.

As empirical justifications, we carried out an experiment to report the efficiency and accuracy of our technique compared to the ground-true Hessian trace calculation. We also empirically confirmed that our sharpness validly correlates with the performance of models. The implementation of the experiment is available online¹.

2. Methodology

2.1. Preliminary

Neural Network : We define fully-connected neural networks (FCNNs) as follows:

$$f(x | \theta) = \mathbf{W}_D \phi(\mathbf{W}_{D-1} \phi \cdots (\phi(\mathbf{W}_1 \mathbf{x}) \cdots))$$

where \mathbf{x} is an input, D is the number of layers, $\theta = \{\mathbf{W}_d\}_{d=1}^D$ is a set of weight parameter matrices of d -th layer (layer parameter), and ϕ is an activation function. For brevity, we use only FCNNs in this study to the explanation.²

α -Scale Transformation : α -Scale transformation (Dinh et al., 2017) is a transformation of parameters of FCNNs that does not change the function. We use $\alpha = \{\alpha_d\}_{d=1}^D$ such that $\alpha_d > 0$ and $\prod_d \alpha_d = 1$ to rescale parameters of NNs as follows: $\theta' = \{\mathbf{W}'_d\}_{d=1}^D = \{\alpha_d \mathbf{W}_d\}_{d=1}^D$. We denote the functionality of this transformation as $\theta' = \alpha(\theta)$. Importantly, the scale transformation does not change a function by FCNNs, i.e. $\forall \mathbf{x}, f(\mathbf{x} | \theta) = f(\mathbf{x} | \theta')$, if their activation functions ϕ are non-negative homogeneous (NNH) $\forall a > 0, \phi(ax) = a\phi(x)$ such as Rectified Linear Unit (ReLU) activation.

2.2. Proposed Method: Minimum Sharpness

The previous work (Dinh et al., 2017) pointed out that the α -scale transformation can generate NNs whose functionalities are identical, but naive sharpness measures for NNs can be different. Let $L(\theta) = L(f(\cdot | \theta))$ be a loss function with a function $f(\cdot | \theta)$ and $\mathbf{H}_\theta := \nabla_\theta^2 L(\theta)$ is a Hessian matrix, whose trace can be a proxy of sharpness. Obviously $L(\theta) =$

¹<https://github.com/ibayashi-hikaru/minimum-sharpness>

²The same discussion is applicable with various NNs, including convolutional NNs.

$L(\alpha(\theta))$ holds for any α , but the trace of \mathbf{H}_θ can change under varying α . This problem motivates us to develop the ‘‘invariant’’ sharpness measure to the α -scale transformation.

Definition 1 We propose the following novel sharpness named *Minimum Sharpness (MS)* at θ ,

$$MS_\theta = \min_\alpha \text{Tr}[\mathbf{H}_{\alpha(\theta)}]. \quad (1)$$

By its definition, the minimum sharpness is invariant to α -scale transformation.

To enjoy the benefits of minimum sharpness, we need to overcome two difficulties. The first is the high computational cost to calculate Hessian matrices because a native computation of the whole Hessian matrix takes an infeasible amount of memory. The second difficulty, the target function of the optimization problem (1) is unclear in a form with respect to α . Otherwise, we have to solve the minimization problem using inefficient methods such as grid search.

To make minimum sharpness tractable, we exploit the following two propositions regarding the Hessian matrix. In the following, we consider a classification problem with a softmax loss and K labels. We note that the same discussion is applicable to convolutional NNs and other loss functions. The following results simplify the minimization problem (1).

Proposition 1 Let $\{(\mathbf{x}_i, y_i)\}_i^n$ be a set of data pairs, o_l is logit for label l , $p_l = \frac{1}{Z} \exp[o_l]$, $Z = \sum_l \exp[o_l]$, and $L(\theta) = -\frac{1}{n} \sum_i \ln p(y_i | \mathbf{x}_i; \theta)$. Then we have following formulation

$$\begin{aligned} \text{Tr}[\mathbf{H}_\theta] &= \frac{1}{n} \sum_{i=1}^n \text{score}(\mathbf{x}_i, y_i), \\ \text{score}(\mathbf{x}, y) &= \sum_{d=1}^D \left(\sum_{l=1}^K p_l \left\| \frac{\partial o_l}{\partial \mathbf{W}_d} \right\|_F - \left\| \frac{\partial \ln Z}{\partial \mathbf{W}_d} \right\|_F \right) \end{aligned}$$

where $\|\cdot\|_F$ denotes Frobenius norm.

Proposition 2 Let \mathbf{W}_d be a layer parameters in NNs with NNH activation function, $\alpha = \{\alpha_d\}_d$ be parameters of α -scale transformation. Then following relations hold

$$\frac{\partial \ln Z}{\partial \mathbf{W}_d} = \frac{1}{\alpha_d} \frac{\partial \ln Z'}{\partial \mathbf{W}'_d}, \quad \frac{\partial o_l}{\partial \mathbf{W}_d} = \frac{1}{\alpha_d} \frac{\partial o'_l}{\partial \mathbf{W}'_d},$$

where $\mathbf{W}'_d = \alpha_d \mathbf{W}_d$. The values Z, o_l and Z', o'_l are calculated using NNs f and $\alpha(f)$ respectively.

Both proofs are provided in Appendix A and B respectively. The first one provides us with decomposition to calculate

num-of-data	$n = 10$	$n = 100$	$n = 1000$
Baseline (FCNNs)	11.11 sec	11.05 sec	12.23 sec
Proposal (FCNNs)	0.018 sec	0.019 sec	0.021 sec
Baseline (CNNs)	10.19 sec	10.73 sec	21.22 sec
Proposal (CNNs)	0.026 sec	0.036 sec	0.334 sec

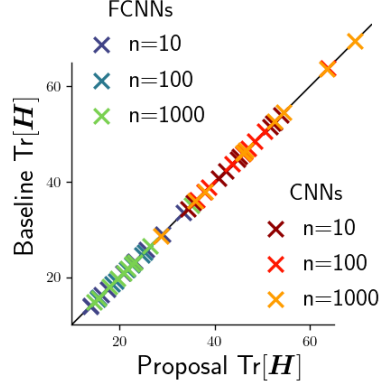


Figure 1. Comparison between baseline and proposal for calculating $\text{Tr}[\mathbf{H}]$. The left table reports averaged computational time, and the right figure shows the calculated trace.

$\text{Tr}[\mathbf{H}]$, exactly and efficiently. That is, this calculation requires only $K + 1$ epochs forward&back-propagation for gradients of Z and o_l . To the best of our knowledge, this decomposition is also our contribution.

Combining the two results, we have the following tractable formulation of minimum sharpness as

$$\text{MS}_\theta = \min_\alpha \sum_{d=1}^D \frac{1}{\alpha_d^2} \text{Tr}[\mathbf{H}_{\theta,d}],$$

where

$$\text{Tr}[\mathbf{H}_{\theta,d}] = \frac{1}{n} \sum_{i=1}^n \left(\sum_{l=1}^K p_{l@i} \left\| \frac{\partial o_{l@i}}{\partial \mathbf{W}_d} \right\|_F - \left\| \frac{\partial \ln Z_{@i}}{\partial \mathbf{W}_d} \right\|_F \right),$$

and $\mathbf{H}_{\theta,d}$ denotes diagonal blocked Hessian over d -th layer and subscription $@i$ indicates i -th data’s outputs. Here, applying inequality of arithmetic and geometric means

$$\begin{aligned} \sum_d \frac{1}{\alpha_d^2} \text{Tr}[\mathbf{H}_{\theta,d}] &\geq D \prod_d \left(\frac{1}{\alpha_d^2} \text{Tr}[\mathbf{H}_{\theta,d}] \right)^{1/D} \\ &= D \sqrt[D]{\prod_d \text{Tr}[\mathbf{H}_{\theta,d}]}, \end{aligned}$$

we obtain the following result. We note that a more detailed explanation is available in Appendix C.

Theorem 1 *We can formulate minimum sharpness as follow for no-bias FCNNs f case:*

$$\text{MS}_\theta = D \left(\prod_{d=1}^D \text{Tr}[\mathbf{H}_{\theta,d}] \right)^{1/D}.$$

Our sharpness has the following remarkable benefits. Firstly, we can check and interpret the invariance easily because

of its simple design such that all scales α_d are canceled out. Secondly, these results can be extended to with-bias NNs and convolutional NNs, e.g., by adding terms $(\prod_{i=1}^d \alpha_i)^{-2} \left\| \frac{\partial}{\partial \mathbf{b}_d} \right\|_2$ for d -th layer’s bias \mathbf{b}_d . Thirdly, as shown in the experiment section, minimum sharpness correlated with generalization gaps on the same level as previous invariant sharpness. Lastly, owing to the form in Proposition 1, we can compute the measure very efficiently without errors.

3. Experiments

3.1. Accuracy and Efficiency of $\text{Tr}[\mathbf{H}]$ Calculation

We verify the accuracy and efficiency of our developed calculation of the trace of Hessian matrices. We compare the proposed method with a naive calculation (referred to as “baseline” here), which first computes the gradients of all parameters, applies parameter-wise derivation naively for the gradients, and then selects diagonal elements from the outcome.³ The experimental details are described in Appendix F.

In Fig 1, we report the computational time (left) and the calculated trace (right). Our proposed method is significantly more efficient, and its approximation error is negligibly small. These benefits come from our simplification of Hessian calculation with the NNH activation function.

3.2. Comparison with Previous Sharpness

In addition to its scale-invariance and computational efficiency, we conduct an experiment to observe how the minimum sharpness is connected to the performance of NNs. Following previous works (Tsuzuku et al., 2020; Liang et al.,

³Note that we did NOT calculate Hessian of all parameter pairs. We tried several implementations within the naive formulation $\nabla \nabla L$ and chose the best performance from them.

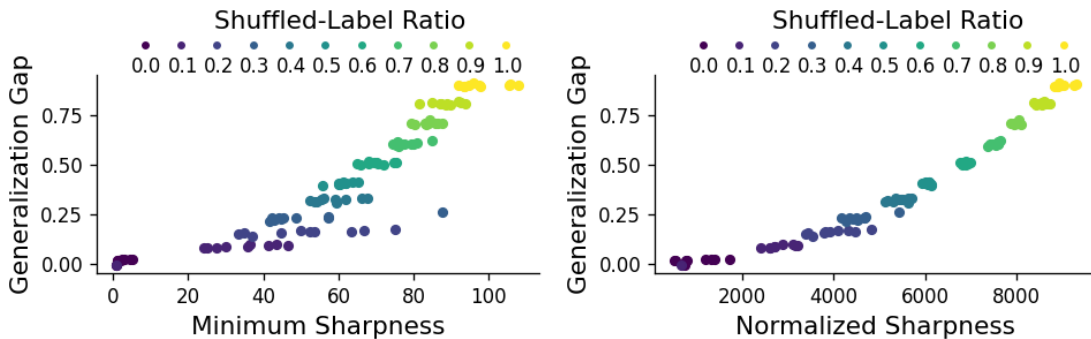


Figure 2. Numerical experiments showing that our sharpness correlates with generalization gap. We trained an FCNNs with MNIST with partially randomized labels. The ratios are shown above.

2019), we use the “training with randomized label” experiment to check if our sharpness has a valid correlation with the generalization gap. In this experiment, we use corrupted MNIST as a dataset whose labels are partially shuffled with ratios $\{0.0, 0.1, \dots, 1.0\}$. We evaluate generalization gaps using two neural network architectures: fully-connected NNs (FCNNs). We measure the difference between train accuracy and test accuracy (i.e., $\text{Acc}_{\text{train}} - \text{Acc}_{\text{test}}$) as generalization gap. For sharpness measures, we investigate the proposed minimum sharpness and the normalized sharpness by Tsuzuku et al. (2020) as a baseline.⁴ Other experimental setups are detailed in Appendix D.

We plot the sharpness measures and the generalization gap in Fig. 2. We observe that the gap and both measures are successfully correlated. We also carried out the same experiment using a convolutional model, LeNet, which is shown in Appendix E. We claim that our minimum sharpness correlates at the same level as Tsuzuku et al. (2019)’s sharpness.

4. Related Works

Vulnerability of Neural Networks Existing studies on the robustness or defensiveness of neural networks primarily focus on generating adversarial examples. Szegedy et al. (2013)’s pioneering work first proposed the concept of adversarial attack and found that neural network classifiers are vulnerable to some adversarial noise on input data. Following this work, a variety of adversarial attack algorithms were developed (Goodfellow et al., 2014; Moosavi-Dezfooli et al., 2016; Kurakin et al., 2016). In response to those, some works developed training algorithms to make NNs robust against such adversarial attacks on input data, i.e., adversarial training algorithms (Madry et al., 2018). In recent years, extending the scope of the adversarial attack to weight

parameters, Sun et al. (2020) showed that the robustness against weight parameters perturbations also contributes to the robustness of NNs. Besides their novel results, it is intriguing to see that the notion they introduced, “parameter robustness,” is mathematically equivalent to a naively defined sharpness.

Sharpness and Generalization Several empirical studies have found that the sharpness of loss surfaces correlates with the generalization performance of NNs. Hochreiter & Schmidhuber (1997) first observed that flat minima of shallow NNs generalize well. Some recent results show that deep NNs also have a similar relation (Keskar et al., 2017; Yao et al., 2018). Further, a large-scale experiment by Jiang et al. (2019) shows that sharpness measures have a stronger correlation with the generalization gap than others. Due to its desirable property, sharpness has been implemented to some practical algorithms (Chaudhari et al., 2019; Yi et al., 2019), and Foret et al. (2020) has achieved the state-of-the-art performance. There are also some theoretical works rigorously formalizing the connection between sharpness, weight perturbations, and robustness of neural networks (Wei & Ma, 2019; Tsai et al., 2021).

Sharpness Measure and Scale Sensitivity The development of scale-invariant sharpness has emerged in response to Dinh et al. (2017)’s criticism on sharpness. Wang et al. (2018) utilized the rigorous PAC-Bayes theory to define a metric called pacGen, achieving negligible scale sensitivity. Liang et al. (2019) utilized information geometry to design a scale-invariant measure, Fisher-Rao metric, which correlates with the generalization gap well under several scenarios. Rangamani et al. (2019) developed a scale-invariant sharpness measure defined over quotient manifold. However, their measure does not sufficiently correlate with a generalization gap. Tsuzuku et al. (2020) improved Wang et al. (2018)’s work and achieved scale-invariant sharpness measure. However, since the works above are exposed to either heavy computation or unrealistic approximation, they

⁴We did not follow original procedures proposed in the work (Tsuzuku et al., 2020; 2019) because their approximation to diagonal elements of \mathbf{H} is computationally heavy and numerically unstable. See more details in Appendix. G and H

are not as suitable for practical use as the naively defined sharpness (Chaudhari et al., 2019; Yi et al., 2019; Foret et al., 2020). Our minimum sharpness is the first scale-invariant sharpness ready for practical use.

References

- Botev, A., Ritter, H., and Barber, D. Practical gauss-newton optimisation for deep learning. In *Proceedings of the 34th International Conference on Machine Learning 2017*, pp. 557–565, 2017.
- Chaudhari, P., Choromanska, A., Soatto, S., LeCun, Y., Baldassi, C., Borgs, C., Chayes, J., Sagun, L., and Zecchina, R. Entropy-sgd: Biasing gradient descent into wide valleys. *Journal of Statistical Mechanics: Theory and Experiment*, 2019(12):124018, 2019.
- Dinh, L., Pascanu, R., Bengio, S., and Bengio, Y. Sharp minima can generalize for deep nets. In *Proceedings of the 34th International Conference on Machine Learning*, pp. 1019–1028, 2017.
- Foret, P., Kleiner, A., Mobahi, H., and Neyshabur, B. Sharpness-Aware minimization for efficiently improving generalization. October 2020.
- Goodfellow, I., Warde-Farley, D., Mirza, M., Courville, A., and Bengio, Y. Maxout networks. In *Proceedings of the 30th International Conference on Machine Learning*, pp. 1319–1327, 2013.
- Goodfellow, I. J., Shlens, J., and Szegedy, C. Explaining and harnessing adversarial examples. December 2014.
- Hochreiter, S. and Schmidhuber, J. Flat minima. *Neural computation*, 9:1–42, 02 1997.
- Jiang, Y., Neyshabur, B., Mobahi, H., Krishnan, D., and Bengio, S. Fantastic generalization measures and where to find them. *arXiv preprint arXiv:1912.02178*, 2019.
- Keskar, N. S., Mudigere, D., Nocedal, J., Smelyanskiy, M., and Tang, P. T. P. On large-batch training for deep learning: Generalization gap and sharp minima. *arXiv preprint arXiv:1609.04836*, 2017.
- Kurakin, A., Goodfellow, I., Bengio, S., et al. Adversarial examples in the physical world, 2016.
- LeCun, Y. 1.1 deep learning hardware: Past, present, and future. In *2019 IEEE International Solid-State Circuits Conference-(ISSCC)*, pp. 12–19. IEEE, 2019.
- Liang, T., Poggio, T., Rakhlin, A., and Stokes, J. Fisher-Rao metric, geometry, and complexity of neural networks. In *The 22nd International Conference on Artificial Intelligence and Statistics*, pp. 888–896, 2019.
- Madry, A., Makelov, A., Schmidt, L., Tsipras, D., and Vladu, A. Towards deep learning models resistant to adversarial attacks. In *International Conference on Learning Representations (ICLR)*, 2018.
- Moosavi-Dezfooli, S.-M., Fawzi, A., and Frossard, P. Deepfool: a simple and accurate method to fool deep neural networks. In *Proceedings of the IEEE conference on computer vision and pattern recognition*, pp. 2574–2582. cv-foundation.org, 2016.
- Nair, V. and Hinton, G. E. Rectified linear units improve restricted boltzmann machines. In *Proceedings of the 27th International Conference on Machine Learning*, pp. 807–814, 2010.
- Rangamani, A., Nguyen, N. H., Kumar, A., Phan, D., Chin, S. H., and Tran, T. D. A scale invariant flatness measure for deep network minima. *arXiv preprint arXiv:1902.02434*, 2019.
- Sun, X., Zhang, Z., Ren, X., Luo, R., and Li, L. Exploring the vulnerability of deep neural networks: A study of parameter corruption. June 2020.
- Szegedy, C., Zaremba, W., Sutskever, I., Bruna, J., Erhan, D., Goodfellow, I., and Fergus, R. Intriguing properties of neural networks. December 2013.
- Tsai, Y.-L., Hsu, C.-Y., Yu, C.-M., and Chen, P.-Y. Formalizing generalization and robustness of neural networks to weight perturbations. *arXiv preprint arXiv:2103.02200*, 2021.
- Tsuzuku, Y., Sato, I., and Sugiyama, M. Normalized flat minima: Exploring scale invariant definition of flat minima for neural networks using pac-bayesian analysis. *arXiv preprint arXiv:1901.04653*, 2019.
- Tsuzuku, Y., Sato, I., and Sugiyama, M. Normalized flat minima: Exploring scale invariant definition of flat minima for neural networks using pac-bayesian analysis. *Proceedings of the 37th International Conference on Machine Learning*, pp. 6262–6273, 2020.
- Wang, H., Keskar, N. S., Xiong, C., and Socher, R. Identifying generalization properties in neural networks. *arXiv preprint arXiv:1809.07402*, 2018.
- Wei, C. and Ma, T. Improved sample complexities for deep neural networks and robust classification via an all-layer margin. In *International Conference on Learning Representations*, 2019.
- Wu, L., Zhu, Z., and Weinan, E. Towards understanding generalization of deep learning: Perspective of loss landscapes. June 2017.

Yao, Z., Gholami, A., Lei, Q., Keutzer, K., and Mahoney, M. W. Hessian-based analysis of large batch training and robustness to adversaries. In Bengio, S., Wallach, H., Larochelle, H., Grauman, K., Cesa-Bianchi, N., and Garnett, R. (eds.), *Advances in Neural Information Processing Systems 31*, pp. 4949–4959, 2018.

Yi, M., Zhang, H., Chen, W., Ma, Z.-M., and Liu, T.-Y. BN-invariant sharpness regularizes the training model to better generalization. In *IJCAI*, pp. 4164–4170. researchgate.net, 2019.

A. Proof of Proposition 1

We provide proof of the proposition 1 using non-bias fully-connected neural networks (FCNNs) with NNH activation function for simplicity. This discussion can be applied to other models including with-bias NNs and convolutional NNs. Let f be a neural network and $\{(\mathbf{x}, y)\}_i^n$ be a set of data pairs. For a given input (\mathbf{x}, y) , we denote $o_l = \langle \mathbf{w}_l, f(\mathbf{x}) \rangle$ as logit for label l , softmax probability $p(l | \mathbf{x}) = p_l = \frac{1}{Z} \exp[o_l]$, and normalization term $Z = \sum_I \exp[o_l]$. We also set $L = \frac{1}{n} \sum_i^n L_i$ where $L_i = -\ln p(y_i | \mathbf{x}_i)$ as loss, and $\Delta = \nabla^2$ as Laplace operator.

Our goal in this section is to show the following relation

$$\text{Tr}[\mathbf{H}] = \frac{1}{n} \sum_i^n \text{score}(\mathbf{x}_i, y_i)$$

$$\text{score}(\mathbf{x}, y) = \sum_d \left(\sum_l p_l \left\| \frac{\partial o_l}{\partial \mathbf{W}_d} \right\|_F - \left\| \frac{\partial \ln Z}{\partial \mathbf{W}_d} \right\|_F \right)$$

where $\|\cdot\|_F$ denotes Frobenius norm.

Firstly, we can decompose $\text{Tr}[\mathbf{H}] = \text{Tr}[\Delta L] = \text{Tr}[\Delta \sum_i L_i] = \sum_i \text{Tr}[\Delta L_i]$ thanks to the property of trace operation, $\text{Tr}[\mathbf{A} + \mathbf{B}] = \text{Tr}[\mathbf{A}] + \text{Tr}[\mathbf{B}]$, and linearity of Δ acting on the loss. This decomposition has a critical role because it allows us to reduce requirements for computational resources via mini-batch calculation.

Secondly, we also decompose $\text{Tr}[\Delta L_i]$ as follows: Let $\{\mathbf{W}_d\}_d^D$ be a set of layer parameters in FCNNs. Because trace operation sums up only diagonal elements, we have $\text{Tr}[\Delta L_i] = \sum_d \text{Tr}[\mathbf{H}_d]$ where \mathbf{H}_d is diagonal block of Hessian matrix ΔL_i for d -th layer. Due to this decomposition, all we need to calculate $\text{Tr}[\Delta L]$ is computation of data-wise $\text{Tr}[\mathbf{H}_d]$. From now on, we omit subscript i when it has no ambiguity.

Here, we introduce important relation for NNs with NNH activation function:

$$\mathbf{H}_d = (\mathbf{J}_d \mathbf{W}_D \mathbf{P} \mathbf{W}_D^\top \mathbf{J}_d^\top) \otimes (\mathbf{x}_d \mathbf{x}_d^\top)$$

where \mathbf{W}_D is a matrix packing \mathbf{w}_l , \mathbf{P} is a matrix $\text{diag}[\mathbf{p}] - \mathbf{p}\mathbf{p}^\top$, where \mathbf{p} is a vector containing $p(l | \mathbf{x})$, \mathbf{J}_d is a Jacobian matrix, and \mathbf{x}_d input vector for d -th layer. The operation $\text{diag}[\cdot]$ means embedding elements of a vector into diagonal position in matrix. This equation originating from second deviation of NNH function will vanish. The detailed explanation are available in previous work (Botev et al., 2017).

Exploiting this equation and properties of $\text{Tr}[\cdot]$, $\text{Tr}[\mathbf{A} \otimes \mathbf{B}] = \text{Tr}[\mathbf{A}] \text{Tr}[\mathbf{B}]$ and $\text{Tr}[\mathbf{A}\mathbf{B}] = \text{Tr}[\mathbf{B}\mathbf{A}]$, we have the following results:

$$\begin{aligned} \text{Tr}[\mathbf{H}_d] &= \text{Tr}[(\mathbf{J}_d \mathbf{W}_D \mathbf{P} \mathbf{W}_D^\top \mathbf{J}_d^\top) \otimes (\mathbf{x}_d \mathbf{x}_d^\top)] \\ &= \text{Tr}[\mathbf{J}_d \mathbf{W}_D \mathbf{P} \mathbf{W}_D^\top \mathbf{J}_d^\top] \|\mathbf{x}_d\|_2^2. \end{aligned}$$

Next, we reformulate the complicated term, $\text{Tr}[\mathbf{J}_d \mathbf{W} \mathbf{P} \mathbf{W}^\top \mathbf{J}_d^\top]$, as follow:

$$\begin{aligned} &\text{Tr}[\mathbf{J}_d \mathbf{W}_D \mathbf{P} \mathbf{W}_D^\top \mathbf{J}_d^\top] \\ &= \text{Tr}[\mathbf{J}_d \mathbf{W}_D (\text{diag}[\mathbf{p}] - \mathbf{p}\mathbf{p}^\top) \mathbf{W}_D^\top \mathbf{J}_d^\top] \\ &= \text{Tr}[\mathbf{J}_d \mathbf{W}_D \text{diag}[\mathbf{p}] \mathbf{W}_D^\top \mathbf{J}_d^\top] - \|\mathbf{J}_d \mathbf{W}_D \mathbf{p}\|_2^2 \\ &= \sum_l p_l \|\mathbf{J}_d \mathbf{w}_l\|_2^2 - \|\mathbf{J}_d \mathbf{W}_D \mathbf{p}\|_2^2 \end{aligned}$$

Applying this reformulation to the $\text{Tr}[\mathbf{H}_d]$, we have the following relation

$$\begin{aligned} \text{Tr}[\mathbf{H}_d] &= \text{Tr}[\mathbf{J}_d \mathbf{W}_D \mathbf{P} \mathbf{W}_D^\top \mathbf{J}_d^\top] \|\mathbf{x}_d\|_2^2 \\ &= \sum_l p_l \|\mathbf{J}_d \mathbf{w}_l\|_2^2 \|\mathbf{x}_d\|_2^2 - \|\mathbf{J}_d \mathbf{W}_D \mathbf{p}\|_2^2 \|\mathbf{x}_d\|_2^2 \\ &= \sum_l p_l \|\mathbf{J}_d \mathbf{w}_l\|_2^2 \|\mathbf{x}_d\|_2^2 - \|\mathbf{J}_d \mathbf{W}_D \mathbf{p}\|_2^2 \|\mathbf{x}_d\|_2^2 \\ &= \sum_l p_l \|(\mathbf{J}_d \mathbf{w}_l) \mathbf{x}_d^\top \|_F - \| (\mathbf{J}_d \mathbf{W}_D \mathbf{p}) \mathbf{x}_d^\top \|_F. \end{aligned}$$

Here, we use the relation $\|\mathbf{x}\|_2^2 \|\mathbf{y}\|_2^2 = \text{Tr}[\mathbf{x}^\top \mathbf{x} \mathbf{y}^\top \mathbf{y}] = \text{Tr}[\mathbf{x} \mathbf{y}^\top \mathbf{y} \mathbf{x}^\top] = \text{Tr}[\mathbf{x} \mathbf{y}^\top (\mathbf{x} \mathbf{y}^\top)^\top] = \|\mathbf{x} \mathbf{y}^\top\|_F$.

Finally, applying the back-propagation relations $\frac{\partial \ln Z}{\partial \mathbf{W}_d} = (\mathbf{J}_d \mathbf{W}_D \mathbf{p}) \mathbf{x}_d^\top$ and $\frac{\partial o_l}{\partial \mathbf{W}_d} = (\mathbf{J}_d \mathbf{w}_l) \mathbf{x}_d^\top$ to the terms inside the Frobenius norm, we have the formulation we want to state.

B. Proof of Proposition 2

In this section, we provide proof of the proposition 2. Let \mathbf{W}_d be a layer parameter in no-bias NNs, ϕ be a NNH activation function, and $\alpha = \{\alpha_d | d = 1, \dots, D\}$ be parameters of the α -scale transformation.

We introduce the forward-propagation as the following repetition: $\mathbf{x}_{d+1} = \phi(\mathbf{W}_d \mathbf{x}_d)$. We also denote $o_l = \langle \mathbf{w}_l, \mathbf{x}_D \rangle$ as logit for label l and $Z = \sum_I \exp[o_l]$. We can describe

back-propagation as follow:

$$\begin{aligned}\frac{\partial \ln Z}{\partial \mathbf{W}_d} &= (\mathbf{J}_d \mathbf{W}_D \mathbf{p}) \mathbf{x}_d^\top \\ \frac{\partial o_l}{\partial \mathbf{W}_d} &= (\mathbf{J}_d \mathbf{w}_l) \mathbf{x}_d^\top\end{aligned}$$

where $\mathbf{J}_d = \text{diag}[\mathbf{x}'_{d+1}] \mathbf{W}_{d+1}^\top (\cdots (\text{diag}[\mathbf{x}'_D] \mathbf{W}_D^\top) \cdots)$. The operation $\text{diag}[\cdot]$ means embedding elements of a vector into diagonal position in matrix and \mathbf{x}'_d indicates element-wise deviation.

The α -Scale transformation acting on $\{\mathbf{W}_d\}$ modifies this back-propagation as follows

$$\begin{aligned}\mathbf{J}_d &= \text{diag}[\mathbf{x}'_{d+1}] \alpha_{d+1} \mathbf{W}_{d+1}^\top (\cdots (\text{diag}[\mathbf{x}'_D] \alpha_D \mathbf{W}_D^\top) \cdots) \\ &= \left(\prod_{k=d+1}^D \alpha_k \right) \text{diag}[\mathbf{x}'_{d+1}] \mathbf{W}_{d+1}^\top (\cdots (\text{diag}[\mathbf{x}'_D] \mathbf{W}_D^\top) \cdots) = \sum_{d=1}^D \frac{1}{\alpha_d^2} \text{Tr}[\mathbf{H}_{\theta,d}].\end{aligned}$$

Exploiting the non-negative homogeneous property, we also have \mathbf{x}_d obtained from the α -transformed NNs as follow:

$$\begin{aligned}\mathbf{x}_d &= \phi(\alpha_{d-1} \mathbf{W}_{d-1} \cdots (\phi(\alpha_1 \mathbf{W}_1 \mathbf{x}) \cdots)) \\ &= \left(\prod_{k=1}^{d-1} \alpha_k \right) \phi(\mathbf{W}_{d-1} \cdots (\phi(\mathbf{W}_1 \mathbf{x}) \cdots)).\end{aligned}$$

Combining these two results, we have

$$\begin{aligned}\frac{\partial \ln Z'}{\partial \mathbf{W}_d} &= \left(\prod_{k=d+1}^D \alpha_k \mathbf{J}_k \mathbf{W}_k \mathbf{p} \right) \left(\prod_{k=1}^{d-1} \alpha_k \mathbf{x}_k^\top \right) \\ &= \left(\prod_{k=1, k \neq d}^D \alpha_k \right) (\mathbf{J}_d \mathbf{w}_l) \mathbf{x}_d^\top \\ &= \frac{1}{\alpha_d} (\mathbf{J}_d \mathbf{w}_l) \mathbf{x}_d^\top.\end{aligned}$$

Here we exploit the constraint, $\prod_{d=1}^D \alpha_d = 1$. We can prove the result for $\frac{\partial o_l}{\partial \mathbf{W}_d}$ in the same way.

C. Proof of Theorem 1

In this section, we provide proof of the following theorem 1:

$$\text{MS}_\theta = \min_{\alpha} \sum_{d=1}^D \frac{1}{\alpha_d^2} \text{Tr}[\mathbf{H}_{\theta,d}] = D \left(\prod_{d=1}^D \text{Tr}[\mathbf{H}_{\theta,d}] \right)^{1/D}$$

where $\mathbf{H}_{\theta,d}$ denotes diagonal blocked Hessian over d -th layer.

Firstly, we have the following relation enjoying proposi-

tion 1 and proposition 2 acting on MS_θ ,

$$\begin{aligned}\text{Tr}[\mathbf{H}_\theta] &= \frac{1}{n} \sum_{i=1}^n \sum_{d=1}^D \left(\sum_{l=1}^K p_l \left\| \frac{\partial o_{\text{@}il}}{\partial \mathbf{W}_d} \right\|_F - \left\| \frac{\partial \ln Z_{\text{@}i}}{\partial \mathbf{W}_d} \right\|_F \right) \\ &= \sum_{d=1}^D \frac{1}{n} \sum_{i=1}^n \left(\sum_{l=1}^K p_l \left\| \frac{\partial o_{\text{@}il}}{\partial \mathbf{W}_d} \right\|_F - \left\| \frac{\partial \ln Z_{\text{@}i}}{\partial \mathbf{W}_d} \right\|_F \right) \\ &= \sum_{d=1}^D \frac{1}{n} \sum_{i=1}^n \left(\sum_{l=1}^K p_l \frac{1}{\alpha_d^2} \left\| \frac{\partial o_{\text{@}il}}{\partial \mathbf{W}_d} \right\|_F - \frac{1}{\alpha_d^2} \left\| \frac{\partial \ln Z_{\text{@}i}}{\partial \mathbf{W}_d} \right\|_F \right) \\ &= \sum_{d=1}^D \frac{1}{\alpha_d^2} \frac{1}{n} \sum_{i=1}^n \left(\sum_{l=1}^K p_l \left\| \frac{\partial o_{\text{@}il}}{\partial \mathbf{W}_d} \right\|_F - \left\| \frac{\partial \ln Z_{\text{@}i}}{\partial \mathbf{W}_d} \right\|_F \right)\end{aligned}$$

For the simplicity, we denote $\mathcal{H}_d = \text{Tr}[\mathbf{H}_{\theta,d}]$ shortly.

We replace α_d^{-2} with α'_d . The α'_d satisfies the condition of α in scale transformation, i.e., $\alpha'_d > 0$ and $\prod_d \alpha'_d = \prod_d \alpha_d^{-2} = (\prod_d \alpha_d)^{-2} = 1$. Hereinafter, we tackle the following minimization

$$\text{MS}_\theta = \min_{\alpha} \sum_{d=1}^D \alpha_d \mathcal{H}_d.$$

Thanks to the inequality of arithmetic and geometric means, we have the following inequality:

$$\sum_{d=1}^D \alpha_d \mathcal{H}_d \geq D \left(\prod_{d=1}^D \alpha_d \mathcal{H}_d \right)^{\frac{1}{D}} = D \prod_{d=1}^D \mathcal{H}_d^{\frac{1}{D}}$$

where we use the relation $\prod_d \alpha_d = 1$.

The remained problem is the existence of α_d achieving the lower bound. Here, we introduce the following α :

$$\alpha_d^* = \frac{1}{\mathcal{H}_d} \prod_{d=1}^D \mathcal{H}_d^{\frac{1}{D}}$$

We can check achievement of the lower bound and satisfac-

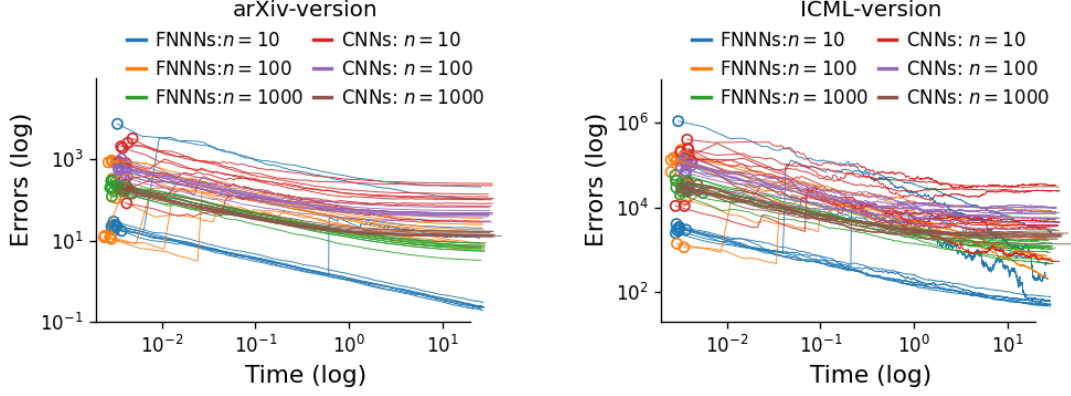


Figure 3. Evaluation for approximating $\text{DIAG}[\mathbf{H}]$, diagonal element of Hessian matrices. The left and right figures are results of arXiv-version (Tsuzuku et al., 2019) and ICML-version (Tsuzuku et al., 2020) respectively.

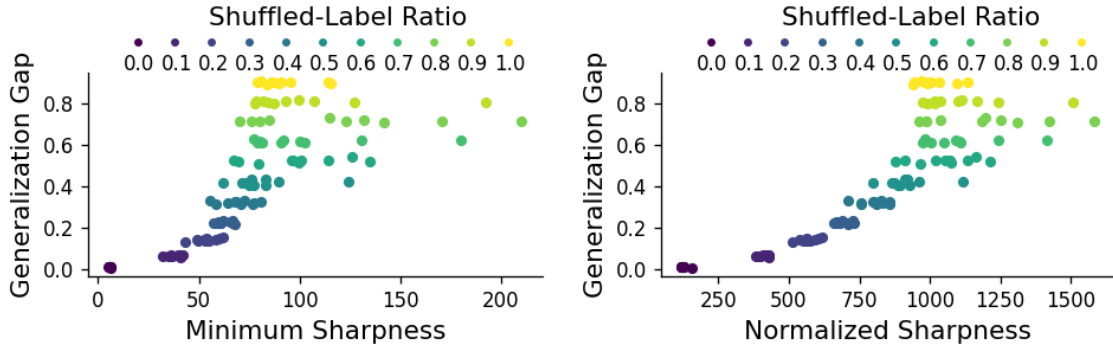


Figure 4. Experimental results comparing minimum and normalized sharpness using LeNet.

tion of the condition as α as follow:

$$\begin{aligned}
 \sum_d \alpha_d^* \mathcal{H}_d &= \sum_d (\mathcal{H}_d^{-1} \prod_k \mathcal{H}_k^{\frac{1}{D}}) \mathcal{H}_d \\
 &= \sum_d \prod_k \mathcal{H}_k^{\frac{1}{D}} \\
 &= D \prod_d \mathcal{H}_d^{\frac{1}{D}}, \\
 \alpha_d^* &= \mathcal{H}_d^{-1} \prod_{d=1}^D \mathcal{H}_d^{\frac{1}{D}} > 0, \\
 \prod_d \alpha_d^* &= \prod_d (\mathcal{H}_d^{-1} \prod_k \mathcal{H}_k^{\frac{1}{D}}) \\
 &= \left(\prod_d \mathcal{H}_d \right)^{-1} \left(\prod_d \mathcal{H}_d \right) \\
 &= 1.
 \end{aligned}$$

D. Experimental Setup for Comparison

The FCNN has three FC layers with 128 or 512 hidden dimensions, and LeNet has three convolution layers with 6, 16 or 120 channels with 5 kernel size and one FC layer with 84

hidden dimensions. The optimizer is vanilla SGD with 1024 batch-size, 10^{-5} weight decay, and 0.9 momentum. For a learning rate and the number of epochs, we set 10^{-1} and 3000 for FCNNs, and 10^{-2} and 1000 for LeNet. We use the latest parameters for NNs for evaluation. In the same manner, generalization gaps are calculated using the last epoch.

To calculate the Tsuzuku et al. (2020)’s score, we exploit the exact calculation for diagonal elements of Hessian using our proposed calculation.

E. Experiments using LeNet

In this section, we report the results using LeNet in Fig. 4. These experiments are based on the same setting of comparison experiments 3.2. Even though the results of the minimum and the normalized sharpness are perfectly consistent as in the FCNN’s case, both show roughly the same shape. Thus, we achieve the same result in the case of CNN’s.

F. Experimental Setup for Accuracy and Efficiency Calculation $\text{Tr}[\mathbf{H}]$

We propose an exact and efficient calculation for the trace of Hessian matrices. In these experiments, we verify the exactness and efficiency compared with proposed calculation and baseline calculation. Because the baseline calculation requires heavy computation, we use a limited number of examples $\{10, 100, 1000\}$ in MNIST, a small FCNN, and a small CNN. The small FNNs consists of three linear layers with 20, 20 hidden dimensions. The small CNN has two convolution layers 20, 20 channel with 5 kernel size two max-pooling layers with 2 kernel size and 2 stride, and one linear layer mapping to logits. We carried out experiments with 10 different random seeds.

The results are shown in Fig.1. We compare the correct $\text{Tr}[\mathbf{H}]$ obtained from baseline calculation with ones from our proposal.

To evaluate efficiency, we compare the consumed time to calculate the values in seconds. Also, we plot the times in the same manner as the previous experiment. Note that the right figures use log-scale to show our results. As these results show, our proposal accelerates the calculation significantly.

G. Approximation for $\text{DIAG}[\mathbf{H}]$

First of all, we define an operation $\text{DIAG}[\mathbf{A}]$, which extracts diagonal elements from a given matrix \mathbf{A} . For simplicity, we roughly use this operation without paying attention to the shapes. We note that diag and DIAG are not identical operations.

Original normalized sharpness (Tsuzuku et al., 2020; 2019) (NS) is defined as a summation of layer-wise sharpness measures: $\text{NS} = \sum_d \text{NS}_d$ where

$$\text{NS}_d = \min_{\sigma_1, \sigma_2} \langle \sigma_1, \text{DIAG}[\mathbf{H}_d] \sigma_2 \rangle + \langle \sigma_1^{-1}, \mathbf{W}_d^2 \sigma_2^{-1} \rangle.$$

σ_1, σ_2 are vectors such that $\prod_i \sigma_{1[i]} = 1$ and $\prod_j \sigma_{2[j]} = 1$, similar to α in α scale transformation. σ^{-1} and \mathbf{A}^2 indicate element-wise inverse and square operations respectively.

To minimize NS, we need to calculate $\text{DIAG}[\mathbf{H}]$. The previous work (Tsuzuku et al., 2019) approximate this calculation as follows

$$\begin{aligned} & \text{DIAG}[\mathbf{H}_d] \\ & \approx \mathbb{E}_{\epsilon \sim (0,1)} \left[\epsilon \odot \frac{\nabla_{\theta+r\epsilon} L(\theta+r\epsilon) - \nabla_{\theta-r\epsilon} L(\theta-r\epsilon)}{2r} \right]. \end{aligned}$$

Their updated study (Tsuzuku et al., 2020) proposed modified version of this approximation, aiming to prevent convexity of the NS_d minimization from violation of this approximation.

We evaluated these approximations with the same experiments as in Appendix. F. The results are shown in Fig. 3. The errors indicate the L2 distance between correct diagonal Hessian $\text{DIAG}[\mathbf{H}]$ and the approximation \mathbf{App} $\|\text{DIAG}[\mathbf{H}] - \mathbf{App}\|$. The circles indicate the start points of each iteration. Other settings are the same as ones used in Appendix. F, e.g., n indicates the size of data. The left and right figures show that approximation defined in arXiv-version (Tsuzuku et al., 2019) and ICML-version (Tsuzuku et al., 2020) respectively. The results imply that these approximations require more computational cost than carried in this experiment to be close to $\text{DIAG}[\cdot]$.

H. Exactness and Efficiency Calculation for $\text{DIAG}[\mathbf{H}]$

We extend our proposed calculation of $\text{Tr}[\mathbf{H}]$ to $\text{DIAG}[\mathbf{H}\mathbf{J}]$. This calculation can get rid of approximations to compute normalized sharpness (Tsuzuku et al., 2020; 2019). Due to the comparison between precision and computational cost, we use our calculation for normalized sharpness in our experiments.

The extension is trivial because $\text{Tr}[\cdot]$ and $\text{DIAG}[\cdot]$ have similar properties. That is, $\text{Tr}[\mathbf{A} + \mathbf{B}] = \text{Tr}[\mathbf{A}] + \text{Tr}[\mathbf{B}]$ and $\text{DIAG}[\mathbf{A} + \mathbf{B}] = \text{DIAG}[\mathbf{A}] + \text{DIAG}[\mathbf{B}]$, $\text{Tr}[\mathbf{H}] = \sum_d \text{Tr}[\mathbf{H}_d]$ and $\text{DIAG}[\mathbf{H}] = \oplus_d \text{DIAG}[\mathbf{H}_d]$ where \oplus denotes direct product, and $\text{Tr}[\mathbf{A} \otimes \mathbf{B}] = \text{Tr}[\mathbf{A}] \text{Tr}[\mathbf{B}]$ and $\text{DIAG}[\mathbf{A} \otimes \mathbf{B}] = \text{DIAG}[\mathbf{A}] \otimes \text{DIAG}[\mathbf{B}]$.

We can compare the performance of the approximations with our extended calculation. Our results in the experiment 3.1 are obtained by a summation of this extended $\text{DIAG}[\mathbf{H}]$ calculation: first calculate $\text{DIAG}[\mathbf{H}]$ and then sum $\text{Tr}[\mathbf{H}]$ up. Per our observations, we realized accurate and significantly faster calculation.