

An investigation into the state-of-the-practice autonomous driving testing

Guannan Lou
Macquarie University
Sydney, NSW, Australia
loungroy@gmail.com

Yao Deng
Macquarie University
Sydney, NSW, Australia
yao.deng@hdr.mq.edu.au

Xi Zheng
Macquarie University
Sydney, NSW, Australia
james.zheng@mq.edu.au

Tianyi Zhang
Harvard University
Cambridge, MA, USA
tianyi@seas.harvard.edu

Mengshi Zhang
Facebook
Menlo Park, CA, USA
mengshizhang@fb.com

ABSTRACT

Autonomous driving shows great potential to reform modern transportation and its safety is attracting much attention from public. Autonomous driving systems generally include deep neural networks (DNNs) for gaining better performance (e.g., accuracy on object detection and trajectory prediction). However, compared with traditional software systems, this new paradigm (i.e., program + DNNs) makes software testing more difficult. Recently, software engineering community spent significant effort in developing new testing methods for autonomous driving systems. However, it is not clear that what extent those testing methods have addressed the needs of industrial practitioners of autonomous driving. To fill this gap, in this paper, we present the first comprehensive study to identify the current practices and needs of testing autonomous driving systems in industry. We conducted semi-structured interviews with developers from 10 autonomous driving companies and surveyed 100 developers who have worked on autonomous driving systems. Through thematic analysis of interview and questionnaire data, we identified five urgent needs of testing autonomous driving systems from industry. We further analyzed the limitations of existing testing methods to address those needs and proposed several future directions for software testing researchers.

1 INTRODUCTION

Due to the advances in deep learning, autonomous driving (AD) technologies are actively evolving and showing a great potential to reform modern transportation and our life style. To make this happened soon, automotive companies have made huge investment on different levels of autonomous driving systems (ADS) and shown promising progress. For instance, Google Waymo has launched trials of autonomous vehicles which provide a fully autonomous ride-hailing service in California [1]. However, with the progress of autonomous driving, more and more people are concerning the ADS safety for the accident growth caused by autonomous vehicles [2–6]: comprehensive ADS testing is needed.

For ADS testing, a few pioneering works have been proposed by Software Engineering (SE) community. For example, [7, 8] proposed metamorphic testing to test ADS under extreme weather and camera displacement. [9] proposed adversarial testing to evaluate the robustness of ADS. These methods showed promising results

to detect potential issues for experimental ADS, however, industrial ADS are much more complex, which uses multiple sensors (e.g., camera and Lidar) with multi-modality (e.g., images and point cloud) [10]. *Are those ADS testing methods proposed by SE community can actually meet industrial need or not? This is a question.* Therefore, we conducted this research to summarize the practices and needs of ADS testing by industrial practitioners to (1) investigate what are already supported by SE community and (2) what SE community needs to do for the next step.

To achieve these goals, we first interviewed developers from 10 autonomous driving companies to collect detailed context and needs. Then, we deep dived into their replies, prepared a survey for a boarder audience to reduce the bias of our interviews. Specifically, we sent out 1978 surveys to developers who have worked on autonomous driving and received 100 responses. From the qualitative (interviews) and quantitative (survey) analysis, we learned that the industrial practitioners mainly have 5 urgent needs to (1) identify all possible corner cases, (2) accelerate simulation for testing, (3) improve the reality of simulation tool, (4) reduce manual data collection and processing for on-road testing and (5) auto/semi-auto test generation.

For each need, we conducted literature review to study corresponding solutions provided by SE community. Our finding is that many industrial needs are just partially addressed. For the rest, no concrete solutions are provided yet. For instance, neuron coverage [11] and neuron boundary coverage [9] are proposed to guide corner cases generation (Need 1), however, from our study, these adequacy metrics are not applied by industrial practitioners. Another example is, to automate test generation (Need 4), image-based test generation have been proposed by [7–9]. However, industrial ADSs generally include multiple sensors and consume multi-modality data. It is a question that how to change other data type (e.g. point cloud) and also make the change consistently.

To solve these needs, we summarized some promising future directions for SE community, including investigating the effectiveness of test adequacy metrics in ADS, methods to generate tests with multi-sensor data, and tools to find and generate more corner cases for ADS testing.

The contributions of this paper are summarized as follows:

- This is the first work which conducts a qualitative and quantitative investigation of needs and practices of ADS testing from industrial practitioners.
- We identified five research needs based on our investigation.
- We proposed eight promising future directions to SE community for ADS testing.

Paper organization. Section 2 illustrates how we conduct interviews and surveys. Section 3 provides the current practice of ADS testing in industry. Section 4 summarizes the needs of industry in ADS testing. Section 5 discusses the existing SE solutions to these needs and future research directions. Section 6 discusses the treats of validity in this study. Finally, Section 7 concludes the paper.

2 METHODOLOGY

To understand the practices and needs of industrial practitioners, we first conducted semi-structured interviews with 10 developers from 10 different autonomous driving companies. Based on the emerging themes and findings from these interviews, we further conducted a large-scale survey with 100 developers in the autonomous driving industry to quantitatively validate our findings from the qualitative interview study. This section describes the design and the data analysis process of each study, as well as the demographics of participants in each study.

2.1 Interviews

Interview protocol. We designed an interview guide for the semi-structured interviews. The interview began with a self-introduction and a short explanation of our study. Then, we asked their high-level questions about: 1) the background and expertise of interviewees such as the current job role and how long they have been working in autonomous driving systems and testing, 2) current practices, methodologies, and tools used in autonomous driving testing, 3) challenges they faced.

We first conducted two pilot interviews, based on which we further refined the interview guide. Then, we interviewed 10 developers from autonomous driving companies. Each interview took 30 minutes to one hour. Each interview was recorded with permission and then transcribed for analysis. Each interview was conducted by two authors, with one author leading the discussion and the other taking notes and asking additional questions.

Participants. We recruited ten software developers from ten different autonomous driving companies based on our personal network, our research partnership with autonomous driving companies, and social medias. These participants had at least one and a half years of experience (3.6 years on average) in ADS development and testing. In addition, their responsibilities also covered every aspect of ADS testing, including testing on modules, testing on simulation platforms and testing in the real-world.

Analysis. At first, we transcribed a total of seven hours of interview recordings to text using a audio transcription tool called iflyrec.¹ We manually corrected errors in transcripts. Then we use a qualitative data analysis software called MAXQDA² to extract

useful information from transcripts, by highlighting all relevant or insightful responses from participants and summarizing them into short descriptive texts, which are called codes. Then the first author grouped related codes into themes and performed the inductive thematic analysis [12] on the grouped themes. At the same time, the second author individually generated codes and conducted thematic analysis, and discussed disagreements with the first author to refine codes and themes. During discussion, the first and second authors continuously adjusted descriptions and boundaries of codes and themes, until the inter-rater agreements of codes and themes between the two coders are all higher than 0.85, measured by Cohen’s Kappa [13]. Results of the thematic analysis were regularly reported and discussed with the whole research team.

2.2 Survey

Since findings in the interview study are only based on responses from 10 participants, we further conducted a large-scale survey to validate interview findings and solicit more feedback from a broader population of autonomous driving system developers in industry. The *Autonomous driving system* section asked participants to describe the autonomous driving systems they worked on, e.g., which structure their ADS was using, what kinds of sensors their systems made use of, etc.

Survey design. We designed a survey with 34 questions in 5 sections, including *Background*, *Autonomous driving system*, *Testing practices and challenges in ADS*, *Testing needs in ADS*, and *Follow up*. The *Background* section asked about participants’ background, expertise, and their current role in the company or organization. The *Testing practices and challenges on ADS* section asked three common types of testing including unit testing, simulation testing, and on-road testing, as identified from the interview study. For each type of testing, we designed multiple-choice questions based on findings from the interview study. Options in a multiple-choice question were derived from responses from the interview study. Participants can also select “Others” to supplement alternative answers, or select “I don’t know” to indicate they have no insights in the particular question. For each type of testing, we also included an open-ended question in the end to solicit additional feedback on what participants would like to have or improve on. The *Testing needs in ADS* listed five common needs identified in the interview study. We designed a linear scale question for each need and asked participants to provide a numeric response to indicate the importance of each need in a 7-point Likert scale, from “unimportant at all” (1) to “very important” (7). The *Follow up* section asked participants whether they would like to participate in follow-up surveys and their contact information.

Participants. We recruited survey participants in three ways. First, we sent out surveys to the autonomous driving companies that our interview participants came from. Second, we used the APIs provided by Twitter and LinkedIn to scrape the contact information (if any) of developers whose profile mentioned about autonomous driving. Finally, we searched for popular autonomous driving software repositories on Github such as Apollo[14] and DeepDrive [15]. Then, we manually identified the public email address (if any) of those developers who have contributed to those repositories.

¹<https://www.iflyrec.com/>

²<https://www.maxqda.com/>

In total, we sent out 1978 surveys and received 114 responses, with a response rate of 5.76%. We discarded 14 survey responses since they are not complete. In the end, we collected 100 survey responses that are complete for data analysis.

90% of survey respondents were male, 8% of respondents were female, and 2% of respondents did not disclose their gender information. 54% of respondents worked in research institutes, 36% of respondents worked in technology companies, 7% of respondents worked in traditional vehicle manufactures, and 3% of respondents were self-employed. Among these 100 survey respondents, 33% of them were in R&D positions, 14% of them were in leadership positions, and 24% of them were engineers including safety engineers, software engineers and perception engineers. The remaining respondents were academic researchers working on ADS. 41% of survey respondents had two to three years of working experience in autonomous driving systems. 32% of respondents worked in autonomous driving systems for four years or more. 27% of respondents worked in this field for one or less than one year.

Analysis. For each multiple-choice question, we plotted choices made by survey participants in a histogram. Specifically, if a survey participant supplemented an alternative answer that was not identified in our interview study, we first checked whether it was similar to an existing choice since participants may misinterpret a choice. If not, we considered it as an unique answer and created a short, descriptive label for it. We then merged all the alternative answers with the same label and plotted their distribution in the histogram as well. For linear-scale questions, we calculated the total number and percentage of each option, and used the percentage to illustrate survey respondents' evaluation of the importance of industrial needs. For open-ended questions, two authors used MAXQDA to code each answers individually, classified these answers according to sections in this work, and discussed with each other to refine codes and classifications.

3 INDUSTRIAL PRACTICES

This section summarizes results of interviews and surveys. At first, Section 3.1 discusses autonomous driving systems tested in industry. Then, in Section 3.2, Section 3.3 and Section 3.4, three commonly used testing methods are introduced and discussed, including *Unit testing*, *Simulation testing* and *Real-world testing*. Finally, Section 3.5 summarizes testing metrics which are commonly used in industry.

In this study, we do not separately present the results of these two studies for two main reasons. First, since the purpose of the survey is to confirm and supplement the qualitative findings from the interview, findings from the interview study and the survey study have a lot of overlap. Therefore, reporting findings separately will introduce a lot of redundancy. Second, combining the quantitative evidence (e.g., statistics from a large-scale survey) and qualitative evidence (e.g., quotations from interview participants) is more friendly for readers to understand the results of the survey.

Apart from ADS testing, some interviewees mentioned other techniques in ADS such as runtime monitoring. This paper does not discuss such responses which are irrelevant to ADS testing.

Project	Responsibilities
P1	ADS developing & testing
P2	ADS developing & testing
P3	ADS developing & testing
P4	ADS developing & testing
P5	ADS testing
P6	ADS developing & testing
P7	V2X
P8	ADS developing & testing
P9	ADS developing & testing
P10	ADS testing

Table 1: Interview participant information

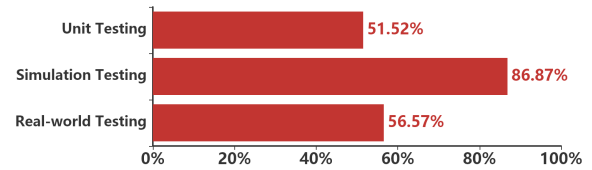


Figure 1: The distribution of survey respondents using each test method

3.1 Autonomous driving systems under test

Currently, three types of ADS are tested in industry: *ADS with multi-module structure*, *End-to-End (E2E) Learning Model/System*, *Vehicle-to-everything (V2X)*. Most of interviewees and survey respondents are testing on ADS with the multi-module structure. As shown in Table 1, nine of the ten interviewees work on multi-module ADS. Only P7 works on V2X which usually performs traffic flow predictions and route recommendations [16]. And none of them works on the E2E learning model/system, where the driving system maps sensor input (e.g., camera) to driving actions (e.g., steering) directly. For survey respondents, more than half of them are working on ADS with a multi-module structure. 30.68% of participants are working on the E2E structure and fewer participants (17.05%) are working on V2X.

Compared with interviewees, more survey respondents participate in E2E learning models/systems and V2X. This may be due to the inclusion of more researchers in the survey respondents. Because there are still many problems in the deployment of E2E and V2X in reality, interviewees from automakers and technology companies will be more inclined to use and test multi-module ADS.

Multi-module structure. In this structure, ADS are designed into several modules. From our survey, most of the tested ADS (52.27%) contain four modules: perception, prediction, planning, and control. The perception module uses a variety of sensors including cameras and LiDARs to detect surrounding objects, including traffic signs and vehicles. The prediction module predicts the traces of these surrounding objects. The planning module uses the information from perception and prediction modules to plan route. And the control module realizes the plan by transferring the route to control commands (e.g., braking force and steering angle).

■ P1: Current ADSs mainly contain perception, prediction, planning, and control modules.

3.2 Unit testing

According to the interviews and surveys, unit testing is an critical part in the ADS testing. As shown in Figure 1, 51.52% of survey respondents perform unit testing in their developing process. In this paper, we mainly focus on unit testing on perception modules since deep learning models are mainly applied in the perception modules and most of interviewees are experienced in perception module testing.

3.2.1 Perception module. There are three common perception tasks: traffic sign perception, lane line perception, and obstacle perception. In each task, multiple Deep Neural Networks (DNNs) would be used. For example, in Baidu Apollo [10], different DNN models have been used to detect traffic lights. Moreover, ADS contains multiple cameras, LiDARs, radars, GPS and IMU (IMU and GPS are used in pair to remove GPS location noise). The perception module fuses the data from these sensors and generates the perception result. Specifically, only 7.6% of survey respondents just use one single camera in their ADS, 43.47% of the respondents cover all of these four sensor types, and 25% of the respondents cover three sensor types.

3.2.2 Unit testing on perception module. Different from traditional programs which have clear control logic and finite statuses, the deep learning neural network is difficult to test all of its states due to its large number of parameters. it is difficult to test all possible states inside a deep learning neural network due to excessively large number of parameters inside (e.g., VGG16 [?], which contains 138 million parameters). Currently, as it is unclear how neural networks make decisions, it is challenging to generate test cases to cover whole test scenarios for neural networks in ADS.

The overall framework of developing and testing neural networks in practice is similar to those in academia. Neural networks are trained on large-scale training dataset and evaluated on the testing dataset. ADS companies collect abundant data in different scenarios and iteratively train and improve their neural networks.

As shown in Figure 2, most of the respondents (72.73%) choose to test possible driving scenarios summarized based on their driving experience, and 41.82% of respondents design rarely happened corner cases for unit testing. In addition, more than half of respondents (50.91%) design task-specific test metrics. Besides the common metrics like accuracy, precision, recall, and IoU that widely used in academia to evaluate the performance of neural networks on classification and object detection tasks, some companies propose their custom metrics to test neural networks. For example, interviewee 9 mentioned that when testing lane line detection models, they would consider the length of detected lanes and whether models could consistently detect lanes in consecutive frames.

3.3 Simulation testing

Apart from the unit testing, the simulation testing is also widely used in ADS testing. As shown in Figure 1, 86.87% of the survey respondents use simulation testing in their testing process.

3.3.1 Simulation platform. When performing the simulation testing, firstly, the simulation platform simulates driving scenes and

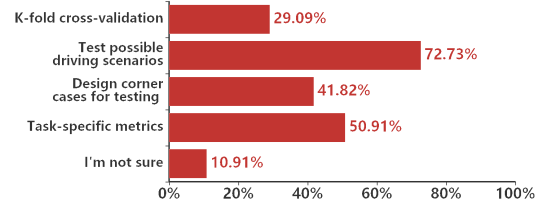


Figure 2: Methods used to test the machine learning model in ADS

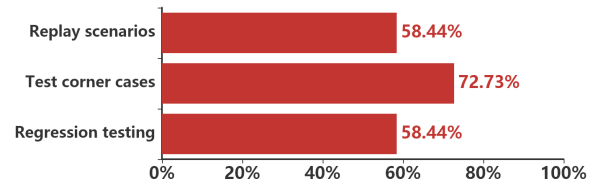


Figure 3: Reasons to use simulators

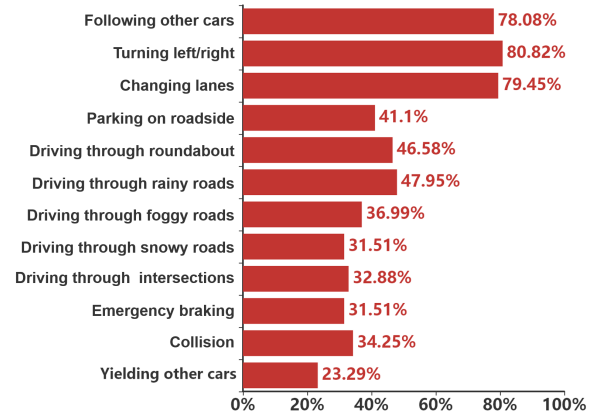


Figure 4: Test cases tested in the simulation environment

passes required sensor signals to the target ADS. Then, ADS outputs the control of the vehicle according to the sensor input. Finally, the simulated vehicle will execute the control command from ADS in the simulation environment.

■ P2: When testing in a simulation environment, the bottom layer of the simulation environment is a high-precision map, the middle layer is simulation tools, such as Carmaker [25], and preScan [?], and the upper layer is the traffic flow.

3.3.2 Reasons for simulation testing. In current practices, there are three main reasons for simulation testing. Firstly, the simulator could test corner cases that cannot be easily experimented in the real world (72.73%). Secondly, the simulator can replay driving scenarios collected from real world data (58.44%). Finally, simulation could reduce the cost of regression testing (58.44%).

Replay real-world driving data: To collect more driving data to improve ADS, industry practitioners prefer to deploy ADS on

the real vehicle and test it on-road. During the on-road testing, sensor data and vehicle control commands are both recorded. Afterwards, the collected data will be replayed in the simulation platforms to verify whether the ADS can drive safely over long distances without human intervention.

■ *P4: For driving scenarios collected in on-road driving, driving data such as real-time positioning and perception results will be saved in a scene-based form. Then this scene can be played back in the simulator.*

■ *P2: If the on-road testing really needs such a long test cycle, we can only perform the test on the simulation platform based on the cluster, which can run in multiple threads at the same time, so as to truly meet the required test mileage, and we can evaluate this ADS.*

Testing driving scenarios: Another applications of simulation test in ADS is to test driving scenarios. Figure 4 lists driving scenarios tested by the survey respondents in simulation testing. First of all, some common driving scenarios can be tested in simulation, such as changing lanes and following other cars. Secondly, driving under extreme weather such as heavy snow and fog is often tested. Finally, the simulation platform will also be used to test some dangerous driving scenarios, such as the emergency brake and the collision, which are dangerous or difficult to test in the real-world.

■ *P2: We have built 50 types of scenes in the simulated experimental scenes, which can be reproduced.*

■ *P9: Autonomous driving companies will try to cover more driving scenarios using simulated scenarios. For example, in the scene of turning left on a straight road, at an intersection, we played back some sensor data, and then we tested whether this car can correctly avoid all other cars and make a correct left turn.*

■ *P9: The interaction of Multi-agent needs to be done on the simulation platform. There will be dozens or hundreds of agents moving in the area you are interested in. It is necessary to test whether the car can pass these agents safely and efficiently, instead of being squeezed by a group of people.*

Reducing the cost of regression testing: When developing the ADS, it would be costly and time-consuming if a developer tests every commits of ADS in the real world, as there could be hundreds of test cases to be tested for each commit. Leveraging the simulation platform, industrial practitioners do not need to implement each commit of ADS on the real vehicle and construct real-world test scenarios. They just need to import a testing package that contains simulated test scenarios built previously and test these scenarios automatically.

■ *P9: An important use of the simulation platform is to perform regression testing. It can save the time cost of ADS deployment. In the early stages of developing ADS, as long as there are no problems with the vehicle within two weeks after the new version is released, the release can be considered qualified. However, with the deepening of ADS development, the accumulated features and corner cases have become more and more complex. We found that it is difficult for road tests to cover all corner cases, so we need to rely on manual experience to design some test scenarios. Each version must go through these test scenarios. This will take a lot of time.*

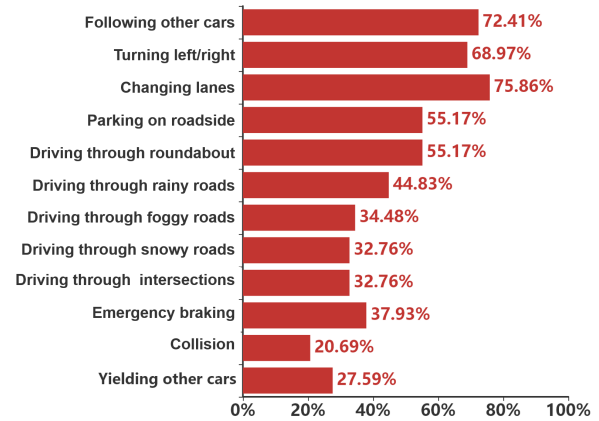


Figure 5: Real-world test cases

3.4 Real-world testing

After the ADS is deployed on the real vehicle, industrial practitioners conduct the real-world testing at specific test grounds, like the GoMentum Station [?]. As shown in Figure 1, 56.57% of survey respondents use real-world testing in their testing process. In real-world testing, firstly, according to the test cases summarized previously, testers build test scenarios in real-world and test whether the autonomous vehicle can pass these test cases. Then, the real vehicle with ADS performs on-road tests on closed test grounds and open roads to evaluate the safety of autonomous vehicles and collect driving data.

3.4.1 Testing driving scenarios in real-world. Figure 5 lists the driving scenarios tested by survey respondents in the real-world testing. Similar to the simulation testing, common driving scenarios, such as changing lanes and following other cars, are also tested in the real-world. For extreme weather and dangerous driving scenarios, which is hard to be tested in the real-world, industrial practitioners also use dummies and snow machine to roughly test these driving scenarios.

Based on these test scenarios, industrial practitioners designed real-world test cases in the specific test ground, like placing an object in front of the vehicle under test to check whether the vehicle would slow down in a given time. Generally speaking, scenario testing in the real-world is relatively laborious. Before the test, the tester needs to construct the test scenario manually. And then, the tester needs to sit in the vehicle to collect data and prepare to take over the vehicle in emergency. For industrial practitioners, hundreds of test cases are summarized and tested. It will cost several weeks to test all these test cases in the real-world.

■ *P4: In Beijing, to obtain the qualification for road testing, it is necessary to pass an autonomous vehicle road testing capability assessment organized by government agencies. They arrange hundreds of driving scenarios. Thus, part of our work is to enable our ADS to cover these scenarios required by the government, and let ADS be able to complete superimposed and serialized driving scenes.*

■ *P8: Generally speaking, it will cost two or three weeks. At most one month, the entire test in the experimental field will be completed.*

■ *P9: Regression testing and road testing in designated scenarios takes one month.*

3.4.2 On-road testing. On-road testing is a time-consuming but critical part of ADS testing, which is often regarded as the most reliable way to measure the safety of ADS. The number of kilometers ADS traveled without human interventions (km per disengagement) in the on-road testing is the main metric to measure the ADS reliability [20].

As shown in the Disengagement Report provided by the California Department of Motor Vehicles [20], Cruise and Waymo achieved 1,232,079 and 1,006,142 km of on-road testing in 2020, respectively, and their km per disengagement are 45,632.55 km and 47,911.50 km, respectively. For the survey respondents from vehicle companies, 15.63% respondents achieved more than 100,000 km of on-road testing, 18.75% respondents perform the on-road testing from 10,000 km to 50,000 km, and 25% respondents perform the on-road testing of fewer than 10,000 km, which indicates that on-road testing is widely used in industry.

■ *P4: Beijing is currently the city with the most open road sections in China for on-road testing. But even in Beijing, only about 500 kilometers of urban roads are now open for testing the level 4 ADS.*

■ *P3: Many on-road tests are now done on unopened road sections, which are specially used for road testing.*

■ *P8: The entire on-road testing requires 50,000 to 100,000 kilometers, which consists of different driving scenes including highways, country roads, and urban roads. This is a comprehensive test. The metrics of on-road testing are judged according to its false alarm rate and missed detection rate. This is equivalent to a tedious and long process.*

3.5 Test Metrics in ADS testing

In addition to the test process, test metrics are also worth discussing. Apart from accuracy metrics commonly used in academia, the industry also uses metrics designed for actual application scenarios. Furthermore, since test methods for each level (e.g., model level and system level) in ADS are different, different testing metrics are needed to evaluate ADS in different level.

3.5.1 Model Level metrics. When testing DNN-based models, metrics used by industrial practitioners are the same as those used in the academia, such as mean squared error (MSE), recall, and intersection over union (IoU). But in addition to these accuracy metrics, some practitioners use some task-specific metrics, such as the consistency rate of sequential recognition and generalizability. For example, when recognising lane lines on the video stream, recognition results between the front and back frames should be consistent (the difference should be bounded). Also, whether the model can maintain its prediction accuracy in other driving scenarios is a model level metric considered by ADS test practitioners.

■ *P4: These testing metrics, like MSE, recall, and precision, will definitely be used when testing and evaluating on ADS. For DNN, especially for object detection models, these are common metrics.*

■ *P1: The metric used in the academia about the algorithm model can compare the quality of each algorithm, but sometimes it may not be able to guide research and development. We have our own metrics*

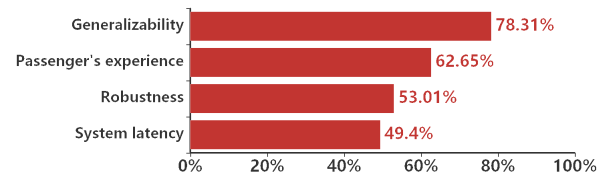


Figure 6: System level metrics used in ADS Testing

when developing, such as the consistency of the front and back frames and the length of the detected lane line during lane line detection.

3.5.2 System Level metrics. Compared with metrics used in model testing, there are more factors to be considered when testing the whole system. Four system-level metrics are mentioned by survey respondents, including generalizability (78.31%), passenger's experience (62.65%), robustness (i.e., the ability to against adversarial attacks) (53.01%), and system latency (49.40%). Generalizability metrics focus on whether the ADS could maintain its performance in the usual training environment when driving in other environments, such as country road. Secondly, system delay is a test metric which is rarely considered in unit testing and simulation testing. When ADS is deployed on the vehicle, the limitations of the hardware will cause delays in data transmission. From perception, positioning to decision-making, the cumulative delay of each step may cause the ADS to fail to respond in time. This is a problem that is rarely considered in an ideal environment such as a simulation environment.

■ *P3: For system level metrics, we actually think more about the delay of data delivery.*

■ *P9: We use some 0/1 metrics. For example, whether a car can correctly avoid all other cars, and turn left correctly? In system level, I only pay attention to whether the ADS can safely complete the test without causing a collision.*

■ *P8: We do not just do one set of tests, we may perform several sets. We calculate the pass rate of the ADS for each test cases. If the pass rate meets the requirements, the ADS could pass the test cases.*

4 NEEDS

Based on interviews, 5 urgent needs of industrial practitioners are summarized. In surveys, respondents are required to evaluate the urgency of these 5 needs. These questions are designed in 7-fold, from "unimportant at all" to "very important". Figure 7 provides an overview of the agreements of needs, voted by survey respondents. For all of these five needs, most of respondents give positive reviews, and regard that these five needs are important for industrial practitioners. Especially for Need 4, Need 1 and Need 5, 42%, 38% and 35% of the respondents think these needs are very important. For needs 3 and 2, 25% and 24% of respondents also regard them as very important needs.

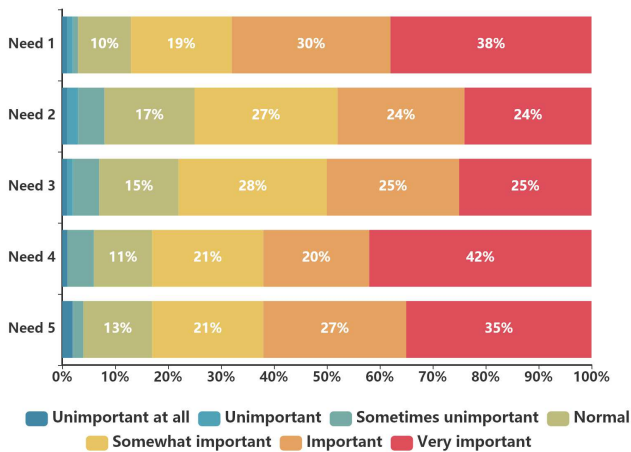


Figure 7: Importance of industrial needs voted by survey respondents.

4.1 Need 1: How to identify all possible corner cases and unexpected driving scenarios?

With a large amount of driving data collected in on-road testing, current ADSs are able to drive automatically with few driver interventions. However, when facing rarely collected driving scenes (e.g., run a red light), drivers still need to be involved.

These low frequency driving scenes may be ignored in training and testing. But for safety concerns, ADS must also make correct decisions in these situations. As shown in Figure 7, 38% and 30% of survey respondents regard this long-tail problem as very important and important, respectively.

To solve this problem, as shown in Figure 8, the main sources of generating corner cases are driving scenes from real-world on-road driving data (79.52%). Also, more than half of respondents generate test cases from their driving experience (56.63%) and public benchmarks (i.e., frequently used datasets) (54.22%). In addition, traffic law, regulations, and traffic accident reports are also important reference for test generation.

However, the complexity of driving in the real-world could exceed developer’s expectation. And corner cases summarized by public resources (e.g., accident report) and developer’s experience is difficult to cover all of corner cases. To find more test cases, industrial practitioners prefer to perform longer on-road testing.

However, this method has an obvious disadvantage for high cost. Automotive companies, like Waymo and Cruise, have their own fleets that can collect driving data using dozens of vehicles at the same time. But small-scale autonomous driving companies may lack funds to build such a huge fleet, and only have a small number of cars to test on-road and collect driving data. Even for big player like Waymo, it is very expensive to find corner cases through on-road testing. Therefore, a more efficient method to find and generate more corner cases is an urgent need for the industry.

■ P8: To test level 3 and level 4 ADS, we have summarized five or six hundred test cases based on our previous experience and will perform the tests As shown in the test cases.

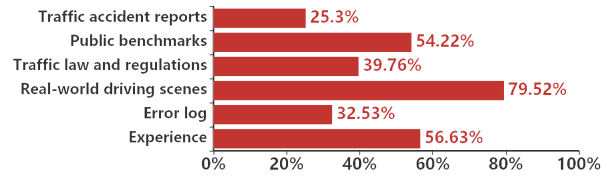


Figure 8: Resources of test cases

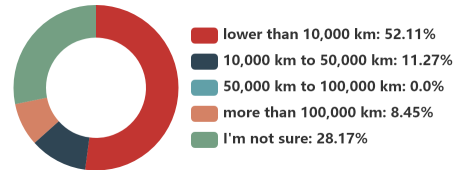


Figure 9: Length of on-road testing performed by survey participants

■ P8: Just like scenario testing, test cases also have national standards. Whether it is the national standard, the Ministry of Transport standard, or our own company standard, there is a set of design procedures and test methods.

■ P4: The number of test scenarios should be more than 170. It will cover almost most of China’s traffic scenes, including straight roads, curved roads, roundabouts and some traffic rules at various intersections.

■ P2: We have set up a test set contains about 30 driving functions, such as my vehicle starting, turning left, turning right, conduction passing, etc. When the ADS achieves the goal we set for the function, it can be considered as passing the test.

Need 1:

Due to time and cost restrictions, industrial participants need to have a cost-effective way to test as many corner cases as possible.

4.2 Need 2: How to accelerate simulation testing?

As mentioned in Section 3.3, one main goal of simulation testing is to allow ADS to perform virtual on-road testing by replaying the real driving data and to verify the safety of the ADS. As shown in Figure 9, there is a wide gap between the mileages of on-road testing conducted by industry practitioners. 8.45% of respondents conducted more than 100,000 km on-road test. 11.27% of respondents conducted on-road test of 10,000 to 50,000 km. However, 52.11% of respondents conducted less than 10,000 km on-road test. This is caused by the gap between the leading companies in the autonomous driving industry and other companies in the long tail. However, for ADS which requires high reliability, the catastrophic failure rate should be minimized to the range of between 10^{-7} and

10^{-9} for 1 to 10 hours driving [21, 22]. In order to verify the catastrophic failure rate falls within one per 10^7 hours, one must conduct at least 10^7 hours on-road testing. Such long hours of on-road testing requires the industry to have much faster simulation testing to roll out their vehicles in the production.

Currently, some simulation platforms allow acceleration, such as CarSim [23], which takes one-tenth of the time required in real-world to simulate similar driving scenes. However, considering a large amount of time required to verify the safety (10^7 hours driving test), even if 1000 simulation agents are used at the same time, which can be accelerated 10 times by CarSim, the test still takes about 42 days (roughly 1000 hours). Therefore, for the simulation testing, the existing acceleration solution is not fast enough. Many survey respondents are also concerned of this problem. As shown in Figure 7, 24% and 24% of survey respondents regard this need is very important and important, respectively.

■ *P2: We also perform on-road testing on the simulation platform. Our original goal was to do 20,000 kilometers of testing. Later, we found that even if it accelerates the speed by 5 times, the speed of the test is still slow, comparing with our expectation. That is to say, there is still a gap between the testing tools or testing methods and the real public needs.*

Need 2:

To simulate the long on-road testing in simulation environment, industrial participants need to speed up the simulation testing.

4.3 Need 3: How to improve the reality of the simulation environment?

The advantage of the simulation environment compared with the on-road testing is that it can test some driving scenarios which are difficult to test in the real environment. But it also requires the simulation tools to support more complex scenarios (e.g., variety of vehicles, large number of vehicles, and diverse driving conditions). Such complexity raises the concern of industrial practitioners for the authenticity of simulation environment.

Currently, due to model complexity and limitations in the simulation platforms, it is difficult to create highly faithful models and physical environment for ADS simulation testing even in the state-of-the-art simulation platforms such as Carla [24] and Car-Maker [25].

Consequently, when using simulation testing for a dangerous driving scene, any errors in modeling vehicle's components and physical deployment conditions might cause invalidated simulation environment. Therefore, it is important to be able to improve the authenticity of the simulation environment. As shown in Figure 7, half of survey respondents agree that this need is important or very important.

■ *P8: The design of each of our passenger cars is different, and the simulated car model could be different from the real car. Therefore, the simulation results of our cars generally have no great reference significance.*

■ *P9: Some hardware failures cannot be simulated. And we should pay attention to timing issues during simulation. And our CPU configuration and CPU scheduling issues also need to be taken into consideration.*

Need 3:

The simulation environment can be erroneous due to complexity in modeling and faults in the simulation tools. Industry practitioners urgently need methods to improve the authenticity of simulated environment.

4.4 Need 4: How to automatically or semi-automatically generate test cases?

Now the construction of test scenarios mainly relies on manual work, and the cost of adding new test cases can be very high. 65.06% of survey respondents agree that it is laborious to generate test scenarios, while only 13.25% and 2.41% of respondents regard it as relatively easy to generate test scenarios. The laborious part is mainly due to the complex steps involved in constructing a test case in ADS testing. For example, if industrial practitioners want to reconstruct the scene of a traffic accident, they need to extract information from the accident report manually. Then they need to manually again set the position, speed, and steering angle for each vehicle involved using the domain-specific language (DSL) provided by the simulation platform. Finally, they also need to design a set of rules for the ADS as passing criterion for the test case. As shown in Figure 7, 42% and 20% of survey respondents agree that this need is very important and important, respectively. Thus, a tool that can automatically generate corresponding test cases according to customer needs can improve practitioner's work efficiency.

■ *P9: The ADS company will definitely think about reconstructing the scene of the traffic accident and restoring it to a test case.*

■ *P6: When you are researching L3 ADS, simulation testing is indispensable. Because in actual road testing or vehicle testing, you cannot guarantee that all scenarios are covered. The combination of formal scenes is unlimited. So we still have to rely on simulation tests.*

Need 4:

Because the generation of test cases requires a lot of manual participation, industrial participants hope to have tools to automatically generate test cases.

4.5 Need 5: How to reduce manual operations in data collection and processing in on-road testing?

As discussed in Section 3.4.2, on-road testing is an important process in ADS testing. Firstly, industrial practitioners need to deploy ADS on the real vehicle. Secondly, practitioners need to drive the vehicle on-road. And in this stage, practitioners need to be cautious, in order to immediately intervene in ADS when dangerous

situations occur. During on-road testing, practitioners need to collect driving data including sensor signals and vehicle control commands. After that, collected data need to be manually cleaned, labeled. Finally practitioners use the labeled data to train and improve their ADS. In such on-road testing, data collection and processing is largely a manual process. As shown in Figure 7, 35% and 27% of survey respondents regard this need as very important and important, respectively, which means more than half of survey respondents are troubled by the low degree of automation in on-road testing.

■ *P8: Our testing is quite manual. Some of our most important test indicators require drivers to stay in the car and then manually judge whether the function and performance of ADS meet the requirements. This process requires manual recording of data and manual comparison one by one.*

Need 5:

Data collection and processing in on-road testing is largely a manual process, which is expensive and slow. A tool to automate the data collection and processing is highly desirable.

5 LITERATURE REVIEW AND RESEARCH GAPS

The previous section summarizes five urgent needs from industrial practitioners in ADS testing based on interviews and surveys. To understand how and to what extent research from the SE community has addressed these needs, we surveyed research papers from flagship SE conferences and journals and examine to what extent each need is addressed by state-of-the-art research.

5.1 Literature review methodology

We surveyed research papers from flagship SE conferences and journals including ICSE, ESEC/FSE, ASE, ISSTA and TSE from 2017 to 2020. Our goal is to find research papers that may propose potential solutions for the challenges and needs of testing autonomous driving systems as identified in our interview and survey studies. Among 1954 research papers accepted to these conferences, we first used keywords such as deep learning, neural network, autonomous vehicle, autonomous driving, self-driving, DNN and simulation to narrow down to research papers related to autonomous driving testing and, more broadly, deep learning testing. We found 52 papers after this filtering. Then we manually read through the abstract and introduction of these papers to confirm whether they were indeed related to autonomous driving testing or deep learning testing. At the end, we identified 37 related papers. We further manually classified these 37 papers into three categories: **autonomous driving testing** [7, 8, 26–33] contains papers related to testing and validation of ADSs. **deep learning testing** [9, 34–53] includes papers about testing methods and criteria for DL-based systems. **deep-learning debugging and repair** [54–59] includes papers referring to the deployment and bug fixing of DL systems. Surprisingly, only 10 papers are directly related to ADS testing. From 2016 to 2017, only one paper in ADS testing and DL testing was accepted in the conferences we have reviewed. In 2018 and 2019, this number increases to 7 and 8 respectively. In

2020, this number increases to 21, which implies that ADS testing and DL testing have attracted more and more attention from the SE community.

We compared the research methods proposed in these 37 papers with developers’ needs identified in the interviews and surveys. Then we summarized the needs that are partially addressed by existing research methods (Section 5.2) or the needs that have not been addressed yet (Section 5.3). We further proposed several promising research directions based on those unmet needs.

5.2 Needs that have been partially addressed by the SE community

5.2.1 Need 1: How to identify all possible corner cases and unexpected driving scenarios? As discussed in section 3.3.2, in industry, the de facto solution to find corner cases is to extract driving scenes when the autonomous vehicle makes mistakes during on-road test. However, only a few corner cases can be extracted in this way.

Currently, in the SE community, corner cases are explored from another perspective. Several test adequacy metrics such as neuron coverage [11] and neuron boundary coverage [9] have been proposed for evaluating the quality of test sets for DL models. Meanwhile, such metrics are also used to guide the generation of new test cases that can achieve higher coverage of activated neurons. Test cases that can improve neuron coverage are considered as corner cases for DL models. For example, in DeepXplore [11], corner cases were generated by maximizing neuron coverage to test E2E driving models. However, recent research argues that it is doubtful whether neuron coverage is meant to identify corner cases and test DL models [47]. Whether these corner cases are meaningful in the real-world ADSs is debatable. Furthermore, the mainstream multi-module ADSs are more complicated than single DL models. It is also unclear whether generated corner cases targeting a DL model are still corner cases for industry-level ADSs. Considering a real-world scenario of a corner case where a stop sign is damaged due to man-made or natural factors, whether it can be generated guided by neuron coverage metrics and whether it can trigger a mistake of a multi-module ADS? Therefore, it is worth investigating whether corner cases identified by neuron coverage adequacy or similar test metrics are meaningful in the real-world and whether they will cause mistakes in ADSs. Another kind of corner case proposed by academia is adversarial examples, which look similar to original scenes but possibly make DL models produce wrong predictions. In [28], adversarial attack in the physical world is investigated. A new test set was generated by replacing billboards in driving scenes with adversarial noises to test the robustness of ADSs. There is a similar problem whether these adversarial examples are still meaningful and effective for multi-module ADSs in the real world.

Future Direction 1:

Investigate the meaningfulness and effectiveness of generated corner cases from neuron coverage (or similar) test metrics and adversarial examples in the real world.

5.2.2 Need 4: How to automatically or semi-automatically generate test cases? Currently, there are two research directions in the SE community to automatically generate test cases for ADS testing: test case generation using real-world data and test case generation in simulation. For the first research direction, recently proposed approaches leverage on traditional image transformation method and DNN-based image generative method to generate new test cases based on the original dataset. In [7, 8], image transformations such as scaling, horizontal shearing, and rotation are used to simulate driving images collected by the camera being blocked, rotated, or in some extreme weather. For the DNN-based image generative method, Generative Adversarial Network (GAN) [60] is applied to generate more authentic and complex driving images. In [7], GAN was used to transform sunny driving images in the original dataset to driving images with heavy snow or hard rain, whose authenticity is significantly improved compared with traditional image transformation methods. These two kinds of approaches can quickly generate high-quality test scenarios based on real-world data. However, existing test case generation tools mainly focus on generating test cases in the form of the single-frame image, while current multi-module ADSs generally take images from multiple cameras deployed at different positions and other sensor data such as point clouds collected from LiDAR as inputs. This gap makes existing test case generation methods and tools proposed by academia less effective to test ADSs in the industry. Therefore, it implies great opportunities for researchers to study how to automatically generate multi-modality sensor data for testing multi-module ADSs.

Future Direction 2:

Develop test case generation tools for automatically generate multi-modality sensor data beyond images.

For test case generation by simulation, as mentioned in Section 3.3.2, industry companies usually build testing scenarios in simulation by manually designing road networks, driving environment, and other settings related testing scenarios, it would take a large amount of time and resource to implement. Another approach is describing test scenarios in a DSL such as OpenScenario [61] and GeoScenario [62]. Then the simulator can load the test scenario description and render corresponding test cases. However, existing DSLs usually have strict and complicated syntax. Writing testing scenario descriptions in DSL is also heavy. It would be better if there is a semi-automatic or automatic testing tool based on user instructions or written documents as mentioned in 4. The question is partially solved in [26], where a method called AC3R was proposed to automatically simulate crash scenarios based on police reports. This method leverages NLP technologies to extract key information from police reports and then generate corresponding crash scenarios by a simulator. However, this method now can only simulate some simple crash scenarios such as rear-end collision of two vehicles. In real life, crash scenarios may be more complicated and involve multiple objects. It is still necessary to leverage the ability of DSL to define complicated testing scenarios. If there is a better DSL with the natural language syntax for abstracting test scenarios from human written documents and the DSL can

be parsed by NLP technologies applied in [26], more complicated testing scenarios can be automatically generated. In addition, the generation based on only text may not very accurate because other sources such as crash videos could provide more details of crashes. Applying a DSL to coordinate multiple sources of traffic records is also helpful for reconstructing complicated test scenarios.

Future Direction 3:

Develop a better DSL to help generate test cases based on multiple source of traffic records.

Furthermore, how to automatically generate more test cases in simulation-based on existing ones has been also researched to improve ADS testing. In [27], a search-based testing method was proposed to change road networks and generate new test cases to detect potential defects of driving models in the simulated environment. In [63], a fuzz testing approach was proposed to randomly add noisy point clouds in the Baidu Apollo simulation environment to test ADSs. These approaches based on traditional search-based testing and fuzzing testing show that applying traditional testing approaches in simulation to generate new test cases is promising for improving ADS testing. It is worth further integrating such test methods in simulation. For example, fuzz testing can be applied to randomly change the surrounding environment such as the style of vehicles on road and buildings at the roadside. In this way, more test cases of different scenarios can be automatically generated. Another example is mutation testing [64], which has been applied to evaluate the quality of test set in [9] by injecting errors into DL models. Though mutation testing is not a method for test case generation, the idea of error injection can be utilized for test case generation in simulation. By injecting faults such as breaking a camera or decreasing the signal magnitude of LiDAR, the rare situation in real life when an autonomous vehicle is broken can be simulated. In this condition, the robustness of ADSs against anomalous situations can be tested.

Future Direction 4:

Further investigate the application of traditional testing methods such as fuzz and mutation testing for test case generation in autonomous driving.

5.3 Needs that have not been addressed by the SE community

5.3.1 Need 2: How to accelerate simulation testing? One of the main purposes of using the simulator in industry is to reproduce the driving data collected by on-road testing in reality, and as a supplement to the on-road testing. The main problem facing by the industry is The replay speed is too slow and it takes time. Although the current simulation platform supports acceleration of tests, the existing acceleration speed is not high enough. In addition, it is difficult for simulation platforms to increase the speed of simulation while ensuring the quality of simulation.

Though it is difficult to directly improve the simulation speed, several traditional software testing techniques are helpful for accelerating tests. For example, testing selection [65, 66], prioritization [67, 68] and smoke testing [69, 70] techniques are widely applied for speeding up the regression testing. The main idea of these techniques is to find test cases that more possibly cause defects. These techniques can also be applied in simulation testing of ADSs. As mentioned before, a test scenario library is generally constructed in the simulation environment. Therefore, it is possible to rank the importance of test scenarios based on historical test results and prioritize test scenarios that most possibly make the ADS fail when testing a new version of ADS. In the smoke test, test cases that can be generated quickly (such as simple driving scenarios) will be tested first, and test cases that need to be generated or tested for a long time (such as road testing in simulation) will be assigned a low priority. Under this strategy, testers can find basic errors in ADSs more quickly. In addition, as test selection and prioritization techniques can filter existing most important test scenarios, the simulator can then synthesis new similar scenarios to further help find more defects faster.

Future Direction 5:

Apply test selection and prioritization techniques to speed up simulation testing

5.3.2 Need 3: How to improve the reality of the simulation environment? Simulation plays an important role in ADS testing, however, the authenticity of the simulation environment is always questioned in industry. The lack of authenticity is mainly performed as the texture of rendered images looks not realistic as the real world. Because currently DL models deployed in ADSs are trained on real-world datasets, the difference between the rendered scenarios and real-world scenarios may cause unexpected impacts on testing. For example, some defects identified in a simulation environment may be caused by the difference coincidentally and these defects cannot be reproduced in on-road testing. For the SE community, it is difficult to directly solve the problem by improving simulation environments. However, why the lack of authenticity would influence the testing is a question worth researching comprehensively. Unlike traditional software testing where the quality of input can be systematically measured by several metrics such as code coverage [71] and statement coverage [72], it is unclear how to measure the quality of input for DL models. Though some work such as neuron coverage [11] was proposed, they did not consider the relationship between the authenticity and the quality of test cases. For example, when images with different resolutions originating from the same source image are fed into a DL model, the predictions may be different. In this condition how can we validate the quality of test inputs and test results? If we can analyze the question clearly, we could better make use of testing results in simulation even if there exist authenticity problems.

Future Direction 6:

Investigate how to validate test input for DL components.

Similarly, in addition to the authenticity of data, compared with the real world, the authenticity of the model in simulation is also worth studying. For example, hardware delays and errors in the simulation platform are often ignored, but in real-world practice, the accumulation of delays and errors will cause the performance of ADSs to be not as good as in the simulation test. In order to reduce the impact of the simulation authenticity of models on testing, hardware-in-the-loop testing is a promised method. Hardware-in-the-loop (HIL) testing [73] is a simulation test involving actual hardware components. In the autonomous driving test, the hardware-in-the-loop test allows the actual hardware components of the autonomous vehicle (such as powertrain and chassis) to interact with the virtual vehicle model in the simulation platform, and to simulate the performance of ADSs in actual deployment situations. There are many studies on the HIL of ADS. [74] develops a HIL simulator to link the powertrain and chassis of the vehicle, and compared the real-time performance of the vehicle with the real-time performance of HIL simulation. [75] links the HIL with the electronic control unit for hardware control to test scene perception, path planning, decision-making, and vehicle control algorithms. In [76], the entire vehicle was configured into HIL, rather than the powertrain to test its adaptive cruise function and forward collision warning function. In future work, how to combine HIL with existing testing methods, such as metamorphic testing and fuzzing testing, to build a more flexible and automated testing program can be a research direction.

Future Direction 7:

Combine the Hardware-in-the-loop with existing testing methods to avoid deviations caused by unrealistic hardware in simulation testing.

5.3.3 Need 5: How to reduce manual efforts in data collection and processing in on-road testing? In current on-road testing, industrial practitioners need to manually collect and clean raw sensor data, label the driving data, and retrain DNN models in ADSs.

Firstly, the SE community could contribute to data cleaning in on-road testing. During the on-road testing, as various sensors are equipped in autonomous vehicles, it is common that the collected data is inconsistent when data from some sensors is delayed. Applying input validation techniques to the driving data collection could improve the effectiveness of data cleaning. The analogy to linter [77] and spell checker which are widely applied in IDE to validate and correct input, it would be beneficial to develop a tool for validating the correctness of collected data as the previous work [78] developed in the AI community. Secondly, the SE community could contribute to data labeling. Currently, some methods [79, 80] were proposed in the AI community for automatically or semi-automatically annotating data. In the SE community, an approach [81] was also proposed to reduce the effort of labeling data by using surprise adequacy [49].

To solve these two problems together, developing middleware that contains both data validation and processing functionalities seems promising. In [82], middleware was seen as a solution for heterogeneity and communication problems in distributed systems. In ADS, the heterogeneity problem of data can be solved by similar

middleware. In [83], middleware was used to coordinate multiple operations across a mobile application, which leads to the possibility of using middleware to manage data validation and processing in ADS. With the middleware, it will be more convenient to obtain high-quality data for validating and testing ADS, which is worth investigation.

Future Direction 8:

Develop middleware for data validation and processing to help obtain high quality test data.

6 TREATS TO VALIDITY

We discuss the treats to validity following the standard proposed by Wohlin et al. [84].

External Validity. The external validity concerns about the generalizability of our findings. To mitigate the threat to external validity, we maximized the diversity of interviewees within our constrains. As shown in Section 2.1, these 10 interviewees came from 10 different companies with different responsibilities. Further more, to expand the scale of our research, we also conducted 100 surveys, and these respondents were in a variety of positions, and came from various type of companies and organizations, as shown in Section 2.2. Therefore, the interviewees and survey respondents in this study can represent the industrial participants of ADS testing.

Construct Validity. The construct validity concerns about the design of interview and survey studies. To mitigate this threat to construct validity, for interviews, we first conducted two pilot interviews. Based on feedback of these two pilot interviews, we refined the interview guide and interview questions. In addition, to not bias participants' responses during the interview, we conducted semi-structured interviews and asked open-ended questions, which allowed for new ideas and questions to be brought up during the discussion. Though the survey questions were mainly multiple-choice questions, we allowed respondents to provide alternative answers. Also open-ended questions were added in the survey for respondents to supplement questions and answers not included in the survey.

Internal Validity. The internal validity concerns about how accurate participant's responses may reflect their real needs and practices, and whether there are other confounding factors that may affect the results. Specifically, since interview participants were developers from technology companies, some of them may not faithfully reveal the exact and most emergent needs from their team due to confidentiality concerns. When designing the interview, we tried our best to avoid conversations that may involve technical details or make them feel uncomfortable to answer. In addition, before each interview, we shared the interview guide with the participant and informed them that our goal was to solicit high-level feedback rather than technical details. To avoid mistakes and biases in the thematic analysis step, the first and second authors carried out this step separately. Then two authors continuously adjusted the extraction result, until the inter-rater agreements between the two coders reached 0.85, in Cohen's Kappa [13]. Also,

the collected information was regularly reported and discussed in the whole research team.

7 CONCLUSION

We conducted an empirical assessment of the current state of automated driving system testing, including semi-structured interviews with 10 autonomous driving companies and a questionnaire survey of 100 practitioners. In this article, we discussed (1) the process and common methods used by the industry in testing autonomous driving systems, (2) the challenges and requirements that the industry faces when testing autonomous driving systems, (3) how the SE community can respond to these challenges and meet the needs of the industry.

Based on our discussion, we summarized some promising future directions, including applying traditional testing methods to find more corner cases for ADS testing, investigating the effectiveness of test adequacy metrics in ADS, and designing methods to generate test cases with multi-sensor data for ADS.

REFERENCES

- [1] Samuel Gibbs. Google sibling waymo launches fully autonomous ride-hailing service. *The Guardian*, 7, 2017.
- [2] The National Transportation Safety Board. Preliminary report highway hwy18mh010. <https://bit.ly/2N0SHuj>. Retrieved: 2019.
- [3] California DMV. Autonomous vehicle collision reports - california dmv. <https://bit.ly/3cPUcGC>. Retrieved: 2019.
- [4] Vinayak V Dixit, Sai Chand, and Divya J Nair. Autonomous vehicles: disengagements, accidents and reaction times. *PLoS one*, 11(12):e0168054, 2016.
- [5] Francesca M Favarò, Nazanin Nader, Sky O Eurich, Michelle Tripp, and Naresh Varadaraju. Examining accident reports involving autonomous vehicles in california. *PLoS one*, 12(9):e0184952, 2017.
- [6] Francesca Favarò, Sky Eurich, and Nazanin Nader. Autonomous vehicles' disengagements: Trends, triggers, and regulatory limitations. *Accident Analysis & Prevention*, 110:136–148, 2018.
- [7] Mengshi Zhang, Yuqun Zhang, Lingming Zhang, Cong Liu, and Sarfraz Khurshid. Deeproad: Gan-based metamorphic testing and input validation framework for autonomous driving systems. In *Proceedings of ACM/IEEE International Conference on Automated Software Engineering, ASE, Montpellier, France, September*, pages 132–142. ACM, 2018.
- [8] Yuchi Tian, Kexin Pei, Suman Jana, and Baishakhi Ray. Deeptest: automated testing of deep-neural-network-driven autonomous cars. In *Proceedings of International Conference on Software Engineering, ICSE, Gothenburg, Sweden, May - June*, pages 303–314. ACM, 2018.
- [9] Qiang Hu, Lei Ma, Xiaofei Xie, Bing Yu, Yang Liu, and Jianjun Zhao. Deepmutation++: A mutation testing framework for deep learning systems. In *Proceedings of IEEE/ACM International Conference on Automated Software Engineering, ASE, San Diego, CA, USA, November*, pages 1158–1161. IEEE, 2019.
- [10] Zi Peng, Jinqiu Yang, Tse-Hsun Chen, and Lei Ma. A first look at the integration of machine learning models in complex autonomous driving systems: a case study on apollo. In *Proceedings of ACM Joint Meeting on European Software Engineering Conference and Symposium on the Foundations of Software Engineering, ESEC/SIGSOFT FSE Virtual Event, USA, November*, pages 1240–1250, 2020.
- [11] Kexin Pei, Yinzi Cao, Junfeng Yang, and Suman Jana. Deepxplore: Automated whitebox testing of deep learning systems. In *Proceedings of Symposium on Operating Systems Principles, Shanghai, China, October*, pages 1–18. ACM, 2017.
- [12] Virginia Braun and Victoria Clarke. Using thematic analysis in psychology. *Qualitative research in psychology*, 3(2):77–101, 2006.
- [13] Anthony J Viera, Joanne M Garrett, et al. Understanding interobserver agreement: the kappa statistic. *Fam med*, 37(5):360–363, 2005.
- [14] ApolloAuto. Apollo. <https://bit.ly/2E3vWyo>, 2021.
- [15] DeepDrive. Deepdrive. <https://bit.ly/2OTshej>, 2020.
- [16] Shanzhi Chen, Jinling Hu, Yan Shi, Ying Peng, Jiayi Fang, Rui Zhao, and Li Zhao. Vehicle-to-everything (v2x) services supported by lte-based systems and 5g. *IEEE Communications Standards Magazine*, 1(2):70–76, 2017.
- [17] Shinpei Kato, Shota Tokunaga, Yuya Maruyama, Seiya Maeda, Manato Hirabayashi, Yuki Kitsukawa, Abraham Monrroy, Tomohito Ando, Yusuke Fujii, and Takuya Azumi. Autoware on board: Enabling autonomous vehicles with embedded systems. In *2018 ACM/IEEE 9th International Conference on Cyber-Physical Systems (ICPPS)*, pages 287–296. IEEE, 2018.
- [18] Mariusz Bojarski, Philip Yeres, Anna Choromanska, Krzysztof Choromanski, Bernhard Firner, Lawrence D. Jackel, and Urs Muller. Explaining how a deep neural network trained with end-to-end learning steers a car. *CoRR*, abs/1704.07911, 2017.
- [19] comma.ai. Openpilot. <https://bit.ly/3w099fi>, 2021.
- [20] California Department of Motor Vehicles. Disengagement report.
- [21] Ricky W Butler and George B Finelli. The infeasibility of experimental quantification of life-critical software reliability. In *Proceedings of Conference on Software for Critical Systems*, pages 66–76, 1991.
- [22] Philip Koopman and Michael Wagner. Challenges in autonomous vehicle testing and validation. *SAE International Journal of Transportation Safety*, 4(1):15–24, 2016.
- [23] Rahim F Benekohal and Joseph Treiterer. Carsim: Car-following model for simulation of traffic in normal and stop-and-go conditions. *Transportation research record*, 1194:99–111, 1988.
- [24] carla simulator. carla. <https://bit.ly/3qE26qA>, 2021.
- [25] IPG automotive. Carmaker. <https://bit.ly/3urNi0n>. Accessed: 2021-02-24.
- [26] Alessio Gambi, Tri Huynh, and Gordon Fraser. Generating effective test cases for self-driving cars from police reports. In *Proceedings of ACM Joint Meeting on European Software Engineering Conference and Symposium on the Foundations of Software Engineering, ESEC/SIGSOFT FSE, Tallinn, Estonia, August*, pages 257–267. ACM, 2019.
- [27] Alessio Gambi, Marc Müller, and Gordon Fraser. Automatically testing self-driving cars with search-based procedural content generation. In *Proceedings of ACM SIGSOFT International Symposium on Software Testing and Analysis, ISSTA, Beijing, China, July*, pages 318–328. ACM, 2019.
- [28] H. Zhou, W. Li, Y. Zhu, Y. Zhang, B. Yu, L. Zhang, and C. Liu. Deepbillboard: Systematic physical-world testing of autonomous driving systems. In *Proceedings of International Conference on Software Engineering, ICSE, Seoul, South Korea, June - July*, pages 347–358. ACM, 2020.
- [29] Joshua Garcia, Yang Feng, Junjie Shen, Sumaya Almanee, Yuan Xia, and Qi Alfred Chen. A comprehensive study of autonomous vehicle bugs. In *Proceedings of International Conference on Software Engineering, ICSE, Seoul, South Korea, June - July*, pages 385–396. ACM, 2020.
- [30] Andrea Stocco, Michael Weiss, Marco Calzana, and Paolo Tonella. Misbehaviour prediction for autonomous driving systems. In *Proceedings of International Conference on Software Engineering, ICSE, Seoul, South Korea, June - July*, pages 359–371. ACM, 2020.
- [31] Raja Ben Abdesslem, Shiva Nejati, Lionel C. Briand, and Thomas Stifter. Testing advanced driver assistance systems using multi-objective search and neural networks. In *Proceedings of IEEE/ACM International Conference on Automated Software Engineering, ASE, Singapore, September*, pages 63–74. ACM, 2016.
- [32] Raja Ben Abdesslem, Annibale Panichella, Shiva Nejati, Lionel C. Briand, and Thomas Stifter. Testing autonomous cars for feature interaction failures using many-objective search. In *Proceedings of ACM/IEEE International Conference on Automated Software Engineering, ASE, Montpellier, France, September*, pages 143–154. ACM, 2018.
- [33] Raja Ben Abdesslem, Shiva Nejati, Lionel C. Briand, and Thomas Stifter. Testing vision-based control systems using learnable evolutionary algorithms. In *Proceedings of International Conference on Software Engineering, ICSE, Gothenburg, Sweden, May - June*, pages 1016–1026. ACM, 2018.
- [34] Xiaofei Xie, Lei Ma, Felix Juefei-Xu, Minhui Xue, Hongxu Chen, Yang Liu, Jianjun Zhao, Bo Li, Jianxiang Yin, and Simon See. Deephunter: A coverage-guided fuzz testing framework for deep neural networks. In *Proceedings of ACM SIGSOFT International Symposium on Software Testing and Analysis, ISSTA, Beijing, China, July*, pages 146–157, 2019.
- [35] Anurag Dwarakanath, Manish Ahuja, Samarth Sikand, Raghotham M Rao, RP Jagadeesh Chandra Bose, Neville Dubash, and Sanjay Podder. Identifying implementation bugs in machine learning based image classifiers using metamorphic testing. In *Proceedings of ACM SIGSOFT International Symposium on Software Testing and Analysis, ISSTA, Amsterdam, The Netherlands, July*, pages 118–128, 2018.
- [36] Yang Feng, Qingkai Shi, Xinyu Gao, Jun Wan, Chunrong Fang, and Zhenyu Chen. Deepgini: prioritizing massive tests to enhance the robustness of deep neural networks. In *Proceedings of ACM SIGSOFT International Symposium on Software Testing and Analysis, ISSTA, Amsterdam, The Netherlands, July*, pages 177–188. ACM, 2020.
- [37] Seokhyun Lee, Sooyoung Cha, Dain Lee, and Hakjoo Oh. Effective white-box testing of deep neural networks with adaptive neuron-selection strategy. In *Proceeding of ACM SIGSOFT International Symposium on Software Testing and Analysis, ISSTA, Virtual Event, USA, July*, pages 165–176. ACM, 2020.
- [38] Huiyan Wang, Jingwei Xu, Chang Xu, Xiaoxing Ma, and Jian Lu. Dissector: Input validation for deep learning applications by crossing-layer dissection. In *Proceedings of International Conference on Software Engineering, ICSE, Seoul, South Korea, June - July*, pages 727–738. ACM, 2020.
- [39] Xiang Gao, Ripon K. Saha, Mukul R. Prasad, and Abhik Roychoudhury. Fuzz testing based data augmentation to improve robustness of deep neural networks. In *Proceedings of International Conference on Software Engineering, ICSE, Seoul, South Korea, June - July*, pages 1147–1158. ACM, 2020.
- [40] Yuchi Tian, Ziyuan Zhong, Vicente Ordonez, Gail Kaiser, and Baishakhi Ray. Testing dnn image classifiers for confusion & bias errors. In *Proceedings of International Conference on Software Engineering, ICSE, Seoul, South Korea, June - July*, pages 1122–1134. ACM, 2020.
- [41] Shuai Wang and Zhendong Su. Metamorphic object insertion for testing object detection systems. In *Proceedings of International Conference on Software Engineering, ICSE, Seoul, South Korea, June - July*, pages 1053–1065. ACM, 2020.
- [42] Jingyi Wang, Guoliang Dong, Jun Sun, Xinyu Wang, and Peixin Zhang. Adversarial sample detection for deep neural network through model mutation testing. In *Proceedings of International Conference on Software Engineering, ICSE, Montreal, QC, Canada, May*, pages 1245–1256. ACM, 2020.
- [43] Simos Gerasimou, Hasan Ferit Eniser, Alper Sen, and Alper Cakan. Importance-driven deep learning system testing. In *Proceedings of International Conference on Software Engineering, ICSE, Seoul, South Korea, June - July*, pages 702–713. ACM, 2020.
- [44] Youcheng Sun, Min Wu, Wenjie Ruan, Xiaowei Huang, Marta Kwiatkowska, and Daniel Kroening. Concolic testing for deep neural networks. In *Proceedings of ACM/IEEE International Conference on Automated Software Engineering, ASE, Montpellier, France, September*, pages 109–119. ACM, 2018.
- [45] Lei Ma, Felix Juefei-Xu, Fuyuan Zhang, Jiyuan Sun, Minhui Xue, Bo Li, Chunyang Chen, Ting Su, Li Li, Yang Liu, Jianjun Zhao, and Yadong Wang. Deepgauge: multi-granularity testing criteria for deep learning systems. In *Proceedings of ACM/IEEE International Conference on Automated Software Engineering, ASE, Montpellier, France, September*, pages 120–131. ACM, 2018.

- [46] Rangeet Pan. Static deep neural network analysis for robustness. In Marlon Dumas, Dietmar Pfahl, Sven Apel, and Alessandra Russo, editors, *Proceedings of the ACM Joint Meeting on European Software Engineering Conference and Symposium on the Foundations of Software Engineering, ESEC/SIGSOFT FSE, Tallinn, Estonia, August*, pages 1238–1240. ACM, 2019.
- [47] Fabrice Harel-Canada, Lingxiao Wang, Muhammad Ali Gulzarand Quanquan Gu, and Miryung Kim. Is neuron coverage a meaningful measure for testing deep neural networks? In *Proceedings of the ACM Joint Meeting on European Software Engineering Conference and Symposium on the Foundations of Software Engineering, ESEC/SIGSOFT FSE, Virtual Event, USA, November*, pages 851–862. ACM, 2020.
- [48] Fuyuan Zhang, Sankalan Pal Chowdhury, and Maria Christakis. Deepsearch: A simple and effective blackbox attack for deep neural networks. In *Proceedings of the ACM Joint Meeting on European Software Engineering Conference and Symposium on the Foundations of Software Engineering, ESEC/SIGSOFT FSE, Virtual Event, USA, November*, pages 800–812. ACM, 2020.
- [49] Jinhan Kim, Robert Feldt, and Shin Yoo. Guiding deep learning system testing using surprise adequacy. In *Proceedings of International Conference on Software Engineering, ICSE, Montreal, QC, Canada, May*, pages 1039–1049. IEEE / ACM, 2019.
- [50] Vincenzo Riccio and Paolo Tonella. Model-based exploration of the frontier of behaviours for deep learning system testing. In *Proceedings of the ACM Joint Meeting on European Software Engineering Conference and Symposium on the Foundations of Software Engineering, ESEC/SIGSOFT FSE, Virtual Event, USA, November*, pages 876–888. ACM, 2020.
- [51] Xiaoning Du, Yi Li, Xiaofei Xie, Lei Ma, Yang Liu, and Jianjun Zhao. Marble: Model-based robustness analysis of stateful deep learning systems. In *2020 35th IEEE/ACM International Conference on Automated Software Engineering (ASE)*, pages 423–435. IEEE, 2020.
- [52] Qianyu Guo, Xiaofei Xie, Yi Li, Xiaoyu Zhang, Yang Liu, Xiaohong Li, and Chao Shen. Audee: Automated testing for deep learning frameworks. In *2020 35th IEEE/ACM International Conference on Automated Software Engineering (ASE)*, pages 486–498. IEEE, 2020.
- [53] Meixi Liu, Weijiang Hong, Weiyu Pan, Chendong Feng, Zhenbang Chen, and Ji Wang. Styx: A data-oriented mutation framework to improve the robustness of dnn. In *2020 35th IEEE/ACM International Conference on Automated Software Engineering (ASE)*, pages 1260–1261. IEEE, 2020.
- [54] Ru Zhang, Wencong Xiao, Hongyu Zhang, Yu Liu, Haoxiang Lin, and Mao Yang. An empirical study on program failures of deep learning jobs. In *Proceedings of International Conference on Software Engineering, ICSE, Seoul, South Korea, June - July*, pages 1159–1170. ACM, 2020.
- [55] Md Johirul Islam, Rangeet Pan, Giang Nguyen, and Hridesh Rajan. Repairing deep neural networks: Fix patterns and challenges. In *Proceedings of International Conference on Software Engineering, ICSE, Seoul, South Korea, June - July*, pages 1135–1146. ACM, 2020.
- [56] Nargiz Humbatova, Gunel Jahangirova, Gabriele Bavota, Vincenzo Riccio, Andrea Stocco, and Paolo Tonella. Taxonomy of real faults in deep learning systems. In *Proceedings of International Conference on Software Engineering, ICSE, Seoul, South Korea, June - July*, pages 1110–1121. ACM, 2020.
- [57] Guan hong Tao, Shiqing Ma, Yingqi Liu, Qiuling Xu, and Xiangyu Zhang and Trader: Trace divergence analysis and embedding regulation for debugging recurrent neural networks. In *Proceedings of International Conference on Software Engineering, ICSE, Seoul, South Korea, June - July*, pages 986–998. ACM, 2020.
- [58] Qianyu Guo, Sen Chen, Xiaofei Xie, Lei Ma, Qiang Hu, Hongtao Liu, Yang Liu, Jianjun Zhao, and Xiaohong Li. An empirical study towards characterizing deep learning development and deployment across different frameworks and platforms. In *Proceedings of IEEE/ACM International Conference on Automated Software Engineering, ASE 2019, San Diego, CA, USA, November*, pages 810–822. IEEE, 2019.
- [59] Shiqing Ma, Yingqi Liu, Wen-Chuan Lee, Xiangyu Zhang, and Ananth Grama. Mode: automated neural network model debugging via state differential analysis and input selection. In *Proceedings of ACM Joint Meeting on European Software Engineering Conference and Symposium on the Foundations of Software Engineering, ESEC/SIGSOFT FSE, Lake Buena Vista, FL, USA, November*, pages 175–186. ACM, 2018.
- [60] Ian J. Goodfellow, Jean Pouget-Abadie, Mehdi Mirza, Bing Xu, David Warde-Farley, Sherjil Ozair, Aaron C. Courville, and Yoshua Bengio. Generative adversarial networks. *Commun. ACM*, 63(11):139–144, 2020.
- [61] ASAM. Asam openscenario. <https://www.asam.net/standards/detail/openscenario/>. Accessed: 2021-02-20.
- [62] Rodrigo Queiroz, Thorsten Berger, and Krzysztof Czarnecki. Geoscenario: An open dsl for autonomous driving scenario representation. In *Proceedings of IEEE Intelligent Vehicles Symposium (IV), Paris, France, June*, pages 287–294. IEEE, 2019.
- [63] Jia Cheng Han and Zhi Quan Zhou. Metamorphic fuzz testing of autonomous vehicles. In *Proceedings of the IEEE/ACM International Conference on Software Engineering Workshops*, pages 380–385, 2020.
- [64] Yue Jia and Mark Harman. An analysis and survey of the development of mutation testing. *IEEE transactions on software engineering*, 37(5):649–678, 2010.
- [65] Gregg Rothermel and Mary Jean Harrold. Analyzing regression test selection techniques. *IEEE Transactions on software engineering*, 22(8):529–551, 1996.
- [66] Lingming Zhang. Hybrid regression test selection. In *Proceedings of International Conference on Software Engineering, ICSE, Gothenburg, Sweden, May - June*, pages 199–209. IEEE, 2018.
- [67] Benjamin Busjaeger and Tao Xie. Learning for test prioritization: an industrial case study. In *Proceedings of ACM SIGSOFT International Symposium on Foundations of Software Engineering, FSE, Seattle, WA, USA, November*, pages 975–980, 2016.
- [68] Sebastian Elbaum, Alexey G Malishevsky, and Gregg Rothermel. Test case prioritization: A family of empirical studies. *IEEE Transactions on Software Engineering*, 28(2):159–182, 2002.
- [69] Steve McConnell. Daily build and smoke test. *IEEE Software*, 13(4):144, 1996.
- [70] Vinod Kumar Chauhan. Smoke testing. *Int. J. Sci. Res. Publ.*, 4(1):2250–3153, 2014.
- [71] Mustafa M Tikir and Jeffrey K Hollingsworth. Efficient instrumentation for code coverage testing. *ACM SIGSOFT Software Engineering Notes*, 27(4):86–96, 2002.
- [72] Qian Yang, J Jenny Li, and David M Weiss. A survey of coverage-based testing tools. *The Computer Journal*, 52(5):589–597, 2009.
- [73] Darcy Bullock, Brian Johnson, Richard B Wells, Michael Kyte, and Zhen Li. Hardware-in-the-loop simulation. *Transportation Research Part C: Emerging Technologies*, 12(1):73–89, 2004.
- [74] Adit Joshi. Powertrain and chassis hardware-in-the-loop (hil) simulation of autonomous vehicle platform. Technical report, SAE Technical Paper, 2017.
- [75] Yu Chen, Shitao Chen, Tangyike Zhang, Songyi Zhang, and Nanning Zheng. Autonomous vehicle testing and validation platform: Integrated simulation system with hardware in the loop. In *Proceedings of IEEE Intelligent Vehicles Symposium, IV, Changshu, Suzhou, China, June*, pages 949–956. IEEE, 2018.
- [76] Olaf Gietelink, Jeroen Ploeg, Bart De Schutter, and Michel Verhaegen. Development of advanced driver assistance systems with vehicle hardware-in-the-loop simulations. *Vehicle System Dynamics*, 44(7):569–590, 2006.
- [77] Stephen C Johnson. *Lint, a C program checker*. Bell Telephone Laboratories Murray Hill, 1977.
- [78] Nick Hynes, D Sculley, and Michael Terry. The data linter: Lightweight, automated sanity checking for ml data sets. In *NIPS ML Sys Workshop*, 2017.
- [79] Bárbara C Benato, Jancarlo F Gomes, Alexandru C Telea, and Alexandre X Falcao. Semi-automatic data annotation guided by feature space projection. *Pattern Recognition*, 109:107612, 2021.
- [80] Xiao Ke, Jiawei Zou, and Yuzhen Niu. End-to-end automatic image annotation based on deep cnn and multi-label data augmentation. *IEEE Transactions on Multimedia*, 21(8):2093–2106, 2019.
- [81] Jinhan Kim, Jeongil Ju, Robert Feldt, and Shin Yoo. Reducing dnn labelling cost using surprise adequacy: an industrial case study for autonomous driving. In *Proceedings of ACM Joint Meeting on European Software Engineering Conference and Symposium on the Foundations of Software Engineering, ESEC/SIGSOFT FSE Virtual Event, USA, November*, pages 1466–1476, 2020.
- [82] Wolfgang Emmerich. Software engineering and middleware: a roadmap. In *Proceedings of International Conference on Software Engineering, Future of Software Engineering Track, ICSE, Limerick Ireland, June*, pages 117–129. ACM, 2000.
- [83] Nima Nikzad, Octav Chipara, and William G Griswold. Ape: An annotation language and middleware for energy-efficient mobile application development. In *Proceedings of the 36th International Conference on Software Engineering*, pages 515–526, 2014.
- [84] Claes Wohlin, Per Runeson, Martin Hst, Magnus C. Ohlsson, Björn Regnell, and Anders Wesslin. *Experimentation in Software Engineering*. Springer Publishing Company, Incorporated, 2012.