

P2T: Pyramid Pooling Transformer for Scene Understanding

Yu-Huan Wu, Yun Liu, Xin Zhan, and Ming-Ming Cheng

Abstract—This paper jointly resolves two problems in vision transformer: i) the computation of Multi-Head Self-Attention (MHSA) has high computational/space complexity; ii) recent vision transformer networks are overly tuned for image classification, ignoring the difference between image classification (simple scenarios, more similar to NLP) and downstream scene understanding tasks (complicated scenarios, rich structural and contextual information). To this end, we note that pyramid pooling has been demonstrated to be effective in various vision tasks owing to its powerful context abstraction, and its natural property of spatial invariance is suitable to address the loss of structural information (problem ii)). Hence, we propose to adapt pyramid pooling to MHSA for alleviating its high requirement on computational resources (problem i)). In this way, this pooling-based MHSA can well address the above two problems and is thus flexible and powerful for downstream scene understanding tasks. Plugged with our pooling-based MHSA, we build a downstream-task-oriented transformer network, dubbed Pyramid Pooling Transformer (P2T). Extensive experiments demonstrate that, when applied P2T as the backbone network, it shows substantial superiority in various downstream scene understanding tasks such as semantic segmentation, object detection, instance segmentation, and visual saliency detection, compared to previous CNN- and transformer-based networks. The code will be released at <https://github.com/yuhuan-wu/P2T>. Note that this technical report will keep updating.

Index Terms—Transformer, backbone network, pyramid pooling, scene understanding, downstream tasks

1 INTRODUCTION

IN the past decade, convolutional neural networks (CNNs) have dominated computer vision and achieved many great stories [1]–[8]. The state of the arts of various vision tasks on many large-scale datasets has been significantly pushed forward [9]–[13]. In an orthogonal field, *i.e.*, natural language processing (NLP), the dominating technique is transformer [14]. Transformer entirely relies on self-attention to capture long-range global relationship and has achieved brilliant successes. Considering that global information is also essential for vision tasks, a proper adaption of transformer [14] should be useful to overcome the limitation of CNNs, *i.e.*, CNNs usually enlarge receptive field through stacking more layers.

Lots of efforts are dedicated to exploring such a proper adaption of transformer [14]. Some early attempts use CNNs [2], [4] to extract deep features that are fed into transformer for further processing and regressing the targets [15]–[17]. Dosovitskiy *et al.* [18] made a thorough success by applying a pure transformer network for image classification. They split an image into patches and took each patch as a word/token in an NLP application so that transformer can then be directly adopted. This simple method attains competitive performance on ImageNet [9]. Therefore, a new concept of vision transformer appears. In a very short pe-

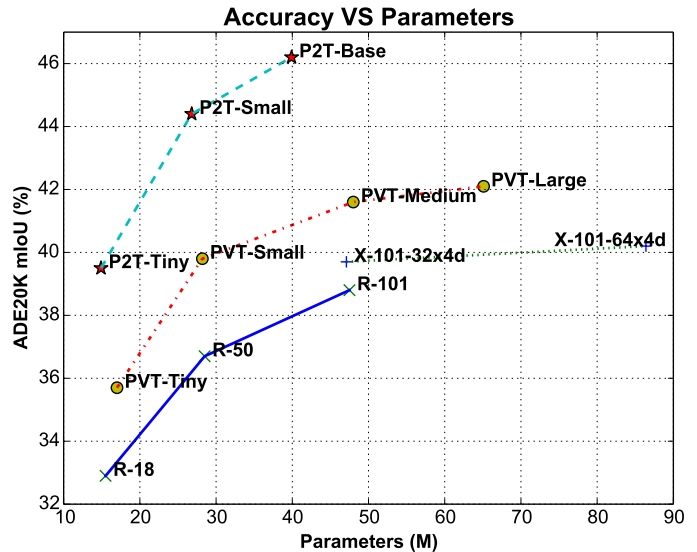


Fig. 1. **Experimental comparison for semantic segmentation on the ADE20K dataset [13].** Following PVT [21], Semantic FPN [24] is chosen as the basic method, equipped with different backbone networks, including PVT [21], ResNets [4], ResNeXt [25], and our P2T.

riod, a large amount of literature has emerged to improve vision transformer [18], and much better performance than CNNs has been achieved [19]–[23]. Nevertheless, there are two obvious problems still existed in vision transformer.

The first problem is about the length of sequence data. When viewing image patches as tokens, the sequence length is much larger than that in NLP applications, resulting in much higher computational and space complexity owing to the computation of Multi-Head Self-Attention (MHSA)

- Y.-H. Wu and M.-M. Cheng are with TKLNDST, College of Computer Science, Nankai University, Tianjin, China. (E-mail: wuyuhuan@mail.nankai.edu.cn, cmm@nankai.edu.cn)
- Y. Liu is with Computer Vision Lab, ETH Zurich, Switzerland. (E-mail: yun.liu@vision.ee.ethz.ch)
- X. Zhan is with Alibaba Group. (E-mail: zhanxin.zx@alibaba-inc.com)
- The first two authors contributed equally to this work.
- Corresponding author: M.-M. Cheng. (E-mail: cmm@nankai.edu.cn)
- This work is done while Y.-H. Wu is a research intern of Alibaba Group.

in transformer. In [18] for image classification, 16×16 patches are used for an 224×224 images. However, vision tasks usually have higher-resolution inputs, and such large patches are also suboptimal, especially for dense prediction tasks, because much details would be lost. To address this problem, PVT [21] directly downsamples the feature map for the computation of MHSA. In fact, it models token-to-region relationship rather than the expected token-to-token relationship. Swin Transformer [20] proposes to compute MHSA within small windows rather than across the whole input, modelling local relationship. It uses a window shift strategy to gradually enlarge the receptive field, like CNNs, enlarging the receptive field through stacking more layers. However, the most essential characteristic of vision transformer is its *direct global relationship modelling*, which is also the reason why we transfer from CNNs to transformer.

The other problem is about the domain gap between computer vision and NLP. It is common sense that image 2D structures are essential for vision tasks, while for NLP, only the order of sequence matters. The order of sequence can be simply handled by a position embedding [14] that, however, cannot represent 2D structures. Unfortunately, most of recent development on transformer focuses on improving image classification on ImageNet [1] without considering this problem [19]–[22]. Note that images in the ImageNet dataset [1] only have *simple contexts*, e.g., some objects of the same class centered at the image. A simple position embedding may handle such simple cases well for image-level classification but is obviously suboptimal for complicated real-world scenarios, especially for dense predictions where pixel-level image understanding is required. Therefore, we claim that previous image classification results of vision transformer networks cannot represent their performance in downstream vision tasks. There is an urgent need for a downstream-task-oriented transformer to bridge the domain gap between computer vision and NLP.

This paper aims at resolving the above two problems jointly to promote the usage of transformer in downstream vision tasks. To this end, we note that pyramid pooling [26], [27] is an effective technique for summarizing long-range information of the deep feature map. Specifically, pyramid pooling adopts multiple pooling operations with different receptive fields and strides onto the input feature map. This simple technique has been demonstrated to be effective in various vision tasks for scene understanding, such as semantic segmentation [27], object detection [26], image super-resolution [28], stereo matching [29], image deraining [30], image dehazing [31], visual saliency detection [32], etc. If we can adapt the idea of pyramid pooling to resolving the problem of sequence length in vision transformer, we can perfectly address the abovementioned two problems because pyramid pooling can naturally capture multi-scale/long-range contexts and 2D structures with multi-kernel pooling operations and the spatial invariance of pyramid pooling, respectively.

We achieve this goal by proposing **Pyramid Pooling Transformer (P2T)** for downstream vision tasks. Specifically, we first adapt the idea of pyramid pooling to the computation of MHSA, which not only reduces the computational load but also captures contextual and structural information. By applying the new pooling-based MHSA, P2T is

suitable for downstream vision tasks, unlike previous vision transformer that are just tuned for image classification. We evaluate P2T for various typical vision tasks, i.e., semantic segmentation, object detection, instance segmentation, and visual saliency detection. Extensive experiments demonstrate that P2T performs better than all previous CNN- and transformer-based backbone networks in downstream vision tasks (see Fig. 1 for comparisons on semantic segmentation).

In summary, our main contributions include:

- We propose the pooling-based MHSA, which not only significantly reduces the requirement of computational resources but also captures contextual and structural information needed for downstream vision tasks.
- We plug our pooling-based MHSA into transformer and thus build a downstream-task-oriented transformer network, i.e., P2T, making it flexible and powerful for various downstream scene understanding tasks.
- We conduct extensive experiments to demonstrate that, when applied as a backbone network for various scene understanding tasks, e.g., semantic segmentation, object detection, instance segmentation, and visual saliency detection, P2T achieves substantially better performance than previous CNN- and transformer-based networks.

2 RELATED WORK

2.1 Convolutional Neural Networks

Since AlexNet [1] won the champion in the ILSVRC-2012 competition [9], numerous advanced techniques have been invented for improving CNNs, achieving many successful stories in computer vision. VGG [2] and GoogleNet [3] first try to deepen CNNs for better image recognition. Then, ResNets [4] succeed in building very deep CNNs with the help of residual connections. ResNeXts [25] and Res2Nets [8] improve ResNets [4] by exploring its cardinal operation. DenseNets [5] introduce dense connections that connect each layer to all its subsequent layers for easing optimization. MobileNets [33], [34] decompose a vanilla convolution into a 1×1 convolution and a depthwise separable convolution to build lightweight CNNs for mobile and embedded vision applications. ShuffleNets [35], [36] further reduce the latency of MobileNets [33], [34] by replacing 1×1 convolution with grouped 1×1 convolution and channel shuffle. EfficientNet [7] and MansNet [37] adopt neural architecture search (NAS) to search for optimal network architectures. Since our work focuses on transformer [14], a comprehensive survey of CNNs is beyond the scope of this paper. Please refer to [38], [39] for a more extensive survey.

2.2 Vision Transformer

Transformer is initially proposed for machine translation in NLP [14]. Through MHSA, transformer entirely relies on self-attention to model global token-to-token dependencies. Considering that global relationship is also highly required by computer vision tasks, it is a natural idea to adopt transformer for improving vision tasks. However, transformer is

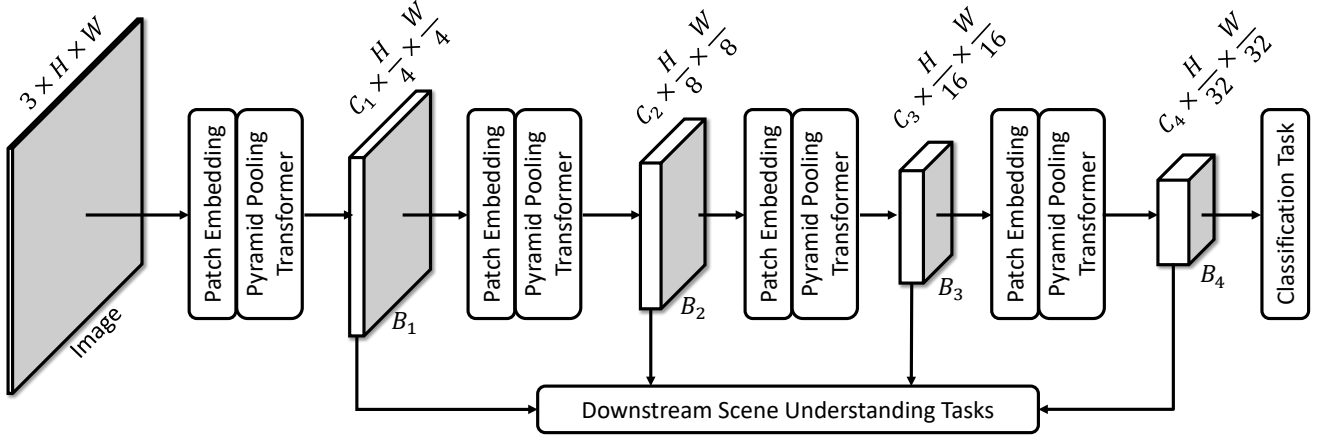


Fig. 2. **Architecture of the proposed P2T network.** We replace the traditional MHSA with our pooling-based MHSA. Features $\{B_1, B_2, B_3, B_4\}$ can be used for downstream scene understanding tasks.

designed to process sequence data and thus cannot process images directly. Hence, some researchers use CNNs to extract 2D representation that is then flattened and fed into transformer [15], [16], [40]–[42]. DETR [15] is a milestone in this direction.

Instead of relying on CNN backbone for feature extraction, Dosovitskiy *et al.* [18] proposed the first vision transformer (ViT). They split an image into small patches, and each patch is viewed as a word/token in an NLP application. Thus, a pure transformer network can be directly adopted with the class token used for image classification. They achieved competitive performance on ImageNet [9]. Then, DeiT [43] alleviates the required resources for training ViT [18] via knowledge distillation. T2T-ViT [44] proposes to split an image with overlapping to better preserve local structures. Some efforts are contributed to building the pyramid structure for vision transformer using pooling operations [19]–[22]. Among them, PVT [21] adopts a pooling operation to reduce the number of tokens when computing MHSA. Hence, PVT actually does token-to-region relationship modelling, not the expected token-to-token modelling. Since PVT also claims its purpose for downstream tasks, we adopt it as a strong baseline in this paper. Swin Transformer [20] reduces the computational load of MHSA by computing it within small windows. However, Swin Transformer gradually achieves global relationship modelling by window shift, which is somewhat like CNNs that enlarge receptive field by stacking more layers. Hence, we think that Swin Transformer [20] sacrifices the most essential characteristic of vision transformer, *i.e.*, *direct global relationship modelling*.

Different from recent vision transformer networks that are overly tuned for image classification, this paper aims at developing downstream-task-oriented transformer networks. To this end, we have to jointly resolve two problems: i) the high computational/space complexity; ii) domain gap between computer vision and NLP, or that between image classification and downstream scene understanding tasks. Our solution is to adapt the idea of pyramid pooling into the computation of MHSA. The proposed P2T not only has lower computational/space complexity than typical ViT but also extracts structural and contextual information missed by other transformer competitors. P2T is also compatible

with other transformer techniques such as knowledge distillation [43], patch embedding [45], positional encoding [46], and feed-forward network [23], [47].

2.3 Pyramid Pooling in CNNs

The concept of pyramid pooling is first proposed by He *et al.* [26] for image classification and object detection. They adopted several pooling operations to pool the final convolutional feature map of a CNN backbone into several fixed-size maps. These resulting maps are then flattened and concatenated into a fixed-length representation for robust visual recognition. Then, Zhao *et al.* [27] applied pyramid pooling for semantic segmentation. Instead of flattening in [26], they upsampled the fixed-size maps after pooling into original size and concatenated the upsampled maps for prediction. Their success suggests the effectiveness of pyramid pooling in dense prediction. After that, pyramid pooling has been widely applied to various vision tasks such as semantic segmentation [27], object detection [26], image super-resolution [28], stereo matching [29], image deraining [30], image dehazing [31], visual saliency detection [32], *etc.*

Unlike existing literature that explores pyramid pooling in CNNs for specific tasks, we propose to adapt the concept of pyramid pooling to vision transformer backbone. With this idea, we manage to propose P2T, a flexible and powerful transformer backbone, which can be easily used by various downstream vision tasks. Extensive experiments on semantic segmentation, object detection, instance segmentation, and visual saliency detection demonstrate the superiority of P2T compared with existing CNN- and transformer-based networks.

3 METHODOLOGY

In this section, we first provide an overview of our P2T networks in §3.1. Then, we present the architecture of P2T with pooling-based MHSA in §3.2. Finally, we introduce some implementation details of our networks in §3.3.

3.1 Overview

The overall architecture of P2T is illustrated in Fig. 2. With a natural color image as input, P2T first splits it into $\frac{H}{4} \times \frac{W}{4}$

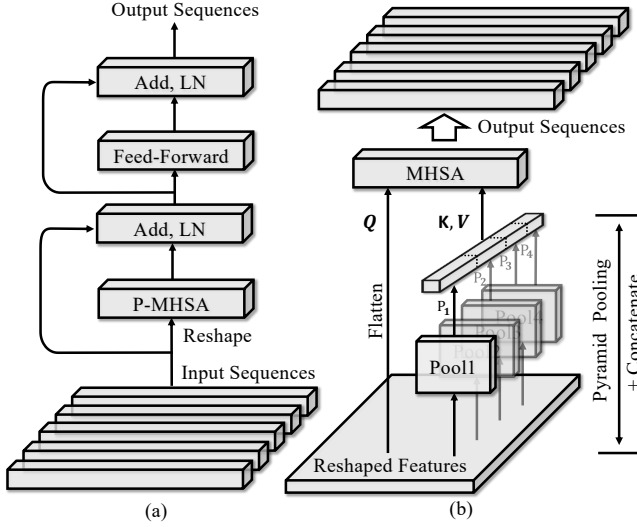


Fig. 3. **Illustration of Pyramid Pooling Transformer.** (a) The brief structure of Pyramid Pooling Transformer. (b) The detailed structure of the pooling-based MHSA.

patches, each of which is flattened to 48 ($4 \times 4 \times 3$) elements. Following [21], we feed these flattened patches to a patch embedding module, which consists of a linear projection layer followed by the addition with a learnable positional encoding. The patch embedding module will expand the feature dimension from 48 to C_1 . Then, we stack the proposed pyramid pooling transformer blocks that will be introduced in the next part (§3.2). The whole network can be divided into four stages with feature dimensions of C_i ($i = \{1, 2, 3, 4\}$), respectively. Between every two stages, each 2×2 patch group is concatenated and linearly projected from $4 \times C_i$ to C_{i+1} dimension ($i = \{1, 2, 3\}$). In this way, the scales of four stages become $\frac{H}{4} \times \frac{W}{4}$, $\frac{H}{8} \times \frac{W}{8}$, $\frac{H}{16} \times \frac{W}{16}$, and $\frac{H}{32} \times \frac{W}{32}$, respectively. For four stages, we can derive four feature representations $\{B_1, B_2, B_3, B_4\}$, respectively. For image classification, only B_4 will be used for final prediction; while for downstream scene understanding tasks, all pyramid features can be utilized.

3.2 Pyramid Pooling Transformer

Pyramid pooling has been widely used in many downstream scene understanding tasks collaborating with CNNs [26]–[32], [48]–[50]. However, existing literature usually applies pyramid pooling on top of CNN backbones for extracting global and contextual information for a specific task. In contrast, this paper is the first to explore pyramid pooling in transformers and backbone networks, targeting for improving various downstream scene understanding tasks. To this end, we adapt the idea of pyramid pooling to transformer for not only reducing the computational load of MHSA but also capturing contextual and structural information.

Let us continue by introducing the proposed P2T, the structure of which is illustrated in Fig. 3 (a). The input first passes through the pooling-based MHSA, whose output is added with the residual identity, followed by LayerNorm [51]. Like the traditional transformer block [18], [21], [43], a feed-forward network (FFN) follows for feature projection.

A residual connection and LayerNorm [51] are applied again. The above process can be formulated as

$$\begin{aligned} X_{att} &= \text{LayerNorm}(X + \text{P-MHSA}(X)), \\ X_{out} &= \text{LayerNorm}(X_{att} + \text{FFN}(X_{att})), \end{aligned} \quad (1)$$

where X , X_{att} , and X_{out} are the input, the output of MHSA, and the output of the transformer block, respectively. P-MHSA is the abbreviation of pooling-based MHSA.

3.2.1 Pooling-based MHSA

Here we present the design of our pooling-based MHSA. Its structure is shown in Fig. 3 (b). First, the input X is reshaped into the 2D space. Then, we apply multiple average pooling layers with various ratios onto the reshaped X to generate pyramid feature maps, like

$$\begin{aligned} P_1 &= \text{AvgPool}_1(X), \\ P_2 &= \text{AvgPool}_2(X), \\ &\dots, \\ P_n &= \text{AvgPool}_n(X), \end{aligned} \quad (2)$$

where $\{P_1, P_2, \dots, P_n\}$ denote the generated pyramid feature maps and n is the number of pooling layers. Then, we feed pyramid feature maps to depthwise convolution for relative positional encoding:

$$P_i^{enc} = \text{DWConv}(P_i) + P_i, \quad i = 1, 2, \dots, n, \quad (3)$$

where $\text{DWConv}(\cdot)$ indicates the depthwise convolution with kernel size 3×3 , and P_i^{enc} is P_i with relative positional encoding. Since P_i are pooled features, such operations in Equ. 3 has little computational cost. Next, we flatten and concatenate these pyramid feature maps:

$$P = \text{LayerNorm}(\text{Concat}(P_1^{enc}, P_2^{enc}, \dots, P_n^{enc})), \quad (4)$$

where the flattening operation is omitted for simplicity. In this way, P can be a shorter sequence than the input X if pooling ratios are large enough. Besides, P contains global contextual abstraction of the input and can thus serve as a strong substitute for the input when computing MHSA.

Suppose the query, key, and value tensors in MHSA [18] are Q , K , and V , respectively. Instead of using traditional

$$(Q, K, V) = (XW^q, XW^k, XW^v), \quad (5)$$

we propose to use

$$(Q, K, V) = (XW^q, PW^k, PW^v), \quad (6)$$

in which W^q , W^k , and W^v denote the weight matrices of linear transformations for generating the query, key, and value tensors, respectively. Then, Q , K , V are fed into the attention module to compute the attention A , which can be formulated as below:

$$A = \text{Softmax}\left(\frac{Q \times K^T}{\sqrt{d_K}}\right) \times V, \quad (7)$$

where d_K is the channel dimension of K , and $\sqrt{d_K}$ can serve as an approximate normalization. The Softmax function is applied along the rows of the matrix. Equ. 7 omits the concept of multiple heads [14], [18] for simplicity.

Since the K and V have a smaller length than X , the proposed P-MHSA is more efficient than traditional

MHSA [14], [18]. Besides, since \mathbf{K} and \mathbf{V} contains highly-abstracted multi-scale information, the proposed P-MHSA has a stronger capability in global contextual dependency modelling, which is helpful for scene understanding [26]–[32]. From a different perspective, pyramid pooling is usually used as an effective technique connected upon backbone networks; in contrast, this paper first exploits pyramid pooling within backbone networks through transformers, thus providing powerful feature representation learning for scene understanding. With the above analyses, P-MHSA is expected to be more efficient and more effective than traditional P-MHSA [14], [18].

3.2.2 Feed-Forward Network

Feed-Forward network (FFN) is an essential component of transformers for feature enhancement [14], [52]. Previous transformers usually apply an MLP as the FFN [14], [18], [21] and entirely rely on attention to capture inter-pixel dependencies. Though effective, this architecture is not good at learning locality and translation-invariant representations, which play a critical role in scene understanding. To this end, we follow [23] to insert convolution operations into FFN so that the resulting transformer can inherit the merits of both transformer (*i.e.*, long-range dependency modelling) and CNN (*i.e.*, locality and translation-invariance). Specifically, we adopt the Inverted Bottleneck Block (IRB), proposed in MobileNetV2 [34], as the FFN.

To adapt IRB for vision transformer, we first transform the input sequence \mathbf{X}_{att} to a 2D feature map \mathbf{X}_{att}^I :

$$\mathbf{X}_{att}^I = \text{Seq2Image}(\mathbf{X}_{att}), \quad (8)$$

where $\text{Seq2Image}(\cdot)$ is to reshape the 1D sequence to a 2D feature map. Given the input \mathbf{X}_{att}^I , IRB can be directly applied, like

$$\begin{aligned} \mathbf{X}_{IRB}^1 &= \text{Act}(\mathbf{X}_{att}^I \mathbf{W}_{IRB}^1), \\ \mathbf{X}_{IRB}^{\text{out}} &= \text{Act}(\text{DWConv}(\mathbf{X}_{IRB}^1)) \mathbf{W}_{IRB}^2, \end{aligned} \quad (9)$$

where $\mathbf{W}_{IRB}^1, \mathbf{W}_{IRB}^2$ indicate the weight matrices of 1×1 convolutions, “Act” indicates the nonlinear activation function, $\mathbf{X}_{IRB}^{\text{out}}$ is the output of IRB. Since $\mathbf{X}_{IRB}^{\text{out}}$ is a 2D feature map, we finally transform it to a 1D sequence:

$$\mathbf{X}_{IRB}^S = \text{Image2Seq}(\mathbf{X}_{IRB}^{\text{out}}), \quad (10)$$

where $\text{Image2Seq}(\cdot)$ is the operation that reshapes the 2D feature map to a 1D sequence. \mathbf{X}_{IRB}^S is the final output of FFN, with the same shape as \mathbf{X}_{att} .

3.3 Implementation Details

P2T with different depths. Following previous backbone architectures [4], [20], [21], [23], [25], we build P2T with different depths via stacking different number of pyramid pooling transformers at each stage. In this manner, we propose three versions of P2T, *i.e.*, P2T-Tiny, P2T-Small, and P2T-Base, with similar numbers of parameters to ResNet-18 [4], ResNet-50 [4], and ResNet-101 [4], respectively. The details of depths at each stage for different versions of P2T are shown in Table 1.

Pyramid pooling setting. We empirically set the number of parallel pooling operations in P-MHSA as 4. At different

TABLE 1
Detailed settings of the proposed P2T.

Parameters	#Stage			
	1	2	3	4
Number of Attention Heads	1	2	5	8
FFN Expansion Ratio	8	8	4	4
Feature Channels	64	128	320	512
Feature Stride	4	8	16	32
Number of Transformers (P2T-Tiny)	2	2	2	2
Number of Transformers (P2T-Small)	2	2	9	3
Number of Transformers (P2T-Base)	2	4	19	3

TABLE 2
Experimental results on the validation set of the ADE20K dataset [13] for semantic segmentation by replacing the backbone of Semantic FPN [24]. The number of GFlops is calculated with the input size of 512×512 .

Backbone	Semantic FPN [24]		
	#Param (M)	GFlops	mIoU (%)
ResNet-18 [4]	15.5	31.9	32.9
PVT-Tiny [21]	17.0	32.1	35.7 (+2.8)
P2T-Tiny (Ours)	14.9	31.8	39.5 (+6.6)
ResNet-50 [4]	28.5	45.4	36.7
PVT-Small [21]	28.2	42.9	39.8 (+3.1)
P2T-Small (Ours)	26.8	41.7	44.4 (+7.7)
ResNet-101 [4]	47.5	64.8	38.8
ResNeXt-101-32x4d [25]	47.1	64.6	39.7 (+0.9)
PVT-Medium [21]	48.0	59.4	41.6 (+2.8)
P2T-Base (Ours)	39.9	57.5	46.2 (+7.4)

stages, the pooling ratios of the pyramid pooling transformer are different. The pooling ratios are empirically set as $\{12, 16, 20, 24\}$, $\{6, 8, 10, 12\}$, $\{3, 4, 5, 6\}$, and $\{1, 2, 3, 4\}$, from the first to last stages, respectively. In each transformer block, we share the parameters of all depthwise convolutions in P-MHSA.

Other settings. Although a larger kernel size (*e.g.*, 5×5) of depthwise convolution can bring better performance, the kernel size of all depthwise convolutions is set to 3×3 for efficiency. We choose Hardswish [53] as the non-linear activation function because it saves much memory compared to GELU [54]. Hardswish [53] also empirically works well. We summarize other P2T settings for each stage in Table 1.

4 EXPERIMENTS

Since P2T is specially designed as backbone networks for scene understanding in various downstream vision tasks, we first validate its effectiveness on semantic segmentation, object detection, instance segmentation, and visual saliency detection in §4.1, §4.2, §4.3, and §4.4, respectively. Then, we introduce the experiments on image classification in §4.5.

4.1 Semantic Segmentation

Given an input natural image, semantic segmentation aims at assigning a semantic label to each pixel. It is one of the most fundamental dense prediction tasks in computer vision.

Experimental setup. We evaluate P2T and its competitors on the ADE20K [13] and Cityscapes [12] datasets.

The ADE20K dataset is a challenging scene understanding dataset with 150 fine-grained semantic classes. In this dataset, there are 20000, 2000, and 3302 images for training, validation, and testing, respectively. The Cityscapes dataset is another challenging dataset, which consists of 5000 high-quality images of 1024×2048 resolution. All images are divided into 2975 training, 500 validation, and 1525 testing images. Following [21], Semantic FPN [24] is chosen as the basic method for a fair comparison. We replace the backbone of Semantic FPN [24] with various network architectures. All backbones of semantic FPN have been pretrained on the ImageNet-1K [9] dataset, and other layers are initialized using the Xavier method [55]. All networks are trained for 80000 iterations. We apply AdamW [56] as the network optimizer, with the initial learning rate of $1e-4$ and weight decay of 0.01. A *poly* learning rate schedule with $\gamma = 0.9$ is adopted. Each mini-batch has 16 images for both datasets. Images are resized and randomly cropped to 512×512 and 512×1024 for ADE20K and Cityscapes datasets during training, respectively. Synchronized batch normalization across GPUs is also enabled. During testing, images are resized to the shorter side of 512 and 1024 for ADE20K and Cityscapes datasets, respectively. Multi-scale testing and flipping are disabled. We use the MMSeg [57] toolbox to implement the above experiments.

Experimental results on ADE20K. Table 2 shows the evaluation results on the ADE20K dataset [13]. We compare our proposed P2T with ResNets [4], ResNeXts [25], and PVTs [21]. Benefiting from the pyramid pooling technique, the results of Semantic FPN [24] with our P2T backbone are much better than other competitors. Typically, as shown in Table 2, the smallest version of P2T, P2T-Tiny, achieves a much higher (+6.6%) mIoU than ResNet-18 [4] with less model complexity and computational cost. In contrast, PVT-Tiny [21] only has a 2.8% improvement than ResNet-18 [4] with more parameters and computational cost. Increasing the model complexity, P2T-Small has a significant 7.7% improvement compared to ResNet-50 [4] with fewer parameters (26.8M *vs.* 28.5M) and less computational cost (41.7G *vs.* 45.4G). In contrast, the transformer competitor, PVT-Small [21], only has a 3.1% improvement over ResNet-18 [4]. If we continue increasing the complexity of various backbones, P2T-Base still works well and has a 7.4% improvement compared to ResNet-101 [4] with the advantages of less model complexity and computational cost. In contrast, the CNN competitor, ResNeXt-101-32x4d [25], only has a 0.9% improvement, and the transformer competitor, PVT-Medium [21], only has a 2.8% improvement.

Experimental results on Cityscapes. For the Cityscapes dataset [12], the proposed P2T still outperforms other competitors by a large margin, as shown in Table 3. Specifically, P2T-Tiny achieves a 5.6% higher mIoU than PVT-Tiny [21]. It is surprising that PVT-Tiny is even 1.5% and 0.7% better than ResNet-101 [4] and PVT-Medium [21], respectively. The above results suggest that P2T is much more efficient and powerful than ResNets [4] and PVTs [21] for semantic segmentation. PVT-Small and PVT-Medium [21] are only 1.0% and 0.8% better than ResNet-50 and ResNet-101 [4], respectively, while P2T-Small and P2T-Base achieve 4.1%

TABLE 3
Experimental results on the validation set of the Cityscapes dataset [12]. It is surprising that our tiny backbone, *i.e.*, P2T-Tiny, is even better than ResNet-101 [4] and PVT-Medium [21].

Backbone	Semantic FPN [24]	
	#Param (M)	mIoU (%)
PVT-Tiny [21]	17.0	71.7
P2T-Tiny (Ours)	14.9	77.3 (+5.6)
ResNet-50 [4]	28.5	74.5
PVT-Small [21]	28.2	75.5 (+1.0)
P2T-Small (Ours)	26.8	78.6 (+4.1)
ResNet-101 [4]	47.5	75.8
PVT-Medium [21]	48.0	76.6 (+0.8)
P2T-Base (Ours)	39.9	79.7 (+3.9)

TABLE 4
Object detection results with RetinaNet [58] on the MS-COCO val2017 set [10]. "R" and "X" represent the ResNet [4] and ResNeXt [25], respectively.

Backbone	#Param (M)	RetinaNet [58]					
		AP ^b	AP ^b ₅₀	AP ^b ₇₅	AP _S	AP _M	AP _L
R-18 [4]	21.3	31.8	49.6	33.6	16.3	34.3	43.2
PVT-Tiny [21]	23.0	36.7	56.9	38.9	22.6	38.8	50.0
P2T-Tiny (Ours)	20.9	39.3	59.8	41.6	23.0	43.0	52.6
R-50 [4]	37.7	36.3	55.3	38.6	19.3	40.0	48.8
PVT-Small [21]	34.2	40.4	61.3	43.0	25.0	42.9	55.7
P2T-Small (Ours)	32.8	43.2	64.0	46.3	26.6	47.4	58.6
R-101 [4]	56.7	38.5	57.8	41.2	21.4	42.6	51.1
X-101-32x4d [25]	56.4	39.9	59.6	42.7	22.3	44.2	52.5
PVT-Medium [21]	53.9	41.9	63.1	44.3	25.0	44.9	57.6
P2T-Base (Ours)	45.9	44.7	65.8	47.4	27.2	48.6	60.9
X-101-64x4d [25]	95.5	41.0	60.9	44.0	23.9	45.2	54.0
PVT-Large [21]	71.1	42.6	63.7	45.4	25.8	46.0	58.4

and 3.9% performance gains, respectively. Overall, P2T achieves substantially superior results compared to ResNets [4], ResNeXts [25], and PVTs [21] on the Cityscapes dataset.

4.2 Object Detection

Object detection is also one of the most fundamental and challenging tasks for decades in computer vision. It aims to detect and recognize instances of semantic objects of certain classes in natural images. Here, we evaluate P2T and its competitors on the MS-COCO [10] and PASCAL VOC [11] datasets.

Experimental setup on MS-COCO. MS-COCO [10] dataset is a large-scale challenging dataset for object detection, instance segmentation, and keypoint detection. MS-COCO train2017 (118k images) and val2017 (5k images) sets are used for training and validation in our experiments, respectively. RetinaNet [58] is applied as the basic framework because it has been widely acknowledged by this community. Each mini-batch has 16 images with an initial learning rate of $1e-4$. Following the popular MMDetection toolbox [59], we train each network for 12 epochs, and the learning rate is divided by 10 after 8 and 11 epochs. The network optimizer is AdamW [56], which is a popular optimizer for training transformers. During training and testing, the shorter side of input images is resized to 800

TABLE 5
Detection results on the PASCAL VOC 2007 test set [11].

Backbone	Faster R-CNN + FPN [61]	
	#Param (M)	mAP (%)
ResNet-18 [4]	28.4	75.7
PVT-Tiny [21]	29.9	79.1 (+3.4)
P2T-Tiny (Ours)	27.9	83.0 (+7.3)
ResNet-50 [4]	41.5	80.1
ResNet-101 [4]	60.6	81.6 (+1.5)
PVT-Small [21]	41.2	82.1 (+2.0)
ResNeXt-101-32x4d [25]	60.3	82.2 (+2.1)
P2T-Small (Ours)	39.9	84.8 (+4.7)

TABLE 6
Instance segmentation results with Mask R-CNN [62] on the MS-COCO val2017 set [10]. “R” and “X” represent the ResNet [4] and ResNeXt [25], respectively.

Backbone	#Param (M)	Mask R-CNN [62]					
		AP ^b	AP ^b ₅₀	AP ^b ₇₅	AP ^m	AP ^m ₅₀	AP ^m ₇₅
R-18 [4]	31.2	34.0	54.0	36.7	31.2	51.0	32.7
PVT-Tiny [21]	32.9	36.7	59.2	39.3	35.1	56.7	37.3
P2T-Tiny (Ours)	30.8	41.2	64.1	44.6	38.1	61.1	40.6
R-50 [4]	44.2	38.0	58.6	41.4	34.4	55.1	36.7
PVT-Small [21]	44.1	40.4	62.9	43.8	37.8	60.1	40.3
P2T-Small (Ours)	42.7	45.2	67.8	49.3	40.9	64.3	44.0
R-101 [4]	63.2	40.4	61.1	44.2	36.4	57.7	38.8
X-101-32x4d [25]	62.8	41.9	62.5	45.9	37.5	59.4	40.2
PVT-Medium [21]	63.9	42.0	64.4	45.6	39.0	61.6	42.1
P2T-Base (Ours)	55.8	46.5	68.2	51.0	41.7	65.1	44.9
X-101-64x4d [25]	101.9	42.8	63.8	47.3	38.4	60.6	41.3
PVT-Large [21]	81.0	42.9	65.0	46.6	39.5	61.9	42.5

pixels. The longer side will keep the ratio of the images and within 1333 pixels. Only random horizontal flipping is used for data augmentation. Standard COCO API is utilized for evaluation, and we report results in terms of AP^b, AP^b₅₀, AP^b₇₅, AP^s, AP^m, and AP^L metrics, where “b” indicate bounding box. AP^s, AP^m, and AP^L mean AP scores for small, medium, and large objects, respectively. AP^b is usually viewed as the primary metric.

Experimental setup on PASCAL VOC. PASCAL VOC dataset [11] is a popular, typical, and high-quality dataset for object detection. In our experiments, we use this dataset to further validate the generality and effectiveness of the proposed P2T in object detection. We train the well-known Faster R-CNN [60] framework with different backbones on VOC 2007+2012 *trainval* set (16551 images). We evaluate the performance on the VOC 2007 *test* set (4952 images). The training settings are very similar to that of MS-COCO dataset, except that 1) the input size of the shorter side is changed to 600 pixels, and the longer side will keep ratio of the images and within 800 pixels; 2) the learning rate is divided by 10 after 9 epochs; 3) for data augmentation, horizontal flipping is replaced with random cropping. Moreover, the standard evaluation metric for PASCAL VOC is mAP under the IoU threshold of 0.5.

Experimental results on MS-COCO. Evaluation results on the MS-COCO dataset are summarized in Table 4. We

can observe that our P2T always achieves much better performance with different complexity levels. For example, the tiny version, P2T-Tiny, has a 7.5% and a 2.6% improvement compared with ResNet-18 [4] and PVT-Tiny [21], respectively. P2T-Small is 6.9% and 2.8% better than ResNet-50 [4] and PVT-Small [21], respectively. The largest version of P2T, *i.e.*, P2T-Base, also has a very significant improvement, *i.e.*, +6.2%, +4.8%, and +2.8% than ResNet-101 [4], ResNeXt-101-32x4d [25], and PVT-Medium [21], respectively. Overall, on the MS-COCO dataset, the proposed P2T largely outperforms its CNN competitors, *i.e.*, ResNets [4] and ResNeXts [25], and the transformer competitor PVTs [21].

Experimental results on PASCAL VOC. Evaluation results on the PASCAL VOC dataset [11] are presented in Table 5. P2T-Tiny achieves 83.0% mAP, while ResNet-18 [4] and PVT-Tiny [21] are 7.3% and 3.9% lower. It is more surprising that P2T-Tiny is even 2.9%, 1.4%, 0.9%, and 0.8% better than ResNet-50 [4], ResNet-101 [4], PVT-Small [21], and ResNeXt-101-32x4d [25], respectively. Note that P2T-Tiny is just our smallest model designed for mobile platforms. Moreover, PVT-Small [21] has a 2.0% improvement than ResNet-50 [4], while P2T-Small has a much larger 4.7% improvement. The above analyses demonstrate the superiority of the proposed P2T in representation learning when compared to previous CNN and transformer competitors.

4.3 Instance Segmentation

Instance segmentation is another advanced challenging task. It can be regarded as a special case of object detection by outputting object masks instead of bounding boxes in object detection.

Experimental setup. We evaluate the performance of instance segmentation on the well-known MS-COCO dataset [10]. MS-COCO *train2017* and *val2017* sets are used for training and validation in our experiments. Mask R-CNN [62] is applied as the basic framework by using different backbone networks. The training settings are the same as what we use for object detection in §4.2. We report evaluation results for both object detection and instance segmentation in terms of AP^b, AP^b₅₀, AP^b₇₅, AP^m, AP^m₅₀, and AP^m₇₅ metrics, where “b” and “m” indicate bounding box and mask metrics, respectively. AP^b and AP^m are set as the primary evaluation metrics.

Experimental results. The comparisons between P2T and its competitors are displayed in Table 6. Similar to the conclusion of object detection, P2T achieves the best performance consistently compared to existing CNN and transformer backbone networks. Specifically, in terms of bounding box metrics, P2T-Tiny/Small/Base are 7.2%, 7.2%, and 6.1% better than ResNet-18/50/101 [21], respectively. P2T also largely outperforms PVT [21] by 4.5%, 4.8%, and 4.5% on the corresponding Tiny/Small/Base versions with fewer parameters, respectively. In terms of mask metrics, our largest P2T-Base achieves 41.7% mask AP, while the mask AP of the best competitor, PVT-Medium [21], is 2.7% lower. The mask AP of the tiny version of P2T, P2T-Tiny, is 3.0% better than that of the corresponding model, PVT-Tiny [21]. The consistent and significant improvement in the

TABLE 7

Evaluation results on DUTS-TE [63], DUT-OMRON (DUT-O) [64], and PASCAL-S [65] datasets for visual saliency detection.

Backbone	#Param (M)	DUTS-TE		DUT-O		PASCAL-S	
		F_{\max}	MAE	F_{\max}	MAE	F_{\max}	MAE
R-18 [4]	14.0	.853	.044	.769	.056	.854	.071
PVT-Tiny [21]	16.0	.876	.039	.813	.052	.868	.067
P2T-Tiny (Ours)	13.4	.895	.033	.825	.048	.883	.059
R-50 [4]	26.9	.873	.038	.786	.051	.864	.065
R-101 [4]	45.9	.879	.036	.797	.049	.876	.060
X-101-32x8d [25]	92.3	.889	.033	.808	.047	.871	.059
PVT-Small [21]	27.3	.900	.032	.832	.050	.883	.060
P2T-Small (Ours)	25.1	.912	.029	.840	.045	.898	.053

above experiments demonstrates that the feature representations learned by the proposed P2T are more powerful than existing backbone networks in instance segmentation.

4.4 Visual Saliency Detection

Visual saliency detection is a fundamental task in computer vision, which tries to simulate the human visual system to detect the most salient and eye-attracting region/objects in natural images.

Experimental setup. Since U-Net [66] like decoders are with simple structures and without complicated aggregation paths, we use the U-Net [66] decoder with the SCPC block [67] as the basic framework for visual saliency detection. Following recent popular works [49], [67]–[70], the 10553 images in the DUTS training (DUTS-TR) set [63] are for training. Three most popular and challenging datasets, *i.e.*, DUTS testing (DUTS-TE) set (5019 images) [63], DUT-OMRON [64] (5168 images), and PASCAL-S [65] (850 images), are for evaluation. During training, we only apply random resizing-cropping and horizontal flipping as data augmentation. Each mini-batch has 24 images. The input image is resized to 384×384 during training and testing. We train each network for 30 epochs. The Adam [71] optimizer is used for all backbones, with the learning rate of $5e-5$, β_1 of 0.9, and β_2 of 0.99. Deep supervision is enabled during training. A combination of binary cross entropy loss and Dice loss [72] is applied. Two most popular and basic metrics, *i.e.*, maximum F-measure and mean absolute error (MAE), are applied as evaluation metrics. Please refer to [67] for more details about the above two metrics.

Experimental results. We summarize the evaluation results in Table 7. Comparing to PVT [21], we can observe that, with P2T as the backbone, models can much more precisely detect salient objects in terms of both F-measure and MAE scores, as P2T-Tiny/Small largely outperforms PVT-Tiny/Small with fewer parameters. A surprising result is that P2T-Tiny beats ResNet-50/101 [4] and even ResNeXt-101-32x4d [25], demonstrating that P2T is much more effective than ResNet [4] and ResNeXt [25] for visual saliency detection.

4.5 Image Classification

Image classification is the most common task for evaluating the capability of backbone networks. It aims to assign a

TABLE 8

Image classification results on the ImageNet-1K dataset [9]. “R” and “X” represent ResNet [4] and ResNeXt [25], respectively. “Top-1” indicates the top-1 error rate (the lower, the better). “***” indicates the results with knowledge distillation. The number of GFlops is reported with the input size of 224×224 .

Method	#Param (M)	GFlops	Top-1 (%)
R-18 [4]	11.7	1.8	31.5
DeiT-Tiny/16* [43]	5.7	1.3	27.8
PVT-Tiny [21]	13.2	1.9	24.9
P2T-Tiny (Ours)	11.1	1.9	21.9
R-50 [4]	25.6	4.1	21.5
X-50-32x4d [25]	25.0	4.3	20.5
DeiT-Small/16* [43]	22.1	4.6	20.1
PVT-Small [21]	24.5	3.8	20.2
P2T-Small (Ours)	23.0	3.6	17.9
R-101 [4]	44.7	7.9	20.2
X-101-32x4d [25]	44.2	8.0	19.4
X-101-64x4d [25]	83.5	15.6	18.5
ViT-Small/16 [18]	48.8	9.9	19.2
ViT-Base/16 [18]	86.6	17.6	18.2
DeiT-Base/16* [43]	86.6	17.6	18.2
PVT-Medium [21]	44.2	6.7	18.8
PVT-Large [21]	61.4	9.8	18.3
P2T-Base (Ours)	36.2	6.3	17.0

class label to each input natural image. Many other tasks build on top of image classification via applying networks for image classification as the backbones of them. Since our motivation is to design a downstream-task-oriented network, improving the accuracy of image classification is not our main focus.

Experimental setup. As described in §3.1, only the output feature B_4 of the last stage is utilized here. Following regular CNN networks [4], [5], [8], we append a global average pooling layer and a fully-connected layer on top of B_4 to obtain the final classification scores. We train our network on the ImageNet-1K dataset [9], which has 1.28M training images and 50k validation images. For a fair comparison, we follow [21] to adopt the same training protocols as DeiT [43], which is a standard choice for training transformers. Specifically, we use AdamW [56] as the optimizer, with the learning rate of $1e-4$ and a mini-batch of 1024 images. We train P2T for 300 epochs with the cosine learning rate decay strategy. Models are warmed up for the five beginning epochs. The data augmentation is also same as [21], [43].

Experimental results. The quantitative comparisons are summarized in Table 8. Although we do not focus on image classification, P2T achieves superior results compared with recent state-of-the-art transformer models. For example, P2T-Small has a significant 2.3% improvement over PVT-Small [21] with fewer parameters (23.0M *vs.* 24.5M) and less computational cost (3.6G *vs.* 3.8G). P2T-Base is 1.8% better than PVT-Medium [21] with fewer parameters (36.2M *vs.* 44.2M). P2T also largely outperforms ViT [18] and DeiT [43] with much fewer parameters, implying that P2T achieves better performance without large amount of training data and knowledge distillation. Therefore, P2T is also very capable for image classification.

5 CONCLUSION

To alleviate the high computational cost of MHSA in vision transformer, this paper proposes pooling-based MHSA by adapting the pyramid pooling technique into MHSA. Since pyramid pooling has the natural properties of spatial invariance and contextual abstraction, our pooling-based MHSA is not only flexible but also powerful for downstream scene understanding tasks. Equipped with the pooling-based MHSA, we construct a downstream-task-oriented backbone network, called Pyramid Pooling Transformer (P2T). To demonstrate its effectiveness, we conduct extensive experiments on several typical downstream tasks, including semantic segmentation, object detection, instance segmentation, and visual saliency detection. Experimental results suggest that P2T largely outperforms previous CNN- and transformer-based networks. P2T also achieves competitive performance for image classification on the ImageNet dataset [9]. Code will be released to promote future research.

ACKNOWLEDGEMENT

This work is supported by the Alibaba research intern program.

REFERENCES

- [1] A. Krizhevsky, I. Sutskever, and G. E. Hinton, "Imagenet classification with deep convolutional neural networks," in *Adv. Neural Inform. Process. Syst.*, 2012, pp. 1097–1105.
- [2] K. Simonyan and A. Zisserman, "Very deep convolutional networks for large-scale image recognition," in *Int. Conf. Learn. Represent.*, 2015.
- [3] C. Szegedy, W. Liu, Y. Jia, P. Sermanet, S. Reed, D. Anguelov, D. Erhan, V. Vanhoucke, and A. Rabinovich, "Going deeper with convolutions," in *IEEE Conf. Comput. Vis. Pattern Recog.*, 2015, pp. 1–9.
- [4] K. He, X. Zhang, S. Ren, and J. Sun, "Deep residual learning for image recognition," in *IEEE Conf. Comput. Vis. Pattern Recog.*, 2016, pp. 770–778.
- [5] G. Huang, Z. Liu, G. Pleiss, L. Van Der Maaten, and K. Weinberger, "Convolutional networks with dense connectivity," *IEEE Trans. Pattern Anal. Mach. Intell.*, 2019.
- [6] J. Hu, L. Shen, S. Albanie, G. Sun, and E. Wu, "Squeeze-and-excitation networks," *IEEE Trans. Pattern Anal. Mach. Intell.*, vol. 42, no. 8, pp. 2011–2023, 2020.
- [7] M. Tan and Q. Le, "EfficientNet: Rethinking model scaling for convolutional neural networks," in *Int. Conf. Mach. Learn.*, 2019, pp. 6105–6114.
- [8] S. Gao, M.-M. Cheng, K. Zhao, X.-Y. Zhang, M.-H. Yang, and P. H. Torr, "Res2Net: A new multi-scale backbone architecture," *IEEE Trans. Pattern Anal. Mach. Intell.*, vol. 43, no. 2, pp. 652–662, 2021.
- [9] O. Russakovsky, J. Deng, H. Su, J. Krause, S. Satheesh, S. Ma, Z. Huang, A. Karpathy, A. Khosla, M. Bernstein *et al.*, "ImageNet large scale visual recognition challenge," *Int. J. Comput. Vis.*, vol. 115, no. 3, pp. 211–252, 2015.
- [10] T.-Y. Lin, M. Maire, S. Belongie, J. Hays, P. Perona, D. Ramanan, P. Dollár, and C. L. Zitnick, "Microsoft COCO: Common objects in context," in *Eur. Conf. Comput. Vis.*, 2014, pp. 740–755.
- [11] M. Everingham, L. Van Gool, C. K. Williams, J. Winn, and A. Zisserman, "The pascal visual object classes (voc) challenge," *Int. J. Comput. Vis.*, vol. 88, no. 2, pp. 303–338, 2010.
- [12] M. Cordts, M. Omran, S. Ramos, T. Rehfeld, M. Enzweiler, R. Benenson, U. Franke, S. Roth, and B. Schiele, "The cityscapes dataset for semantic urban scene understanding," in *IEEE Conf. Comput. Vis. Pattern Recog.*, 2016, pp. 3213–3223.
- [13] B. Zhou, H. Zhao, X. Puig, S. Fidler, A. Barriuso, and A. Torralba, "Scene parsing through ADE20K dataset," in *IEEE Conf. Comput. Vis. Pattern Recog.*, 2017, pp. 633–641.
- [14] A. Vaswani, N. Shazeer, N. Parmar, J. Uszkoreit, L. Jones, A. N. Gomez, Ł. Kaiser, and I. Polosukhin, "Attention is all you need," in *Adv. Neural Inform. Process. Syst.*, 2017, pp. 6000–6010.
- [15] N. Carion, F. Massa, G. Synnaeve, N. Usunier, A. Kirillov, and S. Zagoruyko, "End-to-end object detection with transformers," in *Eur. Conf. Comput. Vis.*, 2020, pp. 213–229.
- [16] X. Zhu, W. Su, L. Lu, B. Li, X. Wang, and J. Dai, "Deformable DETR: Deformable transformers for end-to-end object detection," *arXiv preprint arXiv:2010.04159*, 2020.
- [17] R. Hu and A. Singh, "Transformer is all you need: Multimodal multitask learning with a unified transformer," *arXiv preprint arXiv:2102.10772*, 2021.
- [18] A. Dosovitskiy, L. Beyer, A. Kolesnikov, D. Weissenborn, X. Zhai, T. Unterthiner, M. Dehghani, M. Minderer, G. Heigold, S. Gelly *et al.*, "An image is worth 16x16 words: Transformers for image recognition at scale," *arXiv preprint arXiv:2010.11929*, 2020.
- [19] B. Heo, S. Yun, D. Han, S. Chun, J. Choe, and S. J. Oh, "Rethinking spatial dimensions of vision transformers," *arXiv preprint arXiv:2103.16302*, 2021.
- [20] Z. Liu, Y. Lin, Y. Cao, H. Hu, Y. Wei, Z. Zhang, S. Lin, and B. Guo, "Swin Transformer: Hierarchical vision transformer using shifted windows," *arXiv preprint arXiv:2103.14030*, 2021.
- [21] W. Wang, E. Xie, X. Li, D.-P. Fan, K. Song, D. Liang, T. Lu, P. Luo, and L. Shao, "Pyramid Vision Transformer: A versatile backbone for dense prediction without convolutions," *arXiv preprint arXiv:2102.12122*, 2021.
- [22] H. Fan, B. Xiong, K. Mangalam, Y. Li, Z. Yan, J. Malik, and C. Feichtenhofer, "Multiscale vision transformers," *arXiv preprint arXiv:2104.11227*, 2021.
- [23] Y. Liu, G. Sun, Y. Qiu, L. Zhang, A. Chhatkuli, and L. Van Gool, "Transformer in convolutional neural networks," *arXiv preprint arXiv:2106.03180*, 2021.
- [24] A. Kirillov, R. Girshick, K. He, and P. Dollár, "Panoptic feature pyramid networks," in *IEEE Conf. Comput. Vis. Pattern Recog.*, 2019, pp. 6399–6408.
- [25] S. Xie, R. Girshick, P. Dollár, Z. Tu, and K. He, "Aggregated residual transformations for deep neural networks," in *IEEE Conf. Comput. Vis. Pattern Recog.*, 2017, pp. 1492–1500.
- [26] K. He, X. Zhang, S. Ren, and J. Sun, "Spatial pyramid pooling in deep convolutional networks for visual recognition," *IEEE Trans. Pattern Anal. Mach. Intell.*, vol. 37, no. 9, pp. 1904–1916, 2015.
- [27] H. Zhao, J. Shi, X. Qi, X. Wang, and J. Jia, "Pyramid scene parsing network," in *IEEE Conf. Comput. Vis. Pattern Recog.*, 2017, pp. 2881–2890.
- [28] D. Park, K. Kim, and S. Young Chun, "Efficient module based single image super resolution for multiple problems," in *IEEE Conf. Comput. Vis. Pattern Recog. Worksh.*, 2018, pp. 882–890.
- [29] J.-R. Chang and Y.-S. Chen, "Pyramid stereo matching network," in *IEEE Conf. Comput. Vis. Pattern Recog.*, 2018, pp. 5410–5418.
- [30] H. Zhang, V. Sindagi, and V. M. Patel, "Image de-raining using a conditional generative adversarial network," *IEEE Trans. Circ. Syst. Video Technol.*, vol. 30, no. 11, pp. 3943–3956, 2019.
- [31] H. Zhang and V. M. Patel, "Densely connected pyramid dehazing network," in *IEEE Conf. Comput. Vis. Pattern Recog.*, 2018, pp. 3194–3203.
- [32] T. Wang, A. Borji, L. Zhang, P. Zhang, and H. Lu, "A stagewise refinement model for detecting salient objects in images," in *Int. Conf. Comput. Vis.*, 2017, pp. 4019–4028.
- [33] A. G. Howard, M. Zhu, B. Chen, D. Kalenichenko, W. Wang, T. Weyand, M. Andreetto, and H. Adam, "MobileNets: Efficient convolutional neural networks for mobile vision applications," *arXiv preprint arXiv:1704.04861*, 2017.
- [34] M. Sandler, A. Howard, M. Zhu, A. Zhmoginov, and L.-C. Chen, "MobileNetV2: Inverted residuals and linear bottlenecks," in *IEEE Conf. Comput. Vis. Pattern Recog.*, 2018, pp. 4510–4520.
- [35] N. Ma, X. Zhang, H.-T. Zheng, and J. Sun, "ShuffleNet v2: Practical guidelines for efficient CNN architecture design," in *Eur. Conf. Comput. Vis.*, 2018, pp. 116–131.
- [36] X. Zhang, X. Zhou, M. Lin, and J. Sun, "ShuffleNet: An extremely efficient convolutional neural network for mobile devices," in *IEEE Conf. Comput. Vis. Pattern Recog.*, 2018, pp. 6848–6856.
- [37] M. Tan, B. Chen, R. Pang, V. Vasudevan, M. Sandler, A. Howard, and Q. V. Le, "MnasNet: Platform-aware neural architecture search for mobile," in *IEEE Conf. Comput. Vis. Pattern Recog.*, 2019, pp. 2820–2828.
- [38] A. Khan, A. Sohail, U. Zahoor, and A. S. Qureshi, "A survey of the recent architectures of deep convolutional neural networks," *Artif. Intell. Review*, vol. 53, no. 8, pp. 5455–5516, 2020.

- [39] W. Liu, Z. Wang, X. Liu, N. Zeng, Y. Liu, and F. E. Alsaadi, "A survey of deep neural network architectures and their applications," *Neurocomputing*, vol. 234, pp. 11–26, 2017.
- [40] H. Wang, Y. Zhu, H. Adam, A. Yuille, and L.-C. Chen, "MaX-DeepLab: End-to-end panoptic segmentation with mask transformers," *arXiv preprint arXiv:2012.00759*, 2020.
- [41] R. Liu, Z. Yuan, T. Liu, and Z. Xiong, "End-to-end lane shape prediction with transformers," in *IEEE Winter Conf. Appl. Comput. Vis.*, 2021, pp. 3694–3702.
- [42] J. Hu, L. Cao, L. Yao, S. Zhang, Y. Wang, K. Li, F. Huang, R. Ji, and L. Shao, "ISTR: End-to-end instance segmentation with transformers," *arXiv preprint arXiv:2105.00637*, 2021.
- [43] H. Touvron, M. Cord, M. Douze, F. Massa, A. Sablayrolles, and H. Jégou, "Training data-efficient image transformers & distillation through attention," *arXiv preprint arXiv:2012.12877*, 2020.
- [44] L. Yuan, Y. Chen, T. Wang, W. Yu, Y. Shi, F. E. Tay, J. Feng, and S. Yan, "Tokens-to-Token ViT: Training vision transformers from scratch on ImageNet," *arXiv preprint arXiv:2101.11986*, 2021.
- [45] Z. Jiang, Q. Hou, L. Yuan, D. Zhou, X. Jin, A. Wang, and J. Feng, "Token labeling: Training a 85.5% top-1 accuracy vision transformer with 56M parameters on ImageNet," *arXiv preprint arXiv:2104.10858*, 2021.
- [46] X. Chu, B. Zhang, Z. Tian, X. Wei, and H. Xia, "Do we really need explicit position encodings for vision transformers?" *arXiv preprint arXiv:2102.10882*, 2021.
- [47] Y. Li, K. Zhang, J. Cao, R. Timofte, and L. Van Gool, "LocalViT: Bringing locality to vision transformers," *arXiv preprint arXiv:2104.05707*, 2021.
- [48] P. Zhang, D. Wang, H. Lu, H. Wang, and X. Ruan, "Amulet: Aggregating multi-level convolutional features for salient object detection," in *Int. Conf. Comput. Vis.*, 2017, pp. 202–211.
- [49] J.-J. Liu, Q. Hou, M.-M. Cheng, J. Feng, and J. Jiang, "A simple pooling-based design for real-time salient object detection," in *IEEE Conf. Comput. Vis. Pattern Recog.*, 2019, pp. 3917–3926.
- [50] Y.-H. Wu, Y. Liu, L. Zhang, W. Gao, and M.-M. Cheng, "Regularized densely-connected pyramid network for salient instance segmentation," *IEEE Trans. Image Process.*, vol. 30, pp. 3897–3907, 2021.
- [51] J. L. Ba, J. R. Kiros, and G. E. Hinton, "Layer normalization," *arXiv preprint arXiv:1607.06450*, 2016.
- [52] Y. Dong, J.-B. Cordonnier, and A. Loukas, "Attention is not all you need: Pure attention loses rank doubly exponentially with depth," *arXiv preprint arXiv:2103.03404*, 2021.
- [53] A. Howard, M. Sandler, G. Chu, L.-C. Chen, B. Chen, M. Tan, W. Wang, Y. Zhu, R. Pang, V. Vasudevan *et al.*, "Searching for mobilenetv3," in *Int. Conf. Comput. Vis.*, 2019, pp. 1314–1324.
- [54] D. Hendrycks and K. Gimpel, "Gaussian error linear units (gelus)," *arXiv preprint arXiv:1606.08415*, 2016.
- [55] X. Glorot and Y. Bengio, "Understanding the difficulty of training deep feedforward neural networks," in *Int. Conf. Artif. Intell. Stat.*, 2010, pp. 249–256.
- [56] I. Loshchilov and F. Hutter, "Decoupled weight decay regularization," in *Int. Conf. Learn. Represent.*, 2017.
- [57] M. Contributors, "MMSegmentation: Openmmlab semantic segmentation toolbox and benchmark," <https://github.com/open-mmlab/mmdetection>, 2020.
- [58] T.-Y. Lin, P. Goyal, R. Girshick, K. He, and P. Dollár, "Focal loss for dense object detection," in *Int. Conf. Comput. Vis.*, 2017, pp. 2980–2988.
- [59] K. Chen, J. Wang, J. Pang, Y. Cao, Y. Xiong, X. Li, S. Sun, W. Feng, Z. Liu, J. Xu *et al.*, "MMDetection: Open MMLab detection toolbox and benchmark," *arXiv preprint arXiv:1906.07155*, 2019.
- [60] S. Ren, K. He, R. Girshick, and J. Sun, "Faster R-CNN: Towards real-time object detection with region proposal networks," *IEEE Trans. Pattern Anal. Mach. Intell.*, vol. 39, no. 6, pp. 1137–1149, 2017.
- [61] T.-Y. Lin, P. Dollár, R. Girshick, K. He, B. Hariharan, and S. Belongie, "Feature pyramid networks for object detection," in *IEEE Conf. Comput. Vis. Pattern Recog.*, 2017, pp. 2117–2125.
- [62] K. He, G. Gkioxari, P. Dollár, and R. Girshick, "Mask r-cnn," *IEEE Trans. Pattern Anal. Mach. Intell.*, vol. 42, no. 2, pp. 386–397, 2020.
- [63] L. Wang, H. Lu, Y. Wang, M. Feng, D. Wang, B. Yin, and X. Ruan, "Learning to detect salient objects with image-level supervision," in *IEEE Conf. Comput. Vis. Pattern Recog.*, 2017, pp. 136–145.
- [64] C. Yang, L. Zhang, H. Lu, X. Ruan, and M.-H. Yang, "Saliency detection via graph-based manifold ranking," in *IEEE Conf. Comput. Vis. Pattern Recog.*, 2013, pp. 3166–3173.
- [65] Y. Li, X. Hou, C. Koch, J. M. Rehg, and A. L. Yuille, "The secrets of salient object segmentation," in *IEEE Conf. Comput. Vis. Pattern Recog.*, 2014, pp. 280–287.
- [66] O. Ronneberger, P. Fischer, and T. Brox, "U-Net: Convolutional networks for biomedical image segmentation," in *Med. Image. Comput. Assist. Interv.* Springer, 2015, pp. 234–241.
- [67] Y.-H. Wu, Y. Liu, L. Zhang, and M.-M. Cheng, "EDN: Salient object detection via extremely-downsampled network," *arXiv preprint arXiv:2012.13093*, 2020.
- [68] Y. Liu, M.-M. Cheng, X.-Y. Zhang, G.-Y. Nie, and M. Wang, "DNA: Deeply supervised nonlinear aggregation for salient object detection," *IEEE Trans. Cybernetics*, 2021.
- [69] Y. Liu, Y.-C. Gu, X.-Y. Zhang, W. Wang, and M.-M. Cheng, "Lightweight salient object detection via hierarchical visual perception learning," *IEEE Trans. Cybernetics*, 2020.
- [70] Y. Liu, X.-Y. Zhang, J.-W. Bian, L. Zhang, and M.-M. Cheng, "SAM-Net: Stereoscopically attentive multi-scale network for lightweight salient object detection," *IEEE Trans. Image Process.*, vol. 30, pp. 3804–3814, 2021.
- [71] D. P. Kingma and J. Ba, "Adam: A method for stochastic optimization," in *Int. Conf. Learn. Represent.*, 2015.
- [72] F. Milletari, N. Navab, and S.-A. Ahmadi, "V-Net: Fully convolutional neural networks for volumetric medical image segmentation," in *Int. Conf. 3D Vis.*, 2016, pp. 565–571.