

A Review of the Vision-based Approaches for Dietary Assessment

Ghalib Tahir, Chu Kiong Loo

^a*Department of Artificial Intelligence, Faculty of Computer Science and Information Technology, University of Malaya, 50603 Kuala Lumpur, Malaysia*

Abstract

Dietary-related problems such as obesity are a growing concern in today's modern world. If the current trend continues, it is most likely that the quality of life, in general, is significantly affected since obesity is associated with other chronic diseases such as hypertension, irregular blood sugar levels, and increased risk of heart attacks. The primary cause of these problems is poor lifestyle choices and unhealthy dietary habits, with emphasis on a select few food groups such as sugars, fats, and carbohydrates. In this regard, computer-based food recognition offers automatic visual-based methods to assess dietary intake and help people make healthier choices. Thus, the following paper presents a brief review of visual-based methods for food recognition, including their accuracy, performance, and the use of popular food databases to evaluate existing models. The work further aims to highlight future challenges in this area. New high-quality studies for developing standard benchmarks and using continual learning methods for food recognition are recommended.

Keywords: Food recognition, Feature Extraction, Automatic-diet monitoring, Image Analysis, Interactive segmentation, Food Datasets

1. Introduction

Despite recent advancements in the field of medicine, the number of people getting affected by chronic diseases is still significantly large. This rate is primarily due to their unhealthy lifestyles and irregular eating patterns. Some of the more notable chronic diseases include obesity, hyper-

tension, blood sugar, cardiovascular diseases, and different kinds of cancers. Out of these, obesity and weight issues are becoming increasingly common around the globe. It affects almost every part of the world, from middle to low-income countries. It is estimated that in 2016, 1.9 billion adults 18 years and older were overweight while 650 million were obese. With time, children are also becoming affected by obesity at an alarming rate. According to World Health Organization (WHO),

*Corresponding author.

Email addresses: ghalib@siswa.um.edu.my
(Ghalib Tahir), ckloo.um@um.edu.my (Chu Kiong Loo)

over 340 million children and adolescents aged between 5 and 19 years were overweight or obese. [1].

The prevalence of the aforementioned diseases poses a serious concern. However, determining the effective remedial measures depends on different factors, ranging from a person's genetics to lifestyle choices which need to be adjusted according to the cause and severity of the problem. To cope with chronic weight problems, people usually keep notes to track their dietary intake. In turn, dieticians require these records to estimate a patient's nutrient consumption. A large number of dietary mobile applications have been developed to automate this entire process in a way that involves minimal human intervention. However, most of these applications involve manual logging of food items which is a tedious task for conventional users and negatively impacts the retention rate.

In recent years, advancements in smartphone applications have allowed researchers to develop food recognition models that directly classify food categories from smartphone camera pictures. The research trends also include food ingredient recognition due to enhanced nutritional awareness among people. Such methods require multi-label learning methods as they can assign more than one label to each food image.

However, automatic food recognition using a smartphone camera in the real world is consid-

ered a multi-dimensional problem. Unlike other image classification problems, food recognition is a complex task that involves several challenges. There is no spatial layout information that it can exploits like, in the case of the human body, there is a spatial relationship between body parts. The head is always present over the trunk of the human body [2–4] and feet towards the lower end. Similarly, the non-rigid structure of the food and intra-source variations make it even more complicated to classify food items correctly; as preparation methods and cooking, styles vary from region to region. Moreover, inter-class ambiguity is also a source of potential recognition problems as different food items may look very similar (e.g. soups). Moreover, some of the ingredients are concealed from view that can limit the performance of food ingredient classification models.

In addition to this, image quality from the smartphone camera is dependent on different types of cameras, lighting conditions, and orientations. As a result, the poor performance of food recognition models is highly susceptible to image distortions.

Despite these challenges, many food images possess distinctive properties to distinguish one food type from another. Firstly, the visual representations of food images are of fundamental importance as it significantly impacts classification performance. Therefore, many food recognition methods employ handcrafted features such

as shape, color, texture, local. Recent techniques are using deep visual features for image representation. Some of these methods implement a combination of handcrafted and deep visual features for image feature representation. Secondly, for enhanced classification performance and reduced computational complexity, an appropriate selection of attributes is essential for removing redundant features from feature vectors. Finally, wisely selecting classification techniques is crucial to address food recognition challenges effectively. Food recognition is a three-step process as depicted in Figure 1, feature extraction, feature selection, and classification. Figure 2 shows the system flow of the food recognition.

The following research paper aims to scrutinize state-of-the-art vision-based approaches developed for food recognition and classification. It also provides a deep insight into food ingredient classification through multi-label learning along with existing mobile applications that are using these approaches. Section II examines existing datasets. Section III explores proposed methods for food image representation including, handcrafted and deep visual features. Section IV investigates food category classification techniques followed by a brief survey of food ingredient classification methods in Section V. Finally, section VI provides brief information about mobile applications developed for food recognition.



Figure 1: Basic pipeline of food recognition

2. Research Questions

The primary aim of this review is to explore following research questions:

RQ1 Which datasets are being widely used by researchers for food recognition purposes?

To provide information about food categories, number of images and classes along with their origin of existing food datasets.

RQ2 What are handcrafted and current deep visual feature extraction methods are being used for food image representation?

To provide information about proposed models that employ visual handcrafted and deep models for feature extraction, along with details of datasets used by them for food image representation.

RQ3 Which traditional machine learning and state-of-the-art deep visual classification techniques are being used for food image recognition purposes?

To provide information about classification technique and their accuracies of proposed systems for food recognition using

traditional machine learning and deep visual models. To determine which methods provide better classification performance in terms of food image recognition.

RQ4 What are the proposed models developed for food ingredient classification through multi-label learning technique?

To provide information about methods that implement multi-label learning for food ingredient classification, along with details about the dataset used by them and their classification scores for better comparison.

RQ5 What are the existing mobile applications developed for food recognition?

To provide information about classification methods and feature extraction methods used by current mobile applications developed for food recognition.

3. Datasets Used for Food Recognition

Performance of feature extraction and classification techniques is highly dependent on the detail-oriented collection of images, which, in our case, happen to be food images. As consolidated large food image datasets, for example, UECFOOD-100, Food-101, UECFOOD-256, UNCIT-FD1200, UNCIT-FD889 are eventually used as benchmarks to collate recognition performance of existing approaches with new classifiers.

Such datasets can be distinctive in terms of characteristics, such as the total number of images in a particular dataset, cuisine type, and included food categories. Table 1 summarizes the characteristics of food datasets surveyed in this research endeavor.

For instance, UECFOOD-100 contains 100 different sorts of food categories, and each food category has a bounding box that indicates the location of the food item in the photograph. Food categories in this dataset mainly belong to popular foods in Japan [75]. Similarly, UECFOOD-256 is another variant of UECFOOD-100. However, it differs in terms of the number of images as it contains 256 food images of different kinds [75]. Food-101 contains 101000 real-world images that are classified into 101 food categories. It includes diverse yet visually and semantically similar food classes [26]. Similarly, the PFID food dataset is composed of 1098 food images from 61 different categories. The PFID collection currently has three instances of 101 fast foods [99]. UNCIT-FD1200 is composed of 4754 food images of 1200 types of dishes captured from actual meals. Each food plate is acquired multiple times, and the overall dataset presents both geometric and photometric variability. Similarly, UNICT-FD 889 dataset has 3583 images [86] of 889 different real food plates captured using mobile devices in uncontrolled scenarios (e.g., different backgrounds and light environmental conditions). Moreover,

they capture each dish image in UNICT-FD899 multiple times to ensure geometric and photometric variability (rotation, scale, point of view changes) [97].

Several datasets mainly consist of various food images collected through various sources such as web crawlers, social media platforms like Instagram, Flickr, and Facebook. Also, most of these datasets contain images of foods that are specific to certain regions, such as Vireo-Food 172 [32] and ChineseFoodNet [34]. Both datasets contain Chinese dishes. Similarly, Food-50 [16], Food-85 [16], Food log [103], UECFOOD-100 [75] and UECFOOD-256 [26] contains Japanese food items. Turkish foods-15 [89] is limited to Turkish food items only. Also, the Pakistani Food Dataset [58] accommodates Pakistani dishes, and the Indian Food Database incorporates Indian cuisines. In addition to this, few datasets only include fruits and vegetables like VegFru [80], Fruits 360 Dataset [79], and FruitVeg-81 [67]. Furthermore, Table 1 provides brief description about food image datasets. Figure 3 shows the sample images from the food datasets.

Therefore, it is evident from the survey that there is an immense need for broad and generic food datasets for better food recognition and enhanced performance. This necessity is because region-specific food items or datasets with fewer food categories can undermine the accuracy and performance of classification and extraction meth-

ods.

4. Representation of Food Images

Feature extraction plays a vital role in automated food recognition applications due to its noticeable impact on the recognition efficiency of an employed system. Feature extractors methods extract different food image representations. The process of feature extraction involves the identification of visual characteristics like color, shape, and texture. Furthermore, feature extraction techniques are applied to get a relevant set of features required for recognition and classification. The reason is that the main objective of feature extraction is to acquire most functional information from original data (food images in our case) and representing it in reduced dimensionality space [5]. Thus, transforming the input image into a set of features is known as feature extraction.

Moreover, selecting the right set of features ensures that relevant information is extracted from input images to perform the desired task. The feature extraction techniques are categorized into two main types: Hand-crafted and Deep visual features. The term ‘handcrafted’ refers to the identification of relevant feature vectors of appropriate objects. In the scenario of food image recognition, food types vary in terms of shape, color, and texture. Therefore extracted features must relate to these aspects. In contrast to

Table 1: Food Image Datasets

Authors	Dataset	Food Category	Total # images/ Class	Image Source	Year	Citations	Ref.
Chen et al.	PFID	Fast Food Dataset	1038(61)	Fast Food data captured in multiple restaurants	2009	214	[99]
Mariappan et al.	TADA	Artificial And Generic Food	256(11)	Controlled Environment	2009	58	[74]
Joutou and Yanai et al.	Food-50	Japanese Food	5000(50)	Crawled From Web	2010	169	[16]
Hoashi et al.	Food-85	Japanese Food	8500(85)	Acquired From Food databases	2010	90	[16]
Miyazaki et al.	Foodlog	Japanese Food	6512(2000)	Captured by Users	2011	54	[76]
Matsuda et al.	UECFOOD-100	Japanese Food	14,361(100)	Captured by Mobile Camera	2012	229	[75]
Chen et al.	ChineseFoodNet	Chinese dishes.	192,000(208)	Gathered from web	2012	108	[34]
M.-Y. Chen et al.	Chen	Chinese Food	5000/50	Photos were taken manually or crawled from the Internet	2012	126	[98]
Bossard et al.	Food-101	American Fast Food	101000(101)	Crawled From Web	2014	490	[36]
L. Bossard and et al.	ETHZ Food-101	American Fast Food	100,000(101)	Crawled From Web	2014	664	[83]
Kawano et al.	UECFOOD-256	Japanese Food	25,088(256)	Captured By Mobie Cameera	2014	132	[26]
G. M. Farinella et al.	UNCIT-FD889	Italian	3583(899)	Acquired with a smartphone	2014	66	[97]
Meyers et al.	FOOD201-Segmented	American Fast Food	12625	Manually Annotated Existing Dataset	2015	240	[65]
Xin Wang et al.	UPMC Food-101	Generic	100,000(101)	Crawled From Web	2015	111	[82]
Cioccoa et al	UNIMB 2015	Generic	2000(15)	Using a Samsung Galaxy S3 smartphone	2015	32	[84]
Xu et al.	Dishes	Restaurant food datasets	117,504(3,832)	Download from dianping	2015	55	[77]
Beijbom et al.	Menu-Match	Restaurant datasets of Italian, Asian etc.	646(41)	Captured From social media	2015	89	[35]
Feng Zhou and Yuanqing Lin	Food-975	Chinese Food	37,785(975)	Collected from restaurants	2016	95	[90]
J. chen et al.	Vireo-Food 172	Chinese Food	110,241(172)	Downloaded from WEB	2016	147	[32]
Cioccoa et al.	UNIMB 2016	Italian Foods	1,027(73)	Captured From Dinning Tables	2016	92	[85]
Hui Wu et al.	Food500	Generic	148,408 (508)	Crawled candidate images from various search engines	2016	33	[91]
Singla et al.	Food-11	Generic Food Dataset	16643(11)	Collected From Other Food Datasets	2016	87	[78].
Farinella et al.	UNCIT-FD1200	Generic	4754(1200)	Acquired using smartphone	2016	72	[86]
Jaclyn Rich et al.	Instagram 800k	Generic	808,964(43)	Social Media	2016	25	[92]
Yanchao Liang and Jianhua Li	ECUSTFD	Generic	2978(19)	Acquired using smartphone	2017	164	[93]
Güngör et al.	Turkish-Foods-15	Turkish Dishes	7500/15	Collected From Other datasets	2017	1	[89]
Pandey et al.	Indian Food Database	Indian Foods	5000(50)	Downloaded From WEB	2017	26	[42]
Termritthikun et al.	THFood-50	Thai Foods	700/50	Downloaded From Web	2017	9	[47]
Ciocca et al.	FOOD524DB	Generic	247,636(524)	Merge from existing food database	2017	29	[87]
Hou et al.	VegFru	Fruit and Vegetable Images	160,731(292)	Collected From Search Engine	2017	26	[80]
Waltner et al.	FruitVeg-81	Fruit and Vegetable Images	15,630(81)	Collected usingmobile phone	2017	9	[67]
Muresan et al.	Fruits 360 Dataset	Fruit Dataset	71,125(103)	Camera	2018	80	[79]
Qing Yu et al.	FLD-469	Japanese Food	209,700(469)	SmartPhone Camera	2018	9	[88]
Kaur et al.	FoodX-251	Generic	158,000(251)	Collected from web	2019	3	[81]
Ghalib et al.	Pakistani Food Dataset	Pakistani Dishes	4928(100)	Crawled From Web	2020	1	[58]
Narayanan et al.	AI-Crowd Food Dataset		25389				[96]
Bolaños M. and Radeva P.	EgocentricFood	Generic	5038(9)	Taken by a wearable egocentric vision camera	2016	75	[94]
E. Aguilar et al.	MAFood-121	Spain	21,175	Google Search Engine	2019	14	[95]

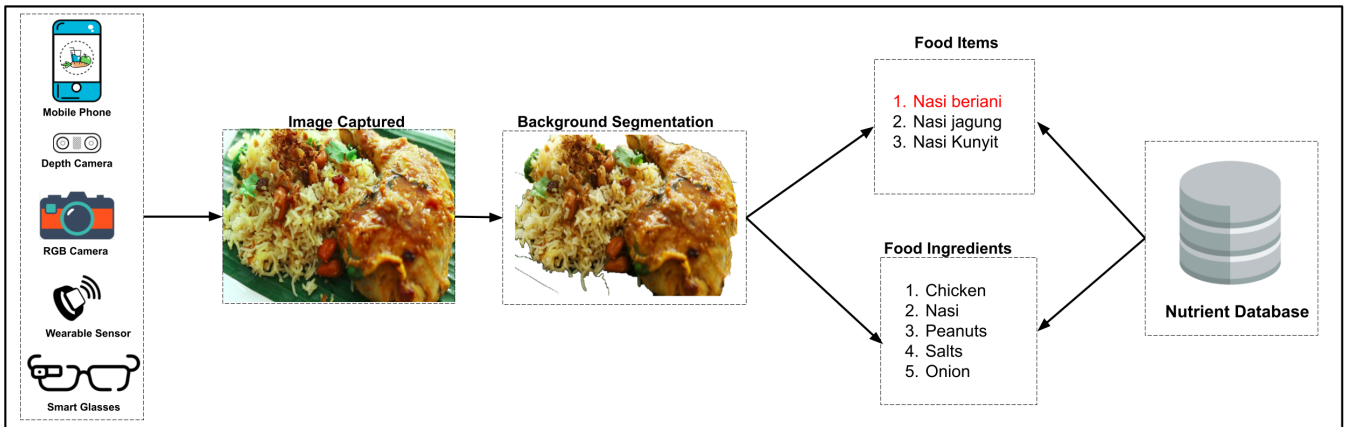


Figure 2: System Flow




Figure 3: Sample images from few food datasets

that, the deep model provides state-of-the-art performance due to automatic feature extraction through series of connected layers. For this reason, recent studies have adopted combinations of both hand-crafted and deep visual features for food image representation.

4.1. Handcrafted Features

Existing literature exhibits a large number of methods to employ manually designed or hand-crafted features. Handcrafted features are properties obtained through algorithms using help from information available in the image. Figure 4 categorizes the handcrafted feature extraction methods. In the scenario of food image recognition, there is a variation among different food types in terms of texture, shape, and color.

The term ‘texture’ refers to homogenous visual patterns that do not result from single colors such as sky and water [7]. Texture features usually consist of regularity, coarseness, and frequency. Texture-based characteristics are classified into two classes, namely statistical model and transform-based. Similarly, shape features attempt to quantify shape in ways that agree with human intuition or aid in perception based on relative proximity to well-known shapes. Based on the analysis, these shapes can either be declared perceptually similar to human perception or different. Also, extracted features should remain consistent concerning rotation, location, and scaling (changing the size of the object) of an image. Unlike shape and texture features, the color

features are prevalent for image retrieval and image classification because of their invariant property concerning image translation, scaling, and rotation. The key items of the color features extraction process are color quantization and color space. Therefore, the resulting histogram is only discriminative, when we project the input image to the appropriate color space. Different methods like; HSV, CIELab, RGB, normalized RGB, opponent color spaces, color k-means clustering, a bag of color features, color patches, and color-based kernel are widely employed for food classification. Although, the color features from the food images distinguish between different food items. However, due to intra-class similarity, these features alone are not enough to accurately classify food images. For this reason, most of the researchers have used color features in combination with other feature extraction methods.

Hoashi et al. [16] employed Bag of features, color histogram, Gabor features, and gradient histogram with multiple Kernel learning for automatic food recognition of 85 different food categories. Similarly, Yang et al., [17] deal with pairwise statistics between local features for food recognition purposes using the PFID dataset. For real-time food image recognition Kawano and Yanai et al., 2014 [26] utilized handcrafted features like color, HOG, and fisher vector. Moreover, the Cloud-based food recognition method proposed by Pouladzadeh et al., 2015 [27] involves

features like color, texture, size, shape, and Gabor filter. They evaluated their framework on single food portions consisting of fruit and a single item of food. Furthermore, mobile food recognition systems proposed by Kawano and Yanai, 2013 [21], and Oliveira et al. 2014 [31] also used handcrafted features like color and texture. Table 2 summarizes the details of proposed methods that employ handcrafted features for food recognition.

However, identification of food involves challenges due to varying recipes, and presentation styles are used to prepare food all around the globe resulting in different feature-sets[15]. For instance, the shape and texture of a salad containing vegetables differ from the shape and texture of a salad containing fruits. For this reason, we should optimize the feature extraction process by extracting relevant visual information from food images. Such data is present in general information descriptors, which are a collection of visual descriptors that provide information about primary features like shape, color, texture, and so forth. Some important descriptors used in existing studies include Gabor Filter, Local Binary Patterns (LBP), Scale-invariant Feature Transform (SIFT), and color information to extract features of a food image [19]. These descriptors can be applied individually or in combination with other descriptors for enhanced accuracy.

Nonetheless, feature selection remains a complex task for food types that involve mixed and prepared foods. Such food items are difficult to identify and are not easily separable due to the proximity of ingredients in terms of color and texture features. Contrastingly, the evolution of deep learning methods has remarkably reduced the use of hand-crafted features. It is due to their superior performance for both food categorization and ingredient detection tasks. However, hand-crafted methods for feature extraction may still serve as the foundation for automated food recognition systems in the future.

4.2. Deep Visual Features

Recently, deep learning techniques have gained immense attention due to their superior performance for image recognition and classification. The deep learning approach is a sub-type of machine learning, and it trains more constructive neural networks. The vital operation of deep learning approaches includes automatic feature extraction through the sequence of connected layers leading up to a fully connected layer, which is eventually responsible for classification. Moreover, in contrast to conventional methods, deep learning techniques show outstanding performance while processing large datasets and have excellent classification potential [6][7].

Deep learning methods like convolutional neural networks (CNN) [8], Deep Convolutional Neural Networks (DCNN) [37], Inception-v3 [9] and

Ensemble net are implemented by existing food recognition methods for feature extraction. Convolutional Neural network is one of the widely used deep learning techniques in the area of computer vision due to its impressive learning ability regarding visual data and achieves higher accuracy in contrast to other conventional techniques [10]. Recently, the DCNN technique gained popularity owing to its large-scale object recognition ability. As, it incorporates all major object recognition procedures like feature extraction, coding, and learning. Therefore, DCNN is an adaptive approach for estimating adequate feature representation for datasets [11]. Similarly, Inception-v3 is also a new deep convolutional neural network technique introduced by Google. It is composed of small inception modules which are capable of producing very deep networks. As a result, this model has proved to have higher accuracy, decreased number of parameters, and computational cost in contrast to other existing models. Likewise, Ensemble Net is a deep CNN-based architecture and is a suitable method for extracting features. This is due to the outstanding performance of CNN feature descriptors as compare to handcrafted features.

Several studies have scrutinized the asymmetric multi-task convolutional neural network, spatial pyramid convolutional neural network [12] and multi-scale multi-view deep network [13] for their datasets. They were successful in achiev-

Table 2: Handcrafted Features

Reference	Visual Features	Dataset	Recognition type
Hoashi et al., 2010 [16]	Bag-of-features(BOF), Color histogram, Gabor features, and gradient histogram with Multiple Kernel learning.	Used for recognition of 85 food categories	Automatic food recognition
Yang et al., 2010 [17]	Deals with pair wise statistics between local features	Pittsburgh Food Image Dataset (PFID)	Food recognition
kong and Tan, 2011 [18]	SIFT, Guassian Region detector	Pittsburgh Food Image Dataset (PFID) and dataset consisting of food images collected from local restaurants.	Regular shaped foods recognition
Bosh et al. 2011 [19]	Global feature classes: texture and color Local features: local entropy color, local color, Garbor filter, SIFT, Haar, Daisy descriptor, Steerable filters and Tamura perceptual filter	Database consisting of food images collected under controlled conditions, from nutritional studies conducted at Prudue University [29]	Food recognition and quantification
Zhang et al., 2011 [30]	Color, SIFT, Shape, RGB histograms	Dataset came from online sources, which includes three types of cuisines, two dishes per cuisines were represented by 76 images	Classification of Cuisines
Matsuda et al., 2012 [20]	Gabor texture features, Histogram of Oriented Gradient (HoG), Bag-of-features of SIFT and CSFIT with Spatial pyramid.	Food image dataset containing 100 different food categories.	Multiple food images recognition
Kawano and Yanai, 2013 [21]	Bag-of-features and Color histogram, HOG patch descriptor and color patch descriptor.	-	Mobile food recognition
Anthimopoulos et al. 2014 [22]	Bag-of-features, SIFT and HSV color space	Visual dataset consisting of 5000 food images organized into 11 different classes	Food recognition system for diabetic patients
Tammachat and Pantuwong, 2014 [23]	Bag-of-features (BoF) , Texture and Color	Database consisting of 40 types of Thai food consisting of 100 images of each food type.	Food image recognition
Pouladzadeh et al., 2014 [24]	Graph cut, Color and Texture	Dataset consisting of 15 different categories of fruits and food.	Food image recognition for calorie estimation
He et al., 2014 [25]	Color, Texture, DCD, SCD, SIFT, MDSIFT, EFD and GFD	Food image dataset containing 1453 images	Food image analysis
Kawano and Yanai, 2014 [26]	Color, HOG and Fisher Vector	UECFOOD-256 food image dataset	Real-time food image recognition
Oliveira et al., 2014 [31]	Color, Texture	Images were gathered using mobile's camera	Mobile Food Recognition
Pouladzadeh et al., 2015 [27]	Color, Texture, Size, Shape, Gabor filter	System was tested on single food portions consisting of fruits and single piece of food. 100 images were chosen for training and 100 for testing purposes.	Cloud-based food recognition.
Farinella et al., 2016 [28]	SIFT, Bag of Textons, PRICoLBP	UNICT-FD1200 dataset.	Food image recognition

ing state-of-art performance. However, none of these methods explored the quality of images. Also, these methods are incapable of learning new knowledge progressively. They are also limited to the detection of food categories or ingredients in a particular food dish.

Jing et al. [32] proposed ARCH-D architecture for multi-class multilabel food recognition. However, their method is unadaptable to the domain changes during online learning. Similarly, SPC [56] is a personalized framework for food recognition but fails to recognize food ingredients, noisy images from the user, and it is unable to learn from the unlabeled dataset. Furthermore, [14] has extensively evaluated the deep learning model for food/non-food recognition. However, their work did not explore ingredient detection and lacks explainability.

Researchers have also explored the combination of handcrafted and deep features for food recognition and classification purposes. It is considered a complex technique as it uses a large number of features. Ghalib et al. [58] proposed ARCIKELM for open-ended learning. They have employed InceptionResnetV2 due to their superior performance over other deep feature extraction methods such as ResNet-50 and DenseNet201. Table 3 further provides a brief description of deep visual features.

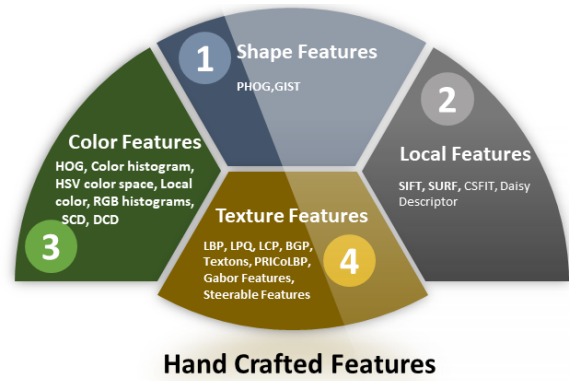


Figure 4: Handcrafted Feature Extraction Methods

5. Food Category Classification

The primary requirement of any food recognition system is accurate identification and recognition of food components in the meal. Therefore, robust and precise food classification methods are crucial for several health-related applications like automated dietary assessment, calorie estimation, and food journals. Image classification refers to a machine learning technique that associates a set of unspecified objects with a subset (class), learned by the classifier during the training phase. In the scenario of food image classification, food images are used as input data to train the classifier. Hence, an ideal classifier must recognize any food category explicitly included during the learning phase. The accuracy of a classifier mainly depends on the quantity and quality of images, as there are several variations in food images such as rotation, distortion, lightning distribution, and so forth. In this section, we discussed classification techniques used by traditional approaches which

Table 3: Deep Visual Features

Reference	Features	Dataset	Recognition type
Kawano and Yanai, 2014 [45]	Fisher Vector and DCNN	UECFOOD-100 and 100-class food Dataset	Food Image Recognition
Yanai and Kawano, 2015 [37]	DCNN	UECFOOD-100 and UECFOOD- 256	Food Image recognition
Christodoulidis et al., 2015 [43]	CNN	Manually annotated dataset with 573 food items	Food Recognition
Pouladzadeh et al., 2016 [44]	Graphcut and DCNN	Database consisting of 10000 high res images	Food Recognition for Calorie Measurement
Hassannejad et al., 2016 [40]	Inception	Food-101, UECFOOD-100 and UECFOOD-256	Food Image Recognition
Liu et al., 2016 [41]	DCNN	Food-101, UECFOOD-256	Mobile Food Image Recognition
Liu et al., 2016 [?]	Inception	UECFOOD-256, Food -101	Food Recognition
Chen and Ngo, 2016 [32]	Arch-D	Chinese Food	Ingredient recognition and food categorization
Ciocca et al., 2017 [46]	VGG	UNIMIB 2016	Food recognition
Termritthikun et al., 2017 [47]	NU-InNet	THFOOD-50	Food Recognition
Pandey et al., 2017[42]	AlexNet, GoogLeNet and ResNet	ETH Food-101 and Indian Food Image Database	Food Recognition
Liu et al., 2018 [39]	GoogLeNet	UECFOOD-100,UECFOOD-256 and Food-101	Food Recognition for dietary assessment
McAllister et al. 2018 [48]	ResNet-152, GoogLeNet	Food 5k, Food-11,RawFoot-DB and Food-101	Food Recognition
Martinel et al. 2018 [49]	WiSeR	UECFOOD-100, UECFOOD-256 and Food-101	Food Recognition
E. Aguilar et al., 2018 [51]	AlexNet	UNIMIB2016	Automatic food tray analysis
S. Horiguchi et al., 2018 [56]	GoogLeNet	Built their own food dataset FoodLog	Food image Recognition
Gianluigi Ciocca et al., 2018 [61]	ResNet50	Food 475	Food image recognition and classification
B. Mandal et al., 2019 [57]	SSGAN	ETH Food-101 and Indian Food Dataset	Food Recognition of Partially Labeled Data
G.Ciocca et al.,2020 [50]	GoogLeNet, Inception-v3, MobileNet-V2 and ResNet-50	Own dataset containing 20 different food categories of fruit and vegetables.	Food category recognition, Food state recognition
L. Jiang et al., 2020 [52]	VGGNet	UECFOOD-100, UECFOOD-256 and introduced new dataset based on FOOD-101.	Food Recognition and Dietary Assesment
C. Liu et al.,2020 [53]	VGGNet, ResNet	Vireo-Food 172	Food Ingredient Recognition
H. Liang et al., 2020 [54]		ChineseFoodNet and Vireo-Food 172	Chinese Food Recognition
H. Zhao et al., 2020 [55]	VGGNet, ResNet and DenseNet	UECFOOD-256 and Food-101	Mobile Food Recognition
G. A. Tahir and C. K. Loo 2020 [58]	ResNet-50, DenseNet201 and InceptionResNet-V2	Pakistani Food Dataset, UECFOOD-100, UECFOOD-256, FOOD-101 and PFID	Food Recognition
C. S. Won, 2020 [59]	ResNet50	UECFOOD-256, Food-101 and Vireo-Food 172	Fine grained Food image Recognition
Zhidong Shen et al., 2020 [60]	Inception-v3, Inception-v4	Dataset was created including hundreds and thousands of images of several food categories	Food Recognition and Nutrition Estimation

use handcrafted features. Following that, we analyzed state-of-the-art deep learning models for food recognition.

5.1. Traditional Machine Learning Methods

Major classifiers used by several traditional approaches in the domain of food image recognition include Support Vector Machines (SVM)[16], Multiple Kernel Learning (MKL) [16] and K-Nearest Neighbor (KNN)[32]. It is due to their outstanding performance as compared to other classification methods.

Food recognition method proposed by [33] employs color, SIFT, and texture features to train KNN classifier. In contrast to SVM, KNN achieved higher classification accuracy i.e. 70% whereas the accuracy of the SVM classifier was only 57%. Similarly, Anthimopoulos et al.,[22] applied the Bag-of-features model using SIFT features. They also trained SVM linear image classifier to recognize 11 different food classes and acquired a classification accuracy of 78

Chen et al.[34], employed a multi-class SVM classifier for the identification of 50 different classes of Chinese food. It includes 100 food images in each category. However, obtained classification accuracy was 62.7% only. They further implemented a multi-class Adaboost algorithm and enhanced their classification accuracy up to 68.3%. Furthermore, Bejibom et al., [35] used LBP, color, SIFT, MR8, and HOG features to train an SVM image classifier. They eval-

uated their work on two different datasets and achieved a classification accuracy of 77.4% on the dataset presented by [34], whereas classification accuracy was 51.2% when applied to the menu-matched dataset. Table 4 summarizes classifiers implemented by traditional classification methods along with their achieved classification accuracies.

5.2. Deep Learning Models

Deep learning approaches have gained significant attention in the field of food recognition. It is due to their exceptional classification performance in comparison to traditional approaches [56] [57]. Convolutional Neural Network (CNN), Deep Convolutional Neural Network (DCNN), Ensemble Net, and Inception-v3 are some of the most prominent techniques used by existing methods for food image recognition purposes.

Yanai and Kawano [45] employed a deep convolutional neural network (DCNN) on three food datasets: Food-101, UECFOOD-256, and UECFOOD-100. They explored the effectiveness of pre-training and fine-tuning a DCNN model using 100 images from each food category obtained from each dataset. During evaluation, classification accuracy achieved was 78.77% for UECFOOD-100, 67.57% for UECFOOD-256 and 70.4% for Food-101. Similarly, the study presented by [40] implemented Inception-v3 deep network established by Google [9] on the same datasets i.e. Food-101, UEC FOOD-100, and

Table 4: Traditional Machine Learning Methods For Food Category Classification

Reference	Classification Technique	Classification accuracy	
		Top 1	Top 5
Hoashi et al., 2010 [16]	Multiple Kernel Learning (MKL)	Own Food Dataset = 62.5%	N/A
Yang et al., 2010 [17]	Support Vector Machine (SVM)	PFID = 78.0%	N/A
kong and Tan, 2011 [18]	Multi-class SVM	PFID = 84%	N/A
Bosh et al. 2011 [19]	Support Vector Machine (SVM)	Dataset collected =86.1% using nutritional studies Conducted at Prudue University	N/A
Zhang et al., 2011 [30]	SVM regression with RBF kernel	Own Food Dataset= 82.9%	N/A
Matsuda et al., 2012 [20]	Multiple Kernel Learning (MKL) and Support Vector Machine (SVM)	Own food Dataset = 55.8%	N/A
Kawano and Yanai, 2013 [21]	Linear SVM and fast tookernel	N/A	81.6%
Anthimopoulos et al. 2014 [22]	Linear SVM	Own Food Dataset = 78.0%	N/A
Tammachat and Pantuwong, 2014 [23]	Support Vector Machine (SVM)	Own Food Dataset =70.0%	N/A
Pouladzadeh et al., 2014 [24]	Support Vector Machine (SVM)	Own Food Dataset = 95%	N/A
He et al., 2014 [25]	K- nearest Neighbors and Vocabulary Trees	Own Food Dataset= 64.5%	N/A
Kawano and Yanai, 2014 [26]	One-vs-rest	UECFOOD-256 = 50.1%	UECFOOD-256 = 74.4%
Oliveira et al. 2014 [31]	Support Vector Machine (SVM)	Own Food Dataset Top 3 classification achieved between 84 and 100 %	N/A
Pouladzadeh et al., 2015 [27]	Cloud-based Support Vector Machine	Own Food Dataset = 94.5%	N/A
Farinella et al., 2016 [28]	Support Vector Machine (SVM)	UNICT-FD1200 =75.74%	UNICT-FD1200 = 85.68%

UECFOOD-256. Classification accuracy achieved using fine-tuned model V3 was greater than classification accuracy of the fine-tuned version of DCNN i.e. 88.28%, 81.45%, and 76.17% for UECFOOD-100, UECFOOD-256, and Food-101 respectively. The food recognition method proposed by [41] implemented CNN based approach using the Inception model on the same three datasets.

Classification accuracy achieved was

77.4%, 76.3% and 54.7% for UECFOOD-100, UECFOOD-256 and Food-101 respectively. Table 5 provides the overview of existing food recognition methods based on deep learning approaches and their classification performance.

6. Food Ingredient Classification

Over the past few years, nutritional awareness among people is increasing due to their intolerance towards certain types of food, mild or se-

Table 5: Deep Learning Models For Food Category Classification

Reference	Classification Technique	Classification Performance		
		Top1	Top 5	
Yanai and Kawano, 2015 [37]	DCNN	UECFood-100 =78.8% UECFood-256 =67.6%	N/A	
Christodoulidis et al., 2015 [43]	DCNN	Own dataset = 84.9%	N/A	
Chen and Ngo, 2016 [32]	DCNN			
Pouladzadeh et al., 2016 [44]	DCNN + Graph cut	Own dataset =99%	N/A	
Hassannejad et al., 2016 [40]	DCNN	ETH Food-101 = 88.3%	ETH Food-101 = 96.9%	
		UECFood-100 = 81.5%	UECFood-100 = 97.3%	
		UECFood-256 = 76.2%	UECFood-256 = 92.6%	
Liu et al., 2016 [41]	CNN	UECFood-100 = 76.3%	UECFood-100 =94.6%	
		Food-101 =77.4%	Food-101 = 93.7%	
Pandey et al., 2017[42]	CNN	ETH-Food101 = 72.1%	ETH-Food101 = 91.6%	
		Indian Food =73.5%	Indian Food =94.4%	
		Database	Database	
Ciocca et al., 2017[46]	CNN	UNIMIB 2016 = 78.3%	N/A	
Termritthikun et al., 2017 [47]	CNN	THFOOD-50 = 69.8%	THFOOD-50 = 92.3%	
McAllister et al. 2018 [48]	CNN+ANN+SVM+ Random Forest	Food-5K =99.4%	N/A	
		Food-11 = 91.3%		
		RawFood-DB = 99.3%		
		Food-101 = 65.0%		
Liu et al., 2018 [39]	DCNN	UECFood-256 = 54.5%	UECFood-256 = 81.8%	
		UECFood-100 = 77.5%	UECFood-100 = 95.2%	
		Food 101 = 77.0%	Food 101 = 94.0%	
Martinel et al. 2018 [49]	DNN	UECFood-100 =89.6%	UECFood-100 =99.2%	
		UECFood-256 =83.2%	UECFood-256 =95.5%	
		Food-101 = 90.3%	Food-101 = 98.7%	
E. Aguilar et al., 2018 [51]	CNN+SVM	UNIMIB 2016 = 90.0%	N/A	
Gianluigi Ciocca et al., 2018 [61]	CNN	Food-475 = 81.6%	Food-475 = 95.5%	
S. Horiguchi et al., 2018 [56]	Sequential Personalized Classifier (SPC) with fixed-class and incremental classification	FoodLog = 40.2%	FoodLog = 56.6%	
		(t251-t300)	(t251-t300)	
B. Mandal et al., 2019 [57]	DCNN	ETH Food-101 = 75.3%	ETH Food-101 = 93.3%	
		IndianFood Database = 85.3%	Indian Food Database = 95.6%	
L. Jiang et al.,2020 [52]	DCNN (Faster R-CNN)	FOOD20-with-bbx = 71.7%	FOOD20-with-bbx = 93.1%	
C. Liu et al.,2020 [53]				
H. Zhao et al., 2020 [55]	JDNet	UECFood-256 = 84.0%	UECFood-256 = 96.2%	
		FOOD-101 = 91.2%	FOOD-101 = 98.8%	
G. A. Tahir and C. K. Loo 2020 [58]	Adaptive Reduced Class Incremental Kernel Extreme Learning Machine (ARCIKELM)	Food-101 = 87.3%	N/A	
		UECFood-100 = 88.7%		
		UECFood-256= 76.51%		
C. S. Won, 2020 [59]	Three-scale CNN	PFID = 100%	N/A	
		Pakistani Food = 74.8%		
		UECFood-256 = 74.1%		UECFood-256 = 93.2%
		Food 101 = 88.8%		Food-101 = 98.1%
Zhidong Shen et al., 2020 [60]	CNN	Vireo-Food 172 = 91.3%	Vireo-Food 172 = 98.9%	
		Own dataset =85.0%	N/A	

vere obesity problems, or simply because of interest in maintaining a healthy diet. This rise in nutritional awareness has also stirred a shift in the technological domain, as several mobile applications facilitate people in keeping track of their diet. However, such applications hardly offer features for automated food ingredient recognition.

For this purpose, several proposed models use multi-label learning for food ingredient recognition. It [101] can be defined as the prediction of more than one output category for each input sample. Therefore, food ingredient recognition is known as a multi-label learning problem. Marc Bolanos et al. have deployed CNN as a multi-label predictor to discover recipes in terms of the list of ingredients from food images [102]. Similarly, Yunan Wang et al. [103], used multi-label learning for mixed dish recognition, as they have no distinctive boundaries among them. Therefore labeling bounding boxes for each dish is a challenging task. Another system proposed by Amaia Salvador et al., [104] regenerates recipes from provided food images along with cooking instructions. On other hand, Jingjing Chen and Chong-Wah Ngo [32] proposed deep architectures for food ingredient recognition and food categorization and evaluated their proposed system on a large Chinese food dataset with highly complex food images.

Furthermore, Table 6 provides brief information about accuracy scores of proposed systems

along with methods and dataset used.

Table 6: Proposed Methods for Food Ingredient Classification

Reference	Dataset	Method	Recall	Precision	F1
Chen et al.,	Vireo-Food 172	Arch-D	-	-	67.17 (Micro-F1)
		(Multi-task)	-	-	47.18 (Macro-F1)
2016 [32]	UECFOOD-100	Arch-D	-	-	82.06 (Micro-F1)
		(Multi-task)	-	-	95.88 (Macro-F1)
Bolaños et al., 2017 [102]	Food-101	ResNet50+	73.45	88.11	80.11
		Ingredients 101			
	Recipe 5k	ResNet50+	19.57	38.93	26.05
		Recipe 5k			
Recipe 5k	Inception-v3+	42.77	53.43	47.51	
	Recipe 5k (Simplified)				
Wang, Yunan, et al.; 2019 [103]	Economic Rice	Inception-V4* + NS (multi-scale)	71.90	72.10	71.40
	Economic Behoon	Inception-V4* + NS (multi-scale)	77.60	68.50	69.70
Salvador, Amaia, et al. 2019 [104]	Recipe 1M	CNN	75.47	77.13	48.61
		Auto-Encoder			

7. Existing Mobile Application for Food Recognition using these Methods

Today, several mobile applications have been developed to monitor diet and facilitate users to choose healthier alternatives regarding food consumption. Initially, these mobile applications were dependent on manually inputting food items by selecting from limited food databases. Therefore, such applications were not very reliable as they were prone to inaccuracies in dietary assessment, mainly extending from limited exposure to numerous food categories. With the advancement in the area of food image recognition, a large number of mobile applications are now developed, which use images to recognize food categories. For this purpose, existing mobile applications use different combinations of traditional and deep visual

feature extraction and classification methods for food recognition described earlier in sections III and IV. Aizawa et al., [62] developed a mobile app ‘food log’ which uses traditional feature extraction methods like color, Bag of Features, and SIFT; and uses an Adaboost classifier for classification purposes. Similarly, Ravi et al., [66] proposed the ‘FoodCam’ application which is based on traditional feature extraction (LBP and RGB color features) and classification methods (Support Vector Machine SVM). Alternatively, Meyers et al., [65] employed a deep visual technique (GoogleNet CNN model) for feature extraction and classification purposes. Similarly, the Food Tracker app proposed by Jiang et al., [72] uses a deep convolutional neural network for feature extraction and classification. Also, G. A. Tahir and C. K. Loo [58] utilized deep visual methods like ResNet-50, DenseNet201, and InceptionResNet-V2 for feature extraction and Adaptive Reduced Class Incremental Kernel Extreme Learning Machine (ARCIKELM) as classification method for their mobile application “My Diet Cam”. Table 7 summarizes existing mobile applications in terms of feature extraction and classification methods used. Based on these deep visual method combinations, food recognition accuracies differ for various existing mobile applications. Therefore, apps with higher food recognition and classification accuracies gain more popularity. These apps tend to ease the dietary assessment process. Figure 5



Figure 5: The application provides the top 5 prediction results. This picture is taken from the study of Ravi et al. 2015

shows the mobile application by Ravi et al. [66].

Table 7: Summary of Feature Extraction and Classification Methods Used by Existing Mobile Applications

Reference	Application Name	Food Segmentation	Feature Extraction Method	Classification Method
Aizawa et al., 2013 [62]	FoodLog	No	Color, SIFT and Bag of Features	Adaboost Classifier
Oliveira et al., 2014 [31]	-	Yes	Color and Texture	Support Vector Machine (SVM)
Probst et al., 2015 [64]	-	-	SIFT, LBP and Color	Linear SVM
Meyers et al., 2015 [65]	Im2Calories	Yes	GoogleNet CNN	GoogleNet CNN model
Ravi et al., 2015 [66]	FoodCam	No	HoG, LBP and RGB Color Features	Linear SVM
Waltner et al., 2017 [67]	-	Yes	RGB, HSV and LAB Color values	Random Forest Classifier
Mezgec and Seljak 2017 [68]	-	-	NutriNet	NutriNet
Pouladzadeh et al., 2017 [69]	-	Yes	CNN	Caffe Framework
Waltner et al., 2017 [70]	-	Yes	CNN	CNN
Ming et al., 2018 [71]	DietLens	-	ResNet-50 CNN	ResNet-50 CNN
Jiang et al., 2018 [72]	-	Yes	Colors, Lines, Points, SIFT and Texture Features	Reverse Image Search (RIS) and Text Mining
Jianing Sun et al., 2019 [73]	Food Tracker	Yes	DCNN	DCNN
G. A. Tahir and C.K. Loo 2020 [58]	MyDietCam	Yes	ResNet-50, DenseNet201 and Inception ResNet-V2	Adaptive Reduced Class Incremental Kernel Extreme Learning Machine (ARCIKELM)

8. Discussion

Our research provides deep insight into computer vision-based approaches for dietary assessment. It focuses on both traditional and deep learning methodologies for feature extraction and classification methods used for food image recognition. Similarly, this survey also explores and compares current food image datasets in detail, as vision-based techniques are highly dependent on a comprehensive collection of food images. In contrast to previous research work, Mohammad A. Sobhi et al [105], Min, Weiqing, et al.[106]. Our survey scrutinizes traditional and current deep visual approaches for feature extraction and classification individually, to enhance clarity in terms of their performance and feasibility. Unlike existing reviews, our survey also emphasizes existing solutions developed for food ingredient recognition through multi-label learning. Finally, our research study also explores real-world applications using the prior methodologies for dietary assessment purposes.

8.1. Findings

Our findings indicate that the ultimate performance of traditional and deep visual techniques depends on the type of dataset used. Therefore, it has been observed out of 38 datasets (as shown in Table 1) explored in this survey, 3 most commonly used datasets were UECFOOD-256 [26], UECFOOD-100 [75] and Food-101 [36]. UECFOOD-256 (25088 images and 256 classes)

and UECFOOD-100 (14361 images and 100 classes of food) are Japanese food datasets consisting of Japanese food images captured by users, whereas Food-101(101000 images and 101 classes) is an American fast food dataset containing images crawled from several websites. However, these widely used datasets are region-specific. Therefore, there is an immense need for generic food datasets for better performance accuracy, and exclusion of regional bias from experimental results. Besides this, it is also evident from this survey that traditional machine learning methodologies for food image recognition are now being replaced with deep visual techniques. As per our survey, systems proposed after the year 2015 are mainly using deep learning technologies for food classification purposes. It is due to their phenomenal classification performance. Speaking of classification performance of deep visual techniques, it has been observed that McAllister et al. 2018 [48] (99.4%) and Pouladzadeh et al., 2016 [44] (99%) achieved the highest top 1 classification accuracy. Pouladzadeh et al., 2016 [44] used DCNN and Graph cut on their proposed dataset, whereas McAllister et al. 2018 [48] used CNN, ANN, SVM, and random forest on the food 5k dataset. Table 5 further compares classification accuracies of proposed deep visual models. Recent advancements and exceptional performance of food image classification methods have now led researchers to explore food images

from a much deeper perspective in terms of retrieval and classification of food ingredients from food images. Therefore, we have also explored several proposed solutions for food ingredient recognition and classification. According to our survey, the system proposed by Chen et al.,2016 [32] has achieved the highest F1 score i.e. 95.88 macro-F1 and 82.06 micro-F1 using the Arch-D method on the UECFOOD-100 dataset (as shown in Table 6). Finally, food image and ingredient classification techniques allowed the development of mobile applications that provide an automatic dietary assessment with reduced human intervention. For this purpose, we have also surveyed several mobile applications which employ deep learning methods for dietary assessment.

8.2. Limitations and Future Research Challenges

Despite enhanced performance and classification accuracy, food image recognition through vision-based approaches may continue to present interesting future research challenges. This is because the performance of the methodology used for food image identification is highly dependent on the source of images in a particular food dataset. Although the growing number of food categories are being incorporated in food image datasets like UECFOOD-256 [26], Food 85 [16], and Food201-segmented [65], there is still an immense need for generalized, comprehensive datasets for better performance evaluation and benchmarking. Moreover, we observed

that datasets with a large number of food images significantly positively impact classification accuracy. However, keeping these large image datasets updated is another challenge; especially since different types of foods are being prepared every day.

In addition to this, progressive learning during the classification phase is vital for food image datasets due to the continuous arrival of new concepts and domain variation within existing concepts. Similarly, developing frameworks interpretable based on an area of interest will improve the overall practicality of solutions in a real-world environment.

Finally, there is a need to design and develop solutions that can respond to situations ethically. In our context, this refers to the removal of any biases with regards to region-specific food preferences and avoiding any distortion in the results obtained from the automated food recognition. It will help to ensure better accuracy of results, without the drawbacks faced by over-fitted models.

9. Conclusion

In this paper, we explored a broad spectrum of approaches related to artificial intelligence and computer vision that are specifically tailored for food image recognition and dietary assessment purposes. In practice, the food recognition process incorporates four tasks: acquiring food images from the corresponding food datasets, fea-

ture extraction using handcrafted or deep visual, selection of relevant extracted features, and finally, appropriate selection of classification technique using either traditional machine learning approach or deep learning models followed by food ingredient classification to provide better insight of nutrient information.

Despite, impeccable performance exhibited by state-of-the-art approaches, there exist several limitations and challenges that should be addressed. There is an immense need for comprehensive datasets for benchmarking and performance evaluation of these models, as incorporating large food image datasets improves the overall performance. Consequently, when dealing with open-ended and dynamic food datasets, the classifier must be capable of open-ended continuous learning. However, existing methods have several bottlenecks which undermine the food recognition ability when it comes to open-ended learning. Similarly, some proposed methods are prone to catastrophic forgetting, as they tend to forget previous knowledge extracted from images while learning new information. Such methods work great only for fixed food image datasets. Moreover, proposed techniques for food ingredient classification are still struggling with performance issues when applied to prepared and mixed food items.

Therefore, there is substantial room for innovative health care and dietary assessment appli-

cations that can integrate wearable devices with a smartphone to further revolutionize this research area. Moreover, dietary assessment systems should address the aforementioned challenges to provide better insights into effective health maintenance and chronic disease prevention.

Author contributions

Ghalib Ahmed Tahir was responsible for the literature search and writing the article and approved the final version as submitted. Loo Chu Kiong contributed to the study design, reviewed the study for intellectual content, and confirmed the final version as submitted.

Conflict of interest

The authors wish to confirm that there are no conflicts of interest.

Acknowledgement

This research was supported by the the FRGS grant (FP069-2015A) from MOE, IIRG Grant (IIRG002C-19HWB) and Partnership Grant (RK012-2019) from University of Malaya.

References

- [1] "Obesity and Overweight." World Health Organization (WHO) <https://www.who.int/news-room/fact-sheets/detail/obesity-and-overweight>

- [2] N. Martinel and C. Micheloni Classification of local eigen-dissimilarities for person re-identification IEEE Signal Process. Lett., 22 (4) (2015), pp. 455-459, 10.1109/LSP.2014.2362573
- [3] Re-Identification in the function space of feature warps N. Martinel, A.K. Roy-Chowdhury IEEE Trans. Pattern Anal. Mach. Intell., 37 (8) (2015), pp. 1656-1669, 10.1109/TPAMI.2014.2377748
- [4] N. Martinel, C. Micheloni and G.L. Foresti Kernelized Saliency-Based Person Re-Identification Through Multiple Metric Learning IEEE Trans. Image Process., 24 (12) (2015), pp. 5645-5658, 10.1109/TIP.2015.2487048
- [5] G. Kumar and P. K. Bhatia, "A Detailed Review of Feature Extraction in Image Processing Systems," 2014 Fourth International Conference on Advanced Computing & Communication Technologies, Rohtak, India, 2014, pp. 5-12, doi: 10.1109/ACCT.2014.74.
- [6] . Goodfellow, Y. Bengio, A. Courville, and Y. Bengio, Deep learning, vol. 1. MIT Press Cambridge, 2016.
- [7] L. Deng and D. Yu, "Deep learning: methods and applications," Foundations and Trends® in Signal Processing, vol. 7, no. 3-4, pp. 197-387, 2014
- [8] Y. LeCun, Y. Bengio, and G. Hinton, "Deep learning," Nature, vol. 521, no. 7553, p. 436, 2015.
- [9] C. Szegedy, V. Vanhoucke, S. Ioffe, J. Shlens, and Z. Wojna, "Rethinking the inception architecture for computer vision," in Proceedings of the IEEE conference on
- [10] O. Russakovsky et al., "Imagenet large scale visual recognition challenge," International Journal of Computer Vision, vol. 115, no. 3, pp. 211-252, 2015.
- [11] A. Krizhevsky, I Sutskever, and G E Hinton, "Imagenet classification with deep convolutional neural networks.," in Advances in Neural Information Processing Systems, 2012
- [12] E. Heravi, H. Aghdam, D. Puig, "Classification of Foods Using Spatial Pyramid Convolutional Neural Network," Artificial Intelligence Research and Development, vol. 288, pp. 163-168.
- [13] J. Shuqiang and M. Weiqing and L. Linhu and L. Zhengdong, "Multi-Scale Multi-View Deep Feature Aggregation," IEEE Transactions on Image Processing, 2020.
- [14] C. Gianluigi & N. Paolo & S. Raimondo. (2016). Food Recognition: A New Dataset, Experiments, and Results. IEEE Journal of Biomedical and Health Informatics. PP. 1-1. 10.1109/JBHI.2016.2636441.
- [15] M. Niki & P. Claudio & M. Christian., "A supervised extreme learning committee for food recognition", Computer Vision and Image Understanding 2016.
- [16] H. Hoashi, T. Joutou, and K. Yanai, "Image recognition of 85 food categories by feature fusion," in Multimedia (ISM), 2010 IEEE International Symposium on, 2010, pp. 296-301.
- [17] S. Yang, M. Chen, D. Pomerleau, and R. Sukthankar, "Food recognition using statistics of pairwise local features," in Computer Vision and Pattern Recognition (CVPR), 2010 IEEE Conference on, 2010, pp. 2249-2256.
- [18] F. Kong and J. Tan, "Dietcam: Regular shape food recognition with a camera phone," in Body Sensor Networks (BSN), 2011 International Conference on, 2011, pp. 127-132
- [19] M. Bosch, F. Zhu, N. Khanna, C. J. Boushey, and E. J. Delp, "Combining global and local features for food identification in dietary assessment," in Image Processing (ICIP), 2011 18th IEEE International Conference on, 2011, pp. 1789-1792
- [20] Matsuda, H. Hoashi, and K. Yanai, "Recognition of multiple food images by detecting candidate regions," in Multimedia and Expo (ICME), 2012 IEEE International Conference on, 2012, pp. 25-30.
- [21] Y. Kawano and K. Yanai, "Real-time mobile food recognition system," in Proceedings of the IEEE Conference on Computer Vision and Pattern Recognition

- Workshops, 2013, pp. 1–7.
- [22] M. Anthimopoulos, L. Gianola, L. Scarnato, P. Diem, and S. G. Mougiakakou, “A food recognition system for diabetic patients based on an optimized bag-of-features model,” *IEEE J. Biomedical and Health Informatics*, vol. 18, no. 4, pp. 1261–1271, 2014.
- [23] N. Tammachat and N. Pantuwong, “Calories Analysis of Food Intake Using Image Recognition,” 2014 6th International Conference on Information Technology and Electrical Engineering (icitee), pp. 67–70, 2014
- [24] P. Pouladzadeh, S. Shirmohammadi, and A. Yassine, “Using graph cut segmentation for food calorie measurement,” in *MeMeA*, 2014, pp. 621–626.
- [25] Y. He, C. Xu, N. Khanna, C. J. Boushey, and E. J. Delp, “Analysis of food images: Features and classification,” in *Image Processing (ICIP)*, 2014 IEEE International Conference on, 2014, pp. 2744–2748.
- [26] Y. Kawano and K. Yanai, “Foodcam-256: a large-scale real-time mobile food recognition system employing high-dimensional features and compression of classifier weights,” in *Proceedings of the 22nd ACM international conference on Multimedia*, 2014, pp. 761–762.
- [27] P. Pouladzadeh, S. Shirmohammadi, A. Bakirov, A. Bulut, and A. Yassine, “Cloud-based SVM for food categorization,” *Multimedia. Tools Appl.*, vol. 74, no. 14, pp. 5243–5260, Jul. 2015.
- [28] G. M. Farinella, D. Allegra, M. Moltisanti, F. Stanco, and S. Battiato, “Retrieval and classification of food images,” *Computers in biology and medicine*, vol. 77, pp. 23–39, 2016.
- [29] M. Bosch, T. Schap, N. Khanna, F. Zhu, C. J. Boushey, and E. J. Delp, “Integrated databases system for mobile dietary assessment and analysis,” *Proceedings of the 1st IEEE International Workshop on Multimedia Services and Technologies for E-health in conjunction with the International Conference on Multimedia and Expo*, Barcelona, Spain, July 2011.
- [30] Mabel Mengzi Zhang. 2011. Identifying the cuisine of a plate of food. University of California San Diego, Tech. Rep (2011).
- [31] Luciano Oliveira, Victor Costa, Gustavo Neves, Talmai Oliveira, Eduardo Jorge, and Miguel Lizarraga. 2014. A mobile, lightweight, poll-based food identification system. *Pattern Recognition* 47, 5 (2014), 1941–1952.
- [32] J. Chen and C.-W. Ngo, “Deep-based ingredient recognition for cooking recipe retrieval,” in *Proceedings of the 2016 ACM on Multimedia Conference*, 2016, pp. 32–41.
- [33] F. Zhu, M. Bosch, N. Khanna, C. J. Boushey, and E. J. Delp, “Multiple hypotheses image segmentation and classification with application to dietary assessment,” *IEEE Journal of Biomedical and Health Informatics*, vol. 19, no. 1, pp. 377–388, 2015.
- [34] M.-Y. Chen et al., “Automatic Chinese food identification and quantity estimation,” in *SIGGRAPH Asia 2012 Technical Briefs*, 2012, p. 29.
- [35] O. Beijbom, N. Joshi, D. Morris, S. Saponas, and S. Khullar, “Menu-match: Restaurant-specific food logging from images,” in *Applications of Computer Vision (WACV)*, 2015 IEEE Winter Conference on, 2015, pp. 844–851
- [36] L. Bossard, M. Guillaumin, and L. Van Gool, “Food-101—mining discriminative components with random forests,” in *European Conference on Computer Vision*, 2014, pp. 446–461.
- [37] K. Yanai and Y. Kawano, “Food image recognition using deep convolutional network with pre-training and fine-tuning,” in *Multimedia & Expo Workshops (ICMEW)*, 2015 IEEE International Conference on, 2015, pp. 1–6
- [38] A. Mariappan et al., “Personal dietary assessment using mobile devices,” in *Computational Imaging VII*, 2009, vol. 7246, p. 72460Z.
- [39] C. Liu et al., “A new deep learning-based food recognition system for dietary assessment on an edge com-

- puting service infrastructure,” *IEEE Transactions on Services Computing*, vol. 11, no. 2, pp. 249–261, 2018.
- [40] H. Hassannejad, G. Matrella, P. Ciampolini, I. De Munari, M. Mordonini, and S. Cagnoni, “Food image recognition using very deep convolutional networks,” in *Proceedings of the 2nd International Workshop on M*
- [41] C. Liu, Y. Cao, Y. Luo, G. Chen, V. Vokkarane, and Y. Ma, “Deepfood: Deep learning-based food image recognition for computer-aided dietary assessment,” in *International Conference on Smart Homes and Health Telematics*, 2016, pp. 37–48.
- [42] P. Pandey, A. Deepthi, B. Mandal, and N. B. Puhan, “Foodnet: recognizing foods using ensemble of deep networks,” *IEEE Signal Processing Letters*, vol. 24, no. 12, pp. 1758–1762, 2017.
- [43] S. Christodoulidis, M. Anthimopoulos, and S. Mougiakakou, “Food recognition for dietary assessment using deep convolutional neural networks,” in *International Conference on Image Analysis and Processing*, 2015, pp. 458–465.
- [44] P. Pouladzadeh, P. Kuhad, S. V. B. Peddi, A. Yassine, and S. Shirmohammadi, “Food calorie measurement using deep learning neural network,” in *IEEE International Instrumentation and Measurement Technology Conference Proceedings (I2MTC)*, 2016, pp. 1–6
- [45] Y. Kawano and K. Yanai, “Food image recognition with deep convolutional features,” in *Proceedings of the 2014 ACM International Joint Conference on Pervasive and Ubiquitous Computing: Adjunct Publication*, 2014, pp. 589–593.
- [46] G. Ciocca, P. Napoletano, and R. Schettini, “Food Recognition: A New Dataset, Experiments, and Results,” *IEEE J. Biomedical and Health Informatics*, vol. 21, no. 3, pp. 588–598, 2017.
- [47] C. Termritthikun, P. Muneesawang, and S. Kanprachar, “NUInNet: Thai food image recognition using convolutional neural networks on smartphone,” *Journal of Telecommunication, Electronic and Computer Engineering (JTEC)*, vol. 9, no. 2–6, pp. 63–67, 2017.
- [48] Patrick McAllister, Huiru Zheng, Raymond Bond, and Anne Moorhead. 2018. Combining deep residual neural network features with supervised machine learning algorithms to classify diverse food image datasets. *Computers in Biology and Medicine* 95 (2018), 217–233.
- [49] Niki Martinel, Gian Luca Foresti, and Christian Micheloni. 2018. Wide-slice residual networks for food recognition. In *IEEE Winter Conference on Applications of Computer Vision*. 567–576.
- [50] G. Ciocca, G. Micali and P. Napoletano, "State Recognition of Food Images Using Deep Features," in *IEEE Access*, vol. 8, pp. 32003-32017, 2020, doi: 10.1109/ACCESS.2020.2973704.
- [51] E. Aguilar, B. Remeseiro, M. Bolaños and P. Radeva, "Grab, Pay, and Eat: Semantic Food Detection for Smart Restaurants," in *IEEE Transactions on Multimedia*, vol. 20, no. 12, pp. 3266-3275, Dec. 2018, doi: 10.1109/TMM.2018.2831627.
- [52] L. Jiang, B. Qiu, X. Liu, C. Huang and K. Lin, "Deep-Food: Food Image Analysis and Dietary Assessment via Deep Model," in *IEEE Access*, vol. 8, pp. 47477-47489, 2020, doi: 10.1109/ACCESS.2020.2973625.
- [53] C. Liu, Y. Liang, Y. Xue, X. Qian and J. Fu, "Food and Ingredient Joint Learning for Fine-Grained Recognition," in *IEEE Transactions on Circuits and Systems for Video Technology*, doi: 10.1109/TCSVT.2020.3020079.
- [54] H. Liang, G. Wen, Y. Hu, M. Luo, P. Yang and Y. Xu, "MVANet: Multi-Tasks Guided Multi-View Attention Network for Chinese Food Recognition," in *IEEE Transactions on Multimedia*, doi: 10.1109/TMM.2020.3028478.
- [55] H. Zhao, K. -H. Yap, A. C. Kot and L. Duan, "JDNet: A Joint-Learning Distilled Network for Mobile Visual Food Recognition," in *IEEE Journal of Selected Topics*

- in *Signal Processing*, vol. 14, no. 4, pp. 665-675, May 2020, doi: 10.1109/JSTSP.2020.2969328.
- [56] S. Horiguchi, S. Amano, M. Ogawa and K. Aizawa, "Personalized Classifier for Food Image Recognition," in *IEEE Transactions on Multimedia*, vol. 20, no. 10, pp. 2836-2848, Oct. 2018, doi: 10.1109/TMM.2018.2814339.
- [57] B. Mandal, N. B. Puhan and A. Verma, "Deep Convolutional Generative Adversarial Network-Based Food Recognition Using Partially Labeled Data," in *IEEE Sensors Letters*, vol. 3, no. 2, pp. 1-4, Feb. 2019, Art no. 7000104, doi: 10.1109/LSENS.2018.2886427.
- [58] G. A. Tahir and C. K. Loo, "An Open-Ended Continual Learning for Food Recognition Using Class Incremental Extreme Learning Machines," in *IEEE Access*, vol. 8, pp. 82328-82346, 2020, doi: 10.1109/ACCESS.2020.2991810.
- [59] C. S. Won, "Multi-Scale CNN for Fine-Grained Image Recognition," in *IEEE Access*, vol. 8, pp. 116663-116674, 2020, doi: 10.1109/ACCESS.2020.3005150.
- [60] Zhidong Shen, Adnan Shehzad, Si Chen, Hui Sun, Jin Liu, Machine Learning Based Approach on Food Recognition and Nutrition Estimation, *Procedia Computer Science*, Volume 174,2020, Pages 448-453, ISSN 1877-0509, <https://doi.org/10.1016/j.procs.2020.06.113>.
- [61] Gianluigi Ciocca, Paolo Napoletano, Raimondo Schettini, CNN-based features for retrieval and classification of food images, *Computer Vision and Image Understanding*, Volumes 176-177, 2018, Pages 70-77, ISSN 1077-3142, <https://doi.org/10.1016/j.cviu.2018.09.001>.
- [62] Aizawa, K., Maruyama, Y., Li, H., & Morikawa, C. (2013). Food balance estimation by using personal dietary tendencies in a multimedia food log. *IEEE Transactions on Multimedia*, 15, 2176-2185.
- [63] Oliveira, L., Costa, V., Neves, G., Oliveira, T., Jorge, E., & Lizarraga, M. (2014). A mobile, lightweight, poll-based food identification system. *Pattern Recognition*, 47, 1941-1952.
- [64] Probst, Y.; Nguyen, D.T.; Tran, M.K.; Li, W. Dietary Assessment on a Mobile Phone Using Image Processing and Pattern Recognition Techniques: Algorithm Design and System Prototyping. *Nutrients* 2015, 7, 6128-6138. <https://doi.org/10.3390/nu7085274>
- [65] Meyers, A, Johnston, N, Rathod, V, Korattikara, A, Gorban, A, Silberman, N, ... Murphy, KP (2015). Im2Calories: towards an automated mobile vision food diary. In *Proceedings of the IEEE International Conference on Computer Vision*, 1233-1241.
- [66] Ravi, D., Lo, B., & Yang, G.-Z. (2015). Real-time food intake classification and energy expenditure estimation on a mobile device. *Wearable and implantable body sensor networks (BSN)*. *IEEE 12th International Conference on, IEEE*
- [67] G. Waltner, M. Schwarz, S. Ladstätter, A. Weber, P. Luley, M. Lindschinger, I. Schmid, W. Scheitz, H. Bischof, L. Paletta, Personalized dietary self-management using mobile vision-based assistance, in: *International conference on image analysis and processing*, Springer, pp. 385-393.
- [68] Mezgec, S., & Koroušić Seljak, B. (2017). Nutrinet: A deep learning food and drink image recognition system for dietary assessment. *Nutrients*, 9, 657.
- [69] Pouladzadeh, P., & Shirmohammadi, S. (2017). Mobile multi-food recognition using deep learning. *ACM Transactions on Multimedia Computing, Communications, and Applications*, 13, 36
- [70] G. Waltner, M. Schwarz, S. Ladstätter, A. Weber, P. Luley, H. Bischof, M. Lindschinger, I. Schmid, L. Paletta, Mango-mobile augmented reality with functional eating guidance and food awareness, in: *International conference on image analysis and processing*, Springer, pp. 425-432.
- [71] Ming, J. Chen, Y. Cao, C. Forde, C.-W. Ngo, T. S. Chua, Food photo recognition for dietary tracking:

- System and experiment, in: International conference on multimedia modeling, Springer, pp. 129–141
- [72] Jiang, H., Starkman, J., Liu, M., & Huang, M.-C. (2018). Food nutrition visualization on google glass: Design tradeoff and field evaluation. *IEEE Consumer Electronics Magazine*, 7, 21–31
- [73] Sun, Jianing & Radecka, Katarzyna & Zilic, Zeljko. (2019). FoodTracker: A Real-time Food Detection Mobile Application by Deep Convolutional Neural Networks.
- [74] A. Mariappan et al., “Personal dietary assessment using mobile devices,” in *Computational Imaging VII*, 2009, vol. 7246, p. 72460Z.
- [75] Y. Matsuda and K. Yanai, "Multiple-food recognition considering co-occurrence employing manifold ranking," in *Proceedings of the 21st International Conference on Pattern Recognition (ICPR2012)*, 2012, pp. 2017-2020.
- [76] T. Miyazaki, G. C. de Silva and K. Aizawa, "Image-based Calorie Content Estimation for Dietary Assessment," 2011 IEEE International Symposium on Multimedia, 2011, pp. 363-368, doi: 10.1109/ISM.2011.66.
- [77] Herranz, Luis & Xu, Ruihan & Jiang, Shuqiang., "A probabilistic model for food image recognition in restaurants," in 2015 IEEE International Conference on Multimedia and Expo (ICME), 2015, pp. 1-6.
- [78] Singla, Ashutosh, Lin Yuan, and Touradj Ebrahimi. "Food/non-food image classification and food categorization using pre-trained googlenet model." *Proceedings of the 2nd International Workshop on Multimedia Assisted Dietary Management*. 2016.
- [79] Mureşan, Horea, and Mihai Oltean. "Fruit recognition from images using deep learning." *arXiv preprint arXiv:1712.00580* (2017).
- [80] Liu, Chang & Cao, Yu & Chen, Guanling & Vokkarane, Vinod & Ma, Yunsheng & Chen, Songqing & Hou, Peng. "A New Deep Learning-Based Food Recognition System for Dietary Assessment on An Edge Computing Service Infrastructure," *IEEE Transactions on Services Computing*, pp. 1-1, 2017.
- [81] Kaur, Parneet, et al. "Foodx-251: a dataset for fine-grained food classification." *arXiv preprint arXiv:1907.06167* (2019).
- [82] Xin Wang, D. Kumar, N. Thome, M. Cord and F. Precioso, "Recipe recognition with large multimodal food dataset," 2015 IEEE International Conference on Multimedia & Expo Workshops (ICMEW), 2015, pp. 1-6, doi: 10.1109/ICMEW.2015.7169757.
- [83] L. Bossard and et al., “Food-101 Mining Discriminative Components with Random Forests,” in *ECCV*, 2014.
- [84] Gianluigi Ciocca, Paolo Napoletano, and Raimondo Schettini. 2015. Food Recognition and Leftover Estimation for Daily Diet Monitoring. In *New Trends in Image Analysis and Processing – ICIAP 2015 Workshops*. 334–341.
- [85] Gianluigi Ciocca, Paolo Napoletano, and Raimondo Schettini. 2017. Food Recognition: a New Dataset, Experiments and Results. *IEEE Journal of Biomedical and Health Informatics* (2017).
- [86] Farinella, G.M., Allegra, D., Moltisanti, M., Stanco, F., Battiato, S.: Retrieval and classification of food images. *Comput. Biol. Med.* 77, 23–39 (2016)
- [87] Ciocca, G., Napoletano, P., Schettini, R., 2017b. Learning CNN-based features for retrieval of food images. In: *New Trends in Image Analysis and Processing – ICIAP 2017*, pp.426–434.
- [88] Q. Yu, M. Anzawa, S. Amano, M. Ogawa and K. Aizawa, "Food Image Recognition by Personalized Classifier," 2018 25th IEEE International Conference on Image Processing (ICIP), 2018, pp. 171-175, doi: 10.1109/ICIP.2018.8451422.
- [89] C. Güngör, F. Baltacı, A. Erdem, and E. Erdem, “Turkish cuisine:A benchmark dataset with Turkish meals for food recognition,” in *Proc.25th Signal Process. Commun. Appl. Conf. (SIU)*, May 2017, pp. 1–4.

- [90] Feng Zhou and Yuanqing Lin. 2016. Fine-grained image classification by exploring bipartite-graph labels. In Proceedings of the IEEE Conference on Computer Vision and Pattern Recognition. 1124–1133.
- [91] Hui Wu, Michele Merler, Rosario Uceda-Sosa, and John R. Smith. 2016. Learning to make better mistakes: Semantics-aware visual food recognition. In Proceedings of the ACM on Multimedia Conference. 172–176
- [92] Jaclyn Rich, Hamed Haddadi, and Timothy M. Hospedales. 2016. Towards bottom-up analysis of social food. In Proceedings of the International Conference on Digital Health Conference. ACM, 111–120.
- [93] Yanchao Liang and Jianhua Li. 2017. Computer vision-based food calorie estimation: Dataset, method, and experiment. Retrieved from: arXiv preprint arXiv:1705.07632 (2017).
- [94] Bolaños M. and Radeva P. “Simultaneous Food Localization and Recognition” In Proceedings of the 23rd International Conference on Pattern Recognition (ICPR) 2016 (IN PRESS).
- [95] E. Aguilar, M. Bolaños, P. Radeva, Regularized Uncertainty-based Multi-Task Learning Model for Food Analysis, *J. Vis. Commun. Image R.* (2019), doi: <https://doi.org/10.1016/j.jvcir.2019.03.011>
- [96] <https://www.aicrowd.com/challenges/food-recognition-challenge>
- [97] G. M. Farinella, D. Allegra, F. Stanco, "A Benchmark Dataset to Study the Representation of Food Images", International Workshop on Assistive Computer Vision and Robotics (ACVR) 2014
- [98] M.-Y. Chen et al., “Automatic Chinese food identification and quantity estimation,” in Proc. SIGGRAPH Asia Tech. Briefs, 2012, p. 29.
- [99] M. Chen, K. Dhingra, W. Wu, L. Yang, R. Sukthankar and J. Yang, "PFID: Pittsburgh fast-food image dataset," 2009 16th IEEE International Conference on Image Processing (ICIP), 2009, pp. 289-292, doi: 10.1109/ICIP.2009.5413511.
- [100] Kiyoharu Aizawa and Makoto Ogawa. Foodlog: Multimedia tool for healthcare applications. *IEEE MultiMedia*, 22(2):48, 2015.
- [101] Grigorios Tsoumakas and Ioannis Katakis. Multi-label classification: An overview. *International Journal of Data Warehousing and Mining*, 3(3), 2006.
- [102] Bolaños, Marc, Aina Ferrà, and Petia Radeva. "Food ingredients recognition through multi-label learning." *International Conference on Image Analysis and Processing*. Springer, Cham, 2017.
- [103] Wang, Yunan, et al. "Mixed dish recognition through multi-label learning." *Proceedings of the 11th Workshop on Multimedia for Cooking and Eating Activities*. 2019.
- [104] Salvador, Amaia, et al. "Inverse cooking: Recipe generation from food images." *Proceedings of the IEEE/CVF Conference on Computer Vision and Pattern Recognition*. 2019.
- [105] Subhi, Mohammed Ahmed, Sawal Hamid Ali, and Mohammed Abulameer Mohammed. "Vision-based approaches for automatic food recognition and dietary assessment: A survey." *IEEE Access* 7 (2019): 35370-35381.
- [106] Min, Weiqing, et al. "A survey on food computing." *ACM Computing Surveys (CSUR)* 52.5 (2019): 1-36.