

RGB2Hands: Real-Time Tracking of 3D Hand Interactions from Monocular RGB Video

JIAYI WANG and FRANZISKA MUELLER, MPI Informatics, Saarland Informatics Campus
 FLORIAN BERNARD, MPI Informatics, Saarland Informatics Campus, Technical University of Munich
 SUZANNE SORLI, Universidad Rey Juan Carlos
 OLEKSANDR SOTNYCHENKO and NENG QIAN, MPI Informatics, Saarland Informatics Campus
 MIGUEL A. OTADUY and DAN CASAS, Universidad Rey Juan Carlos
 CHRISTIAN THEOBALT, MPI Informatics, Saarland Informatics Campus

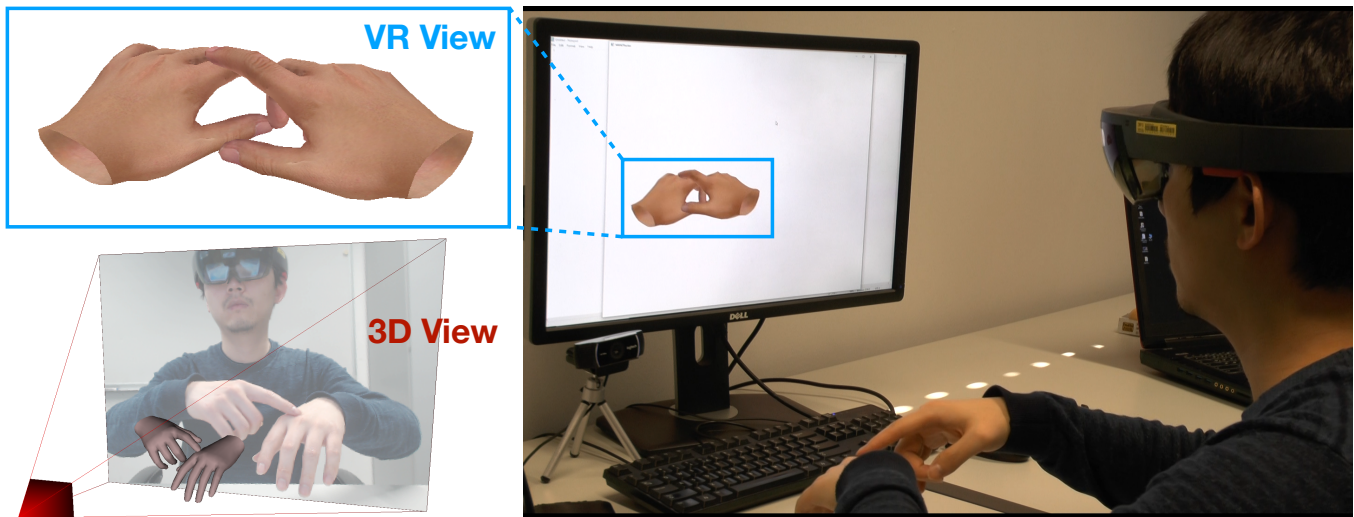


Fig. 1. Our RGB2Hands approach tracks and reconstructs the 3D pose and shape of two interacting hands in real time based on a single RGB camera (right). We obtain global 3D pose and shape (bottom left), which can be used to visualize interacting hands in VR (upper left), among many other applications.

Tracking and reconstructing the 3D pose and geometry of two hands in interaction is a challenging problem that has a high relevance for several human-computer interaction applications, including AR/VR, robotics, or sign language recognition. Existing works are either limited to simpler tracking settings (e.g., considering only a single hand or two spatially separated hands), or rely on less ubiquitous sensors, such as depth cameras. In contrast, in this work we present the first real-time method for motion capture of skeletal pose and 3D surface geometry of hands from a single RGB camera that explicitly considers close interactions. In order to address the inherent

Authors' addresses: Jiayi Wang, Franziska Mueller, MPI Informatics, Saarland Informatics Campus; Florian Bernard, MPI Informatics, Saarland Informatics Campus, Technical University of Munich; Suzanne Sorli, Universidad Rey Juan Carlos; Oleksandr Sotnychenko; Neng Qian, MPI Informatics, Saarland Informatics Campus; Miguel A. Otaduy; Dan Casas, Universidad Rey Juan Carlos; Christian Theobalt, MPI Informatics, Saarland Informatics Campus.

Permission to make digital or hard copies of all or part of this work for personal or classroom use is granted without fee provided that copies are not made or distributed for profit or commercial advantage and that copies bear this notice and the full citation on the first page. Copyrights for components of this work owned by others than the author(s) must be honored. Abstracting with credit is permitted. To copy otherwise, or republish, to post on servers or to redistribute to lists, requires prior specific permission and/or a fee. Request permissions from permissions@acm.org.

© 2020 Copyright held by the owner/author(s). Publication rights licensed to ACM.
 0730-0301/2020/12-ART218 \$15.00
<https://doi.org/10.1145/3414685.3417852>

depth ambiguities in RGB data, we propose a novel multi-task CNN that regresses multiple complementary pieces of information, including segmentation, dense matchings to a 3D hand model, and 2D keypoint positions, together with newly proposed intra-hand relative depth and inter-hand distance maps. These predictions are subsequently used in a generative model fitting framework in order to estimate pose and shape parameters of a 3D hand model for both hands. We experimentally verify the individual components of our RGB two-hand tracking and 3D reconstruction pipeline through an extensive ablation study. Moreover, we demonstrate that our approach offers previously unseen two-hand tracking performance from RGB, and quantitatively and qualitatively outperforms existing RGB-based methods that were not explicitly designed for two-hand interactions. Moreover, our method even performs on-par with depth-based real-time methods.

CCS Concepts: • **Computing methodologies** → **Tracking**; *Computer vision*; Neural networks.

Additional Key Words and Phrases: hand tracking, hand pose estimation, hand reconstruction, two hands, monocular RGB, RGB video, computer vision

ACM Reference Format:

Jiayi Wang, Franziska Mueller, Florian Bernard, Suzanne Sorli, Oleksandr Sotnychenko, Neng Qian, Miguel A. Otaduy, Dan Casas, and Christian Theobalt. 2020. RGB2Hands: Real-Time Tracking of 3D Hand Interactions

from Monocular RGB Video. *ACM Trans. Graph.* 39, 6, Article 218 (December 2020), 16 pages. <https://doi.org/10.1145/3414685.3417852>

1 INTRODUCTION

Marker-less 3D hand motion capture is a challenging and important problem. With the abundance of smart and mobile devices, interaction paradigms with computers are changing rapidly and moving farther away from the traditional desktop setting. With the recent progress on virtual and augmented reality (VR/AR), hand pose estimation has gained further attention as direct, natural, and immersive way to interact. The numerous opportunities for application also include robotics, activity recognition, or sign language recognition and translation. Hence, hand pose estimation has been an actively researched topic for years. Depending on the application, several properties are desirable for the method, *e.g.*, marker-less capture, real time performance, capabilities for tracking two interacting hands, automatically adapting to the users' hand shape, or the use of a single RGB camera. However, due to a range of challenges, such as frequent occlusion, depth-scale ambiguity, and self-similarity of hand parts, achieving all of these properties is a difficult task.

To ease the problem, many previous works on 3D hand pose estimation use special depth cameras providing partial 3D information. Nevertheless, many of them focused on tracking a single isolated hand [Yuan et al. 2018], with only a few exceptions that are able to handle object interactions [Panteleris et al. 2015; Sridhar et al. 2016; Tzionas and Gall 2015] or interactions with a second hand [Mueller et al. 2019; Taylor et al. 2016, 2017]. In recent years, the research focus has shifted towards methods that use a single RGB camera since these sensors are ubiquitous [Cai et al. 2018; Mueller et al. 2018; Zimmermann et al. 2019]. Despite tremendous progress, to date there is no method explicitly designed for and capable of reconstructing close two-hand interactions from single RGB input. However, humans naturally use both of their hands for interaction with real and virtual surroundings, and for gesturing and communication. Therefore, many applications require hand pose estimation of both hands in close interaction simultaneously.

To this end, we present the first method for marker-less capture of 3D hand motion and shape from monocular RGB input that successfully handles two closely interacting hands. Our real-time approach automatically adapts to the user's hand shape, and reliably captures collision-resolved poses also under difficult occlusions. Since color images carry no explicit 3D information, we also have to cope with scale and depth ambiguities. A proper handling of these ambiguities, which are inherent to monocular RGB data, is particularly important in the two-hand case, since mismatches in per-hand depth estimates would lead to incorrectly captured interactions in 3D. Hence, our setting with a monocular RGB camera is significantly more challenging compared to previous works that make use of depth data, such as [Mueller et al. 2019; Tzionas et al. 2016]. To achieve our goal, and thus overcome the challenges and ambiguities of monocular RGB data, we propose a novel multi-task CNN which regresses multiple variables simultaneously: per-pixel left/right hand segmentation masks, dense vertex matchings to a parametric hand model, intra-hand relative depth maps, inter-hand distance, as well as occlusion-robust 2D keypoint positions. Our regression targets are designed to explicitly consider the challenges

of monocular two-hand reconstruction like strong occlusions and ambiguous relative 3D placement of the hands. We use these predictions in a generative model fitting framework to robustly estimate for both hands the pose and shape parameters of a 3D hand model.

For training our multi-task network we combine real and synthetic data from different sources to bridge the domain gap. Since none of the publicly available datasets are sufficient for our purposes, in addition we create our own dataset comprising both real and synthetic images. To obtain real data with (possibly noisy) annotations, we use the depth-based CNN from Mueller et al. [2019] and an RGB-D sensor. To obtain perfectly annotated synthetic data, we develop the first system simulating physically correct two-hand interactions with personalized hand shape, based on the parametric MANO hand model [Romero et al. 2017], and diverse appearances. We experimentally show that our proposed mixed-data training set in conjunction with the multi-task CNN is crucial for a successful optimization of the hand model parameters on monocular RGB images. Our extensive evaluation, in both 2D and 3D, is enabled by our new benchmark dataset RGB2HANDS that contains significantly stronger hand interactions compared to previous benchmarks.

In summary, we propose the first monocular-RGB-based method for 3D motion capture of two strongly interacting hands, which simultaneously estimates hand pose and shape, while running in real time. The technical contributions in order to achieve this include:

- A *generative model fitting formulation* that is specifically tailored towards fitting parametric 3D hand models of two interacting hands to an RGB image, while taking inherent depth ambiguities and occlusions into account. To this end, we extract information from the input image based on a machine learning pipeline, which is then used as fitting target.
- We propose an *alternative image-based representation of 3D geometry information*, namely intra-hand relative depth, and inter-hand distance, which can be extracted directly from RGB images using our novel *multi-task CNN* and is scalable to dense hand surfaces. In combination with 2D keypoint predictions, and an image-to-hand-model matching prediction, this allows to effectively fit the parametric model.
- To train our machine learning predictors, we use synthetic data to complement a real dataset that has possibly noisy annotations. For the former, we introduce a *physically-correct synthetic data generation framework*, which is able to account for interacting hands with varying hand identities, both in terms of shape and appearance.
- For performance evaluation we introduce a new benchmark dataset RGB2HANDS of real two-hand image sequences that comes with manual keypoint annotations of position and occlusion state. Synchronously recorded depth data enables 3D evaluation.

2 RELATED WORK

Marker-less 3D hand pose estimation has been an actively researched problem for decades, which can be explained by the fact that it enables many important applications, *e.g.* in human-computer interaction, activity recognition, or robotics. In our review of related

work we focus on methods using a single depth or RGB camera that are most related to our approach.

Depth-Based Methods. The majority of previous work on 3D hand pose estimation with a single camera has used depth data [Yuan et al. 2018]. These approaches can generally be classified as generative, discriminative, or hybrid approaches. Generative methods use a parametric generative hand model and compare current pose hypotheses to the observed image [Melax et al. 2013; Tagliasacchi et al. 2015; Tkach et al. 2016]. The parameters of the hand model are commonly found by minimizing an energy function which describes the discrepancy between the current pose and the observation, commonly in conjunction with suitable priors to serve as regularization. The employed optimization strategies require a good initialization, so that oftentimes tracking failures occur when there is large inter-frame motion. With an increasing popularity of machine learning techniques in computer vision, researchers started to investigate hybrid methods. These approaches add a discriminative component to a generative method to improve the overall robustness, e. g. through regression of finger-part labels [Sridhar et al. 2015] or partial pose [Tang et al. 2015]. Especially due to the success of neural networks and deep learning, most of the recent work has focused on purely discriminative methods for 3D hand pose estimation. These approaches are generally based on regressing joint locations from depth data [Baek et al. 2018; Chen et al. 2019; Ge et al. 2018; Li and Lee 2019; Oberweger et al. 2015; Tompson et al. 2014; Wan et al. 2017]. Most of these approaches are single-frame methods and therefore independent of an initialization (in contrast to the mentioned generative methods), however, they are dependent on the training data, which are not trivial to obtain, and independent per-frame estimates may exhibit temporal noise on sequences. The majority of depth-based hand pose estimation methods are limited to tracking or reconstructing a single hand in free space, and only few approaches have tackled the harder problems of estimating hands and objects, or two interacting hands. The methods by [Mueller et al. 2017; Rogez et al. 2014] work for a strongly occluded hand in cluttered scenes with arbitrary objects. Other methods, like [Sridhar et al. 2016; Tzionas et al. 2016], jointly reconstruct hand and object motion, and are thus able to exploit mutual constraints like physically stable grasps. Pose estimation methods for two hands often have a trade-off between real-time runtime [Taylor et al. 2017] and accurate collision resolution [Kyriazis and Argyros 2014; Oikonomidis et al. 2012; Tzionas et al. 2016]. The most recent method by [Mueller et al. 2019] runs in real time while providing coarse interpenetration avoidance. All methods discussed in this paragraph have the shortcoming that they rely on specialized camera hardware. In contrast, we address the much more difficult setting of using only more common RGB data, as will be addressed in the next paragraph.

RGB-Based Methods. Due to the ubiquity of RGB cameras, research on 3D hand pose estimation has shifted towards monocular RGB methods. Earlier approaches [Simon et al. 2017] estimate 2D hand pose from a single RGB image but require multi-view RGB for 3D pose. More recent methods are able to estimate normalized 3D pose [Cai et al. 2018; Spurr et al. 2018; Yang et al. 2019; Zimmermann and Brox 2017] or even global 3D pose with respect to the camera [Iqbal et al. 2018; Mueller et al. 2018; Panteleris et al. 2018].

The approach by Ge et al. [2019] estimates a full 3D hand mesh directly. With the increasing popularity of the MANO hand model [Romero et al. 2017] several methods that regress both shape and pose parameters have been proposed [Baek et al. 2019; Boukhayma et al. 2019; Zhang et al. 2019]. Zimmermann et al. [2019] recently built an extensive dataset of RGB images with fitted MANO models. However, all the aforementioned monocular-RGB methods only work for a single isolated hand.

Alternatively, a few existing methods track the full 3D body from RGB-only input, including the two articulated hands, by fitting a parametric human model [Pavlakos et al. 2019; Xiang et al. 2019]. Despite the impressive results, they often fail in close hand-to-hand interaction since they have not been explicitly designed for this setting. Two-hand tracking has also been attempted by performing per-hand tracking based on tight crops around each hand, e.g., by Panteleris et al. [2018]. Similarly to the full body methods, this strategy performs poorly in close two-hand interaction. There are few methods [Hasson et al. 2019; Tekin et al. 2019] that jointly reconstruct the pose of a single hand and a manipulated object, but to the best of our knowledge there is no method that reconstructs very close two-hand interactions from monocular RGB images.

In this work we fill this gap and propose the first method to jointly estimate global 3D hand pose and shape of two strongly interacting hands from monocular RGB video. In addition, our approach runs in real time and resolves collisions for fast and physically accurate results.

3 OVERVIEW

We present an overview of our approach in Figure 2. Given a monocular RGB image that depicts a two-hand interaction scenario, our goal is to recover the global 3D pose and 3D surface geometry by fitting a parametric hand model to both hands in the input image, as described in Sec. 4. Such a model-fitting task requires information extracted from the input image to be used as a fitting target, which however represents a major challenge when using monocular RGB data only. Previous methods that rely on depth data [Mueller et al. 2019; Taylor et al. 2017] are implicitly provided with a much richer input (*i.e.*, global depth), which is the fundamental ingredient for an accurate 3D pose and shape fit. Per-pixel estimation of correct 3D hand depth from a single RGB image is very challenging.

Note that, in particular in the two-hand case, inconsistent depth estimates per hand would lead to incorrectly captured interactions in 3D. Thus, the method and the scene representation need to be able to handle these ambiguities well. Therefore, in Sec. 5, we design an alternative representation of dense 3D geometry information, tailored for a two-hand scenario, which is amenable to be directly extracted from RGB images based on a machine learning pipeline. This is in contrast to existing representations which are limited to sparse (*i.e.*, per-hand and/or per-joint) information and cannot be extended to dense geometry in a scalable way, such as joint heatmaps [Mueller et al. 2018; Panteleris et al. 2018; Zimmermann and Brox 2017] or part orientation fields [Xiang et al. 2019]. To this end, we opt to regress inter-hand distance and intra-hand depth maps, in combination with robust 2D keypoints. This design choice explicitly provides sufficient information to resolve depth ambiguities in our

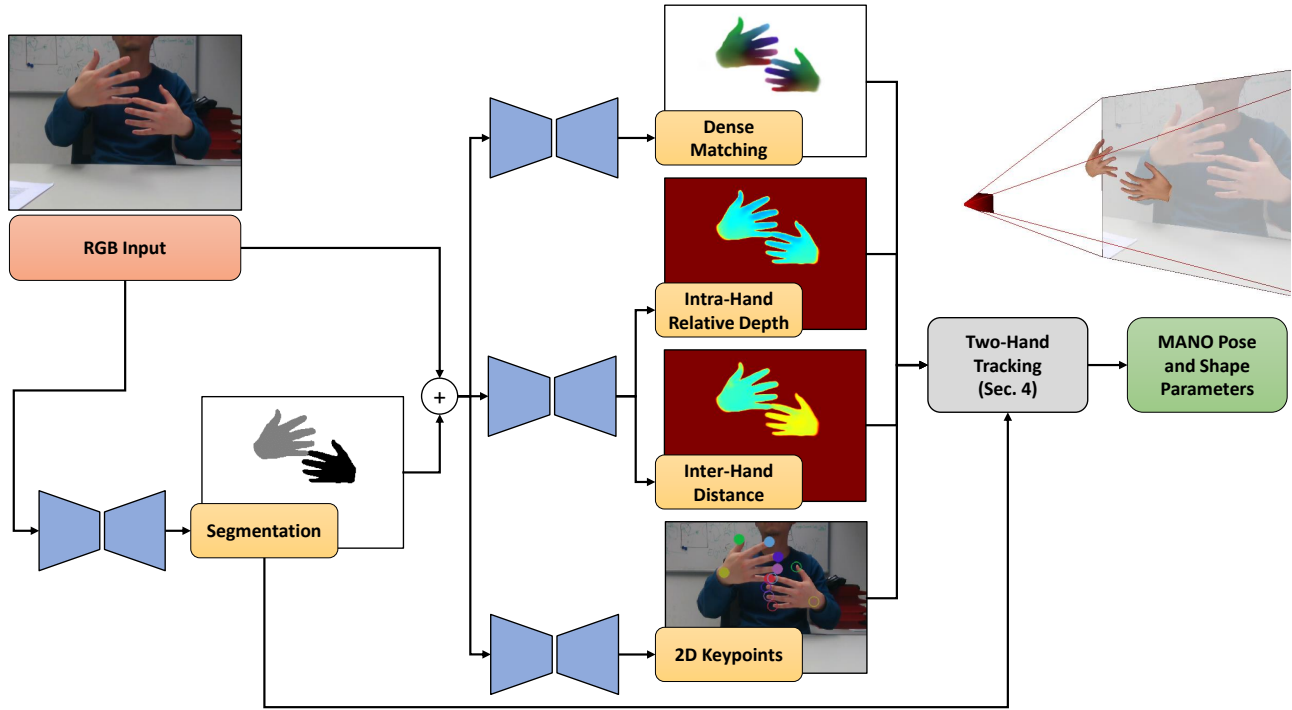


Fig. 2. Illustration of our RGB2Hands approach. The RGB input image is processed by neural predictors that estimate segmentation, dense matching, intra-hand relative depth, inter-hand distances, as well as 2D keypoints. This is then used within our two-hand tracking energy minimization framework. The output are pose and shape parameters of the 3D MANO model [Romero et al. 2017] of both hands, which directly give rise to a bimanual 3D reconstruction.

model-fitting step. Furthermore, we also regress dense per-pixel surface matchings to the parametric hand model directly from input images. This step is designed to be robust against the significant skin tone and illumination variability in RGB images.

Finally, we describe the training data that we used to train our machine learning components in Sec. 6, where we also introduce a novel methodology to generate photorealistic and physically accurate synthetic data of sequences with interacting hand motions. To this end, we employ a motion capture-driven physics-based simulation to generate physically-correct sequences of hands with varying identities (skin tone and shape).

4 TWO-HAND TRACKING FRAMEWORK

Our hand representation builds on the parametric surface hand model MANO proposed by Romero et al. [2017], which we summarize below. Subsequently, we will derive our model-based fitting framework.

4.1 Parametric Pose and Shape Model

MANO was built from more than 1,000 scans of 30 subjects performing a large variety of poses, and consequently the model is capable of reproducing hand shape variability and surface deformations of articulated hands with high detail. Specifically, for a single hand, MANO outputs a set of 3D vertex positions \mathcal{X} of an articulated 3D

hand mesh, *i.e.*,

$$\mathcal{X}(\boldsymbol{\beta}, \boldsymbol{\theta}) = W(T(\boldsymbol{\beta}, \boldsymbol{\theta}), J(\boldsymbol{\beta}), \mathbf{W}), \quad (1)$$

where $\boldsymbol{\beta} \in \mathbb{R}^{10}$ and $\boldsymbol{\theta} \in \mathbb{R}^{51}$ are the shape and pose parameters with the latter consisting of 45 articulation parameters and 6 global rotation and translation parameters. $T(\cdot)$ is a parametric hand template in rest pose with pose-dependent corrections to reduce skinning artifacts, $J(\cdot)$ computes the 3D position of the hand joints, and \mathbf{W} is a matrix of rigging weights used by the skinning function W (based on linear blend skinning). See [Romero et al. 2017] for further details.

As we are targeting a two-hand scenario, we use two sets of shape and pose parameters $(\boldsymbol{\beta}_h, \boldsymbol{\theta}_h)$, $h \in \{\text{left}, \text{right}\}$, for the left and right hand respectively. To simplify the notation, we stack the parameters of both hands as $\boldsymbol{\beta} = (\boldsymbol{\beta}_{\text{left}}, \boldsymbol{\beta}_{\text{right}}) \in \mathbb{R}^{20}$ and $\boldsymbol{\theta} = (\boldsymbol{\theta}_{\text{left}}, \boldsymbol{\theta}_{\text{right}}) \in \mathbb{R}^{102}$, and define the unique set of vertices $\mathcal{X} = (\mathcal{X}_{\text{left}}, \mathcal{X}_{\text{right}})$, where we may omit the dependence of \mathcal{X} on $\boldsymbol{\beta}$ and $\boldsymbol{\theta}$ for brevity.

4.2 Overview of Model-Based Fitting Formulation

In order to track two interacting hands in an image sequence we use the parametric MANO model within an energy minimization framework. To this end we introduce the fitting energy $f(\boldsymbol{\beta}, \boldsymbol{\theta})$ as

$$f(\boldsymbol{\beta}, \boldsymbol{\theta}) = \Phi(\boldsymbol{\beta}, \boldsymbol{\theta}) + \Omega(\boldsymbol{\beta}, \boldsymbol{\theta}), \quad (2)$$

where $\Phi(\cdot)$ is the image fitting term that accounts for fitting the model to the observed RGB image, and $\Omega(\cdot)$ is the regularizer that

has the purpose of obtaining a plausible and well-behaved tracking result. By minimizing the fitting energy f we jointly estimate the pose and shape parameters $\theta \in \mathbb{R}^{102}$, $\beta \in \mathbb{R}^{20}$ (of both hands) for each frame of the image sequence.

4.3 Image-fitting Term

Due to the 2D nature of RGB images and the so-resulting depth ambiguities, as well as the additional level of difficulty caused by interactions between the left and right hand, our novel image-fitting term Φ is designed carefully in order to allow for a reliable fit of the parametric hand model. In particular it uses specific information that our multi-task CNN (see Sec. 5) extracts from 2D images that enables us to estimate the correct and coherent 3D pose of both hands in interaction, and minimizes the risk of implausible interaction capture due to ambiguous 3D pose estimates of each individual hand. We propose to combine five components, where we use

- (1) the dense 2D fitting term Φ_{dense} ,
- (2) the silhouette term Φ_{sil} ,
- (3) the 2D keypoint term Φ_{key} ,
- (4) the intra-hand relative depth term Φ_{intra} , and
- (5) the inter-hand distance term Φ_{inter} .

We emphasize that existing methods that are capable of tracking *two hands in interaction* avoid 3D pose ambiguities by heavily relying on depth-based input data that is used in their image-fitting term, which, however severely simplifies the problem. In contrast, our energy terms Φ_{dense} , Φ_{intra} , Φ_{inter} have the purpose of compensating the lack of available depth information and enable 3D consistent two-hand reconstructions by using a strong neural prior that extracts suitable information from RGB images only.

With that, the complete image fitting term that accounts for the model-to-image fitting reads

$$\Phi(\beta, \theta) = \Phi_{\text{dense}} + \Phi_{\text{sil}} + \Phi_{\text{key}} + \Phi_{\text{intra}} + \Phi_{\text{inter}}, \quad (3)$$

where we have omitted the explicit dependence on (β, θ) of the individual terms for the sake of readability.

We assume known camera intrinsics and define $\Pi : \mathbb{R}^3 \rightarrow \Gamma$ to be the projection from camera space onto the image plane. When this is not available, plausible intrinsics can be provided to obtain results accurate up to a scale.

One crucial part for defining the image fitting term is the *dense matching map* $\psi : \mathcal{X} \rightarrow \Gamma$, which predicts for each vertex $x \in \mathcal{X}$ the corresponding pixel position $(u, v) \in \Gamma$ in the input image. For the time being we will assume that ψ is known, and later in Sec. 5 we will explain how we obtain it. In the following, when we sum over vertices in the set \mathcal{X} , we only consider those vertices that are visible, where a vertex x is considered to be visible whenever $\psi(x) \neq \emptyset$.

We will now explain the individual components in depth.

Dense 2D Fitting: Since an RGB image does not contain explicit 3D information, the actual depth of a model vertex is unknown. Hence, we penalize the 2D image-plane distance between a projected visible vertex $\Pi(x)$ and its corresponding pixel $\psi(x)$. We define the dense 2D fitting term as

$$\Phi_{\text{dense}}(\beta, \theta) = \lambda_d \sum_{x \in \mathcal{X}} \|\Pi(x) - \psi(x)\|_2^2, \quad (4)$$

where λ_d is the relative weight of this term.

Silhouettes: Since the dense matching map might not be perfectly precise for neighboring vertices and pixels, we introduce an occlusion-aware silhouette term to improve the projection error of the estimated hand models in the input image. Similar to previous work [Habermann et al. 2019], we define a set of *boundary vertices* \mathcal{X}_b and penalize their distance from the silhouette edges in the input image. We determine the set of boundary vertices based on the current pose and shape estimate in every iteration of the optimization. We choose all hand model vertices that lie close to model-to-background edges in the projected view. To efficiently represent the distance to the silhouette edges without explicit correspondences, a Euclidean distance transform representation is used. Since we need to distinguish the right and left hand, we create two distance transform images DT_{right} and DT_{left} , one for each hand respectively. To this end, we make use of the predicted segmentation mask \mathcal{S} (see Section 5.1) to extract silhouette edges per hand. Since we specifically target close two-hand interactions, the segmentation mask does not only contain silhouette edges but also occlusion boundaries (*i.e.*, hand-hand boundaries). Without proper handling, vertices that are occluded by the other hand would be drawn towards the occlusion boundary, which in turn would encourage shrinking of the occluded hand. Thus, we set the distance transform image for each hand to 0 at all pixels that are predicted to belong to the other hand (see Fig. 3). With that, boundary vertices that project onto the other hand in the input image are not pulled towards the occlusion boundary, which would produce an undesirable distortion effect, leading to a grasping pose, everytime a hand is occluded. Mathematically, our occlusion-aware silhouette term is formulated as

$$\Phi_{\text{sil}}(\beta, \theta) = \lambda_{\text{sil}} \sum_{x_b \in \mathcal{X}_b} \left(DT_{h(x_b)}(\Pi(x_b)) \right)^2, \quad (5)$$

where $h(x_b)$ gives the handedness of boundary vertex x_b . Note that we use an additional normal-based weight for each summand as introduced by Habermann et al. [2019]. Please refer to this paper for further details.

2D keypoints: Since the dense 2D fitting only constrains visible parts of the hand model, we add an occlusion-robust 2D keypoint term. We penalize the discrepancy between corresponding keypoint predictions on the RGB image and the hand model projected to the image plane. Our keypoint detection is designed to also be available under occlusion, increasing the robustness to strong occlusions that frequently occur in the two-hand scenario. For each hand we use the center of the wrist and the 5 fingertip positions as keypoints, leading to a total number of 12 keypoints across both hands. We use $x_j \in \mathbb{R}^3$ to denote the 3D position of the j -th keypoint of the hand model. Similarly, by $Q_{\text{key}}(j) \in \Gamma$ we denote the pixel position of the j -th keypoint in the image, which is obtained based on the keypoint predictor Q_{key} that we will define in Sec. 5. Let \mathcal{J} be the set of *detected* keypoints, which may have less than 12 elements whenever some keypoints do not meet the confidence threshold

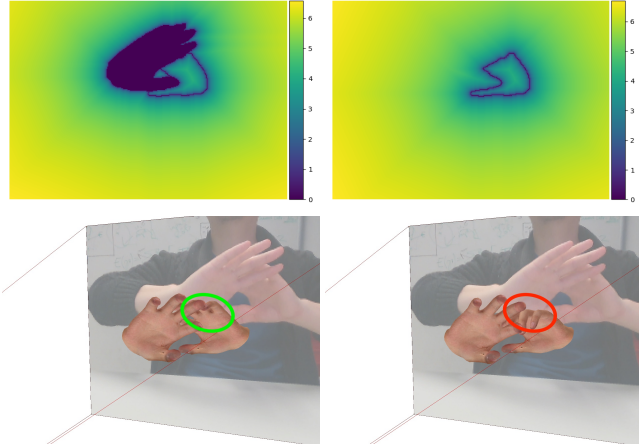


Fig. 3. Visualization of $\log(DT_{\text{left}} + 1)$ with (top left) and without (top right) occlusion handling. The reconstructed hand without occlusion handling (bottom right) incorrectly articulates to explain an occlusion boundary, while our proposed method (bottom left) correctly handles the occlusion.

(see Section 5.1). With that, our 2D keypoint term reads

$$\Phi_{\text{key}}(\boldsymbol{\beta}, \boldsymbol{\theta}) = \lambda_{\text{key}} \sum_{j \in \mathcal{J}} \|\Pi(\mathbf{x}_j) - \mathbf{Q}_{\text{key}}(j)\|_2^2. \quad (6)$$

Intra-hand relative depth: In order to address depth ambiguities within estimated 3D pose and shape of each individual hand (cf. the Bas-Relief Ambiguity [Belhumeur et al. 1999]), we introduce the *intra-hand relative depth term* that penalizes the differences between per-hand root-relative depth values of the 3D hand model and per-hand relative depth predictions obtained from the RGB image. To this end, we compare the estimated distance along the camera direction (which we refer to as *z-direction*) from the hand root joint in the model to an analogous output of a machine learning predictor (Sec. 5) that serves as relative depth prior conditioned on the RGB image. Let the function $\text{root}(\mathbf{x})$ compute the 3D position of the root joint of the hand to which the vertex \mathbf{x} belongs to, and let $(\cdot)_z$ denote the extraction of the z-component of a 3D vector. Moreover, by $\mathbf{Q}_{\text{intra}}(u, v)$ we denote the relative depth that was predicted by a neural network in the image at the pixel (u, v) . With that, we define the intra-hand relative depth term Φ_{intra} as

$$\Phi_{\text{intra}}(\boldsymbol{\beta}, \boldsymbol{\theta}) = \lambda_{\text{intra}} \sum_{\mathbf{x} \in \mathcal{X}} (\mathbf{Q}_{\text{intra}}(\psi(\mathbf{x})) - (\mathbf{x}_z - \text{root}(\mathbf{x})_z))^2. \quad (7)$$

Inter-hand distance: In addition to the intra-hand relative depth, we also take the *inter-hand distance* into account, where we compare the estimated distance between the root of both hands to the output of a trained learning system predicting the same conditioned on the RGB image. Note that this term is crucial to obtain correct relative placement of the two hands in 3D from monocular RGB data. Let $\text{root}_h, h \in \{\text{left}, \text{right}\}$ be the 3D position of the root joint of a hand and let q_{inter} denote the relative distance of the left hand from the right hand as predicted by a neural network. With that, we define

the inter-hand distance term as

$$\Phi_{\text{inter}}(\boldsymbol{\beta}, \boldsymbol{\theta}) = \lambda_{\text{inter}} \left((\text{root}_{\text{left}})_z - (\text{root}_{\text{right}})_z - q_{\text{inter}} \right)^2. \quad (8)$$

4.4 Hand Model and Tracking Regularization

In order to enable a plausible and realistic tracking, we define a regularizer $\Omega(\boldsymbol{\beta}, \boldsymbol{\theta})$ that combines different terms to account for an appropriate regularization of the parametric hand model:

$$\Omega(\boldsymbol{\beta}, \boldsymbol{\theta}) = \Omega_0(\boldsymbol{\beta}, \boldsymbol{\theta}) + \Omega_{\text{overlap}}(\boldsymbol{\beta}, \boldsymbol{\theta}) + \Omega_{\text{scale}}(\boldsymbol{\beta}). \quad (9)$$

Below we first summarize the *structural regularizers* Ω_0 and Ω_{overlap} , which are a well-established terms in hand tracking and reconstruction settings. We refer the interested reader to previous works for a more detailed description, such as [Mueller et al. 2019; Romero et al. 2017; Tagliasacchi et al. 2015; Tan et al. 2016]. Subsequently, we introduce the new (optional) *hand scale prior* Ω_{scale} , which we designed in order to address the scale ambiguity that arises specifically when performing 3D reconstruction in monocular RGB data. If this prior is provided, our method is able to obtain *metric* 3D pose and shape reconstruction results.

Structural Regularization: We impose Tikhonov regularization upon the shape parameter $\boldsymbol{\beta}$, which accounts for it following a multivariate standard normal distribution. Similarly, we use a thresholded version thereof for the pose parameter $\boldsymbol{\theta}$, so that poses close to the mean pose are not penalized. Furthermore, we impose a temporal regularization that penalizes the difference between the parameters at the current and the previous frame. Moreover, in order to ensure that the shapes of the left and right hand are similar, we penalize discrepancies between the hand shapes. We write these structural regularizers in terms of the squared ℓ_2 -norm summarily as

$$\Omega_0(\boldsymbol{\beta}, \boldsymbol{\theta}) = \left\| \begin{bmatrix} \lambda_{\beta} \boldsymbol{\beta} \\ \lambda_{\theta} \mathbf{1}_{>t_{\theta}}(\boldsymbol{\theta}) \\ \lambda_{\tau}(\boldsymbol{\beta}' - \boldsymbol{\beta}) \\ \lambda_{\tau}(\boldsymbol{\theta}' - \boldsymbol{\theta}) \\ \lambda_{\text{sym}}(\boldsymbol{\beta}_{\text{left}} - \boldsymbol{\beta}_{\text{right}}) \end{bmatrix} \right\|_2^2, \quad (10)$$

where $\mathbf{1}_{>t_{\theta}}(\boldsymbol{\theta})$ is a function yielding $\boldsymbol{\theta}$ if $\|\boldsymbol{\theta}\|_2 > t_{\theta}$, and $\mathbf{0}$ otherwise. The variables $\boldsymbol{\beta}'$ and $\boldsymbol{\theta}'$ denote the shape and pose parameters from the previous frame, and λ_{\bullet} are the respective weights.

For avoiding collisions between the two hands, as well as within each hand, we penalize mesh overlaps as approximated with 3D Gaussians that are attached to the parametric hand model. The position and size of the Gaussians change according to the shape and pose parameters $(\boldsymbol{\beta}, \boldsymbol{\theta})$ [Mueller et al. 2019]. For $\mathcal{N}_i(\mathbf{z}|\boldsymbol{\beta}, \boldsymbol{\theta})$ denoting the i -th 3D Gaussian evaluated at the position $\mathbf{z} \in \mathbb{R}^3$, we compute the overlap between all pairs (i, j) of Gaussians as

$$\Omega_{\text{overlap}}(\boldsymbol{\beta}, \boldsymbol{\theta}) = \lambda_{\mathcal{N}} \sum_{i,j} \left(\int_{\mathbb{R}^3} \mathcal{N}_i(\mathbf{z}|\boldsymbol{\beta}, \boldsymbol{\theta}) \cdot \mathcal{N}_j(\mathbf{z}|\boldsymbol{\beta}, \boldsymbol{\theta}) d\mathbf{z} \right)^2. \quad (11)$$

Hand Scale Prior: Since reconstruction from monocular RGB data is inherently ambiguous up to a single scalar factor, we give the option to provide a single metric measurement of the user's hand in order to produce metric results. We choose this measurement to be the length of the palm, defined as the distance between the middle finger metacarpophalangeal joint (MCP) and the wrist. If the user does not provide this measurement, we assume the palm length

is given by the mean shape of the MANO model, i.e., for $\beta = \mathbf{0}$. We formulate the hand scale prior to penalize deviations from the pre-defined palm length α as

$$\Omega_{\text{scale}}(\beta) = \lambda_s \sum_{h \in \{\text{left}, \text{right}\}} (\text{palmlength}(\beta_h) - \alpha)^2, \quad (12)$$

where the function $\text{palmlength}(\cdot)$ computes the length of the palm of the hand model given a set of shape parameters.

4.5 Numerical Optimization

For the numerical optimization of the fitting energy f in (2) we use a Levenberg-Marquardt (LM) approach. The main idea here is to iteratively update the parameters $\mathbf{v} := (\beta, \theta)$ using the Jacobian matrix J_f of f as

$$\mathbf{v} = \mathbf{v}^{\text{old}} - (J_f^T J_f + \mu \mathbf{I})^{-1} J_f^T f(\mathbf{v}^{\text{old}}), \quad (13)$$

where f is the vector-valued function that stacks all the individual (quadratic) residuals of f , and μ is the LM damping factor. Based on empirical evidence, the LM method is generally known for rapidly decreasing the objective function with very few iterations. Hence, and in order to maintain real-time performance, in addition to efficiently evaluating the Jacobian on the GPU, we terminate the iterative optimization after 10 iterations.

5 DENSE MATCHING AND DEPTH REGRESSION

In order to obtain the predictions that were described in the previous section, including predictions for segmentation, dense matching, intra-hand depth, inter-hand distance and 2D keypoints, we feed the RGB input image to a fully-convolutional neural network. This enables us to work on entire images without requiring a potentially error-prone bounding box estimation for each hand. Since our network is trained using a large training corpus, it successfully learns priors to handle the inherent ambiguities in monocular RGB data. In the following, we describe our network, including the outputs, losses, and the architecture, in more detail.

5.1 Network Outputs

Our network architecture comprises two stages. In the first stage our network performs per-pixel segmentation into left hand, right hand, and background pixels. Then, we branch into multiple subnetworks to regress dense matching, 2D keypoints, intra-hand relative depth, and inter-hand distance (the latter two using a shared multi-task subnetwork). The input for the second stage are both the original RGB input image, as well as the segmentation masks predicted in the first stage. Fig. 4 shows all outputs predicted from test images.

Segmentation. Let the image have height h and width w . Given only the RGB input image, the first-stage segmentation network predicts class-probability maps $\mathcal{S}' \in [0, 1]^{h \times w \times 3}$ for the three classes LEFT, RIGHT, and BG. We convert the probability maps to a segmentation mask $\mathcal{S} \in \{\text{LEFT}, \text{RIGHT}, \text{BG}\}^{h \times w}$ by assigning the most probable class to each pixel.

Dense Matching. The dense matching subnetwork regresses a dense matching image $\mathcal{M} \in \mathbb{R}^{h \times w \times k}$, where k is the number of features. Each pixel $\gamma = (u, v) \in \Gamma$ contains the feature vector

$\mathcal{M}(\gamma) \in \mathbb{R}^k$ that uniquely determines the surface point of the 3D hand model which is visible at this pixel. We call the mapping from the feature vector to the 3D model surface *dense matching encoding*. Note that the dense matching encoding is the same for the left and right hand, where we make use of the segmentation mask \mathcal{S} for disambiguation. We use the same encoding as [Mueller et al. 2019] to embed the hand surface to a 3D feature space for our dense matching map. This is done using the method of [Bronstein et al. 2006] to approximately preserve geodesic distances in the feature space. We then map the feature space to an HSV color space cylinder which results in each finger being assigned a different hue. We denote the extended feature vector at vertex \mathbf{x} as $\eta'(\mathbf{x}) \in \mathbb{R}^{k+1}$ and define $\eta'(\mathbf{x}) = [\eta(\mathbf{x}), s(\mathbf{x})]$, where $\eta : \mathcal{X} \rightarrow \mathbb{R}^k$ is the original dense matching encoding defined on the mesh. The scalar $s(\mathbf{x})$ yields a different value $\sigma(\text{RIGHT})$ or $\sigma(\text{LEFT})$ that encodes which hand \mathbf{x} belongs to. We can then measure the *matching distance* between 3D hand model vertices \mathbf{x} and pixels γ in the image as

$$\Delta_{\mathcal{M}, \mathcal{S}}(\gamma, \mathbf{x}) = \| [\mathcal{M}(\gamma), \sigma(\mathcal{S}(\gamma))] - \eta'(\mathbf{x}) \|_2. \quad (14)$$

We formulate the dense matching map $\psi : \mathcal{X} \rightarrow \Gamma$ to establish correspondence between model vertices and the RGB image as

$$\psi'(\mathbf{x}) = \arg \min_{\gamma \in \Gamma} \Delta_{\mathcal{M}, \mathcal{S}}(\gamma, \mathbf{x}) \quad (15)$$

$$\psi(\mathbf{x}) = \begin{cases} \psi'(\mathbf{x}), & \text{if } \Delta_{\mathcal{M}, \mathcal{S}}(\psi'(\mathbf{x}), \mathbf{x}) < t_c \\ \emptyset, & \text{otherwise} \end{cases}. \quad (16)$$

If the minimum distance of vertex \mathbf{x} to all pixels is larger than the threshold t_c , this vertex is likely not visible and we set $\psi(\mathbf{x}) = \emptyset$. The calculation of the dense matching map ψ is efficiently implemented using parallel reduction in CUDA. The dense matching encoding $\eta(\cdot)$ is defined analogously to the approach by Mueller et al. [2019] with $k = 3$.

Furthermore, we set $\sigma(\text{LEFT}) = 0.0$ and $\sigma(\text{RIGHT}) = 0.5$.

Intra-Hand Relative Depth. The network further learns to predict an intra-hand relative depth map $\mathcal{D}_{\text{intra}} \in \mathbb{R}^{h \times w}$. For each hand pixel, it contains the estimated depth difference of this hand point to the root of the respective hand. Note that $\mathcal{D}_{\text{intra}}$ is scale-normalized due to the inherent ambiguity in RGB images. We multiply it with the palm length α to obtain the *metric* relative depth map $\mathcal{Q}_{\text{intra}}$, which is used for 3D model fitting (cf. Equation 7).

Inter-Hand Distance. Our multi-task CNN also learns to estimate the distance in depth between the two hands. Instead of predicting a single scalar, we predict the distance as image $\mathcal{D}_{\text{inter}} \in \mathbb{R}^{h \times w}$. This allows us to use a fully-convolutional network and thereby enables feature sharing with the intra-hand depth prediction task. Every pixel in $\mathcal{D}_{\text{inter}}$ that belongs to a hand contains the distance of its root joint from the other hand's root (in the case for only a single hand being visible, we assign a constant value to all pixels). Note that each pixel in the output can thus be seen as member of an ensemble. Analogous to the intra-hand relative depth, we also normalize the inter-hand distance with the size of the hand for training. We summarize the ensemble with one relative distance value d_h per hand by calculating the median over all pixels that are predicted to belong to the respective hand based on the segmentation




Fig. 4. Visualizaition of network outputs. From left to right: 2D keypoints, segmentation, dense matching map, inter-hand distance, intra-hand relative depth.



Fig. 5. Dense matching encoding of MANO model, front and back.

mask S , i.e.

$$d_h = \operatorname{median}_{y \in \Gamma, S(y)=h} \mathcal{D}_{\text{inter}}(y). \quad (17)$$

We set the robust relative distance $d_{\text{inter}} = \operatorname{mean}(d_{\text{left}}, -d_{\text{right}})$. When the two hands are close, d_{left} and d_{right} can be degenerate and have the same sign. In this case, d_{inter} is set to 0. For the model fitting, we can then define the *metric* absolute distance $q_{\text{inter}} := \alpha \cdot d_{\text{inter}}$ (cf. Equation 8).

2D Keypoints. Let $\mathcal{J}_{\text{total}}$ be the set of all 12 keypoints, namely the fingertips and wrist of each of the two hands. We formulate the 2D keypoint estimation as heatmap regression task. The network outputs heatmaps $\mathcal{H} \in \mathbb{R}^{h \times w \times |\mathcal{J}_{\text{total}}|}$, a one-channel image for each of the keypoints. Each ground-truth heatmap contains a Gaussian

with radius $0.07 \cdot r_c$, where r_c is the edge length of the larger edge of a tight hand crop, scaled to have maximum value 1, centered at the 2D keypoint position. Note that the ground truth is also provided for occluded keypoints which enables the network at test time to predict keypoint locations under strong occlusions which are common for two-hand interactions. We extract the maximum location of each predicted heatmap as

$$y_j^{\max} = \arg \max_{y \in \Gamma} \mathcal{H}(y, j). \quad (18)$$

We use a threshold t_h to filter out low-confidence estimates and obtain the 2D keypoint location as

$$Q_{\text{key}}(j) = \begin{cases} y_j^{\max}, & \text{if } \mathcal{H}(y_j^{\max}, j) > t_h \\ \emptyset, & \text{otherwise} \end{cases}. \quad (19)$$

5.2 Network Architecture and Training

Our network consists of several subnetworks as shown in Figure 2. Each subnetwork is a U-Net [Ronneberger et al. 2015] with 4 layers for down-sampling and 4 layers for up-sampling, resulting in a bottleneck resolution of $\frac{h}{16} \times \frac{w}{16}$. We use skip connections between layers of the same resolution in the down- and up-sampling stream to better preserve local information. We employ instance normalization instead of batch normalization at every layer as proposed by Ulyanov et al. [2016].

We use the softmax cross-entropy loss for the segmentation prediction and ℓ_2 -losses for all other outputs. For real data, we use a loss mask to disable the losses for holes in the annotations, which are present due to the projection between the depth and color channel. Appendix A describes the annotation transfer from the depth to the color image. We train the whole network end-to-end for 400k iterations using Adam with a learning rate of 0.001 and a beta of 0.9. We perform data augmentations on-the-fly to further increase the diversity of our training set (see Appendix B).

6 TRAINING DATA

For training our regressor in a supervised manner, for a given RGB image containing two potentially interacting hands, we ideally require a ground-truth relative depth map $\mathcal{D}_{\text{intra}}^{\text{GT}}$, the relative inter-hand distance map $\mathcal{D}_{\text{inter}}^{\text{GT}}$, a dense matching image \mathcal{M}^{GT} , and 2D joint position heatmaps \mathcal{H}^{GT} . Existing datasets like the *Rendered Hands Dataset (RHD)* [Zimmermann and Brox 2017] or *Panoptic* [Joo et al. 2017] only provide a subset of the required annotations (see Table 1) and, in particular, do not have dense matching annotations. The former does also not show realistic and physically plausible close two-hand interactions, an important requirement for our setting. The recent *FreiHand* dataset [Zimmermann et al. 2019] provides crops of single hands with annotated MANO fits, sometimes even with objects, but no two-hand frames. Generating synthetic interacting hands images from these would require compositing and would lead to unrealistic interaction. Therefore, since manual annotation of the labels we require is impossible, we propose a new set of strategies to obtain annotations for both real and synthetic images. We add the existing datasets *RHD* and *Panoptic* to our own real and synthetic datasets to increase data diversity and hence improve generalization. Table 1 presents a summary of the different datasets used for training, and gives details about the ground-truth annotations available in each of them. In the following, we describe the procedure for creating our own synthetic and real datasets. Furthermore, in Sec. 7.2 we present an ablation study that demonstrates how our real data (with slightly noisy annotations) helps bridge the real-synthetic domain gap, and the perfectly annotated synthetic data mitigates influence of noise.

Real Data. We leverage the state-of-the-art depth-based two hand tracker of Mueller et al. [2019] to track sequences of two hands in interaction with an RGB-D sensor that captures synchronized color and depth images. We record in front of a green screen to enable background augmentation as post-processing. Mueller’s approach outputs MANO [Romero et al. 2017] per-frame shape β and pose θ parameters, which, in combination with the extrinsic parameters of the RGB and depth sensors of the camera, allows us to reproject the surface of the tracked hand to the RGB image. For details on the reprojection see Appendix A. Subsequently, we are able to compute relative depth maps $\mathcal{D}_{\text{intra}}^{\text{GT}}$, inter-hand relative distance maps $\mathcal{D}_{\text{inter}}^{\text{GT}}$, and dense matching images \mathcal{M}^{GT} from the real RGB image. Additionally, we use 2D keypoint positions from [Joo et al. 2017] to construct heatmaps \mathcal{H}^{GT} for supervision. Since tracking a single hand is usually more robust and accurate than tracking two interacting hands, we also include single-hand sequences in our data. We

Table 1. Available annotations in existing hand tracking datasets and ours.

	Segmentation	Dense Corrs.	Intra-Hand	Inter-Hand	2D Keypoints
Our (Synth)	✓	✓	✓	✓	✓
Our (Real)	✓	✓	✓	✓	✓
RHD [Zimmermann and Brox 2017]	✓	✗	✓	✓	✓
Panoptic [Joo et al. 2017]	✗	✗	✗	✗	✓

then employ depth-based compositing to obtain images depicting two hands, see Appendix B. Note that we manually cleaned bad tracking results and 2D keypoint predictions by visual inspection to ensure reasonable quality in our real data annotations.

Synthetic Data. The above-described approach to annotate real data is not perfect. In some poses the depth-based tracker may exhibit tracking errors. Also, the RGB-D camera has separate depth and RGB optics which are apart by a small baseline. The resulting parallax leads to some occlusion-disocclusion-related holes in the annotations when reprojecting them from the depth channel to the color channel. This makes our real data not sufficiently accurate and unable to produce annotations for highly-challenging poses. We address this issue by complementing our real dataset by synthetically generating images with their corresponding annotations. To this end, and similar in spirit to Zhao et al. [2013] and Mueller et al. [2019], we employ a motion capture-driven physics-based simulation to generate physically-correct hand sequences (e.g., without self-collisions, with accurate inter-hand contact, and with a soft-skin layer) where two hands realistically interact in a large variety of poses. To increase the realism and variety of simulated hand sequences, and in contrast to existing approaches that use a hand template of fixed shape and appearance in the simulation framework, we extend the surface-based parametric model of MANO to a volumetric representation that is subsequently fed into the simulation [Verschoor et al. 2018]. This allows us to synthesize complex hand motions driven by a motion capture sequence, including 2D keypoint positions and heatmaps \mathcal{H}^{GT} , dense correspondence images \mathcal{C}^{GT} , relative depth maps $\mathcal{D}_{\text{intra}}^{\text{GT}}$, and relative inter-hand distance maps $\mathcal{D}_{\text{inter}}^{\text{GT}}$, with varying subject identities. We can therefore generate data with varying hand shapes.

Additionally, we further extended the MANO model with photo-realistic appearances by a standard texture mapping approach. Hand textures were generated by reprojecting multi-camera imagery into a still hand image to which the MANO model was fitted. In practice, we generate 10 different hand textures, which include a variety of actors of different ethnicities, genders, and hand shapes. The ability to render physically plausible two-hand interactions for various hand shapes and appearances enables our approach to generalize better to real world scene diversity.

7 EXPERIMENTS

In this section we experimentally evaluate our proposed RGB two-hand tracking approach in order to demonstrate its merits. We first

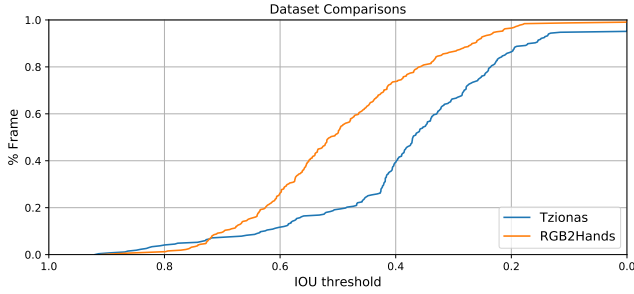


Fig. 6. The two-hand TZIONAS dataset has significantly fewer frames with strongly interacting and overlapping hands compared to our RGB2HANDS dataset. We plot the percentage of frames (y-axis) where the overlap (in terms of the *intersection over union*, IOU) of the left and right hand bounding box is greater than a certain threshold (x-axis).

introduce the datasets and metrics used in our evaluation. Subsequently, we conduct an ablation study that evidences the importance of the individual components. Afterwards, we compare our method quantitatively and qualitatively to other related works. Moreover, we present additional qualitative two-hand tracking results. We refer the reader to our supplementary video for animated results.

7.1 Datasets and Metrics

Although the dataset by Tzionas et al. [2016] is commonly used to evaluate two-hand tracking methods, we have found that it is not well-suited for evaluating two-hand tracking methods with *strong interactions*. This is because in their dataset only very few frames actually exhibit close two-hand interactions. For a more comprehensive evaluation of challenging interaction settings, we therefore introduce a new benchmark dataset, RGB2HANDS, which exhibits stronger interactions and more overlap between the left and right hand. In Fig. 6, we illustrate that our RGB2HANDS dataset contains more frames with stronger hand-hand interactions compared to the dataset by Tzionas et al. [2016], which we measure in terms of the overlap of the bounding box from the left and right hand.

In the following, we present details of both datasets as well as the evaluation metrics.

TZIONAS Dataset. The TZIONAS dataset contains 7 two-hand sequences with a total number of 1,307 RGB-D frames. 2D annotations on the depth image are provided every 5th frame for the 14 interior joints of each hand when visible. The camera calibration can be used to obtain 3D annotations by backprojection.

RGB2HANDS Dataset. Our new dataset RGB2HANDS has a total of 1,724 frames which are divided into 4 sequences, where each sequence contains between 316 and 572 frames. To enable 3D evaluation, we recorded synchronized depth data. Using the depth camera calibration, 3D annotations can be obtained for the visible keypoints by backprojection. For quantitative comparisons, out of the 4 sequences, at least every 5th frame was annotated starting from the beginning of the interaction, resulting in a total of 319 annotated frames. The annotation was performed manually, where annotators were asked to identify the 14 interior joints of each hand as done for

previous datasets [Tzionas et al. 2016]. If the location of an occluded joint could be inferred with high confidence, annotators marked this location while also flagging the occlusion to signify that depth cannot be recovered for 3D evaluation. If no reliable guess was possible, this joint was not annotated. Note that this is an advantage over the TZIONAS dataset where only visible joints are annotated.

Metrics. For our quantitative comparisons in 2D and 3D we use two metrics to compare the errors between the annotated ground-truth keypoints and corresponding estimates obtained by our (or other) methods. First, we use the mean per-keypoint error in pixels for 2D or in millimeters for 3D. Second, to enable a more fine-grained analysis, we also employ the *Percentage of Correct Keypoints (PCK)* metric in 2D and 3D. A keypoint estimate is counted as correct if its distance from the ground truth is less than t_{PCK} . By varying the threshold t_{PCK} on the horizontal axis, and showing the respective value on the vertical axis, a PCK curve is plotted. To address the inherent depth-scale ambiguity of RGB images in the 3D evaluation, the estimated keypoints were aligned to the ground truth using Procrustes analysis without rotation. Note that the alignment is performed for both hands jointly, i.e. a single translation and scale value is estimated for both. Hence, our aligned 3D error still captures the quality of the relative hand placement in 3D.

7.2 Ablation Study

For our ablation experiments we consider different settings, which we evaluate based on our RGB2HANDS dataset. To be more specific, we analyze the effects of

- (i) the individual terms in our fitting energy f in (2),
- (ii) the importance of using our real and our synthetic dataset.

Fitting Energy Terms: In Fig. 7 we show PCK curves across all sequences when leaving out one of the terms in our fitting function, compared to using the whole function in Equation 2. All of the terms improve the 3D error. It is notable that the silhouette term improves the 3D error at the cost of 2D keypoint error. We hypothesize that the energy function without silhouette term has local minima with accurate 2D keypoints, but inaccurate 3D pose, which the silhouette term helps to escape from. Additionally, in Fig. 10 and in the supplementary video we present qualitative results of this ablation study. To this end, we show tracking results with and without individual terms of our optimization problem.

Importance of Our Datasets: Additionally, we have analyzed the behavior of our hand tracker when training our prediction networks either without our real dataset, or without our synthetic dataset, respectively, see Fig. 8. When not using our real dataset, or when omitting our synthetic dataset, the PCK curves drop substantially (see green and orange lines in Fig. 8), compared to using both datasets (blue line).

7.3 Comparison to Other Methods

In this section we perform a comparison of our method to existing depth-based as well as RGB-based methods on the RGB2HANDS and the TZIONAS dataset. Specifically, for depth-based methods, we show comparisons to Tzionas et al. [2016] and Mueller et al. [2019]. For RGB-based methods, since there is no hand tracking system that was

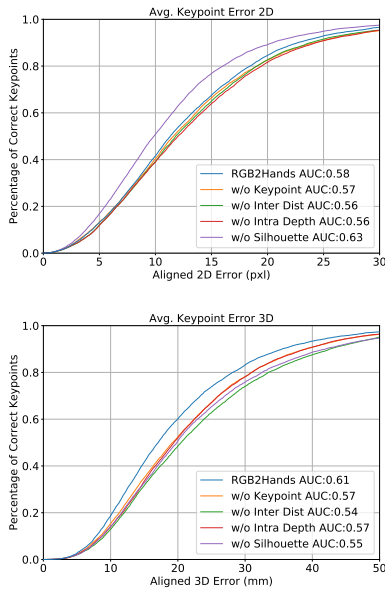


Fig. 7. Energy term ablation study on the RGB2HANDS dataset. All terms except the silhouette term improve the results in 2D and 3D. The silhouette term improves the 3D error at the cost of 2D error. We hypothesize that it reshapes the energy landscape to have fewer local minima with accurate 2D but inaccurate 3D pose.

explicitly designed for such input modality for the scenario of two closely interacting hands, we show comparisons to the single-hand method by Boukhayma et al. [2019]. For a fair comparison, we follow their procedure of cropping the image around the hand based on OpenPose keypoint predictions [Cao et al. 2018; Simon et al. 2017], and subsequently estimate MANO pose and shape parameters, the 2D location in the image, and the weak-perspective scale. We apply this approach for each hand independently, horizontally flipping the left hand images since their method was designed for right hands only. Although OpenPose does not respect a valid 3D hand geometry, and merely obtains 2D keypoint positions, for the sake of completeness we also compare to the plain OpenPose predictions.

Comparison on TZIONAS Dataset. In Table 2 we show quantitative comparisons to Tzionas et al. [2016], Mueller et al. [2019], Boukhayma et al. [2019], and OpenPose. Although in terms of mean error our method performs worse than the depth-based method by Tzionas et al., we emphasize that theirs is an offline method that is about 100 times slower than ours. However, our result is close to the depth-based real-time method by Mueller et al., despite the fact that they use much richer input data that contains 3D information. In comparison to the RGB-only method by Boukhayma et al. [2019], in terms of mean error we achieve results that are on par, while their method is significantly slower and thereby not real-time capable. In contrast to all other methods, the RGB-based OpenPose is trained to regress 2D keypoint locations which exactly matches the evaluated

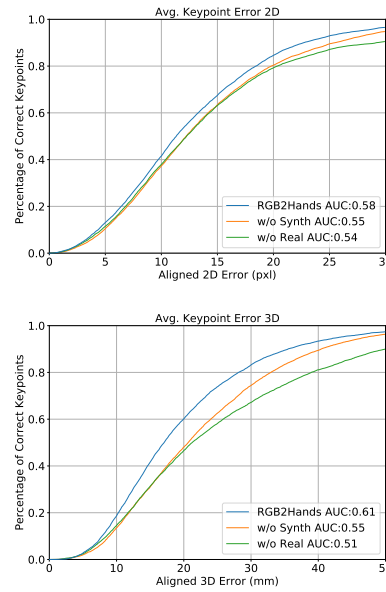


Fig. 8. Training data ablation study on the RGB2HANDS dataset. Training with all datasets (blue line) outperforms version where we leave out the synthetic dataset (orange line), or the real dataset (green line).

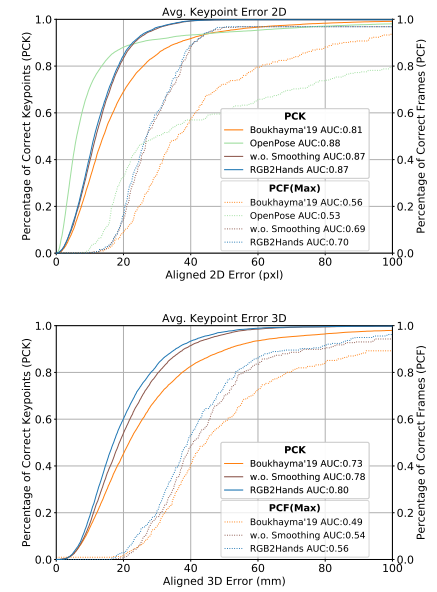


Fig. 9. Quantitative comparison of our method to Boukhayma et al. [2019] and OpenPose on the RGB2HANDS dataset. Our method significantly outperforms the method by Boukhayma et al. Both obtain dense 3D results whereas OpenPose only estimates sparse 2D keypoints and exhibits higher per-frame maximum keypoint error (dotted lines).

metric and hence yields a better result. However, we point out that such 2D predictions generally do not represent plausible hand poses, which we will also highlight in the subsequent comparison using our RGB2HANDS dataset. Contrary to our full-frame method, the other two RGB-only methods require bounding boxes to obtain a hand crop. In consequence, there are 13 frames in the dataset for which no estimates are available due to missing bounding box detection. Our method also outputs global 3D pose and shape (up to a single scale factor) and runs much faster compared to the other RGB-only methods. As shown in Fig. 6, the TZIONAS dataset does not contain many frames with strongly interacting and overlapping hands. This is the main reason why the evaluated crop-based single-hand RGB methods succeed on this dataset. The advantages of our method become more apparent when compared on more challenging interaction scenarios, which we present next.

Comparison on RGB2HANDS Dataset. We created the RGB2HANDS dataset to enable evaluation of more challenging hand interactions than previously seen in other datasets. In Fig. 9 we show quantitative results, where it can be seen that our method (blue line) leads to substantially better PCK curves than the method by Boukhayma et al. [2019] (orange line). Although OpenPose appears to produce good results in terms of the percentage of correct individual keypoints (Fig. 9, solid line), its percentage of correct frames (PCF), where a frame is considered correct if the maximum keypoint error is under a threshold, is substantially lower compared to others (Fig. 9, dotted

Table 2. We compare the mean error and properties of our method to several depth-based and RGB-based hand pose estimation methods on the TZIONAS and the RGB2HANDS datasets. Note that our method performs on par with the depth-based real-time method by Mueller et al. [2019], despite the significantly richer 3D information that the depth-based method uses. The other RGB-only methods require hand crops and hence miss frames due to failed detections. Please note that the mean errors are calculated over all detected keypoints and hence do not include a penalty for missed frames. Furthermore, the other RGB-only methods are slower and thereby not applicable to the real-time tracking settings. We note that OpenPose offers parameters that enable faster processing. Although in this case it is able to run at 13 FPS, it is significantly less reliable and leads to a total of 156 missed frames on RGB2HANDS (opposed to 20 missed frames when running at 2 FPS).

Method	TZIONAS Dataset		RGB2HANDS Dataset			Properties		
	2D Error (pixels)	Missed Frames	2D Error (pixels)	3D Error (mm)	Missed Frames	Input	Output	Runtime (ms/frame)
Tzionas et al. [2016]	5.04	0	-	-	-	Depth	global 3D	4960
Mueller et al. [2019]	10.80	0	-	-	-	Depth	global 3D	33
Boukhayma et al. [2019]	12.91	13	19.31	27.47	20	RGB	weak-persp. 3D	(516) + 16
OpenPose [Cao et al. 2018]	9.68	13	13.32	-	20	RGB	2D keypoints	516
Ours	13.31	0	13.43	20.02	0	RGB	global 3D (up to scale)	47



Fig. 10. Qualitative results for the energy term ablation study.

line). This confirms that OpenPose is often accurate for some of the keypoints in a frame while producing large errors for harder (e.g., occluded) keypoints in the same frame. This in turn is a strong indicator that the predicted 2D hand keypoints do not constitute a plausible hand pose due to the missing 3D model constraint. This can also be seen in Fig. 11, where we show qualitative results. In addition, OpenPose and hence also the method by Boukhayma et al. [2019] fail to detect the hands completely in several frames (see Table 2). Lastly, since competing methods do not perform temporal filtering, we show that our method without temporal smoothing (“w.o. Smoothing” in Fig. 9) still outperforms the competitors.

This evaluation on our RGB2HANDS dataset validates the need for methods that are specifically tailored to handle two strongly interacting hands. Running single-hand methods on crops of the two hands individually cannot jointly reason about the two hands, which is crucial for effectively dealing with close interactions.

Qualitative Comparison to SMPLify-X. In Fig. 13, we compare qualitatively to SMPLify-X [Pavlakos et al. 2019] which fits a full human body model to monocular RGB images. Such methods rely on the estimated body pose to detect the hand and to regularize the hand orientation. As such, our method is more stable when the body is not fully visible. SMPLify-X does not explicitly address overlapping or interacting hands and hence also fails when the hand detection and orientation are correctly estimated.

7.4 Additional Qualitative Results

Next, we demonstrate the global 3D tracking of two interacting hands in various involved settings. The purpose of this section is to demonstrate the generality and the wide scope of hand tracking scenarios and non-trivial two-hand interactions that our method is capable of handling in real time. We also show results on single hand scenes to emphasize that our formulation does not require both hands to be present. The results are shown in Fig. 1, Fig. 12, and Fig. 14 as well as the supplementary video.




Fig. 11. Qualitative comparison of our RGB2Hands approach to Boukhayma et al. [2019] and OpenPose.




Fig. 12. Additional results of our RGB2Hands method.

8 DISCUSSION & FUTURE WORK

Overall we have presented compelling 3D tracking and reconstruction results on challenging sequences of two interacting hands. One important property of our approach is that it directly works on the full input image, rather than explicitly localizing a hand first,

and then using a cropped image for further processing. This is in contrast to existing single-hand methods, both RGB-based and depth-based, which could in principle also be applied to the tracking of two hands (by localizing and processing each hand individually).




Fig. 13. Qualitative comparison to SMPLify-X [Pavlakos et al. 2019]. SMPLify-X fails when not the entire body is visible since it fits a full body model which implicitly regularizes the rigid hand pose (left). However, even when the hand orientation is estimated correctly, it still fails because it does not explicitly consider overlapping and interacting hands. Note that we render only the hand vertices of the full body mesh model estimated by SMPLify-X.




Fig. 14. Results of our RGB2Hands method on single hand scenes.

However, these methods oftentimes fail in the case of heavy hand-hand interactions, since in this case it is not possible to obtain a reliable crop, or the visibility of parts of the other hand lead to errors due to severe self-similarities.

Despite the overall good performance of our method, particularly for close hand-hand interaction settings, there are also some downsides that we aim to address in the future. Currently, our method may not always be able to correctly track very fast hand motions, since in this case motion blur may lead to unreliable predictions of the neural network. One potential way to address this is to also include data with simulated motion blur, so that the neural network is able to deal with such cases. Moreover, it is difficult to find a good trade-off between the MANO pose prior and the other energy terms, so that one has to sacrifice either pose variability or pose plausibility. This is most noticeable for thumb articulations (Fig. 15, left). This could for example be addressed by equipping the MANO model with a kinematic skeleton, and then enforcing explicit joint limit constraints while still using the pose space to capture correlations in joint articulations. Due to inherent depth ambiguity, our method may also have difficulties reconstructing interactions where high precision in relative hand positioning is required; e.g. slotting a ring onto a finger (see Fig. 15, right). For such tasks, additional cues from a depth sensor or a stereo camera might be required. It would be interesting as well to explore the explicit use of the temporal dimension, so that for example hand shape information can be integrated over time, in a similar spirit to bundle adjustment in multi-view reconstruction. Moreover, temporal neural network architectures can be used to obtain temporally smoother predictions and thus further improve temporal tracking consistency. Another open point is optimizing for person-specific hand textures based on a parametric hand texture space.

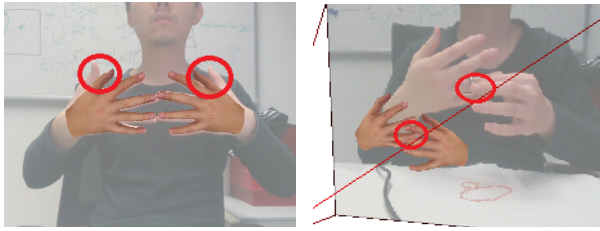


Fig. 15. Example Failure Cases

9 CONCLUSION

We have presented the first approach that is specifically tailored towards tracking and reconstruction of two hands in interaction in global 3D from only RGB images. A major challenge in this setting are depth ambiguities, which we have addressed by combining two strong priors, one in form of a parametric 3D hand model, and the other one in form of a multi-task neural network predictor that is trained based on a large body of real and synthetic training data. For training, we have proposed to combine existing datasets with two datasets that we created specifically for our task. The first one is a real dataset for which (potentially noisy) annotations were obtained based on RGB-D frames. It is complemented by a new synthetic dataset that models physically correct hand interactions while taking hand variability in terms of shape and appearance into account. Moreover, we have introduced a new benchmark dataset, RGB2HANDS, that contains annotated sequences showing significantly stronger interactions between two hands in comparison to previous benchmarks. We demonstrated that our proposed approach outperforms previous RGB-only methods in complex hand-hand interaction settings, both quantitatively and qualitatively, and even performs on par with a state-of-the-art depth-based real-time approach. In summary, we have presented the first real-time approach that captures 3D motion and geometry of difficult two-hand interactions from monocular color video.

ACKNOWLEDGMENTS

The work was supported by the ERC Consolidator Grants 4DRePLY (770784) and TouchDesign (772738) and Spanish Ministry of Science (RTI2018-098694-B-I00 VizLearning).

REFERENCES

- Seungryul Baek, Kwang In Kim, and Tae-Kyun Kim. 2018. Augmented Skeleton Space Transfer for Depth-Based Hand Pose Estimation. In *The IEEE Conference on Computer Vision and Pattern Recognition (CVPR)*.
- Seungryul Baek, Kwang In Kim, and Tae-Kyun Kim. 2019. Pushing the Envelope for RGB-Based Dense 3D Hand Pose Estimation via Neural Rendering. In *The IEEE Conference on Computer Vision and Pattern Recognition (CVPR)*.
- Peter N Belhumeur, David J Kriegman, and Alan L Yuille. 1999. The bas-relief ambiguity. *International journal of computer vision* 35, 1 (1999), 33–44.
- Adnane Boukhayma, Rodrigo de Bem, and Philip H.S. Torr. 2019. 3D Hand Shape and Pose From Images in the Wild. In *The IEEE Conference on Computer Vision and Pattern Recognition (CVPR)*.
- Michael M Bronstein, Alexander M Bronstein, Ron Kimmel, and Irad Yavneh. 2006. Multigrid multidimensional scaling. *Numerical linear algebra with applications* 13, 2-3 (2006), 149–171.
- Yujun Cai, Liuhao Ge, Jianfei Cai, and Junsong Yuan. 2018. Weakly-supervised 3d hand pose estimation from monocular rgb images. In *European Conference on Computer Vision*. Springer, Cham, 1–17.

- Zhe Cao, Gines Hidalgo, Tomas Simon, Shih-En Wei, and Yaser Sheikh. 2018. OpenPose: realtime multi-person 2D pose estimation using Part Affinity Fields. In *arXiv preprint arXiv:1812.08008*.
- Yujin Chen, Zhigang Tu, Liuhao Ge, Dejun Zhang, Ruizhi Chen, and Junsong Yuan. 2019. SO-HandNet: Self-Organizing Network for 3D Hand Pose Estimation With Semi-Supervised Learning. In *The IEEE International Conference on Computer Vision (ICCV)*.
- Liuhao Ge, Yujun Cai, Junwu Weng, and Junsong Yuan. 2018. Hand PointNet: 3D Hand Pose Estimation Using Point Sets. In *The IEEE Conference on Computer Vision and Pattern Recognition (CVPR)*.
- Liuhao Ge, Zhou Ren, Yuncheng Li, Zehao Xue, Yingying Wang, Jianfei Cai, and Junsong Yuan. 2019. 3D Hand Shape and Pose Estimation From a Single RGB Image. In *The IEEE Conference on Computer Vision and Pattern Recognition (CVPR)*.
- Marc Habermann, Weipeng Xu, Michael Zollhöfer, Gerard Pons-Moll, and Christian Theobalt. 2019. LiveCap: Real-Time Human Performance Capture From Monocular Video. *ACM Trans. Graph.* 38, 2, Article 14 (March 2019), 17 pages. <https://doi.org/10.1145/3311970>
- Yana Hasson, Gül Varol, Dimitrios Tzionas, Igor Kalevtykh, Michael J. Black, Ivan Laptev, and Cordelia Schmid. 2019. Learning joint reconstruction of hands and manipulated objects. In *CVPR*.
- Umar Iqbal, Pavlo Molchanov, Thomas Breuel Juergen Gall, and Jan Kautz. 2018. Hand pose estimation via latent 2.5 d heatmap regression. In *Proceedings of the European Conference on Computer Vision (ECCV)*. 118–134.
- Hanbyul Joo, Tomas Simon, Xulong Li, Hao Liu, Lei Tan, Lin Gui, Sean Banerjee, Timothy Scott Godisart, Bart Nabbe, Iain Matthews, Takeo Kanade, Shohel Nobuhara, and Yaser Sheikh. 2017. Panoptic Studio: A Massively Multiview System for Social Interaction Capture. *IEEE Transactions on Pattern Analysis and Machine Intelligence* (2017).
- Nikolaos Kyriazis and Antonis Argyros. 2014. Scalable 3d tracking of multiple interacting objects. In *IEEE Conference on Computer Vision and Pattern Recognition (CVPR)*. 3430–3437.
- Shile Li and Dongheui Lee. 2019. Point-To-Pose Voting Based Hand Pose Estimation Using Residual Permutation Equivariant Layer. In *The IEEE Conference on Computer Vision and Pattern Recognition (CVPR)*.
- Stan Melax, Leonid Keselman, and Sterling Orsten. 2013. Dynamics based 3D skeletal hand tracking. In *Proceedings of Graphics Interface 2013*. Canadian Information Processing Society, 63–70.
- Franziska Mueller, Florian Bernard, Oleksandr Sotnychenko, Dushyant Mehta, Srinath Sridhar, Dan Casas, and Christian Theobalt. 2018. GANerated Hands for Real-Time 3D Hand Tracking from Monocular RGB. In *Proceedings of Computer Vision and Pattern Recognition (CVPR)*. 11. <http://handtracker.mpi-inf.mpg.de/projects/GANeratedHands/>
- Franziska Mueller, Micah Davis, Florian Bernard, Oleksandr Sotnychenko, Micalael Verschoor, Miguel A Otaduy, Dan Casas, and Christian Theobalt. 2019. Real-time pose and shape reconstruction of two interacting hands with a single depth camera. *ACM Transactions on Graphics (Proc. SIGGRAPH)* 38, 4 (2019), 49.
- Franziska Mueller, Dushyant Mehta, Oleksandr Sotnychenko, Srinath Sridhar, Dan Casas, and Christian Theobalt. 2017. Real-time Hand Tracking under Occlusion from an Egocentric RGB-D Sensor. In *International Conference on Computer Vision (ICCV)*.
- Markus Oberweger, Paul Wohlhart, and Vincent Lepetit. 2015. Training a feedback loop for hand pose estimation. In *IEEE International Conference on Computer Vision (ICCV)*. 3316–3324.
- Iasonas Oikonomidis, Nikolaos Kyriazis, and Antonis A Argyros. 2012. Tracking the articulated motion of two strongly interacting hands. In *Computer Vision and Pattern Recognition (CVPR), 2012 IEEE Conference on*. IEEE, 1862–1869.
- Paschalis Panteleris, Nikolaos Kyriazis, and Antonis A Argyros. 2015. 3D Tracking of Human Hands in Interaction with Unknown Objects.. In *BMVC*. 123–1.
- Paschalis Panteleris, Iason Oikonomidis, and Antonis Argyros. 2018. Using a single RGB frame for real time 3D hand pose estimation in the wild. In *2018 IEEE Winter Conference on Applications of Computer Vision (WACV)*. IEEE, 436–445.
- Georgios Pavlakos, Vasileios Choutas, Nima Ghorbani, Timo Bolkart, Ahmed A. A. Osman, Dimitrios Tzionas, and Michael J. Black. 2019. Expressive Body Capture: 3D Hands, Face, and Body from a Single Image. In *Proceedings IEEE Conf. on Computer Vision and Pattern Recognition (CVPR)*.
- Grégory Rogez, Maryam Khademi, JS Supančič III, Jose Maria Martinez Montiel, and Deva Ramanan. 2014. 3D hand pose detection in egocentric RGB-D images. In *Workshop at the European Conference on Computer Vision*. Springer, 356–371.
- Javier Romero, Dimitrios Tzionas, and Michael J. Black. 2017. Embodied Hands: Modeling and Capturing Hands and Bodies Together. *ACM Trans. Graph.* 36, 6, Article 245 (Nov. 2017), 17 pages. <https://doi.org/10.1145/3130800.3130883>
- Olaf Ronneberger, Philipp Fischer, and Thomas Brox. 2015. U-net: Convolutional networks for biomedical image segmentation. In *International Conference on Medical image computing and computer-assisted intervention*. Springer, 234–241.
- Tomas Simon, Hanbyul Joo, Iain Matthews, and Yaser Sheikh. 2017. Hand Keypoint Detection in Single Images using Multiview Bootstrapping. In *IEEE Conference on*

- Computer Vision and Pattern Recognition (CVPR)*.
- Adrian Spurr, Jie Song, Seonwook Park, and Otmar Hilliges. 2018. Cross-Modal Deep Variational Hand Pose Estimation. In *The IEEE Conference on Computer Vision and Pattern Recognition (CVPR)*.
- Srinath Sridhar, Franziska Mueller, Antti Oulasvirta, and Christian Theobalt. 2015. Fast and Robust Hand Tracking Using Detection-Guided Optimization. In *Proc. of IEEE Conference on Computer Vision and Pattern Recognition (CVPR)*. 9. <http://handtracker.mpi-inf.mpg.de/projects/FastHandTracker/>
- Srinath Sridhar, Franziska Mueller, Michael Zollhöfer, Dan Casas, Antti Oulasvirta, and Christian Theobalt. 2016. Real-time Joint Tracking of a Hand Manipulating an Object from RGB-D Input. In *European Conference on Computer Vision (ECCV)*. 17. <http://handtracker.mpi-inf.mpg.de/projects/RealtimeHO/>
- Andrea Tagliasacchi, Matthias Schroeder, Anastasia Tkach, Sofien Bouaziz, Mario Botsch, and Mark Pauly. 2015. Robust Articulated-ICP for Real-Time Hand Tracking. *Computer Graphics Forum (Symposium on Geometry Processing)* 34, 5 (2015).
- David Joseph Tan, Thomas Cashman, Jonathan Taylor, Andrew Fitzgibbon, Daniel Tarlow, Sameh Khamis, Shahram Izadi, and Jamie Shotton. 2016. Fits Like a Glove: Rapid and Reliable Hand Shape Personalization. In *IEEE Conference on Computer Vision and Pattern Recognition (CVPR)*. 5610–5619.
- Danhang Tang, Jonathan Taylor, Pushmeet Kohli, Cem Keskin, Tae-Kyun Kim, and Jamie Shotton. 2015. Opening the Black Box: Hierarchical Sampling Optimization for Estimating Human Hand Pose. In *Proc. ICCV*.
- Jonathan Taylor, Lucas Bordeaux, Thomas Cashman, Bob Corish, Cem Keskin, Toby Sharp, Eduardo Soto, David Sweeney, Julien Valentin, Benjamin Luff, et al. 2016. Efficient and precise interactive hand tracking through joint, continuous optimization of pose and correspondences. *ACM Transactions on Graphics (TOG)* 35, 4 (2016), 143.
- Jonathan Taylor, Vladimir Tankovich, Danhang Tang, Cem Keskin, David Kim, Philip Davidson, Adarsh Kowdle, and Shahram Izadi. 2017. Articulated Distance Fields for Ultra-fast Tracking of Hands Interacting. *ACM Trans. Graph.* 36, 6, Article 244 (Nov. 2017), 12 pages. <https://doi.org/10.1145/3130800.3130853>
- Bugra Tekin, Federica Bogo, and Marc Pollefeys. 2019. H+O: Unified Egocentric Recognition of 3D Hand-Object Poses and Interactions. In *The IEEE Conference on Computer Vision and Pattern Recognition (CVPR)*.
- Anastasia Tkach, Mark Pauly, and Andrea Tagliasacchi. 2016. Sphere-meshes for real-time hand modeling and tracking. *ACM Transactions on Graphics (TOG)* 35, 6 (2016), 222.
- Jonathan Tompson, Murphy Stein, Yann Lecun, and Ken Perlin. 2014. Real-Time Continuous Pose Recovery of Human Hands Using Convolutional Networks. *ACM Transactions on Graphics* 33 (August 2014).
- Dimitrios Tzionas, Luca Ballan, Abhilash Srikantha, Pablo Aponle, Marc Pollefeys, and Juergen Gall. 2016. Capturing Hands in Action using Discriminative Salient Points and Physics Simulation. *International Journal of Computer Vision (IJCV)* (2016). <http://files.is.tue.mpg.de/dtzionas/Hand-Object-Capture>
- Dimitrios Tzionas and Juergen Gall. 2015. 3D object reconstruction from hand-object interactions. In *Proceedings of the IEEE International Conference on Computer Vision*. 729–737.
- Dmitry Ulyanov, Andrea Vedaldi, and Victor Lempitsky. 2016. Instance normalization: The missing ingredient for fast stylization. *arXiv preprint arXiv:1607.08022* (2016).
- Mickael Verschoor, Daniel Lobo, and Miguel A Otaduy. 2018. Soft Hand Simulation for Smooth and Robust Natural Interaction. In *IEEE Conference on Virtual Reality and 3D User Interfaces (VR)*. IEEE, 183–190.
- Chengde Wan, Thomas Probst, Luc Van Gool, and Angela Yao. 2017. Crossing Nets: Combining GANs and VAEs with a Shared Latent Space for Hand Pose Estimation. In *Proceedings of the IEEE Conference on Computer Vision and Pattern Recognition*. 680–689.
- Donglai Xiang, Hanbyul Joo, and Yaser Sheikh. 2019. Monocular Total Capture: Posing face, body, and hands in the wild. In *Proceedings of the IEEE Conference on Computer Vision and Pattern Recognition*. 10965–10974.
- Linlin Yang, Shile Li, Dongheui Lee, and Angela Yao. 2019. Aligning Latent Spaces for 3D Hand Pose Estimation. In *The IEEE International Conference on Computer Vision (ICCV)*.
- Shanxin Yuan, Guillermo Garcia-Hernando, Björn Stenger, Gyeongsik Moon, Ju Yong Chang, Kyoung Mu Lee, Pavlo Molchanov, Jan Kautz, Sina Honari, Liuha Ge, Junsong Yuan, Xinghao Chen, Guijin Wang, Fan Yang, Kai Akiyama, Yang Wu, Qingfu Wan, Meysam Madadi, Sergio Escalera, Shile Li, Dongheui Lee, Iason Oikonomidis, Antonis Argyros, and Tae-Kyun Kim. 2018. Depth-Based 3D Hand Pose Estimation: From Current Achievements to Future Goals. In *The IEEE Conference on Computer Vision and Pattern Recognition (CVPR)*.
- Xiong Zhang, Qiang Li, Hong Mo, Wenbo Zhang, and Wen Zheng. 2019. End-to-End Hand Mesh Recovery From a Monocular RGB Image. In *The IEEE International Conference on Computer Vision (ICCV)*.
- Wenping Zhao, Jianjie Zhang, Jianyuan Min, and Jinxiang Chai. 2013. Robust Realtime Physics-based Motion Control for Human Grasping. *ACM Transactions on Graphics (Proc. SIGGRAPH Asia)* 32, 6, Article 207 (Nov. 2013), 12 pages. <https://doi.org/10.1145/2508363.2508412>
- Christian Zimmermann and Thomas Brox. 2017. Learning to Estimate 3D Hand Pose from Single RGB Images.. In *International Conference on Computer Vision (ICCV)*.
- Christian Zimmermann, Duygu Ceylan, Jimei Yang, Bryan Russell, Max Argus, and Thomas Brox. 2019. FreiHAND: A Dataset for Markerless Capture of Hand Pose and Shape From Single RGB Images. In *The IEEE International Conference on Computer Vision (ICCV)*.

A ANNOTATION TRANSFER FROM DEPTH TO RGB

Here, we describe how we transfer annotations from the depth image to the RGB image, where both were acquired with a calibrated RGB-D camera (cf. Sec. 6). To this end, based on camera calibration parameters of the depth and RGB cameras, we first transfer points on the depth image to 3D, and then project these onto the RGB image. However, discrepancies exist between the two images due to an offset between the sensors (baseline), and due to object boundary artifacts of the structured-light depth sensor. To prevent the neural network from learning this, we employ a foreground mask in the respective loss. The final foreground mask is based on computing the intersection of two masks; a foreground mask obtained from the depth image, and a foreground mask that is obtained from the RGB image. For obtaining the former, the depth image is first thresholded, and subsequently processed by a morphological closing operation to correct for boundary artifacts. The foreground mask of the RGB image is obtained by color thresholding, which is straightforward due to our green-screen setup. By using such a mask, for training the multi-task CNN we only penalize those regions that we trust, while not penalizing regions with potentially missing annotations.

B DATA AUGMENTATION

Our real dataset contains sequences of single-hand tracking scenarios with a green-screen to allow background augmentation. Additionally, a color-based segmentation is performed to separate hand and body. For compositing two-hand scenes, two masked hand images from the same person are chosen at random, and flipped accordingly to obtain a pair of left and right hands. The hands are then independently translated from their initial location. Whenever the two hands are overlapping, the depth channel is taken into account to ensure a plausible occlusion when the hands project onto the same location in the image.

C HYPERPARAMETERS

In the following, we provide the values of hyperparameters: $\lambda_d = 0.003$, $\lambda_{sil} = 0.0045$, $\lambda_{key} = 0.005$, $\lambda_{intra} = 0.3$, $\lambda_{inter} = 0.1$, $\lambda_\beta = 0.025$, $\lambda_\theta = 0.0375$, $\lambda_\tau = 0.3$, $\lambda_{sym} = 0.5$, $\lambda_N = 4.6 \cdot 10^5$, $\lambda_s = 10^3$, $t_\theta = 0.1$, $t_r = 2.3$, $t_c = 0.04$, $t_h = 0.7$, $\mu = 1$.

D AUTOMATIC ERROR RECOVERY

Due to the severe ambiguities in monocular RGB data, like the concave-convex ambiguity, the optimization of the parameters ν does not always yield a correct result. Instead, fingers might get bent in the wrong direction to fit the projection in the input. These poses are difficult to escape using a local optimizer. Hence we detect these unnatural poses by observing the magnitude of θ_h , $h \in \{\text{left, right}\}$. If this magnitude exceeds the threshold t_r , we reset the pose parameters to the closest pose that is still within the threshold.