

Finding Valid Adjustments under Non-ignorability with Minimal DAG Knowledge

Abhin Shah
MIT
abhin@mit.edu

Karthikeyan Shanmugam
IBM Research
karthikeyan.shanmugam2@ibm.com

Kartik Ahuja
MILA
kartik.ahuja@mila.quebec

Abstract

Treatment effect estimation from observational data is a fundamental problem in causal inference. There are two very different schools of thought that have tackled this problem. On the one hand, the Pearlman framework commonly assumes structural knowledge (provided by an expert) in the form of Directed Acyclic Graphs (DAGs) and provides graphical criteria such as the back-door criterion to identify the valid adjustment sets. On the other hand, the potential outcomes (PO) framework commonly assumes that all the observed features satisfy ignorability (i.e., no hidden confounding), which in general is untestable. In this work, we take steps to bridge these two frameworks. We show that even if we know only *one* parent of the treatment variable (provided by an expert), then quite remarkably it suffices to test a broad class of (but not all) back-door criteria. Importantly, we also cover the non-trivial case where the entire set of observed features is not ignorable (generalizing the PO framework) without requiring all the parents of the treatment variable to be observed. Our key technical idea involves a more general result — Given a synthetic sub-sampling (or environment) variable that is a function of the parent variable, we show that an invariance test involving this sub-sampling variable is equivalent to testing a broad class of back-door criteria. We demonstrate our approach on synthetic data as well as real causal effect estimation benchmarks.

1 Introduction

1.1 Background

Estimating the impact of a treatment (or an action) is fundamental to many scientific disciplines (e.g., economics [13, 16], medicine [38, 3], policy making [22, 43]). In most of these fields, randomized clinical trials (RCT) is a common practice for estimating treatment effects. However, in many real life applications, conducting a RCT could be unethical or costly, and we only have access to observational data. Estimating treatment effects with only observational data is a challenging task and is of central interest to causal inference researchers.

A fundamental question in treatment effect estimation is: *Which subset of observed features should be adjusted for while estimating treatment effect from observational data?* Simpson’s paradox [28], which is a phenomenon that is observed in many real-life studies on treatment effect estimation, underscores the value of selecting appropriate features for treatment effect estimation. Over the years, two schools of thoughts have formed on how to tackle treatment effect estimation. The Pearlman framework [27] commonly assumes that

an expert provides us with the causal generative model in the form of a directed acyclic graph (DAG) that relates unobserved exogenous variables and observed features, treatment and outcome variables. With the knowledge of the DAG available, the framework provides different graphical criteria (e.g., back-door criterion [25], front-door criterion [26]) that answers whether a subset is valid for adjustment. The DAG framework is quite general in the sense that it allows for the existence of confounders – unobserved variables that affect multiple observed variables. The potential outcomes (PO) framework [36] departs from the Pearlman framework and makes an untestable assumption called *ignorability* – the assumption (in a rough sense) requires outcomes under different treatments be independent of the treatment conditioned on all (or a known subset of) observed features. The PO framework provides various techniques (e.g., inverse propensity weighing [46], doubly robust estimation [9]) for treatment effect estimation under ignorability. One can view the Pearlman DAG framework as providing graphical criteria implying ignorability.

In summary, the Pearlman framework requires the knowledge of the DAG and the PO framework assumes ignorability with respect to the observed variables. Motivated by the limitations of both of these frameworks we ask – can we significantly reduce the structural knowledge required about the DAG under non ignorability of all observed features and yet find valid adjustment sets to estimate treatment effects?

1.2 Contributions

In this paper, we present a surprising finding – the knowledge of one causal parent of the treatment is sufficient to test for back-door criterion not involving the causal parent (without requiring ignorability). To achieve this, we propose a simple *invariance* test that goes as follows. We use the known parent of the treatment to create ‘fake environment variables’. We then test for invariance (across these environments) of the outcome conditioned on subsets of features (not containing the parent) and the treatment variable. If a subset passes this invariance test, then it satisfies the back-door criterion (and therefore is a valid adjustment set) allowing for treatment effect estimation. Our result also goes in the other direction, i.e., if there exists a set (not containing the known parent of the treatment) that satisfies the back-door criterion, then it will pass our invariance test. We propose an algorithm based on this test and show its effectiveness in several treatment effect estimation benchmark datasets.

1.3 Outline

In Section 2, we look at some related literature. In Section 3, we formulate our problem and state our assumptions. We provide our main results in Section 4 and our algorithm in Section 5. In Section 6, we demonstrate our experimental findings. In Section 7, we conclude, discuss a few limitations and directions for future work. See the Appendix for its organization.

2 Related Work

Neyman Rubin’s potential outcomes framework. Potential outcomes (PO) framework formalizes the notion of ignorability as a condition on the observed features that is sufficient (amongst others) for valid adjustment in treatment effect estimation [15]. A classic paper [33] showed that a single scalar variable (the propensity score of the treatment bias) can act as a valid adjustment under ignorability. Another classic paper [34] explored *matching* of the treatment group and the control group based on features that satisfy ignorability. Synthetic control methods that employ a weighted matching of the treated and the control groups were studied in [1]. In another line of work based on the PO framework [50, 21, 3],

treatment effect was estimated by regressing the outcome on the treated and the untreated sub-populations. While the list of works using the PO framework covered here is by no means exhaustive, in a nutshell, these methods can be seen as techniques to estimate the treatment effect when a valid adjustment set is given.

Representation learning based techniques. Following the main idea behind matching [35, 2, 32], recent methods inspired by deep learning and domain adaptation, used a neural network to transform the features and then carry out matching in the representation space [39, 38, 17, 51, 18]. These methods primarily focused on the issue of lack of overlap between the treated and the control groups while assuming that the representation learned is ignorable (i.e., a valid adjustment).

Finding valid adjustment sets. Finding valid adjustment sets for general interventional queries has been extensively studied in the Pearlian framework [47]. Given the complete knowledge of the DAG, a sound and complete algorithm to find valid adjustments was proposed in [42]. When the DAG is not exactly known, but an equivalence class of graphs is known, the authors in [30] provide a sound and complete algorithm for finding valid adjustments. In [49], the authors aimed at reducing the structural knowledge required to find valid adjustments and we believe this work is closest to our work. The authors showed that if a valid adjustment set exists amongst the observed features, then the union of observed parents of outcome and observed parents of treatment is also a valid adjustment set. Therefore, in principle, they need local information about *every* observed feature. In contrast our work requires knowledge about *only one observed parent of the treatment*. Even with such minimal local structural information about the DAG, we can test for a broad set of back-door criteria when the entire set of observed features is not ignorable.

Invariance principle. The principle of invariance (also known the modularity condition) is fundamental to causal bayesian networks [6, 37] and has been used for causal structure learning [31, 11]. Recently, it has also been used to find invariant predictors that provably generalize to unseen test domains [45, 24]. In similar spirit, a continuous optimization framework called invariant risk minimization (IRM) was proposed in [5] and has seen a lot of follow up work [20, 10, 19]. A recent work [40] used the IRM technique for treatment effect estimation. As is standard in frameworks using IRM, their work assumed access to interventional data. In the presence of interventional data, they showed that representations leading to invariant predictors are valid adjustments. In contrast, our work does not require interventional data – we create artificial environments using sub-sampling from observational data and find valid adjustment sets.

3 Problem Formulation

Notations. For any positive integer n , let $[n] := \{1, \dots, n\}$. For a sequence of deterministic variables s_1, \dots, s_n , we let $\mathbf{s} := \{s_1, \dots, s_n\}$. For a sequence of random variables $\mathbf{s}_1, \dots, \mathbf{s}_n$, we let $\mathbf{s} := \{\mathbf{s}_1, \dots, \mathbf{s}_n\}$. Let $\mathbf{1}$ denote the indicator function. Let $\text{Uniform}(a, b)$ denote the uniform distribution over the interval $[a, b]$ for $a, b \in \mathbb{R}$ such that $a < b$. Let $\mathcal{N}(\mu, \sigma^2)$ denote the Gaussian distribution with mean μ and variance σ^2 . Let $\text{Bernoulli}(p)$ denote the Bernoulli distribution which takes the value 1 with probability p . Let $\text{Sigmoid}(\cdot)$ denote the sigmoid function i.e., for any $a \in \mathbb{R}$, $\text{Sigmoid}(a) = 1/(1 + e^{-a})$.

3.1 Semi-Markovian Model, Effect Estimation, Valid Adjustment

Consider a causal effect estimation task with \mathbf{x} as the feature set, t as the observed binary treatment variable and y as the observed potential outcome. Let \mathcal{G} denote the underlying DAG over the set of vertices $\mathcal{W} := \{\mathbf{x}, t, y\}$. For any variable $w \in \mathcal{W}$, let $\pi(w)$ denote the set of parents of w i.e., $\pi(w) = \{w_1 : w_1 \rightarrow w\}$. For ease of exposition, we focus on discrete \mathbf{x} and y even though our framework applies equally to continuous or mixed \mathbf{x} and y .

To estimate the causal effect of the treatment t on the outcome y , a Markovian causal model requires the specification of the following three elements : (a) \mathcal{W} – the set of variables, (b) \mathcal{G} – the DAG over the set of vertices \mathcal{W} , and (c) $\mathbb{P}(w|\pi(w))$ – the conditional probability of w given its parents $\pi(w)$ for every $w \in \mathcal{W}$. Given the DAG \mathcal{G} , the causal effect of t on y can be estimated from observational data since $\mathbb{P}(w|\pi(w))$ is estimable from observational data whenever \mathcal{W} is observed.

Our ability to estimate the causal effect of t on y from observational data is severely curtailed when some variables in a Markovian causal model are unobserved. Let $\mathbf{x}^{(o)} \subseteq \mathbf{x}$ be the subset of features that are observed and $\mathbf{x}^{(u)} = \mathbf{x} \setminus \mathbf{x}^{(o)}$ be the subset of features that are unobserved. For any variable $w \in \mathcal{W}$, let $\pi^{(o)}(w) \subseteq \pi(w)$ denote the set of parents of w that are observed and let $\pi^{(u)}(w) := \pi(w) \setminus \pi^{(o)}(w)$ denote the set of parents of w that are unobserved. In this work, we focus on the semi-Markovian causal model [47] defined as follows.

Definition 1. (*Semi-Markovian Causal Model.*) A semi-Markovian causal model \mathcal{M} is a tuple $\langle \mathcal{V}, \mathcal{U}, \mathcal{G}, \mathbb{P}(v|\pi^{(o)}(v), \pi^{(u)}(v)), \mathbb{P}(\mathcal{U}) \rangle$ where:

1. \mathcal{V} is the set of observed variables, i.e. $\mathcal{V} = \{\mathbf{x}^{(o)}, t, y\}$,
2. \mathcal{U} is the set of unobserved (or exogenous) features, i.e. $\mathcal{U} := \mathcal{W} \setminus \mathcal{V} = \mathbf{x}^{(u)}$,
3. \mathcal{G} is the DAG over the set of vertices \mathcal{W} such that each member in \mathcal{U} has no parents.
4. $\mathbb{P}(v|\pi^{(o)}(v), \pi^{(u)}(v)) \forall v \in \mathcal{V}$ is the set of unobserved conditional distributions of the observed variables, and
5. $\mathbb{P}(\mathcal{U})$ is the unobserved joint distribution over the unobserved features.

In observational data, we observe samples of \mathcal{V} from $\mathbb{P}(\mathcal{V})$ which is related to the semi-Markovian model \mathcal{M} by the following marginalization formula : (see [47] for details)

$$\mathbb{P}(\mathcal{V}) = \mathbb{E}_{\mathbf{x}^{(u)}} \left[\prod_{v \in \mathcal{V}} \mathbb{P}(v|\pi^{(o)}(v), \pi^{(u)}(v)) \right]$$

Next, we define the notion of causal effect in terms of the do-operator.

Definition 2. (*Causal Effect.*) The causal effect of the treatment t on the outcome y is defined as

$$\mathbb{P}(y|do(t=t)) = \sum_{t=t', \mathbf{x}^{(o)}=\mathbf{x}^{(o)}} \mathbb{1}_{t'=t} \mathbb{E}_{\mathbf{x}^{(u)}} \left[\prod_{v \in \mathcal{V} \setminus \{t\}} \mathbb{P}(v|\pi^{(o)}(v), \pi^{(u)}(v)) \right]$$

The do-operator forces the value of t to be t in the causal model \mathcal{M} , i.e the conditional factor $\mathbb{P}(t = t'|\pi^{(o)}(t), \pi^{(u)}(t))$ is replaced by the indicator $\mathbb{1}_{t=t'}$ and the resulting distribution is marginalized over all possible realizations of all observed random variables except y . Next, we define the notion of the average treatment effect of the treatment t on the outcome y .

Definition 3. (*Average Treatment Effect.*) The average treatment effect (ATE) of the treatment t on the outcome y is defined as $ATE = \mathbb{E}[y|do(t=1)] - \mathbb{E}[y|do(t=0)]$.

The notion of valid adjustment below enables computing the causal effect from observational data.

Definition 4. (*Valid Adjustment.*) A set of variables $\mathbf{z} \subseteq \mathbf{x}$ is said to be a valid adjustment relative to the ordered pair of variables (t, y) in the DAG \mathcal{G} if

$$\mathbb{P}(y|do(t=t)) = \mathbb{E}_{\mathbf{z}}[\mathbb{P}(y|\mathbf{z}=\mathbf{z}, t=t)]$$

If $\mathbf{z} \subseteq \mathbf{x}^{(o)}$ is a valid adjustment relative to (t, y) , then the ATE can be estimated from observational data by regressing the factual outcomes for the treated and the untreated sub-populations on \mathbf{z} i.e., $ATE = \mathbb{E}_{\mathbf{z}}[\mathbb{E}_y[y|t=1, \mathbf{z}] - \mathbb{E}_y[y|t=0, \mathbf{z}]]$.

In this work, we make the following two structural assumptions on the DAG \mathcal{G} in the semi-Markovian model \mathcal{M} . As an example, consider the DAG \mathcal{G}^{toy} in Figure 1a that satisfies these assumptions.

Assumption 1. Let the DAG \mathcal{G} be such that the treatment t has the outcome y as its only child.

Assumption 2. Let the DAG \mathcal{G} be such that the outcome y has no child.

For any variables $w_1, w_2 \in \mathcal{W}$, and a set $\mathbf{w} \subseteq \mathcal{W}$, (a) let $w_1 \perp_p w_2 | \mathbf{z}$ denote that w_1 and w_2 are conditionally independent given \mathbf{z} and (b) let $w_1 \perp_d w_2 | \mathbf{w}$ denote that w_1 and w_2 are d-separated by \mathbf{w} in \mathcal{G} . For completeness, we provide the definition of d-separation in Appendix A.

3.2 Potential Outcomes and Ignorability

We briefly review the potential outcomes (PO) framework in the context of treatment effect estimation [16]. In the PO framework, there are exogenous variables called *units* (with a slight abuse of notation, we denote them by $\mathbf{x}^{(u)}$ as well). When $\mathbf{x}^{(u)}$ is fixed to say $\mathbf{x}^{(u)}$, the observed variables (including y) are deterministically fixed i.e., only the randomness in the units induces randomness in the observed variables. The PO framework typically studies the case when the features $\mathbf{x}^{(o)}$ are pre-treatment (similar to semi-Markovian model under Assumptions 1 and 2). Every observational sample $(\mathbf{x}^{(o)}, t, y)$ has an associated *unit* $\mathbf{x}^{(u)}$. For $t' \in \{0, 1\}$, the *potential outcome* $y_{t'}$ is the resulting outcome for the unit $\mathbf{x}^{(u)}$ when the treatment t is set (by an intervention) to t' .

Definition 5. (*Ignorability.*) Any $\mathbf{z} \subseteq \mathbf{x}^{(o)}$ satisfies the ignorability condition if $y_0, y_1 \perp_p t | \mathbf{z}$.

In the above definition, the potential outcomes y_0 and y_1 , the observed treatment t , and the features \mathbf{z} are all deterministic functions of the units $\mathbf{x}^{(u)}$. Therefore, the conditional independence criterion makes sense over the common probability measurable in the space of the units $\mathbf{x}^{(u)}$. In the PO framework, the ATE is defined as $\mathbb{E}_{\mathbf{x}^{(u)}}[y_1 - y_0]$. When $\mathbf{z} \subseteq \mathbf{x}^{(o)}$ is ignorable, it is also a valid adjustment relative to (t, y) in \mathcal{G} and therefore the ATE can be estimated by regressing on \mathbf{z} .

The Pearlman framework provides a generative model for this setup i.e., a semi-Markovian model (specifying a DAG that encodes causal assumptions relating exogenous and observed variables) as well as specifies graphical criteria that imply existence of valid adjustments relative to (t, y) in \mathcal{G} .

3.3 Back-door Criterion

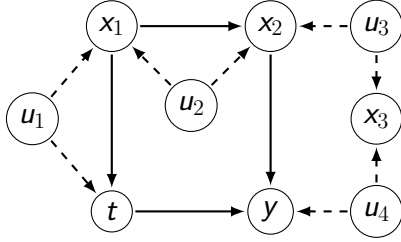
We will now discuss the *back-door* criterion [29] – a popular sufficient graphical criterion for finding valid adjustments i.e., any set satisfying the back-door criterion is a valid adjustment set [25].

Definition 6. (*Back-Door.*) A set of variables $\mathbf{z} \subseteq \mathbf{x}$ satisfies the back-door criterion relative to the ordered pair of variables (t, y) in \mathcal{G} if :

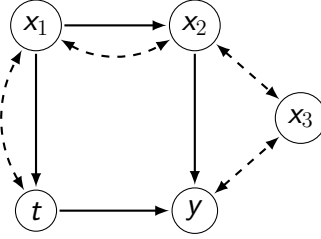
1. no node in \mathbf{z} is a descendant of t ; and
2. \mathbf{z} blocks every path between t and y in \mathcal{G} that contains an arrow into t .

Often, the \mathcal{G} is represented without explicitly showing elements of \mathcal{U} but, instead, using bi-directed edges (see [47]) to represent confounding effects of \mathcal{U} . For example, while the DAG \mathcal{G}^{toy} in Figure 1a explicitly shows the elements of \mathcal{U} , the DAG \mathcal{G}^{toy} in Figure 1b uses bi-directed edges to represent unmeasured confounders (i.e., elements of \mathcal{U} that may influence two variables in \mathcal{V}).

Definition 7. (A Bi-directed Edge.) A bi-directed edge between nodes $v_1 \in \mathcal{V}$ and $v_2 \in \mathcal{V}$ (i.e., $v_1 \longleftrightarrow v_2$) represents the presence (in \mathcal{G}) of a divergent path $v_1 \leftarrow u \rightarrow v_2$ where $u \in \mathcal{U}$.



(a) The toy example \mathcal{G}^{toy} with elements of \mathcal{U} shown.



(b) The toy example \mathcal{G}^{toy} with bi-directed edges.

Figure 1: The toy example \mathcal{G}^{toy} considered throughout this work.

4 Main Results : Testing Back-door by Subsampling and Invariance

In this section, we state our main results relating sub-sampling and invariance testing to the back-door criteria. First, we define the notions of sub-sampling and invariance. Next, we provide : (a) a sufficient d-separation condition (that can be realized by our invariance test under sub-sampling) for a class of back-door criteria and (b) a necessary d-separation condition (that can be realized by our invariance test under sub-sampling) implied by a class of back-door criteria. Combining these, we show equivalence between a d-separation condition and a class of back-door criteria. Finally, we propose an algorithm to find all back-door sets when all the parents of the treatment variable are known and observed.

Sub-sampling. We create a sub-sampling (or environment) variable e from the observed distribution $\mathbb{P}(\mathcal{V})$. Formally, we use a specific observed variable $x_t \in \mathbf{x}^{(o)}$ and a subset of the observed variables $\mathbf{v} \subseteq \mathcal{V} \setminus \{x_t, y\}$ to sub-sample e i.e., $e = f(x_t, \mathbf{v}, \eta)$ where η is a noise variable independent of \mathcal{W} and f is a function of x_t, \mathbf{v} and η . The choices of x_t and \mathbf{v} , which differ for the sufficient condition (Theorem 4.1) and the necessary condition (Theorem 4.2), are made clear in the respective theorem statements. We let the sub-sampling variable e be discrete and think of the distinct values of e as identities of distinct artificial environments created via sub-sampling. While the case where e is continuous is similar, we postpone the nuances for a future work. Graphically, the sub-sampling variable introduces a node e , an edge from x_t to e and edges from every $v \in \mathbf{v}$ to e in the DAG \mathcal{G} . For example, see Figure 2a where e is sub-sampled in the toy example \mathcal{G}^{toy} with $x_t = x_1$ and $\mathbf{v} = \{t\}$.

Invariance testing. Our main results relate the back-door criterion to d-separation statements of the type $e \perp_d y | \mathbf{z}$ for some $\mathbf{z} \subseteq \mathcal{V} \setminus \{y\}$. While our goal is to infer sets

satisfying the back-door criterion from observational data, such d-separation statements cannot be tested for from observational data. To tackle this challenge, we propose the notion of invariance testing. An invariance test is a conditional independence test of the form $e \perp_p y | \mathbf{z}$ for some $\mathbf{z} \subseteq \mathcal{V} \setminus \{y\}$ i.e., an invariance test tests if the sub-sampling variable e is independent of the outcome y conditioned on \mathbf{z} for some $\mathbf{z} \subseteq \mathcal{V} \setminus \{y\}$.

For our results involving invariance testing, we require the following limited set of faithfulness assumption to ensure invariance testing with e is equivalent to d-separation statements involving e .

Assumption 3. (*Sub-sampling Faithfulness*) If $e \perp_p y | \mathbf{z}$, then $e \perp_d y | \mathbf{z}$, $\forall \mathbf{z} \subseteq \mathcal{V} \setminus \{y\}$.

Thus, in effect, we create *synthetic* environments and show that a class of back-door criterion either implies or is equivalent to a suitable invariance test. For our framework to work, we only require the knowledge of x_t from an expert. This is in contrast to any detailed knowledge of the structure of \mathcal{G} .

Sufficient condition. Suppose an expert provides us with an observed feature that has a direct edge or a bi-directed edge to the treatment. Let e be sub-sampled using this feature as x_t and any $\mathbf{v} \subseteq \mathcal{V} \setminus \{x_t, y\}$. The following result shows that any subset of the remaining observed features satisfying a d-separation involving e (or an invariance test under Assumption 3) also satisfies the back-door criterion. See Appendix C for a proof.

Theorem 4.1. Let Assumptions 1 and 2 be satisfied. Consider any $x_t \in \mathbf{x}^{(o)}$ that has a direct edge or a bi-directed edge to t i.e., either $x_t \rightarrow t$, $x_t \leftrightarrow t$ or $x_t \leftarrow t$. Let e be sub-sampled using x_t and \mathbf{v} for any $\mathbf{v} \subseteq \mathcal{V} \setminus \{x_t, y\}$ i.e., $e = f(x_t, \mathbf{v}, \eta)$. Let $\mathbf{z} \subseteq \mathbf{x}^{(o)} \setminus \{x_t\}$. If e is d-separated from y by \mathbf{z} and t in \mathcal{G} i.e., $e \perp_d y | \mathbf{z}, t$ in \mathcal{G} , then \mathbf{z} satisfies the back-door criterion relative to (t, y) in \mathcal{G} .

Necessary condition. Suppose an expert provides us with an observed feature that has a direct edge to the treatment. Let e be sub-sampled using this variable as x_t and any $\mathbf{v} \subseteq \{t\}$. The following result shows that any subset of the remaining observed features satisfying the back-door criterion satisfies a specific d-separation involving e (as well as an invariance test). See Appendix D for a proof.

Theorem 4.2. Let Assumptions 1 and 2 be satisfied. Consider any $x_t \in \mathbf{x}^{(o)}$ that has a direct edge to t i.e., $x_t \rightarrow t$ or $x_t \leftarrow t$. Let e be sub-sampled using x_t and \mathbf{v} for any $\mathbf{v} \subseteq \{t\}$ i.e., $e = f(x_t, \mathbf{v}, \eta)$. Let $\mathbf{z} \subseteq \mathbf{x}^{(o)} \setminus \{x_t\}$. If \mathbf{z} satisfies the back-door criterion relative to (t, y) in \mathcal{G} , then e is d-separated from y by \mathbf{z} and t in \mathcal{G} i.e., $e \perp_d y | \mathbf{z}, t$ in \mathcal{G} .

Equivalence. Suppose an expert provides us with a feature that has a direct edge to the treatment. Let e be sub-sampled using this variable as x_t and any $\mathbf{v} \subseteq \{t\}$. Combining the result in Theorem 4.1 and Theorem 4.2, we have the following Corollary showing equivalence of the back-door criterion and a specific d-separation involving e (as well as an invariance test under Assumption 3).

Corollary 1. Let Assumptions 1 and 2 be satisfied. Consider any $x_t \in \mathbf{x}^{(o)}$ that has a direct edge to t i.e., $x_t \rightarrow t$ or $x_t \leftarrow t$. Let e be sub-sampled using x_t and \mathbf{v} for any $\mathbf{v} \subseteq \{t\}$ i.e., $e = f(x_t, \mathbf{v}, \eta)$. Let $\mathbf{z} \subseteq \mathbf{x}^{(o)} \setminus \{x_t\}$. Then, \mathbf{z} satisfies the back-door criterion relative to the ordered pair of variables (t, y) in \mathcal{G} if and only if e is d-separated from y by \mathbf{z} and t in \mathcal{G} i.e., $e \perp_d y | \mathbf{z}, t$ in \mathcal{G} .

Remark 1. While our framework captures a broad class of back-door criteria, it does not cover all the back-door criteria. For example, our method cannot capture that the M-bias problem [23, 14] where no observed feature is a parent of the treatment. (see Appendix E for details).

An illustrative example. First, we illustrate Corollary 1 with our toy example \mathcal{G}^{toy} . We let $x_t = x_1$ and sub-sample e using x_1 and t (see Figure 2a). For this example, $\mathbf{z} \subseteq \{x_2, x_3\}$ i.e., $\mathbf{z} \in \{\emptyset, \{x_2\}, \{x_3\}, \{x_2, x_3\}\}$. It is easy to verify that $\mathbf{z} = \{x_2\}$ satisfies the back-door criterion relative to (t, y) in \mathcal{G}^{toy} but $\mathbf{z} = \emptyset$, $\mathbf{z} = \{x_3\}$, and $\mathbf{z} = \{x_2, x_3\}$ do not satisfy the back-door criterion relative to (t, y) in \mathcal{G}^{toy} . Similarly, it is easy to verify that $e \perp_d y | x_2, t$ but $e \not\perp_d y | t$, $e \not\perp_d y | x_2, t$, and $e \not\perp_d y | x_2, x_3, t$ in \mathcal{G}^{toy} . See Appendix C.2 for an illustration tailored to Theorem 4.1.

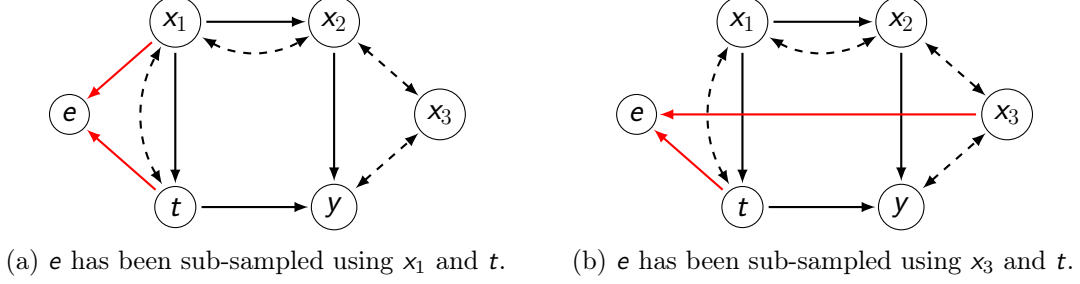


Figure 2: The toy example \mathcal{G}^{toy} with different sub-sampling strategies.

Next, we illustrate the significance of the choice of x_t to our results. In Figure 2a, we let $x_t = x_1$ (x_1 has a direct or bi-directed edge to t). Here, the d-separation $e \perp_d y | x_2, t$ holds implying that x_2 satisfies back-door relative to (t, y) . In Figure 2b, we let $x_t = x_3$ (x_3 does not have a direct or bi-directed edge to t). Here, the d-separation $e \perp_d y | x_3, t$ holds but x_3 does not satisfy the back-door relative to (t, y) .

Finding all back-doors. Building on Corollary 1, we provide an Algorithm (Algorithm 1) that, when all the parents of the treatment are observed and known, finds all subsets of the observed features satisfying the back-door criterion relative to (t, y) in \mathcal{G} . We initialize Algorithm 1 with the set \mathcal{Z}_1 obtained by adding $\pi(t)$ to every element of the power set of $\mathbf{x}^{(o)} \setminus \pi(t)$. The set \mathcal{Z}_1 can be constructed easily with the knowledge of $\mathbf{x}^{(o)}$ and $\pi(t)$ provided to Algorithm 1. Then, we repeatedly apply Corollary 1 to each parent in turn to identify all back-doors. We state this result formally in Corollary 2 below with a proof in Appendix F. See Appendix F for more discussion on Algorithm 1.

Algorithm 1: Finding all back-doors

Input: $\pi(t), e, t, y, \mathbf{x}^{(o)}$

Output: \mathcal{Z}

Initialization: $\mathcal{Z} = \mathcal{Z}_1$

```

1 for  $x_t \in \pi(t)$  do
2   for  $\mathbf{z} \subseteq \mathbf{x}^{(o)} \setminus \{x_t\}$  do
3     if  $e \perp_p y | \mathbf{z}, t$  then
4        $\mathcal{Z} = \mathcal{Z} \cup \mathbf{z}$ 

```

Corollary 2. Let Assumptions 1, 2 and 3 be satisfied. Let \mathcal{Z} be the set of all sets $\mathbf{z} \subseteq \mathbf{x}^{(o)}$ that satisfy the back-door criterion relative to the ordered pair of variables (t, y) in \mathcal{G} . If all the parents of t are observed and known i.e., $\pi(t) = \pi^{(o)}(t)$ is known, then Algorithm 1 returns the set \mathcal{Z} .

5 Algorithm

We now provide our algorithm for ATE estimation which takes two key inputs as follows. First, it takes the sub-sampling variable \mathbf{e} that is a function of \mathbf{x}_t i.e., a parent of t (provided by an expert). This sub-sampling variable could also be a function of both \mathbf{x}_t and t . Second, it takes the set \mathcal{X} of all candidate adjustment sets such that \mathbf{x}_t does not belong to any of these candidate adjustment sets.

For every candidate adjustment set \mathbf{z} in \mathcal{X} , our algorithm checks for conditional independence (CI) between y and \mathbf{e} conditioned on \mathbf{z} and t . If this CI holds, then \mathbf{z} satisfies the back-door criterion and is a valid adjustment set (see Corollary 1 and Assumption 3). The ATE estimated by our algorithm is the average of the ATE estimated by regressing on such valid adjustment sets.

On actual datasets, CI testers only produce a p-value. Therefore, we provide our algorithm with an input p-value threshold p_{value} and instead of checking for the exact CI, we check if the p-value returned by the CI tester is more than p_{value} . We use the RCoT CI tester [44] (see Appendix H.1).

Algorithm 2: ATE estimation using the subset search method

Input: $n, n_r, t, y, \mathbf{e}, \mathcal{X}, p_{value}$

Output: $\text{ATE}(\mathcal{X})$

Initialization: $\text{ATE}(\mathcal{X}) = 0, c_1 = 0$

```

1 for  $r = 1, \dots, n_r$  do // Use a different train-test split in each run
2    $c_2 = 0; \text{ATE}_d = 0;$ 
3   for  $\mathbf{z} \in \mathcal{X}$  do
4     if  $\text{CI}(\mathbf{e} \perp_p y | \mathbf{z}, t) > p_{value}$  then
5        $c_2 = c_2 + 1;$ 
6        $\text{ATE}_d = \text{ATE}_d + \frac{1}{n} \sum_{i=1}^n (\mathbb{E}[y | \mathbf{z} = \mathbf{z}^{(i)}, t = 1] - \mathbb{E}[y | \mathbf{z} = \mathbf{z}^{(i)}, t = 0]);$ 
7   if  $c_2 > 0$  then
8      $c_1 = c_1 + 1; \text{ATE}(\mathcal{X}) = \text{ATE}(\mathcal{X}) + \text{ATE}_d / c_2;$ 
9  $\text{ATE}(\mathcal{X}) = \text{ATE}(\mathcal{X}) / c_1;$ 

```

Performance metric. We are interested in the ATE of t on y . When the ground truth ATE is known (Sections 6.1 and 6.2), we report the absolute error in ATE prediction. When the the ground truth ATE is unknown (Section 6.3), we report the estimated ATE.

ATE estimation. As described in Section 3.1, ATE can be estimated from observational data by regressing y for the treated and the untreated sub-populations on a valid adjustment set. We use ridge regression with cross-validation as the regression model for the baseline as well as our method. See Appendix G for an implementation of the baseline.

Initialization. For all of our experiments, we let $n_r = 100$ and $p_{value} = \{0.1, 0.2, 0.3, 0.4, 0.5\}$.

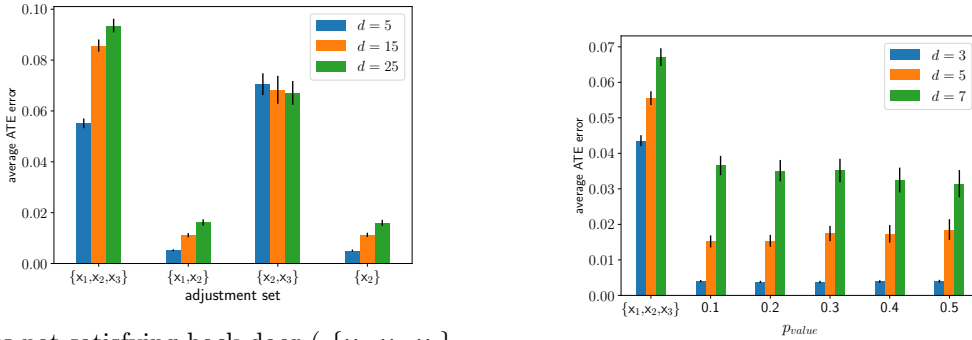
Environment variable. We report performance of our algorithm in Section 6 with the environment variable being a function of \mathbf{x}_t and t (i.e., $\mathbf{e} = f(\mathbf{x}_t, t)$). We let $\mathbf{e} \sim \text{Bernoulli}(\text{Sigmoid}(\boldsymbol{\theta}_e^{(1)}(t - \hat{\mathbb{E}}[t]) + \boldsymbol{\theta}_e^{(2)}(\mathbf{x}_t - \hat{\mathbb{E}}[\mathbf{x}_t])))$ with $\boldsymbol{\theta}_e := (\boldsymbol{\theta}_e^{(1)}, \boldsymbol{\theta}_e^{(2)}) \in \mathbb{R}^2$ being the associated weight vector and $\hat{\mathbb{E}}$ denoting the empirical expectation. We explore $\mathbf{e} = f(\mathbf{x}_t)$ case in Appendix H.

6 Experiments

6.1 Synthetic Experiment

Consider the toy example \mathcal{G}^{toy} from Figure 1a with unobserved feature $u_1 \in \mathbb{R}, u_2 \in \mathbb{R}^{\tilde{d}}, u_3 \in \mathbb{R}^{\tilde{d}}, u_4 \in \mathbb{R}^{\tilde{d}}$ and observed features $x_1 \in \mathbb{R}, x_2 \in \mathbb{R}^{\tilde{d}}, x_3 \in \mathbb{R}^{\tilde{d}}$ i.e., $\mathbf{x}^{(u)} = \{u_1, u_2, u_3, u_4\} \in \mathbb{R}^{3\tilde{d}+1}$ and $\mathbf{x}^{(o)} = \{x_1, x_2, x_3\} \in \mathbb{R}^{2\tilde{d}+1}$. Let $d = 2\tilde{d} + 1$ i.e., the dimension of the observed features.

Description. We generate the dataset (with $n = 50000$) as follows. We let each unobserved feature $u_i \sim \text{Uniform}(1, 2) \forall i \in [4]$. We generate each observed feature according to a linear structural equation model (SEM) i.e., $\forall i \in [3], x_i \sim \theta_i^T \pi(x_i) + \eta_i$ where θ_i is the associated (appropriate dimensional) weight vectors and η_i is independent noise. The treatment is generated as: $t \sim \text{Bernoulli}(\text{Sigmoid}(\theta_t^T (\pi(t) - \hat{\mathbb{E}}[\pi(t)])))$ where θ_t is the associated (appropriate dimensional) weight vector. The outcome is generated according to a linear SEM as well i.e., $y \sim \theta_y^T \pi(y) + \eta_y$ where θ_y is the associated (appropriate dimensional) weight vector and η_y is independent noise. We generate all weight vectors independently from $\text{Uniform}(1, 2)$ and noise variables independently from $\mathcal{N}(0, 0.01)$. See Appendix H.2 for details.



(a) Sets not satisfying back-door ($\{x_1, x_2, x_3\}$, $\{x_2, x_3\}$) result in high ATE error; sets satisfying back-door ($\{x_1, x_2\}$, $\{x_2\}$) result in low ATE error. (b) Performance of Algorithm 2 on \mathcal{G}^{toy} .

Figure 3: Validating our theoretical results and our algorithm on the toy example \mathcal{G}^{toy} .

Results. First, we validate our theoretical results for $d = 5, 15, 25$ (see Figure 3a): (a) the ATE error for adjusting on $\{x_1, x_2, x_3\}$ is high since we are in a setting where $\mathbf{x}^{(o)}$ is not ignorable, (b) the ATE error for adjusting on $\{x_1, x_2\}$ is low since it satisfies the back-door criterion, (c) the ATE error for adjusting on $\{x_2, x_3\}$ is high since $e \not\perp_d y | x_2, x_3, t$, (d) the ATE error for adjusting on $\{x_2\}$ is low since $e \perp_d y | x_2, t$. Next, we validate our algorithm via Figure 3b. As the baseline, we consider the ATE estimated by adjusting on $\mathbf{x}^{(o)}$. Our algorithm with $x_t = x_1$ and $\mathcal{X} =$ all subsets of $\mathbf{x}^{(o)} \setminus \{x_t\}$ significantly outperforms the baseline (i.e. using all observed features) for $d = 3, 5, 7$.

6.2 Semi-synthetic Dataset : Infant Health and Development Program (IHDP)

Description. IHDP [12] is generated based on a RCT targeting low-birth-weight, premature infants. The 25-dimensional feature set (comprising of 17 different features) is pre-treatment thus satisfying Assumptions 1 and 2. The features measure various aspects about the children and their mothers. child’s birth-weight and the number of weeks pre-term that the child was born. See Appendix H.3 for details. In the treated group, the infants were provided with both intensive high-quality childcare and specialist home visits. A biased

subset of the treated group is typically removed to create imbalance leaving 139 samples with $t = 1$ and 608 samples with $t = 0$. The outcome, typically simulated using the setting “A” of the NPCI package [8], is the infants’ cognitive test score.

Analysis. This simulated outcome depends on all observed features. Therefore, the set of all observed features satisfies the back-door criterion relative to (t, y) (see Appendix H.3). To test our algorithm, we drop 7 features and denote the resulting 16-dimensional feature set (comprising of 10 features) by $\mathbf{x}^{(o)}$. Since the IHDP targeted low-birth-weight and premature infants, we believe either child’s birth-weight or the number of weeks pre-term that the child was born could serve as x_t . Therefore, we keep these features in $\mathbf{x}^{(o)}$. See Appendix H.3 for the choices of features being kept i.e., $\mathbf{x}^{(o)}$.

Results. As the baseline, we consider the ATE estimated by adjusting on $\mathbf{x}^{(o)}$. We compare this against 4 instances of our algorithm (Algorithm 2) : (a) x_t = child’s birth-weight, \mathcal{X} = all subsets of $\mathbf{x}^{(o)} \setminus \{x_t\}$, (b) x_t = number of weeks pre-term that the child was born, \mathcal{X} = all subsets of $\mathbf{x}^{(o)} \setminus \{x_t\}$, (c) x_t = child’s birth-weight, \mathcal{X} = subsets of $\mathbf{x}^{(o)} \setminus \{x_t\}$ with size at-most 5, and (d) x_t = number of weeks pre-term that the child was born, \mathcal{X} = subsets of $\mathbf{x}^{(o)} \setminus \{x_t\}$ with size at-most 5. The intuition behind (c) and (d) is that we believe existence of valid adjustment sets of size 5 (details in Appendix H.3). As seen in Figure 4a, all instances of our algorithm significantly outperform the baseline.

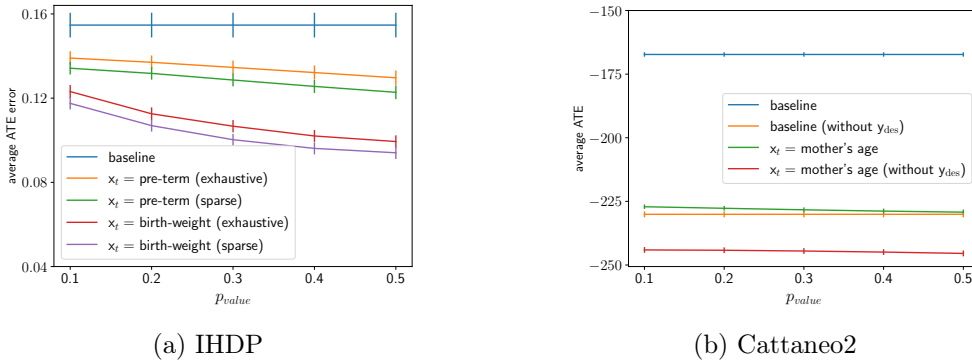


Figure 4: Performance of our algorithm compared to the baseline on benchmark datasets

6.3 Real Dataset : Cattaneo2

Description. Cattaneo2 [7] studies the effect of maternal smoking on babies’ birth weight. The 20 observed features measure various attributes about the children, their mothers and their fathers. See Appendix H.4 for details. The dataset considers the maternal smoking habit during pregnancy as the treatment i.e., $t = 1$ if smoking (864 samples) and $t = 0$ if not smoking (3778 samples).

Analysis. For this dataset, we did not have access to the entire dictionary mapping the actual features to the feature description. With some pre-processing, we realized the presence of a binary feature (say y_{des}) indicating whether the outcome (birth weight) was above 2500 grams. Also, out of the features whose description we have access to (see Appendix H.4), we believe mother’s age could serve as x_t .

Results. For this dataset, the ground truth ATE is unknown (because for every sample either y_0 or y_1 is observed). However, the authors in [4] expect a strong negative effect of maternal smoking on the weights of babies – about 200 to 250 grams lighter for a baby

with a mother smoking during pregnancy. As baselines, we consider the ATE estimated by adjusting on the set of all observed features i.e., $\mathbf{x}^{(o)}$ and the ATE estimated by adjusting on the set of observed features without y_{des} i.e., $\mathbf{x}^{(o)} \setminus \{y_{\text{des}}\}$. We compare these against 2 instances of our algorithm (Algorithm 2) (a) x_t = mother’s age, \mathcal{X} = subsets of $\mathbf{x}^{(o)} \setminus \{x_t\}$ with size at-most 5 and (b) x_t = mother’s age, \mathcal{X} = subsets of $\mathbf{x}^{(o)} \setminus \{x_t, y_{\text{des}}\}$ with size at-most 5. As seen in Figure 4b, the ATE estimated using both the instances of our algorithm fall in the desired interval (i.e., (-250,-200)) while the ATE estimated by the baseline is quite sensitive to y_{des} . In absence of the dictionary mapping features to their description, our algorithm seems to be more robust than the baseline to the presence of descendants of outcome.

7 Conclusion, Limitations, Future Work

Conclusion. In this work, we show that it is possible to find valid adjustment sets under non-ignorability with the knowledge of a single causal parent of the treatment variable. We achieve this by providing an invariance test that exactly identifies all the subsets of observed features (not involving this parent) that satisfy the back-door criterion. Our framework has the potential to identify valid adjustment sets in the scenario where no causal parent of the treatment variable is known but a bi-directed neighbor of the treatment is known. In this case, if our invariance test is passed by a subset of observed features (not involving this neighbor), then this subset satisfies the back-door criterion i.e., it is a valid adjustment set. Building on our framework, we provide an algorithm for ATE estimation that uses subset-search with invariance testing and we also validate it empirically.

Limitations and Future work. Our algorithm relies on invariance testing (which is realized via a CI tester) and the subset search technique both of which are not suitable for high dimensions. Exploring the usage of invariant risk minimization (IRM) based optimization approaches for direct feature selection is an important future direction. Additionally, as discussed in Remark 1, our method does not cover all the back-door criteria (for e.g., the M-bias problem). Therefore, exploring alternate minimal DAG knowledge sufficient to test for a broader/different class of back-door criteria could be fruitful.

Acknowledgements

Kartik Ahuja acknowledges the support provided by IVADO postdoctoral fellowship funding program.

References

- [1] A. Abadie, A. Diamond, and J. Hainmueller. Synthetic control methods for comparative case studies: Estimating the effect of california’s tobacco control program. *Journal of the American statistical Association*, 105(490):493–505, 2010.
- [2] A. Abadie, D. Drukker, J. L. Herr, and G. W. Imbens. Implementing matching estimators for average treatment effects in stata. *The stata journal*, 4(3):290–311, 2004.
- [3] A. M. Alaa and M. van der Schaar. Bayesian inference of individualized treatment effects using multi-task gaussian processes. *arXiv preprint arXiv:1704.02801*, 2017.
- [4] D. Almond, K. Y. Chay, and D. S. Lee. The costs of low birth weight. *The Quarterly Journal of Economics*, 120(3):1031–1083, 2005.
- [5] M. Arjovsky, L. Bottou, I. Gulrajani, and D. Lopez-Paz. Invariant risk minimization. *arXiv preprint arXiv:1907.02893*, 2019.
- [6] E. Bareinboim, C. Brito, and J. Pearl. Local characterizations of causal bayesian networks. In *Graph Structures for Knowledge Representation and Reasoning*, pages 1–17. Springer, 2012.
- [7] M. D. Cattaneo. Efficient semiparametric estimation of multi-valued treatment effects under ignorability. *Journal of Econometrics*, 155(2):138–154, 2010.
- [8] V. Dorie. Npci: Non-parametrics for causal inference. 2016.
- [9] M. J. Funk, D. Westreich, C. Wiesen, T. Stürmer, M. A. Brookhart, and M. Davidian. Doubly robust estimation of causal effects. *American journal of epidemiology*, 173(7):761–767, 2011.
- [10] R. Guo, P. Zhang, H. Liu, and E. Kiciman. Out-of-distribution prediction with invariant risk minimization: The limitation and an effective fix. *arXiv preprint arXiv:2101.07732*, 2021.
- [11] C. Heinze-Deml, J. Peters, and N. Meinshausen. Invariant causal prediction for nonlinear models. *Journal of Causal Inference*, 6(2), 2018.
- [12] J. L. Hill. Bayesian nonparametric modeling for causal inference. *Journal of Computational and Graphical Statistics*, 20(1):217–240, 2011.
- [13] K. Hirano, G. W. Imbens, and G. Ridder. Efficient estimation of average treatment effects using the estimated propensity score. *Econometrica*, 71(4):1161–1189, 2003.
- [14] G. W. Imbens. Potential outcome and directed acyclic graph approaches to causality: Relevance for empirical practice in economics. *Journal of Economic Literature*, 58(4):1129–79, 2020.
- [15] G. W. Imbens and D. B. Rubin. Rubin causal model. In *Microeconometrics*, pages 229–241. Springer, 2010.
- [16] G. W. Imbens and D. B. Rubin. *Causal inference in statistics, social, and biomedical sciences*. Cambridge University Press, 2015.
- [17] F. Johansson, U. Shalit, and D. Sontag. Learning representations for counterfactual inference. In *International conference on machine learning*, pages 3020–3029. PMLR, 2016.
- [18] N. Kallus. Deepmatch: Balancing deep covariate representations for causal inference using adversarial training. In *International Conference on Machine Learning*, pages 5067–5077. PMLR, 2020.
- [19] P. Kamath, A. Tangella, D. J. Sutherland, and N. Srebro. Does invariant risk minimization capture invariance? *arXiv preprint arXiv:2101.01134*, 2021.
- [20] D. Krueger, E. Caballero, J.-H. Jacobsen, A. Zhang, J. Binas, D. Zhang, R. L. Priol, and A. Courville. Out-of-distribution generalization via risk extrapolation (rex). *arXiv preprint arXiv:2003.00688*, 2020.
- [21] S. R. Künnel, J. S. Sekhon, P. J. Bickel, and B. Yu. Metalearners for estimating heterogeneous treatment effects using machine learning. *Proceedings of the national academy of sciences*, 116(10):4156–4165, 2019.
- [22] R. J. LaLonde. Evaluating the econometric evaluations of training programs with experimental data. *The American economic review*, pages 604–620, 1986.

- [23] W. Liu, M. A. Brookhart, S. Schneeweiss, X. Mi, and S. Setoguchi. Implications of m bias in epidemiologic studies: a simulation study. *American journal of epidemiology*, 176(10):938–948, 2012.
- [24] S. Magliacane, T. van Ommen, T. Claassen, S. Bongers, P. Versteeg, and J. M. Mooij. Domain adaptation by using causal inference to predict invariant conditional distributions. *arXiv preprint arXiv:1707.06422*, 2017.
- [25] J. Pearl. [bayesian analysis in expert systems]: Comment: graphical models, causality and intervention. *Statistical Science*, 8(3):266–269, 1993.
- [26] J. Pearl. Causal diagrams for empirical research. *Biometrika*, 82(4):669–688, 1995.
- [27] J. Pearl. *Causality*. Cambridge university press, 2009.
- [28] J. Pearl. Comment: understanding simpson’s paradox. *The American Statistician*, 68(1):8–13, 2014.
- [29] J. Pearl, M. Glymour, and N. P. Jewell. *Causal inference in statistics: A primer*. John Wiley & Sons, 2016.
- [30] E. Perkovic, J. Textor, M. Kalisch, and M. H. Maathuis. Complete graphical characterization and construction of adjustment sets in markov equivalence classes of ancestral graphs. 2018.
- [31] J. Peters, P. Bühlmann, and N. Meinshausen. Causal inference by using invariant prediction: identification and confidence intervals. *Journal of the Royal Statistical Society. Series B (Statistical Methodology)*, pages 947–1012, 2016.
- [32] P. R. Rosenbaum. Optimal matching for observational studies. *Journal of the American Statistical Association*, 84(408):1024–1032, 1989.
- [33] P. R. Rosenbaum and D. B. Rubin. The central role of the propensity score in observational studies for causal effects. *Biometrika*, 70(1):41–55, 1983.
- [34] P. R. Rosenbaum and D. B. Rubin. Constructing a control group using multivariate matched sampling methods that incorporate the propensity score. *The American Statistician*, 39(1):33–38, 1985.
- [35] D. B. Rubin. Matching to remove bias in observational studies. *Biometrics*, pages 159–183, 1973.
- [36] D. B. Rubin. Estimating causal effects of treatments in randomized and nonrandomized studies. *Journal of educational Psychology*, 66(5):688, 1974.
- [37] B. Schölkopf. Causality for machine learning. *arXiv preprint arXiv:1911.10500*, 2019.
- [38] U. Shalit, F. D. Johansson, and D. Sontag. Estimating individual treatment effect: generalization bounds and algorithms. In *International Conference on Machine Learning*, pages 3076–3085. PMLR, 2017.
- [39] C. Shi, D. M. Blei, and V. Veitch. Adapting neural networks for the estimation of treatment effects. *arXiv preprint arXiv:1906.02120*, 2019.
- [40] C. Shi, V. Veitch, and D. Blei. Invariant representation learning for treatment effect estimation. *arXiv preprint arXiv:2011.12379*, 2020.
- [41] Y. Shimoni, E. Karavani, S. Ravid, P. Bak, T. H. Ng, S. H. Alford, D. Meade, and Y. Goldschmidt. An evaluation toolkit to guide model selection and cohort definition in causal inference. *arXiv preprint arXiv:1906.00442*, 2019.
- [42] I. Shpitser and J. Pearl. Complete identification methods for the causal hierarchy. *Journal of Machine Learning Research*, 9:1941–1979, 2008.
- [43] J. A. Smith and P. E. Todd. Does matching overcome lalonde’s critique of nonexperimental estimators? *Journal of econometrics*, 125(1-2):305–353, 2005.
- [44] E. V. Strobl, K. Zhang, and S. Visweswaran. Approximate kernel-based conditional independence tests for fast non-parametric causal discovery. *Journal of Causal Inference*, 7(1), 2019.

- [45] A. Subbaswamy, P. Schulam, and S. Saria. Preventing failures due to dataset shift: Learning predictive models that transport. In *The 22nd International Conference on Artificial Intelligence and Statistics*, pages 3118–3127. PMLR, 2019.
- [46] A. Swaminathan, A. Krishnamurthy, A. Agarwal, M. Dudík, J. Langford, D. Jose, and I. Zitouni. Off-policy evaluation for slate recommendation. *arXiv preprint arXiv:1605.04812*, 2016.
- [47] J. Tian and J. Pearl. A general identification condition for causal effects. In *Aaai/iaai*, pages 567–573, 2002.
- [48] C. Uhler, G. Raskutti, P. Bühlmann, and B. Yu. Geometry of the faithfulness assumption in causal inference. *The Annals of Statistics*, pages 436–463, 2013.
- [49] T. J. VanderWeele and I. Shpitser. A new criterion for confounder selection. *Biometrics*, 67(4):1406–1413, 2011.
- [50] S. Wager and S. Athey. Estimation and inference of heterogeneous treatment effects using random forests. *Journal of the American Statistical Association*, 113(523):1228–1242, 2018.
- [51] J. Yoon, J. Jordon, and M. Van Der Schaar. Ganite: Estimation of individualized treatment effects using generative adversarial nets. In *International Conference on Learning Representations*, 2018.

Appendix

Organization. In Appendix A, we provide the definition of d-separation as well as a few related definitions. In Appendix B, we provide a few additional notations. In Appendix C, we provide a proof of Theorem 4.1 and also provide an illustrative example for Theorem 4.1. In Appendix D, we provide a proof of Theorem 4.2. In Appendix E, we provide a discussion on the M-bias problem. In Appendix F, we provide a discussion on Algorithm 1, an example illustrating Algorithm 1, and a proof of Corollary 2. In Appendix G, we provide an implementation of the ATE estimation routine considered in this work. The baseline we compare against is an instance of this ATE estimation routine. In Appendix H, we discuss the usage of real-world CI testers in Algorithm 2, provide more discussions on experiments from Section 6 as well as specify all the training details.

A D-separation

In this Section, we define d-separation with respect to a semi-Markovian DAG \mathcal{G} . The d-separation or directed-separation is a commonly used graph separation criterion that characterizes conditional independencies in DAGs. First, we will define the notion of a path.

Definition 8. (*Path*) A path $\mathcal{P}(x_1, x_k)$ is an ordered sequence of distinct nodes $x_1 \dots x_k$ and the edges between these nodes such that for any $i \in [k]$, $x_i \in \mathbf{x}^{(o)}$ and for any $i \in [k-1]$, either $x_i \rightarrow x_{i+1}$, $x_i \leftarrow x_{i+1}$ or $x_i \longleftrightarrow x_{i+1}$.

For example, in Figure 1b, $\mathcal{P}(x_1, x_3) = \{x_1 \rightarrow x_2 \longleftrightarrow x_3\}$ and $\mathcal{P}(t, y) = \{t \longleftrightarrow x_1 \rightarrow x_2 \longleftrightarrow x_3 \longleftrightarrow y\}$ are two distinct paths. Next, we will define the notion of a collider.

Definition 9. (*Collider*) In a path $\mathcal{P}(x_1, x_k)$, for any $i \in \{2, \dots, k-1\}$, a collider at x_i mean that the arrows (or edges) meet head-to-head (collide) at x_i i.e. either $x_{i-1} \rightarrow x_i \leftarrow x_{i+1}$, $x_{i-1} \longleftrightarrow x_i \leftarrow x_{i+1}$, $x_{i-1} \rightarrow x_i \longleftrightarrow x_{i+1}$ or $x_{i-1} \longleftrightarrow x_i \longleftrightarrow x_{i+1}$.

For example, in $\mathcal{P}(x_1, x_3)$ defined above, there is a collider at x_2 . Next, we define the notion of a descendant path.

Definition 10. (*Descendant path*) A path $\mathcal{P}(x_1, x_k)$ is said to be an descendant path from x_1 to x_k if $\forall i \in [k-1]$, $x_i \rightarrow x_{i+1}$.

For example, in Figure 1b, $\mathcal{P}(x_1, y) = \{x_1 \rightarrow x_2 \rightarrow y\}$ is an descendant path from x_1 to y . Next, we define the notion of a descendant.

Definition 11. (*Descendant*) A node x_k is a descendant of a node x_1 if there exists an descendant path $\mathcal{P}(x_1, x_k)$ from x_1 to x_k .

For example, in Figure 1b, y is a descendant of x_1 .

Definition 12. (*Blocking path*) For any variables $w_1, w_2 \in \mathcal{W}$, a set $\mathbf{w} \subseteq \mathcal{W}$, and a path $\mathcal{P}(w_1, w_2)$, \mathbf{w} blocks the path $\mathcal{P}(w_1, w_2)$ if there exists a node w in the path $\mathcal{P}(w_1, w_2)$ that satisfies either of the following two conditions:

- (1) $w \in \mathbf{w}$ and w is not a collider.
- (2) neither node w nor any of it's descendant is in \mathbf{w} ; and w is a collider.

For example, in Figure 1b, $\{x_2\}$ blocks the path $\mathcal{P}(x_1, y) = \{x_1 \rightarrow x_2 \rightarrow y\}$. Further, $\{x_2\}$ also blocks the path $\mathcal{P}(x_1, y) = \{x_1 \rightarrow x_2 \longleftrightarrow x_3 \longleftrightarrow y\}$.

Definition 13. (*D-separation*) For any variables $w_1, w_2 \in \mathcal{W}$, and a set $\mathbf{w} \subseteq \mathcal{W}$, w_1 and w_2 are d-separated by \mathbf{w} in \mathcal{G} if \mathbf{w} blocks every path between w_1 and w_2 in \mathcal{G} .

For example, in Figure 1b, x_1 and y are d-separated by $\{x_2\}$.

B Additional Notations

In this Section, we will look at a few additional notations that will be used in the proofs of Theorem 4.1, Theorem 4.2, and Corollary 2.

B.1 \mathcal{G}_{-t}

Often it is favorable to think of the back-door criterion in terms of the graph obtained by removing the edge from t to y in \mathcal{G} . Let \mathcal{G}_{-t} denote this graph. The following (well-known) remark connects the back-door criterion to \mathcal{G}_{-t} .

Remark 2. *Under Assumptions 1 and 2, a set of variables $\mathbf{z} \subseteq \mathbf{x}$ satisfies the back-door criterion relative to the ordered pair of variables (t, y) in \mathcal{G} if and only if t and y are d -separated by \mathbf{z} in \mathcal{G}_{-t} .*

Proof. Under Assumptions 1 and 2, y is the only descendant of t i.e., no node in \mathbf{x} is a descendant of t . Therefore, from Definition 6, \mathbf{z} satisfying the back-door criterion relative to (t, y) in \mathcal{G} is equivalent to \mathbf{z} blocking every path between t and y in \mathcal{G} that contains an arrow into t . Further, under Assumption 1, there are no paths between t and y in \mathcal{G} that contain an arrow out of t apart from the direct path $t \rightarrow y$. However, this direct path $t \rightarrow y$ does not exist in \mathcal{G}_{-t} . Therefore, \mathbf{z} blocking every path between t and y in \mathcal{G} that contains an arrow into t is equivalent to \mathbf{z} blocking every path between t and y in \mathcal{G}_{-t} . Thus, \mathbf{z} satisfying the back-door criterion relative to (t, y) in \mathcal{G} is equivalent to \mathbf{z} blocking every path between t and y in \mathcal{G}_{-t} i.e., $t \perp_d y | \mathbf{z}$ in \mathcal{G}_{-t} . \square

B.2 Subset of a path

Now, we will define the notion of a subset of a path.

Definition 14. *(Subset of a path) A path $\mathcal{P}'(y_1, y_j)$ is said to be a strict subset of the path $\mathcal{P}(x_1, x_k)$ (denoted by $\mathcal{P}'(y_1, y_j) \subset \mathcal{P}(x_1, x_k)$) if $j < k$, $\exists i \in [k + 1 - j]$ such that $x_i = y_1$, $x_{i+1} = y_2, \dots, x_{i+j-1} = y_j$ and the edge between x_{i+l-1} and x_{i+l} is same as the edge between y_l and $y_{l+1} \forall l \in [j - 1]$.*

For example, in Figure 1b, $\mathcal{P}(x_1, x_3) = \{x_1 \rightarrow x_2 \leftrightarrow x_3\}$ is a subset of the path $\mathcal{P}(t, y) = \{t \leftrightarrow x_1 \rightarrow x_2 \leftrightarrow x_3 \leftrightarrow y\}$ i.e., $\mathcal{P}(x_1, x_3) \subset \mathcal{P}(t, y)$. For a path $\mathcal{P}(x_1, x_k)$, it is often convenient to represent the subset obtained by removing the nodes at each extreme and the corresponding edges by $\mathcal{P}(x_1, x_k) \setminus \{x_1, x_k\}$. For example, $\mathcal{P}(x_1, x_3) = \mathcal{P}(t, y) \setminus \{t, y\}$.

C Proof of Theorem 4.1 and an illustrative example

In this Section, we will prove Theorem 4.1 and also provide an illustrative example for Theorem 4.1. Recall the notions of *path*, *collider*, *descendant path*, *blocking path* and *d-separation* from Appendix A. Also, recall the notions of *subset of a path* and \mathcal{G}_{-t} as well as Remark 2 from Appendix B.

C.1 Proof of Theorem 4.1

We re-state the Theorem below and then provide the proof. ¹

¹We say that \mathbf{z} satisfies the backdoor criterion if it blocks all the backdoor paths between t and y in \mathcal{G} i.e., paths between t and y in \mathcal{G} that contains an arrow into t . Please see Definition 6 in the main paper.

Theorem 4.1. *Let Assumptions 1 and 2 be satisfied. Consider any $x_t \in \mathbf{x}^{(o)}$ that has a direct edge or a bi-directed edge to t i.e., either $x_t \rightarrow t$, $x_t \leftrightarrow t$ or $x_t \leftarrow t$. Let e be sub-sampled using x_t and \mathbf{v} for any $\mathbf{v} \subseteq \mathcal{V} \setminus \{x_t, y\}$ i.e., $e = f(x_t, \mathbf{v}, \eta)$. Let $\mathbf{z} \subseteq \mathbf{x}^{(o)} \setminus \{x_t\}$. If e is d -separated from y by \mathbf{z} and t in \mathcal{G} i.e., $e \perp_d y | \mathbf{z}, t$ in \mathcal{G} , then \mathbf{z} satisfies the back-door criterion relative to (t, y) in \mathcal{G} .*

Proof. We will prove this by contradiction. Suppose \mathbf{z} does not satisfy the back-door criterion relative to (t, y) in \mathcal{G} . From Remark 2, under Assumptions 1 and 2, this is equivalent to t and y not being d -separated by \mathbf{z} in \mathcal{G}_{-t} . This is further equivalent to saying that there exists at least one unblocked path (not containing the edge $t \rightarrow y$) from t to y in \mathcal{G} when \mathbf{z} is conditioned on. Let $\mathcal{P}(t, y)$ denote the shortest of these unblocked paths. We have the following two scenarios depending on whether or not $\mathcal{P}(t, y)$ contains x_t . First, we will show that in both of these cases there exists an unblocked path² $\mathcal{P}'(x_t, y)$ from x_t to y in \mathcal{G} when \mathbf{z}, t are conditioned on.

Note : All bi-directed edges in \mathcal{G} are unblocked because (a) none of the unobserved feature is conditioned on and (b) there is no collider at any of the unobserved feature.

- (i) $x_t \in \mathcal{P}(t, y)$: This implies that there is an unblocked path $\mathcal{P}''(x_t, y) \subset \mathcal{P}(t, y)$ from x_t to y in \mathcal{G} when \mathbf{z} is conditioned on. Suppose we now condition on t in addition to \mathbf{z} . The conditioning on t can affect the path $\mathcal{P}''(x_t, y)$ only³ if a) there is an unblocked descendant path from some $x_s \in \mathcal{P}''(x_t, y) \setminus \{x_t, y\}$ to t and b) x_s is a collider in the path $\mathcal{P}''(x_t, y) \setminus \{x_t, y\}$. However, conditioning on such a t cannot block the path $\mathcal{P}''(x_t, y)$. Thus, there exists an unblocked path $\mathcal{P}'(x_t, y) = \mathcal{P}''(x_t, y)$ in \mathcal{G} when \mathbf{z}, t are conditioned on.
- (ii) $x_t \notin \mathcal{P}(t, y)$: Under Assumption 1, \mathcal{G} cannot contain the edge $t \leftarrow y$ (because a DAG cannot have a cycle). Furthermore, under Assumption 1, t has no child other than y . Therefore, in this case, the path $\mathcal{P}(t, y)$ takes one of the following two forms : (a) $t \leftarrow x_s \cdots y$ or (b) $t \leftrightarrow x_s \cdots y$ for some $x_s \neq x_t$. In either case, there is a collider at t (i.e., either $x_t \rightarrow t \leftarrow x_s$, $x_t \rightarrow t \leftrightarrow x_s$, $x_t \leftrightarrow t \leftarrow x_s$ or $x_t \leftrightarrow t \leftrightarrow x_s$) in the path $\mathcal{P}'''(x_t, x_s)$ from x_t to x_s . Suppose we now condition on t in addition to \mathbf{z} . The conditioning on t unblocks the path $\mathcal{P}'''(x_t, x_s)$ because there is a collider at t . Also, similar to the previous case, the conditioning on t cannot block the path $\mathcal{P}(t, y)$ from t to y (passing through x_s). Therefore, we see that there is an unblocked path $\mathcal{P}'(x_t, y)$ from x_t to y (passing through t and x_s) in \mathcal{G} when \mathbf{z}, t are conditioned on (i.e., either $x_t \rightarrow t \leftarrow x_s \cdots y$, $x_t \rightarrow t \leftrightarrow x_s \cdots y$, $x_t \leftrightarrow t \leftarrow x_s \cdots y$ or $x_t \leftrightarrow t \leftrightarrow x_s \cdots y$).

Now, in each of the above cases, there is an edge from x_t to e because e is sub-sampled using x_t . Therefore, there exists an unblocked path $\mathcal{P}''''(e, y) \supset \mathcal{P}'(x_t, y)$ of the form $e \leftarrow x_t \cdots y$ in \mathcal{G} when \mathbf{z}, t are conditioned on because $x_t \notin \mathbf{z}$ i.e., x_t is not conditioned on. This is true regardless of whether x_t is an ancestor of \mathbf{z} or not since the edge $e \leftarrow x_t$ cannot create a collider at x_t . The existence of the path $\mathcal{P}''''(e, y)$ contradicts the fact that e is d -separated from y by \mathbf{z} and t in \mathcal{G} . This completes the proof. \square

C.2 An illustrative example for Theorem 4.1

Now, we will look into an example illustrating Theorem 4.1. Consider the DAG \mathcal{G}^{bi} in Figure 5. We let $x_t = x_1$ (because $x_1 \leftrightarrow t$) and sub-sample e using x_1 and t (see Figure

²Note: There is no possibility of an unblocked path from x_t to y in \mathcal{G} containing the edge $t \rightarrow y$ when \mathbf{z}, t are conditioned on. This is because t is conditioned on and any such path to y cannot form a collider at t .

³ $t \notin \mathcal{P}''(x_t, y)$ because $\mathcal{P}(t, y)$ is the shortest unblocked path (not containing the edge $t \rightarrow y$) from t to y in \mathcal{G} when \mathbf{z} is conditioned on.

5). For this example, $\mathbf{z} \subseteq \{x_2, x_3\}$ i.e., $\mathbf{z} \in \{\emptyset, \{x_2\}, \{x_3\}, \{x_2, x_3\}\}$. It is easy to verify that $e \perp\!\!\!\perp_d y|x_2, t$ but $e \not\perp\!\!\!\perp_d y|t$, $e \not\perp\!\!\!\perp_d y|x_2, t$, and $e \not\perp\!\!\!\perp_d y|x_2, x_3, t$ in \mathcal{G}^{bi} . Given these, Theorem 4.1 implies that $\mathbf{z} = \{x_2\}$ should satisfy the back-door criterion relative to (t, y) in \mathcal{G}^{bi} . This is indeed the case and can be verified easily. Thus, we see that our framework has the potential to identify valid adjustment sets ($\{x_2\}$ for \mathcal{G}^{bi}) in the scenario where no causal parent of the treatment variable is known but a bi-directed neighbor of the treatment is known.

Note : Theorem 4.1 does not comment on whether $\emptyset, \{x_3\}$ and $\{x_2, x_3\}$ satisfy or do not satisfy the back-door criterion relative to (t, y) in \mathcal{G}^{bi} .

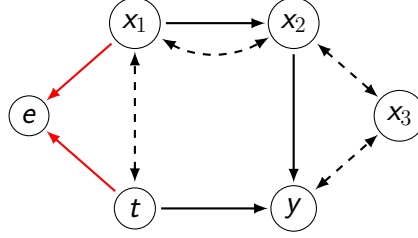


Figure 5: The DAG \mathcal{G}^{bi} where e has been sub-sampled using x_1 and t .

D Proof of Theorem 4.2

In this Section, we will prove Theorem 4.2. Recall the notions of *path*, *collider*, *descendant path*, *descendant*, *blocking path* and *d-separation* from Appendix A. Also, recall the notions of *subset of a path* and \mathcal{G}_{-t} as well as Remark 2 from Appendix B.

We re-state the Theorem below and then provide the proof.⁴

Theorem 4.2. *Let Assumptions 1 and 2 be satisfied. Consider any $x_t \in \mathbf{x}^{(o)}$ that has a direct edge to t i.e., $x_t \rightarrow t$ or $x_t \xleftrightarrow{} t$. Let e be sub-sampled using x_t and \mathbf{v} for any $\mathbf{v} \subseteq \{t\}$ i.e., $e = f(x_t, \mathbf{v}, \eta)$. Let $\mathbf{z} \subseteq \mathbf{x}^{(o)} \setminus \{x_t\}$. If \mathbf{z} satisfies the back-door criterion relative to (t, y) in \mathcal{G} , then e is d-separated from y by \mathbf{z} and t in \mathcal{G} i.e., $e \perp\!\!\!\perp_d y|\mathbf{z}, t$ in \mathcal{G} .*

Proof. We will prove this by contradiction. Suppose $e \not\perp\!\!\!\perp_d y|\mathbf{z}, t$ in \mathcal{G} i.e., e and y are not d-separated by \mathbf{z}, t in \mathcal{G} . In other words, there exists at least one unblocked path from e to y in \mathcal{G} when \mathbf{z}, t are conditioned on. Let $\mathcal{P}(e, y)$ denote the shortest of these unblocked paths.

Depending on the choice of \mathbf{v} , we have the following two cases. In each of this cases, we will show that the path $\mathcal{P}(e, y)$ is of the form $e \leftarrow x_t \cdots y$.

- $\mathbf{v} = \{t\}$: e is sub-sampled using t and x_t . Therefore, the path $\mathcal{P}(e, y)$ can take one of the following two forms : (a) $e \leftarrow t \cdots y$ or (b) $e \leftarrow x_t \cdots y$. However, t is conditioned on and the path $e \leftarrow t \cdots y$ cannot form a collider at t (because of the edge $e \leftarrow t$). Therefore, the path $\mathcal{P}(e, y)$ cannot be of the form $e \leftarrow t \cdots y$ and has to be of the form $e \leftarrow x_t \cdots y$.
- $\mathbf{v} = \emptyset$: e is sub-sampled using only x_t . Therefore, the path $\mathcal{P}(e, y)$ has to be of the form $e \leftarrow x_t \cdots y$.

Now, observe that there is no collider at x_t in the path $e \leftarrow x_t \cdots y$ and x_t is not conditioned on (because $x_t \notin \mathbf{z}$). Therefore, there exists at least one unblocked path from x_t to y in \mathcal{G} when \mathbf{z}, t are conditioned on. Let $\mathcal{P}'(x_t, y) \subset \mathcal{P}(e, y)$ denote the shortest of these unblocked

⁴We say that \mathbf{z} satisfies the backdoor criterion if it blocks all the backdoor paths between t and y in \mathcal{G} i.e., paths between t and y in \mathcal{G} that contains an arrow into t . Please see Definition 6 in the main paper.

paths from x_t to y in \mathcal{G} when \mathbf{z}, t are conditioned on. The path $\mathcal{P}'(x_t, y)$ cannot contain the edge $t \rightarrow y$ since t is conditioned on and the path cannot form a collider at t (because of the edge $t \rightarrow y$).

We have the following two scenarios depending on whether or not $\mathcal{P}'(x_t, y)$ contains t . First, we will show that in both of these cases there exists an unblocked path $\mathcal{P}''(t, y)$ from t to y (that does not contain the edge $t \rightarrow y$) in \mathcal{G} when \mathbf{z} is conditioned on.

Note : All bi-directed edges in \mathcal{G} are unblocked because (a) none of the unobserved feature is conditioned on and (b) there is no collider at any of the unobserved feature.

- (1) $t \notin \mathcal{P}'(x_t, y)$: Suppose we now uncondition on t (but still condition on \mathbf{z}). We have the following two scenarios depending on whether or not unconditioning on t blocks the path $\mathcal{P}'(x_t, y)$ (while \mathbf{z} is still conditioned on).

- (i) Unconditioning on t does not block the path $\mathcal{P}'(x_t, y)$: Consider the path $\mathcal{P}''(t, y) \supset \mathcal{P}'(x_t, y)$ from t to y of the form $t \leftarrow x_t \cdots y$. This path is unblocked in \mathcal{G} when \mathbf{z} is conditioned on because (a) by assumption the path $\mathcal{P}'(x_t, y)$ is unblocked in \mathcal{G} when \mathbf{z} is conditioned on and (b) there is no collider at x_t in this path (in addition to x_t not being conditioned on since $x_t \notin \mathbf{z}$). $\mathcal{P}''(t, y)$ does not contain the edge $t \rightarrow y$ because $\mathcal{P}'(x_t, y)$ does not contain the edge $t \rightarrow y$.

- (ii) Unconditioning on t blocks the path $\mathcal{P}'(x_t, y)$ (Refer Figure 6 for an illustration of this case):

We will first create a set \mathbf{x}_S consisting of all the nodes at which the path $\mathcal{P}'(x_t, y)$ is blocked when t is unconditioned on (while \mathbf{z} is still conditioned on). Define the set $\mathbf{x}_S \subseteq \mathbf{x}^{(o)}$ such that for any $x_s \in \mathbf{x}_S$ the following are true: (a) $x_s \in \mathcal{P}'(x_t, y) \setminus \{x_t, y\}$, (b) the path $\mathcal{P}'(x_t, y)$ contains a collider at x_s , (c) there is a descendant path $\mathcal{P}^d(x_s, t)$ from x_s to t , (d) the descendant path $\mathcal{P}^d(x_s, t)$ is unblocked when \mathbf{z} is conditioned on, (e) $x_s \notin \mathbf{z}$, and (f) there is no unblocked descendant path from x_s to any $x_a \in \mathbf{z}$.

Since the path $\mathcal{P}'(x_t, y)$ is blocked when t is unconditioned on (while \mathbf{z} is still conditioned on), we must have that $\mathbf{x}_S \neq \emptyset$. Let $x_c \in \mathbf{x}_S$ be that node which is closest to y in the path $\mathcal{P}'(x_t, y)$. By the definition of \mathbf{x}_S and the choice of x_c , unconditioning on t cannot block the path $\mathcal{P}'''(x_c, y) \subset \mathcal{P}'(x_t, y)$ when \mathbf{z} is still conditioned on. Also, by the definition of \mathbf{x}_S , the descendant path $\mathcal{P}^d(x_c, t)$ from x_c to t is unblocked when \mathbf{z} is conditioned on.

Now consider the path $\mathcal{P}''(t, y)$ of the form $t \leftarrow \cdots \leftarrow x_c \leftarrow \cdots y$ i.e., $\mathcal{P}''(t, y) \supset \mathcal{P}'''(x_c, y)$ and $\mathcal{P}''(t, y) \supset \mathcal{P}^d(x_c, t)$. The path $\mathcal{P}''(t, y)$ is unblocked when \mathbf{z} is conditioned on since (a) $\mathcal{P}^d(x_c, t)$ is unblocked when \mathbf{z} is conditioned on, (b) $\mathcal{P}'''(x_c, y)$ is unblocked when \mathbf{z} is conditioned on, and (c) there is no collider at x_c and x_c is not conditioned on since $x_c \notin \mathbf{z}$. Furthermore, $\mathcal{P}''(t, y)$ does not contain the edge $t \rightarrow y$ because $\mathcal{P}'''(x_c, y) \subset \mathcal{P}'(x_t, y)$ does not contain the edge $t \rightarrow y$ and $\mathcal{P}^d(x_c, t)$ does not contain the edge $t \rightarrow y$.

- (2) $t \in \mathcal{P}'(x_t, y)$: In this case, there is an unblocked path $\mathcal{P}''''(t, y) \subset \mathcal{P}'(x_t, y)$ from t to y when \mathbf{z}, t are conditioned on. There are two sub-cases depending on whether or not unconditioning on t can block the path $\mathcal{P}''''(t, y)$ (while \mathbf{z} is still conditioned on).

- (A) Unconditioning on t does not block the path $\mathcal{P}''''(t, y)$: In this case, by assumption, the path $\mathcal{P}''(t, y) = \mathcal{P}''''(t, y)$ in \mathcal{G} is unblocked when \mathbf{z} is conditioned on. Furthermore, since $\mathcal{P}''(t, y) \subset \mathcal{P}'(x_t, y)$, $\mathcal{P}''(t, y)$ does not contain the edge $t \rightarrow y$.

- (B) Unconditioning on t blocks the path $\mathcal{P}''''(t, y)$: Let $x_{t'}$ be the node adjacent to t in the path $\mathcal{P}''''(t, y)$. Consider the path $\mathcal{P}''''(x_{t'}, y) \subset \mathcal{P}''''(t, y)$. Clearly, $t \notin \mathcal{P}''''(x_{t'}, y)$ since the path $\mathcal{P}'(x_t, y)$ was assumed to be the shortest unblocked path from x_t to y . Therefore, the only way unconditioning on t could block the

path $\mathcal{P}''''(t, y)$ is if it blocked the path $\mathcal{P}''''(x_{t'}, y)$. Now, this sub-case is similar to the case (1)(ii) with $x_t = x_{t'}$ and $\mathcal{P}'(x_t, y) = \mathcal{P}''''(x_{t'}, y)$ ⁵. As in (1)(ii), it can be shown that there exists an unblocked path $\mathcal{P}''(t, y)$ in \mathcal{G} (that does not contain the edge $t \rightarrow y$) when \mathbf{z} is conditioned on.

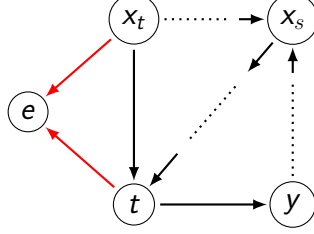


Figure 6: Illustrating the case (1)(ii) in the proof of Theorem 4.2

Now, in each of the above cases, there exists an unblocked path $\mathcal{P}''(t, y)$ in \mathcal{G} when \mathbf{z} is conditioned on and this path does not contain the edge $t \rightarrow y$. Therefore, there exists an unblocked path $\mathcal{P}''(t, y)$ in \mathcal{G}_{-t} when \mathbf{z} is conditioned on (since $\mathcal{P}''(t, y)$ does not contain the edge $t \rightarrow y$) implying $t \not\perp_d y | \mathbf{z}$ in \mathcal{G}_{-t} . From Remark 2, under Assumptions 1 and 2, this is equivalent to \mathbf{z} not satisfying the back-door criterion relative to (t, y) in \mathcal{G} leading to a contradiction. This completes the proof. \square

E The M-bias Model

In this Section, we discuss the M-bias problem. It is a causal model under which although some observed features (that are pre-treatment) are provided, one must not adjust for any of it. This model has been widely discussed [14, 23] in the literature to underscore the need for algorithms that find valid adjustment sets.

We illustrate the semi-Markov model in the M-bias problem (with the corresponding DAG \mathcal{G}^M) in Figure 7.

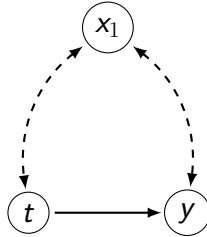


Figure 7: The DAG \mathcal{G}^M illustrating the M-bias problem.

The DAG \mathcal{G}^M consists of the following edges: $t \rightarrow y, x_1 \leftrightarrow t, x_1 \leftrightarrow y$. It is easy to verify that $\{x_1\}$ does not satisfy the back-door criterion with respect to (t, y) in \mathcal{G}^M . Further, it is also easy to verify that the empty set i.e., \emptyset satisfies the back-door criterion with respect to (t, y) in \mathcal{G}^M . In what follows, we will see how our framework cannot be used to arrive at this conclusion.

There are no observed parents of t in \mathcal{G}^M . Therefore, Theorem 4.2 (i.e., the necessary condition) does not apply here. For Theorem 4.1 to be applicable, there is only one choice of x_t i.e., one must use $x_t = x_1$. Now, for any $\mathbf{v} \subseteq \{t\}$ such that \mathbf{e} is sub-sampled according to $\mathbf{e} = f(x_1, \mathbf{v}, \eta)$, \mathbf{e} is not d-separated from y given only t . Therefore, one cannot conclude whether or not $\mathbf{z} = \emptyset$ satisfies the back-door criterion with respect to (t, y) in \mathcal{G}^M from

⁵The choice of edge (\rightarrow or \leftrightarrow) between x_t and t does not matter in (1)(ii).

Theorem 4.1 (i.e., the sufficiency condition). In summary, we see that our sufficient condition cannot identify the set satisfying the back-door criterion (i.e., the null set) and necessity condition does not apply in the case of the M-bias problem.

Therefore, there are models where sets satisfying the back-door criterion exist (for e.g., the empty set in the M-bias problem) and our results may not be able to identify them.

F Finding all back-doors

In this Section, we provide a discussion on Algorithm 1, an example illustrating Algorithm 1, and the proof of Corollary 2.

F.1 Discussion on Algorithm 1

Algorithm 1 is based on two key ideas : (1) Any subset of the observed features that contains all the parents of the treatment satisfies the back-door criterion relative to (t, y) in \mathcal{G} . Formally, consider the set \mathcal{Z}_1 obtained by adding $\pi(t)$ to every element of the power set of $\mathbf{x}^{(o)} \setminus \pi(t)$. Then, any $\mathbf{z} \in \mathcal{Z}_1$ satisfies the back-door criterion relative to (t, y) in \mathcal{G} . We use the set \mathcal{Z}_1 in the initialization step of Algorithm 1 as it can be constructed easily with the knowledge of $\mathbf{x}^{(o)}$ and $\pi(t)$. (2) For any $\mathbf{z} \notin \mathcal{Z}$ that satisfies the back-door criterion relative to (t, y) in \mathcal{G} , there exists $x_t \in \pi(t)$ such that $\mathbf{z} \subseteq \mathbf{x}^{(o)} \setminus x_t$. In this scenario, Algorithm 1 captures \mathbf{z} because $e \perp_p y | \mathbf{z}, t$ from Corollary 1 (under Assumption 3).

F.2 Example

We illustrate Algorithm 1 with an example. Consider the DAG \mathcal{G}_{bd} in Figure 8. It is easy to verify that, for \mathcal{G}_{bd} , $\mathcal{Z} = \{\{x_3\}, \{x_1, x_3\}, \{x_2, x_3\}, \{x_1, x_2\}, \{x_1, x_2, x_3\}, \{x_1, x_2, x_4\}, \{x_1, x_2, x_3, x_4\}\}$. Now, Algorithm 1 takes $\pi(t) = \{x_1, x_2\}$ and $\mathbf{x}^{(o)} = \{x_1, x_2, x_3, x_4\}$ as inputs. Therefore, $\mathcal{Z}_1 = \{x_1, x_2\}, \{x_1, x_2, x_3\}, \{x_1, x_2, x_4\}, \{x_1, x_2, x_3, x_4\}$ can be constructed by adding $\pi(t)$ to every element of the power set of $\mathbf{x}^{(o)} \setminus \pi(t)$ i.e., to the power set of $\{x_3, x_4\}$. Algorithm 1 is initialized with \mathcal{Z}_1 and the only remaining sets to be identified are $\{x_3\}, \{x_1, x_3\}$, and $\{x_2, x_3\}$. When $x_t = x_1$, Algorithm 1 will identify $\{x_3\}$ and $\{x_2, x_3\}$ as sets that satisfy the back-door criterion relative to (t, y) in \mathcal{G}_{bd} . Similarly, when $x_t = x_2$, Algorithm 1 will identify $\{x_3\}$ and $\{x_1, x_3\}$ as sets that satisfy the back-door criterion relative to (t, y) in \mathcal{G}_{bd} .

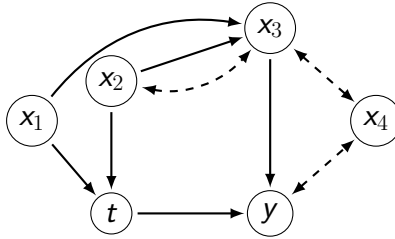


Figure 8: The DAG \mathcal{G}_{bd} for illustrating Algorithm 1

F.3 Proof of Corollary 2

Recall the notions of *path*, *collider*, *descendant path*, *descendant*, *blocking path* and *d-separation* from Appendix A. Also, recall the notions of *subset of a path* and \mathcal{G}_{-t} as well as Remark 2 from Appendix B. We re-state the Corollary below and then provide the proof.

Corollary 2. *Let Assumptions 1, 2 and 3 be satisfied. Let \mathcal{Z} be the set of all sets $\mathbf{z} \subseteq \mathbf{x}^{(o)}$ that satisfy the back-door criterion relative to the ordered pair of variables (t, y) in \mathcal{G} . If*

all the parents of t are observed and known i.e., $\pi(t) = \pi^{(o)}(t)$ is known, then Algorithm 1 returns the set \mathcal{Z} .

Proof. From Remark 2, under assumptions 1 and 2, \mathbf{z} satisfying the back-door criterion relative to the ordered pair of variables (t, y) in \mathcal{G} is equivalent to t and y being d-separated by \mathbf{z} in \mathcal{G}_{-t} i.e., $t \perp_d y | \mathbf{z}$ in \mathcal{G}_{-t} . From [29], $\pi(t)$ always satisfies the back-door criterion relative to the ordered pair of variables (t, y) in \mathcal{G} i.e., $t \perp_d y | \pi(t)$ in \mathcal{G}_{-t} . Consider any $\mathbf{z} \subseteq \mathbf{x}^{(o)}$ such that $\pi(t) \subseteq \mathbf{z}$. First, we will show that $t \perp_d y | \mathbf{z}$ in \mathcal{G}_{-t} i.e., \mathbf{z} satisfies the back-door criterion relative to the ordered pair of variables (t, y) in \mathcal{G} .

Suppose $t \not\perp_d y | \mathbf{z}$ in \mathcal{G}_{-t} i.e., t and y are not d-separated by \mathbf{z} in \mathcal{G}_{-t} . This is equivalent to saying that there exists at least one unblocked path (not containing the edge $t \rightarrow y$) from t to y in \mathcal{G}_{-t} when \mathbf{z} is conditioned on. Without the loss of generality, let $\mathcal{P}(t, y)$ denote any one of these unblocked paths. The path $\mathcal{P}(t, y)$ has to be of the form $t \leftarrow x_t \cdots y$ where $x_t \in \pi(t)$ because (a) under Assumption 1, \mathcal{G} cannot contain the edge $t \leftarrow y$ (because a DAG cannot have a cycle) and (b) under Assumption 1, t has no child other than y . However, $x_t \in \pi(t) \subseteq \mathbf{z}$ i.e., x_t is conditioned on. Now since there is no collider at x_t in the path $\mathcal{P}(t, y)$, it cannot be unblocked and this leads to a contradiction. Therefore, \mathbf{z} satisfies the back-door criterion relative to the ordered pair of variables (t, y) in \mathcal{G} .

Now, consider the set \mathcal{Z}_1 obtained by adding $\pi(t)$ to every element of the power set of $\mathbf{x}^{(o)} \setminus \pi(t)$ i.e., $\mathcal{Z}_1 := \{\mathbf{z} \subseteq \mathbf{x}^{(o)} : \pi(t) \subseteq \mathbf{z}\}$. From the argument above, we have $\mathcal{Z}_1 \subseteq \mathcal{Z}$. From the knowledge of $\pi(t)$ and $\mathbf{x}^{(o)}$, one can easily construct the set \mathcal{Z}_1 and thus initialize \mathcal{Z} in Algorithm 1 with \mathcal{Z}_1 .

Now, consider the set $\mathcal{Z}_2 := \mathcal{Z} \setminus \mathcal{Z}_1$. Consider any set $\mathbf{z} \in \mathcal{Z}_2$ satisfying the back-door criterion relative to the ordered pair of variables (t, y) in \mathcal{G} . By the definition of \mathcal{Z}_1 (and \mathcal{Z}_2), there exists at least one parent of t not present in the set \mathbf{z} . In other words, there exists $x_t \in \pi(t)$ such that $\mathbf{z} \subseteq \mathbf{x}^{(o)} \setminus x_t$. From Corollary 1, under Assumption 3, this is equivalent to $e \perp_p y | \mathbf{z}, t$. Therefore, Algorithm 1 will capture the set \mathbf{z} . Since the choice of \mathbf{z} was random, Algorithm 1 will capture every $\mathbf{z} \in \mathcal{Z}_2$ and return $\mathcal{Z}_1 \cup \mathcal{Z}_2$. This completes the proof. \square

G ATE estimation routine

In this Section, we provide an implementation of the ATE estimation routine (Algorithm 3) considered in Sections 5 and 6. This routine estimates the ATE from the observational data by regressing y for the treated and the untreated sub-populations on a given set \mathbf{z} . The baseline we consider in this work is an instance of this routine. More specifically, for the baseline, we typically set \mathbf{z} to be the set of all the observed features i.e., $\mathbf{z} = \mathbf{x}^{(o)}$. The exact choice of the set \mathbf{z} in our experiments is made clear in various sub-sections of Section 6.

Algorithm 3: ATE estimation using \mathbf{z} as an adjustment set

Input: n, n_r, t, y, \mathbf{z}

Output: $\text{ATE}(\mathbf{z})$

Initialization: $\text{ATE}(\mathbf{z}) = 0$

- 1 **for** $r = 1, \dots, n_r$ **do** // Use a different train-test split in each run
 - 2 $\text{ATE}(\mathbf{z}) = \text{ATE}(\mathbf{z}) + \frac{1}{n} \sum_{i=1}^n (\mathbb{E}[y | \mathbf{z} = \mathbf{z}^{(i)}, t = 1] - \mathbb{E}[y | \mathbf{z} = \mathbf{z}^{(i)}, t = 0]);$
 - 3 $\text{ATE}(\mathbf{z}) = \text{ATE}(\mathbf{z}) / n_r;$
-

H Experiments

In this Section, we briefly discuss the usage of real-world CI testers in Algorithm 2. We also provide in-depth discussions on the synthetic experiment from Section 6.1, the experiments on IHDP from Section 6.2, and the experiments on Cattaneo from Section 6.3. Additionally, we specify all the training details, and provide a discussion on the assets used in this work.

H.1 Usage of CI testers in Algorithm 2

The real-world CI testers produce a p-value close to zero if the CI does not hold and produce a p-value uniformly distributed between 0 and 1 if the CI holds. Since we use a non-zero p-value threshold, depending on the quality of the CI tester, the false positive rate for valid adjustment sets may be non-zero.

Suppose, for a CI tester and for an increasing sample size n , we find a sequence of Type-I error rate (α_n) and Type-II error rate (β_n) going to zero i.e., $\alpha_n, \beta_n \rightarrow 0$. Then, if there is a valid adjustment set, it is easy to see that our algorithm will have zero bias in the estimated effect when the significance threshold α_n is used as the p-value threshold in our algorithm.

H.2 Synthetic experiment

In this sub-section, we provide more details on the synthetic experiment in Section 6.1.

Dataset Description. First, we revisit the dataset generation. We generate different variables as below:

- $u_i \sim \text{Uniform}(1, 2)$
- $x_1 \sim \theta_{11}u_1 + \theta_{12}u_2 + \mathcal{N}(0, 0.01)$ where $\theta_{11}, \theta_{12} \in \text{Uniform}(1, 2)$
- $x_2 \sim \theta_{21}x_1 + \theta_{22}u_2 + \theta_{23}u_3 + \mathcal{N}(0, 0.01)$ where $\theta_{21}, \theta_{22}, \theta_{23} \in \text{Uniform}(1, 2)$
- $x_3 \sim \theta_{31}u_3 + \theta_{32}u_4 + \mathcal{N}(0, 0.01)$ where $\theta_{31}, \theta_{12} \in \text{Uniform}(1, 2)$
- $t \sim \text{Bernoulli}(\text{Sigmoid}(\theta_{51}x_1 + \theta_{52}u_1))$ where $\theta_{51}, \theta_{52} \in \text{Uniform}(1, 2)$
- $y \sim \theta_{41}x_2 + \theta_{42}u_4 + \theta_{43}t + \mathcal{N}(0, 0.01)$ where $\theta_{41}, \theta_{42}, \theta_{43} \in \text{Uniform}(1, 2)$

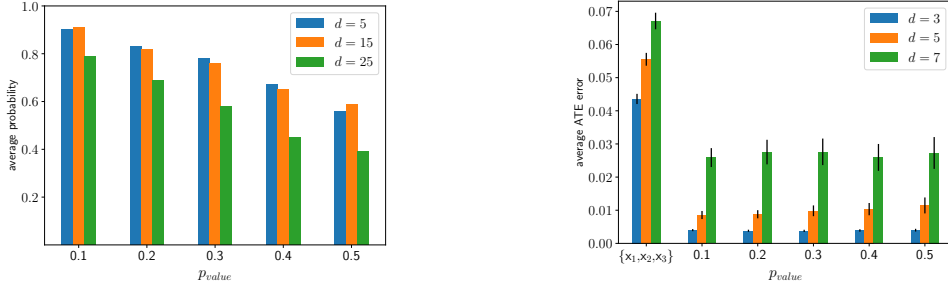
We generate the sub-sampling variable as below:

- $e \sim \text{Bernoulli}(\text{Sigmoid}(\theta_{61}x_1 + \theta_{62}t))$ where $\theta_{61}, \theta_{62} \in \text{Uniform}(1, 2)$

We generate the weight vectors from $\text{Uniform}(1, 2)$ to ensure that the faithfulness assumption with respect to the sub-sampling variable is satisfied (i.e., Assumption 3). This is because for smaller weights, it is possible that conditionally dependent relations are declared as conditionally independent. See [48] for details.

Success Probability. For a given p_{value} threshold, we let the success probability of the set $\{x_2\}$ be the fraction of times (in n_r runs) the p-value of $\text{CI}(e \perp_p y | x_2, t)$ is more than p_{value} . In Figure 9a below, we show how the success probability of the set $\{x_2\}$ varies with different p_{value} thresholds i.e., $\{0.1, 0.2, 0.3, 0.4, 0.5\}$ for the dataset used in Section 6.1. As we can see in Figure 9a, the success probability of the set $\{x_2\}$, for the same p_{value} threshold, is much lower in high dimensions compared to low dimensions. We believe this happens (a) because of the non-ideal CI tester and (b) because the number of samples are finite.

Sparse subset search. In Section 6.1, we validated our algorithm by letting \mathcal{X} be the set of all subsets of $\mathbf{x}^{(o)} \setminus \{x_t\}$. However, for this synthetic experiment, we do know that only $x_2 \in \mathcal{X}$ satisfies the back-door criterion relative to (t, y) . Further, we know that x_2 is \tilde{d} -dimensional. Therefore, with this additional knowledge, we could instead let \mathcal{X} be the set



(a) Success probability of the set $\{x_2\}$ in the toy example \mathcal{G}^{toy} for different p_{value} thresholds. (b) Performance of Algorithm 2 on \mathcal{G}^{toy} when the candidate adjustment sets are \tilde{d} -dimensional.

Figure 9: Additional analysis on the toy example \mathcal{G}^{toy} .

of all \tilde{d} -dimensional subsets of $\mathbf{x}^{(o)} \setminus \{x_t\}$. We show the performance of our algorithm, in comparison to the baseline (i.e. using all observed features), for this choice of \mathcal{X} in Figure 9b for $d = 3, 5, 7$. With this restriction on the candidate adjustment sets, our algorithm performs better than it does in Figure 3b where there are no restrictions on the candidate adjustment sets.

Performance with dimensions. The gains of our algorithm over the baseline are much more in the low dimensions compared to the high dimensions as seen in Figure 3b and Figure 3b. We believe there are two primary reasons behind this : (a) The CI tester leaks more false positive in high dimensions compared to low dimensions (see Appendix H.1) and (b) The CI tester fails to consistently output a high p-value for the set $\{x_2\}$ in high dimensions (see Figure 9a).

Different way of generating the sub-sampling variable. Now, we will look into the case where the sub-sampling variable is generated as a function of only $x_t = x_1$ i.e., $e = f(x_1)$. More specifically, we generate the sub-sampling variable as below:

- $e \sim \text{Bernoulli}(\text{Sigmoid}(\theta_{61}x_1))$ where $\theta_{61} \in \text{Uniform}(1, 2)$

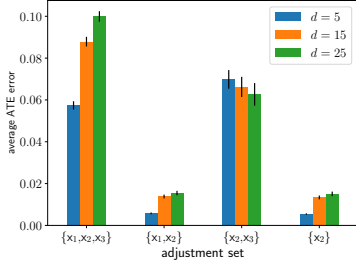
For this setting, we show the plots analogous to Figure 3a, Figure 3b, Figure 9a and Figure 9b in Figure 10. As we can see in Figure 10a, Figure 10b, Figure 10c, and Figure 10d, the performance of our algorithm with $e = f(x_t)$ is similar to (at a high level) its performance with $e = f(x_t, t)$. This should not be surprising since Corollary 1 holds for any $\mathbf{v} \subseteq \{t\}$ i.e., for both $\mathbf{v} = \emptyset$ and $\mathbf{v} = \{t\}$.

H.3 IHDP

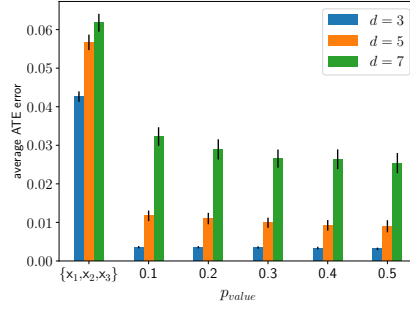
In this Section, we provide more details on experiments in Section 6.2 on the IHDP⁶ dataset.

Dataset Description. First, we describe various aspects measured by the features available in this dataset. The feature set comprises of the following attributes (a) 1-dimensional : child's birth-weight, child's head circumference at birth, number of weeks pre-term that the child was born, birth order, neo-natal health index, mother's age when she gave birth to the child, child's gender, indicator for whether the child was a twin, indicator for whether the mother was married when the child born, indicator for whether the child was first born, indicator for whether the mother smoked cigarettes when she was pregnant, indicator for whether the mother consumed alcohol when she was pregnant, indicator for whether the mother used drugs when she was pregnant, indicator for whether the mother worked during her pregnancy, indicator for whether the mom received any prenatal care, (b) 3-dimensional

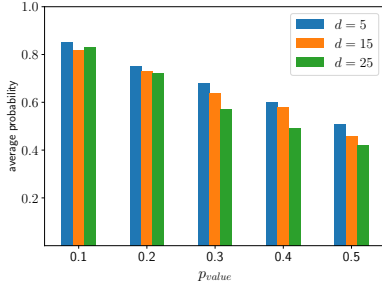
⁶https://github.com/vdorie/npci/blob/master/examples/ihdp_sim/data/ihdp.RData



(a) Sets not satisfying back-door ($\{x_1, x_2, x_3\}$, $\{x_2, x_3\}$) result in high ATE error; sets satisfying back-door ($\{x_1, x_2\}$, $\{x_2\}$) result in low ATE error.



(b) Performance of Algorithm 2 on \mathcal{G}^{toy} .



(c) Success probability of the set $\{x_2\}$ in the toy example \mathcal{G}^{toy} for different p_{value} thresholds. the candidate adjustment sets are \tilde{d} -dimensional.

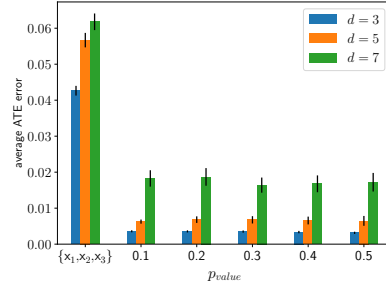


Figure 10: Validating our theoretical results and our algorithm on \mathcal{G}^{toy} when $e = f(x_t)$.

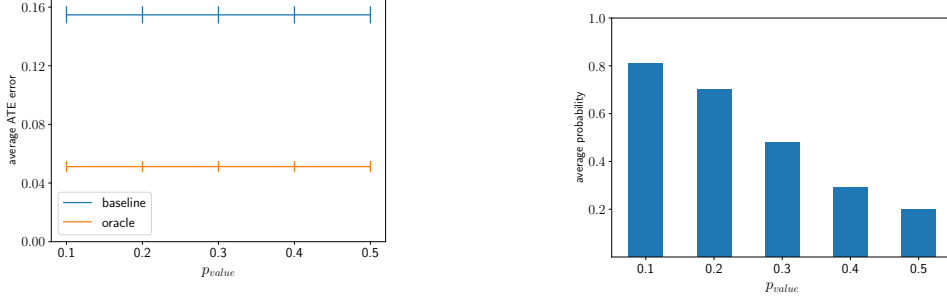
: education level of the mother at the time the child was born, and (c) 7 -dimensional : site indicator.

The set of all observed features satisfies the back-door criterion for IHDP. As described in Section 6.2, the outcome simulated by the setting “A” of the NPCI package depends on all the observed features. In other words, there is a direct edge from each of the observed feature to the outcome y in this scenario. Also, recall from Section 6.2 that the feature set is pre-treatment (i.e., it satisfies Assumptions 1 and 2). Therefore, from Remark 2, $\mathbf{z} \subseteq \mathbf{x}$ satisfies the back-door criterion relative to (t, y) in \mathcal{G} if and only if t and y are d-separated by \mathbf{z} in \mathcal{G}_{-t} . Here, when \mathbf{z} is the set of all observed features, it is easy to see that t and y are d-separated by \mathbf{z} in \mathcal{G}_{-t} . Therefore, the set of all observed features satisfies the back-door criterion.

Choices of features in $\mathbf{x}^{(o)}$. As mentioned in Section 6.2, we keep the features child’s birth-weight and the number of weeks pre-term that the child in $\mathbf{x}^{(o)}$. In addition to these, we also keep child’s head circumference at birth, birth order, neo-natal health index, mother’s age when she gave birth to the child , child’s gender, indicator for whether the mother used drugs when she was pregnant, indicator for whether the mom received any prenatal care, and site indicator in $\mathbf{x}^{(o)}$.

Existence of valid adjustment sets of size 5. Since $\mathbf{x}^{(o)}$ comprises of only 10 different features, the set of all subsets of $\mathbf{x}^{(o)} \setminus \{x_t\}$ comprises of 512 elements for any x_t . Therefore, in principle, one could find the set with lowest ATE error amongst these 512 candidate adjustment sets instead of the averaging performed by our algorithm (Algorithm 2). In an attempt to do this for comparison with our algorithm, we accidentally came across the following subset of features : $\mathbf{x}^{(m)} = \{\text{child's head circumference at birth, birth order, indicator for whether the mother used drugs when she was pregnant, indicator for whether}$

the mom received any prenatal care, site indicator}. The ATE estimated using $\mathbf{x}^{(m)}$ to adjust (termed as ‘the oracle’) significantly outperforms the ATE estimated using $\mathbf{x}^{(o)}$ to adjust (termed as the ‘baseline’) as shown in Figure 11a. Therefore, we believe that there exist valid adjustment sets of size 5 (or adjustment sets better than $\mathbf{x}^{(o)}$) for this dataset. This is precisely the reasoning behind considering instances of our algorithm with $\mathcal{X} =$ subsets of $\mathbf{x}^{(o)} \setminus \{x_t\}$ with size at-most 5 in Section 6.2.



(a) Comparison of baseline (i.e., adjusting for $\mathbf{x}^{(o)}$) with oracle (i.e., adjusting for $\mathbf{x}^{(m)}$) on IHDP

(b) Success probability of the set $\mathbf{x}^{(m)}$ in IHDP for different p_{value} thresholds.

Figure 11: Additional analysis on IHDP.

Success Probability. Similar to Section H.2, we consider the success probability of the set $\mathbf{x}^{(m)}$. For a given p_{value} threshold, we let the success probability of the set $\mathbf{x}^{(m)}$ be the fraction of times (in n_r runs) the p-value of $CI(e \perp_p y | \mathbf{x}^{(m)}, t)$ is more than p_{value} . In Figure 11b below, we show how the success probability of the set $\mathbf{x}^{(m)}$ varies with different p_{value} thresholds i.e., $\{0.1, 0.2, 0.3, 0.4, 0.5\}$ for IHDP.

H.4 Cattaneo

In this Section, we provide more details on experiments in Section 6.3 on the Cattaneo⁷ dataset.

Dataset Description. We describe various aspects measured by the features available in this dataset. The feature set comprises of the following attributes : mother’s marital status, indicator for whether the mother consumed alcohol when she was pregnant, indicator for whether the mother had any previous infant where the newborn died, mother’s age, mother’s education, mother’s race, father’s age, father’s education, father’s race, months since last birth by the mother, birth month, indicator for whether the baby is first-born, total number of prenatal care visits, number of prenatal care visits in the first trimester, and the number of trimesters the mother received any prenatal care. Apart from these, there are also a few other features available in this dataset for which we did not have access to their description.

H.5 Training details

For all of our experiments, we split the data randomly into train data and test data in the ratio 0.8 : 0.2. We use ridge regression with cross-validation and regularization strengths : 0.001, 0.01, 0.1, 1 as the regression model. We mainly relied on the following github repositories — (a) causallib⁸ [41], (b) RCoT [44], and (c) ridgeCV⁹.

⁷www.stata-press.com/data/r13/cattaneo2.dta

⁸<https://github.com/ibm/causallib>

⁹https://github.com/scikit-learn/scikit-learn/tree/15a949460/sklearn/linear_model/_ridge.py