

# Total Least Squares for Optimal Pose Estimation

Saeed Maleki\* and John Crassidis†

*University at Buffalo, State University of New York, Amherst, NY, 14260-4400*

Yang Cheng‡

*Mississippi State University, Mississippi State, MS, 39762*

Matthias Schmid§

*Clemson University, Clemson, SC, 29634*

**This work provides a theoretical framework for the pose estimation problem using total least squares for vector observations from landmark features. First, the optimization framework is formulated for the pose estimation problem with observation vectors extracted from point cloud features. Then, error-covariance expressions are derived. The attitude and position solutions obtained via the derived optimization framework are proven to reach the bounds defined by the Cramér-Rao lower bound under the small angle approximation of attitude errors. The measurement data for the simulation of this problem is provided through a series of vector observation scans, and a fully populated observation noise-covariance matrix is assumed as the weight in the cost function to cover for the most general case of the sensor uncertainty. Here, previous derivations are expanded for the pose estimation problem to include more generic cases of correlations in the errors than previously cases involving an isotropic noise assumption. The proposed solution is simulated in a Monte-Carlo framework with 10,000 samples to validate the error-covariance analysis.**

## I. Introduction

In localization problems, such as simultaneous localization and mapping (SLAM), the part that determines the orientation of the vehicle can be stated as an attitude estimation problem. The attitude estimation can be categorized in two ways. The first involves determining the orientation of the body frame with respect to a reference frame by taking multiple (at least two non-collinear) measurements in the form of vector observations from nearby features or the vehicle itself. The second involves filtering this observation information with models outlining the motion of the vehicle in a state estimation framework [1]. The advantage of the first is that an attitude solution is provided at each time-point in a deterministic manner without the transients or even divergence associated with filtering approaches. The advantage of the second is that attitude estimates can still be provided, even when one vector is available, and filtered estimates are given as part of the solution. One of the early derivations of the attitude determination for the first involved approaches that solve Wahba's problem [2], some of which have closed-form solutions [3]. Wahba's problem also has connections to the attitude and position determination problem [4], which is called pose estimation. This is the problem addressed in this paper.

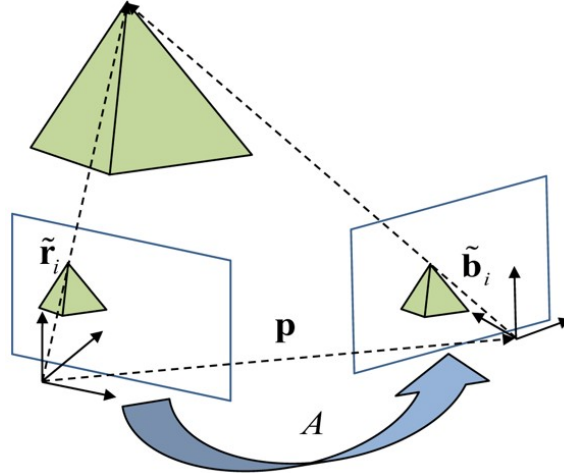
Pose estimation based on imagery data has various applications for human-computer interaction in virtual environments and augmented reality systems, in which monocular or stereo cameras are used for hand pose estimation [5] with several degrees of freedom. Image-based relative pose determination is categorized in two classes of general algorithms [6]: model-based and non-model-based techniques. Model-based solutions use an initial known model of the object that includes dimensions, shape or texture, and matches the visual features to determine the model unknown parameters. Template matching [7] and contour tracking [8] are examples for this class of pose estimation solutions. Non-model-based solutions do not employ a model of the object, but rather determine the pose from a sequence of images such as structure from motion problem [9]. Deep learning approaches are also another series of solutions for relative pose estimation from image data sets [10–12].

\*Ph.D. Candidate, Department of Mechanical and Aerospace Engineering, Email: saeedmal@buffalo.edu

†SUNY Distinguished Professor, Samuel P. Capen Chair Professor, Department of Mechanical and Aerospace Engineering, Email: johnc@buffalo.edu. Fellow AIAA.

‡Associate Professor, Department of Aerospace Engineering, Email: cheng@ae.msstate.edu. Associate Fellow AIAA.

§Research Assistant Professor, Department of Automotive Engineering, Email: schmidm@clemson.edu.



**Fig. 1 Geometric interpretation of the pose estimation problem.**

There is another category of pose estimation solutions that rely on Lidar data sets, which use point-cloud data structures [13] to illustrate the objects in the environment. Reference [14] provides a solution for Lidar-based pose estimation for non-cooperative objects. The Iterative Closest Point approach [15] is one of the well-known approaches to match the data structures from different Lidar frames, which is an important problem for the alignment of 3D point-cloud data from different scans. Segmentation of the object of interest from its surroundings is a crucial task in point-cloud pre-processing [16]. Connected components [17] and super-point graphs [18] are two examples of such methods. Feature extraction is another basic step to provide necessary information from the point-cloud segmented objects. A class of stable algorithms exist for this purpose, such as SIFT [19] and SURF [20]. Feature matching and correspondence of different features in several Lidar scans is another issue associated with SLAM applications. One solution for the SLAM problem involves matching the histograms extracted from the features [21]. Reference [22] utilizes a point as well as the local properties of its neighborhood, e.g. the curvature and normal direction, to align point clouds.

It is assumed in this paper that the segmentation, feature extraction and feature matching steps for Lidar data-sets are already solved. The focus of the present work is to solve the pose estimation from matched features as vector observations. The pose estimation problem from observation vectors is well-studied [23]. But, little work exists on determining the associated error-covariance expressions in an optimal way, i.e. ones that achieve the Cramér-Rao lower bound [24]. Reference [25] derives optimal error-covariance expressions, but assumes isotropic matrices for the vector-measurement covariance. It is shown in [25] that the optimal position estimation problem is related to total least squares (TLS), which includes errors in both the “design matrix” and measurement observation [26]. In this paper, the problem of the most general case of sensor uncertainty that includes fully populated measurement covariance matrices, which also accounts for the correlations between the measurement vectors is solved. Furthermore, error-covariance expressions are derived that achieve the Cramér-Rao lower bound, and reduce to the expressions shown in [25] when the measurement covariance matrices are isotropic. An example that can be benefit from the analysis shown in this paper involves medical image databases [27].

## II. Problem Statement

Pose estimation problem is described as finding the pose of a sensor attached to a vehicle with respect to another sensor or a reference frame. The pose itself consists of two components: 1) a translation vector that connects the center of the two frames, and 2) an attitude matrix for the relative orientation of the unit vectors of the coordinate systems. A geometric model relating the pose of the reference frame to the body frame is shown in Figure 1. The associated geometric constraint acts like a measurement model. The vectors  $\tilde{\mathbf{r}}_i$  and  $\tilde{\mathbf{b}}_i$  are the coordinates of an interest point, i.e. an observation feature of a landmark, in the environment with respect to the reference and body frames, respectively, and  $\mathbf{p}$  refers to the translation vector between the two coordinates.

The estimation approach provides an estimate of the attitude as well as the translation vector based on the measurement

information, denoted by  $\tilde{\mathbf{r}}_i$  and  $\tilde{\mathbf{b}}_i$ . The estimate error, which comprises the difference between the transformed version of  $\tilde{\mathbf{r}}_i$  and  $\tilde{\mathbf{b}}_i$  is given by

$$\mathbf{e}_i(\hat{A}, \hat{\mathbf{p}}) = \tilde{\mathbf{b}}_i - \hat{A}\tilde{\mathbf{r}}_i + \hat{\mathbf{p}} \quad (1)$$

where  $\hat{A}$  is the estimated attitude matrix, and  $\hat{\mathbf{p}}$  is the estimated translation vector. In case of perfect measurements, the error samples  $\mathbf{e}_i$  are all zero, and the problem can be solved with the measurement model of the form

$$\mathbf{b}_i = \hat{A}\mathbf{r}_i - \hat{\mathbf{p}} \quad (2)$$

where  $\mathbf{b}_i$  and  $\mathbf{r}_i$  denote the true values of the observation vectors. But in an actual applications, these errors are not zero, which leads to an optimization problem derived from a constrained maximum likelihood approach [24], given by

$$\begin{aligned} \min_{\hat{A}, \hat{\mathbf{p}}} J &= \frac{1}{2} \sum_{i=1}^n \left( \tilde{\mathbf{b}}_i - \hat{A}\tilde{\mathbf{r}}_i + \hat{\mathbf{p}} \right)^T R_i^{-1} \left( \tilde{\mathbf{b}}_i - \hat{A}\tilde{\mathbf{r}}_i + \hat{\mathbf{p}} \right) \\ \text{subject to: } &\hat{A}^T \hat{A} = I_{3 \times 3}, \quad \det(\hat{A}) = 1 \end{aligned} \quad (3)$$

where  $I_{3 \times 3}$  is a  $3 \times 3$  identity matrix, and  $R_i$  is the measurement covariance matrix that accounts for errors on both  $\tilde{\mathbf{b}}_i$  and  $\tilde{\mathbf{r}}_i$ , as well as correlations that exist between them. The determinant condition is required so that  $\hat{A}$  is a proper attitude matrix. The observation errors are defined as

$$\Delta \mathbf{b}_i = \tilde{\mathbf{b}}_i - \mathbf{b}_i \quad (4a)$$

$$\Delta \mathbf{r}_i = \tilde{\mathbf{r}}_i - \mathbf{r}_i \quad (4b)$$

It is assumed that zero-mean Gaussian measurement errors exist, with

$$E\{\Delta \mathbf{b}_i \Delta \mathbf{b}_i^T\} = R_{b_i} \quad (5a)$$

$$E\{\Delta \mathbf{r}_i \Delta \mathbf{r}_i^T\} = R_{r_i} \quad (5b)$$

$$E\{\Delta \mathbf{r}_i \Delta \mathbf{b}_i^T\} = E\{\Delta \mathbf{b}_i \Delta \mathbf{r}_i^T\}^T = R_{r b_i} \quad (5c)$$

The optimization problem in Eq. (3) can be shown to be related to a TLS problem [25].

This paper solves the pose estimation problem in Eq. (3) with the fully populated noise covariance matrices  $R_{r_i}$ ,  $R_{b_i}$  and  $R_{r b_i}$  using TLS. Note that although there are 9 components in the attitude matrix  $A$ , only 3 of them are independent, so the attitude estimation solution can be accomplished with a minimum of 3 parameters, which can be Euler angles or any other minimal attitude parameterization [28]. Regardless of the attitude parameterization used in the optimization process, the estimated attitude can be related to the true attitude using an attitude error-vector involving small roll, pitch and yaw angles, as will be seen in section II.C.

The derivation begins with an introductory formulation of TLS in section II.A. A cost function is developed in section II.C based on the pose estimation problem from Eq. (3). The necessary conditions for pose optimality are derived, and the cost function will be written in an attitude-only format for the sake of simplicity in the proceeding derivations. A linear approximation of the attitude error is then derived to approximate the cost function within second-order terms in the attitude errors. The optimal solutions for the attitude and translation vectors are used to derive the error-covariance of the estimate errors and residuals in section II.D, which are beneficial for control purposes in a sense that the most accurate pose estimates are provided to the control logic to prevent extra effort. At the end, a numerical verification of the proposed TLS estimator is shown in the context of a Monte-Carlo simulation in section III.

## A. Overview of Linear Least Squares and Total Least Squares

This section provides a brief introduction to linear and total least squares, and how they are related and their differences. For a more in-depth review of the TLS, the reader is referred to [29–31]. Consider the measurement model of the form

$$\tilde{\mathbf{y}} = H\mathbf{x} + \Delta \mathbf{y} \quad (6)$$

where  $H$  is a  $m \times n$  deterministic matrix with no errors,  $\mathbf{x}$  is the  $n \times 1$  vector of unknowns,  $\tilde{\mathbf{y}}$  is the  $m \times 1$  measurement vector, and  $\Delta \mathbf{y}$  is the  $m \times 1$  measurement error-vector, The least squares estimate of  $\mathbf{x}$  is given by solving the following

problem:

$$\begin{aligned} \min_{\hat{\mathbf{x}}} J &= \frac{1}{2} \Delta \mathbf{y}^T \Delta \mathbf{y} \\ \text{subject to: } \hat{\mathbf{y}} &= H \hat{\mathbf{x}} \end{aligned} \quad (7)$$

Where the number of measurement samples stacked vertically in the  $\tilde{\mathbf{y}}$  should be more than the number of unknowns for the problem to be observable. The main underlying assumption in the statistical analysis of least squares is that  $\tilde{\mathbf{y}}$  has a Gaussian distribution with the conditional likelihood function given by

$$p(\tilde{\mathbf{y}}|\mathbf{x}) = \frac{1}{(2\pi)^{\frac{m}{2}} [\det(R_{yy})]^{\frac{1}{2}}} \exp \left\{ -\frac{1}{2} (\tilde{\mathbf{y}} - H\mathbf{x})^T R_{yy}^{-1} (\tilde{\mathbf{y}} - H\mathbf{x}) \right\} \quad (8)$$

where the distribution mean is denoted by  $H\mathbf{x}$  and the covariance is  $R_{yy}$ . Because of the properties of the exponential function, maximizing the likelihood function 8 is equivalent to minimizing the negative of the log-likelihood. The mean and error-covariance of the estimate are given by

$$E\{\hat{\mathbf{x}}\} = \mathbf{x} \quad (9a)$$

$$\text{cov}\{\hat{\mathbf{x}}\} = H^T R_{yy}^{-1} H \quad (9b)$$

which shows that the least squares estimate is unbiased.

As stated previously, the design matrix  $H$  in the least squares measurement model in Eq. (6) has no errors. If this underlying assumption does not exist anymore, which happens in many applications, as will be seen in the SLAM problem in section II.C, then another formulation must be used to consider the errors in the design matrix, which leads to the TLS problem, with parameters defined by

$$\tilde{\mathbf{y}} = \mathbf{y} + \Delta \mathbf{y} \quad (10a)$$

$$\mathbf{y} = H\mathbf{x} \quad (10b)$$

$$\tilde{H} = H + \Delta H \quad (10c)$$

where  $\Delta H$  shows the errors in the design matrix. Consider the following augmented matrix:

$$D = \begin{bmatrix} H & \mathbf{y} \end{bmatrix} \quad (11)$$

the conditional likelihood function of the TLS problem is defined by

$$p(\tilde{D}|D) = \frac{1}{(2\pi)^{\frac{m}{2}} [\det(R)]^{\frac{1}{2}}} \exp \left\{ -\frac{1}{2} \text{vec}(\tilde{D} - D)^T R^{-1} \text{vec}(\tilde{D} - D) \right\} \quad (12)$$

where  $\text{vec}$  operator stacks all columns of a matrix in a single column. The maximum likelihood approach for this cost function leads to the minimization of the log-likelihood function as

$$\begin{aligned} J(\hat{D}) &= \frac{1}{2} \text{vec}(\tilde{D} - \hat{D})^T R^{-1} \text{vec}(\tilde{D} - \hat{D}) \\ \text{subject to: } \hat{D} \hat{\mathbf{z}} &= \mathbf{0} \end{aligned} \quad (13)$$

where  $\hat{\mathbf{z}} = [\hat{\mathbf{x}} \quad -1]^T$ . A unique solution for this problem can be obtained if  $\text{rank}(D) = n$ . Also,  $R$  is the covariance matrix that accounts for the errors in both  $\tilde{\mathbf{y}}$  and  $\tilde{H}$ . Although the TLS solution is known to be biased, the TLS problem is proven to reach the Cramér-Rao lower bound (CRLB) [32] for the estimate error-covariance to within first-order error-terms, as therefore is an efficient or optimal estimator [26]. Closed-form solutions for the TLS problem are possible only when  $R$  is an isotropic matrix.

## B. Pose Estimation Sensor Model

The relation between the true vectors  $\mathbf{b}_i$  and  $\mathbf{r}_i$  is given by

$$\begin{aligned}
\mathbf{b}_i &= A\mathbf{r}_i - \mathbf{p} \\
&= \begin{bmatrix} \mathbf{r}_i^T & \mathbf{0}_{1 \times 3} & \mathbf{0}_{1 \times 3} \\ \mathbf{0}_{1 \times 3} & \mathbf{r}_i^T & \mathbf{0}_{1 \times 3} \\ \mathbf{0}_{1 \times 3} & \mathbf{0}_{1 \times 3} & \mathbf{r}_i^T \end{bmatrix} \begin{bmatrix} \mathbf{a}_1 \\ \mathbf{a}_2 \\ \mathbf{a}_3 \end{bmatrix} - \mathbf{p} \\
&= H_i \mathbf{x} - \mathbf{p} \\
&\equiv \mathbf{y}_i
\end{aligned} \tag{14}$$

where  $H_i$  is the individual sensor model design matrix and  $\mathbf{a}_i$ ,  $i = 1, 2, 3$ , are the columns of the attitude matrix  $A$ . The perfect measurement model however is not realistic because of noise in the design matrix as well as the observation vectors of Eq. (14). Therefore, in the actual version of the sensor model in Eq. (14), the following relation is used:

$$\begin{aligned}
\tilde{\mathbf{b}}_i - \Delta \mathbf{b}_i &= A(\tilde{\mathbf{r}}_i - \Delta \mathbf{r}_i) - \mathbf{p} \\
&= (\tilde{H}_i - \Delta H_i) \mathbf{x} - \mathbf{p} \\
&\equiv \tilde{\mathbf{y}}_i - \Delta \mathbf{y}_i
\end{aligned} \tag{15}$$

where the design matrix  $\tilde{H}_i$  and the observation vector  $\tilde{\mathbf{y}}_i$  have the errors of  $\Delta H_i$  and  $\Delta \mathbf{y}_i$ , respectively. Because the model is linear in terms of the unknowns  $\mathbf{x}$  and the translation vector  $\mathbf{p}$ , then the problem can be posed using a TLS formulation with the constraint

$$\hat{\mathbf{b}}_i = \hat{A} \hat{\mathbf{r}}_i - \hat{\mathbf{p}} \tag{16}$$

which is equivalent to

$$\hat{D}_i \hat{\mathbf{z}} - \hat{\mathbf{p}} = \mathbf{0} \tag{17}$$

where  $\hat{\mathbf{z}} = [\hat{\mathbf{x}} \quad -1]^T$  and  $\hat{D}_i = [\hat{H}_i \quad \hat{\mathbf{y}}_i]^T$ .

## C. Total Least Squares Derivation for Pose Determination

The TLS cost function is given by

$$J(\hat{D}_i) = \frac{1}{2} \sum_{i=1}^n \text{vec}(\tilde{D}_i - \hat{D}_i)^T R_{D_i}^{-1} \text{vec}(\tilde{D}_i - \hat{D}_i) \tag{18}$$

where  $R_{D_i}$  is the covariance of  $\text{vec}(\tilde{D}_i)$ . The augmented cost function that includes the linear constraint in Eq. (17) is given by

$$J_a(\hat{D}_i, \lambda_i) = \frac{1}{2} \sum_{i=1}^n \text{vec}(\tilde{D}_i - \hat{D}_i)^T R_{D_i}^{-1} \text{vec}(\tilde{D}_i - \hat{D}_i) + \lambda_i^T (\hat{D}_i \hat{\mathbf{z}} - \hat{\mathbf{p}}) \tag{19}$$

where  $n$  is the number of features in each sensor scan. Taking the partial derivative of the augmented cost function with respect to  $\text{vec}(\hat{D}_i)$  and utilizing Eq. (93) gives

$$\frac{\partial J_a}{\partial \text{vec}(\hat{D}_i)} = R_{D_i}^{-1} \text{vec}(\tilde{D}_i - \hat{D}_i) + (\hat{\mathbf{z}}^T \otimes I_{3 \times 3})^T \lambda_i \tag{20}$$

where  $\otimes$  is the Kronecker product [33]. From the necessary condition, this partial derivative should be a zero vector, and therefore

$$\text{vec}(\hat{D}_i) = \text{vec}(\tilde{D}_i) + R_{D_i} (\hat{\mathbf{z}}^T \otimes I_{3 \times 3})^T \lambda_i \tag{21}$$

Using Eq. (93), the constraint in Eq. (17) can be written as

$$(\hat{\mathbf{z}}^T \otimes I_{3 \times 3}) \text{vec}(\hat{D}_i) - \hat{\mathbf{p}} = \mathbf{0} \tag{22}$$

Substituting Eq. (21) into the constraint gives

$$(\hat{\mathbf{z}}^T \otimes I_{3 \times 3}) \left( \text{vec}(\tilde{D}_i) + R_{D_i} (\hat{\mathbf{z}}^T \otimes I_{3 \times 3})^T \lambda_i \right) - \hat{\mathbf{p}} = \mathbf{0} \quad (23)$$

Solving for  $\lambda_i$  leads to

$$\lambda_i = Q_{\hat{\lambda}_i}^{-1} \left[ (\hat{\mathbf{z}}^T \otimes I_{3 \times 3}) \text{vec}(\tilde{D}_i) - \hat{\mathbf{p}} \right] \quad (24)$$

in which  $Q_{\hat{\lambda}_i} = (\hat{\mathbf{z}}^T \otimes I_{3 \times 3}) R_{D_i} (\hat{\mathbf{z}}^T \otimes I_{3 \times 3})^T$ . Note that in this paper we consider  $Q_{\hat{\lambda}_i}$  to be a positive definite matrix, though it might be singular in some sensor models, such as the Quest Measurement Model [34]. This problem can be solved using a similar approach to the eigenvalue decomposition in [35]. Using the necessary condition for  $\hat{D}_i$  from Eq. (21), and substituting the Lagrangian multiplier  $\lambda_i$  from Eq. (24) gives

$$\text{vec}(\tilde{D}_i) - \text{vec}(\hat{D}_i) = -R_{D_i} (\hat{\mathbf{z}}^T \otimes I_{3 \times 3})^T Q_{\hat{\lambda}_i}^{-1} \left[ (\hat{\mathbf{z}}^T \otimes I_{3 \times 3}) \text{vec}(\tilde{D}_i) - \hat{\mathbf{p}} \right] \quad (25a)$$

$$= -R_{D_i} (\hat{\mathbf{z}}^T \otimes I_{3 \times 3})^T Q_{\hat{\lambda}_i}^{-1} (\tilde{D}_i \hat{\mathbf{z}} - \hat{\mathbf{p}}) \quad (25b)$$

$$= R_{D_i} (\hat{\mathbf{z}}^T \otimes I_{3 \times 3})^T Q_{\hat{\lambda}_i}^{-1} (\hat{\mathbf{p}} - \tilde{D}_i \hat{\mathbf{z}}) \quad (25c)$$

Substituting Eq. (25c) into the original cost function in Eq. (18) yields

$$J(\hat{\mathbf{z}}, \hat{\mathbf{p}}) = \frac{1}{2} \sum_{i=1}^n (\hat{\mathbf{p}} - \tilde{D}_i \hat{\mathbf{z}})^T Q_{\hat{\lambda}_i}^{-1} (\hat{\mathbf{p}} - \tilde{D}_i \hat{\mathbf{z}}) \quad (26)$$

This results in a formulation, satisfying the constraint in Eq. (17) in the cost function in Eq. (18). Then in terms of the observation vectors  $\tilde{\mathbf{b}}_i$  and  $\tilde{\mathbf{r}}_i$  and from  $\hat{\mathbf{p}} - \tilde{D}_i \hat{\mathbf{z}} = \tilde{\mathbf{b}}_i - \hat{A} \tilde{\mathbf{r}}_i + \hat{\mathbf{p}}$ , we have

$$J(\hat{A}, \hat{\mathbf{p}}) = \frac{1}{2} \sum_{i=1}^n (\tilde{\mathbf{b}}_i - \hat{A} \tilde{\mathbf{r}}_i + \hat{\mathbf{p}})^T Q_{\hat{\lambda}_i}^{-1} (\tilde{\mathbf{b}}_i - \hat{A} \tilde{\mathbf{r}}_i + \hat{\mathbf{p}}) \quad (27)$$

For the simplicity in the proceeding derivations, we can write the cost function only in terms of the attitude matrix, which is known as the attitude-only cost function. For this purpose, we need to cancel  $\hat{\mathbf{p}}$  from the cost function in Eq. (27). The necessary condition for the translation vector  $\hat{\mathbf{p}}$  results in

$$\hat{\mathbf{p}} = - \left( \sum_{i=1}^n Q_{\hat{\lambda}_i}^{-1} \right)^{-1} \left( \sum_{i=1}^n Q_{\hat{\lambda}_i}^{-1} (\tilde{\mathbf{b}}_i - \hat{A} \tilde{\mathbf{r}}_i) \right) \quad (28)$$

Substituting the optimal value of  $\hat{\mathbf{p}}$  into Eq. (27), the attitude-only cost function becomes

$$J(\hat{A}) = \frac{1}{2} \left[ \sum_{i=1}^n (\tilde{\mathbf{b}}_i - \hat{A} \tilde{\mathbf{r}}_i)^T Q_{\hat{\lambda}_i}^{-1} (\tilde{\mathbf{b}}_i - \hat{A} \tilde{\mathbf{r}}_i) \right] - \frac{1}{2} \left[ \sum_{i=1}^n Q_{\hat{\lambda}_i}^{-1} (\tilde{\mathbf{b}}_i - \hat{A} \tilde{\mathbf{r}}_i) \right]^T \bar{Q}_{\hat{\lambda}} \left[ \sum_{i=1}^n Q_{\hat{\lambda}_i}^{-1} (\tilde{\mathbf{b}}_i - \hat{A} \tilde{\mathbf{r}}_i) \right] \quad (29)$$

in which

$$\tilde{\mathbf{b}}_i = \mathbf{b}_i + \Delta \mathbf{b}_i \quad (30a)$$

$$\tilde{\mathbf{r}}_i = \mathbf{r}_i + \Delta \mathbf{r}_i \quad (30b)$$

$$\bar{Q}_{\hat{\lambda}} = \left( \sum_{i=1}^n Q_{\hat{\lambda}_i}^{-1} \right)^{-1} \quad (31)$$

are the observation vectors with their corresponding error-covariance in Eq. (5a), (5b) and (5c). Also it is proven in [25] that the weight matrix  $Q_{\hat{\lambda}_i}$  can be derived as a function of the attitude matrix and the observation noise covariance matrices as

$$Q_{\hat{\lambda}_i} = \hat{A} R_{r_i} \hat{A}^T - \hat{A} R_{r b_i} - R_{r b_i}^T \hat{A}^T + R_{b_i} \quad (32)$$

#### D. Covariance Analysis of the Estimates and Residuals

The covariance expressions for the attitude as well as the translation and observation vector estimates are now derived. Note that we can write the cost function in terms of the attitude error  $\delta\alpha$ , as only 3 independent components exist inside of the attitude matrix. The relation between the true and estimated attitude matrix can be expressed as

$$\hat{A} = \exp(-[\delta\alpha \times])A \quad (33)$$

where  $[\cdot \times]$  denotes the cross product matrix of a vector [36]. Using a small angle assumption and a first-order approximation of the attitude error, the attitude estimate can be written as

$$\hat{A} = (I_{3 \times 3} - [\delta\alpha \times])A \quad (34)$$

Now, the cost function should be derived up to second order in terms of attitude error  $\delta\alpha$  since we seek a covariance analysis for a first order approximation of the unknown errors. Therefore, we start with the approximation of the error terms inside the cost function of Eq.(29). The attitude approximation in Eq. (34) and Eqs. (93) and (90) from the appendix as well as Eqs. (30a) and (30b) are utilized for the formulation of the observation vectors, yielding

$$\begin{aligned} \tilde{\mathbf{b}}_i - \hat{A}\tilde{\mathbf{r}}_i &= \mathbf{b}_i + \Delta\mathbf{b}_i - (I_{3 \times 3} - [\delta\alpha \times])A(\mathbf{r}_i + \Delta\mathbf{r}_i) \\ &= \mathbf{b}_i - A\mathbf{r}_i + \Delta\mathbf{b}_i - A\Delta\mathbf{r}_i - [A\mathbf{r}_i \times]\delta\alpha \end{aligned} \quad (35)$$

The following abbreviations are introduced for simplicity:

$$\Delta\mathbf{a}_i = \Delta\mathbf{b}_i - A\Delta\mathbf{r}_i \quad (36a)$$

$$\mathbf{p} = A\mathbf{r}_i - \mathbf{b}_i \quad (36b)$$

$$\mathbf{v}_i = -\Delta\mathbf{a}_i + \mathbf{p} \quad (36c)$$

$$\mathcal{A}^i = [A\mathbf{r}_i \times] \quad (36d)$$

This allows for the reformulation of the error term  $\tilde{\mathbf{b}}_i - \hat{A}\tilde{\mathbf{r}}_i$  as

$$\tilde{\mathbf{b}}_i - \hat{A}\tilde{\mathbf{r}}_i = -\mathbf{v}_i - \mathcal{A}^i\delta\alpha \quad (37)$$

Note that  $Q_{\hat{\lambda}_i}$  in Eq. (32) is also a function of the attitude estimation  $\hat{A}$  and subsequently of the attitude error  $\delta\alpha$ . As the neighboring terms are already a function of the first order attitude error, we cannot keep any term besides the constant ones in  $Q_{\hat{\lambda}_i}$  (terms that are independent of  $\delta\alpha$ ) for the second order approximation of the cost function. This acquired constant term can be expressed as

$$\begin{aligned} Q_{\hat{\lambda}_i} &= \hat{A}R_{r_i}A^T - \hat{A}R_{rb_i} - R_{rb_i}^T\hat{A}^T + R_{b_i} \\ &= ((I_{3 \times 3} - \delta\alpha)A)R_{r_i}((I_{3 \times 3} - \delta\alpha)A)^T - (I_{3 \times 3} - \delta\alpha)AR_{rb_i} - R_{rb_i}^T((I_{3 \times 3} - \delta\alpha)A)^T + R_{b_i} \end{aligned} \quad (38)$$

Further decomposition of  $Q_{\hat{\lambda}_i}$  in terms of  $\delta\alpha$  then yields

$$Q_{\hat{\lambda}_i} = Q_{\lambda_i} + \delta Q_{\lambda_i} + \delta^2 Q_{\lambda_i} \quad (39)$$

where

$$Q_{\lambda_i} = AR_{r_i}A^T - AR_{rb_i} - R_{rb_i}^T A^T + R_{b_i} \quad (40a)$$

$$\delta Q_{\lambda_i}(\delta\alpha) = \mathcal{K}^i[\delta\alpha \times] + [\delta\alpha \times]^T \mathcal{K}^{iT} \quad (40b)$$

$$\delta^2 Q_{\lambda_i} = [\delta\alpha \times]AR_{r_i}A^T[\delta\alpha \times]^T \quad (40c)$$

with

$$\mathcal{K}^i = AR_{r_i}A^T - R_{rb_i}^T A^T \quad (41)$$

Now, the inverse of  $Q_{\hat{\lambda}_i}$  arises as

$$Q_{\hat{\lambda}_i}^{-1} = Q_{\lambda_i}^{-1} - Q_{\lambda_i}^{-1}\delta Q_{\lambda_i}Q_{\lambda_i}^{-1} - Q_{\lambda_i}^{-1}\delta^2 Q_{\lambda_i}Q_{\lambda_i}^{-1} \quad (42)$$

Hence, the constant portion of  $Q_{\hat{\lambda}_i}^{-1}$  only consists of  $Q_{\lambda_i}^{-1}$ . The second summation of the cost function contains  $\bar{Q}_{\hat{\lambda}}$  for which we also need to extract the constant contribution with respect to the attitude error

$$\bar{Q}_{\hat{\lambda}} = \left( \sum_{i=1}^n Q_{\lambda_i}^{-1} \right)^{-1} + \left( \sum_{i=1}^n Q_{\lambda_i}^{-1} \right)^{-1} \left( \sum_{i=1}^n Q_{\lambda_i}^{-1} (\delta Q_{\lambda_i}^{-1} + \delta^2 Q_{\lambda_i}^{-1}) Q_{\lambda_i}^{-1} \right) \left( \sum_{i=1}^n Q_{\lambda_i}^{-1} \right)^{-1} \quad (43)$$

The summations in the above equation can be rewritten as

$$S_{\lambda} = \left( \sum_{i=1}^n Q_{\lambda_i}^{-1} \right)^{-1} \quad (44a)$$

$$\delta S_{\lambda}(\delta \alpha) = S_{\lambda} \left( \sum_{i=1}^n Q_{\lambda_i}^{-1} \delta Q_{\lambda_i}^{-1} Q_{\lambda_i}^{-1} \right) S_{\lambda} \quad (44b)$$

$$\delta^2 S_{\lambda}(\delta \alpha^T \delta \alpha) = S_{\lambda} \left( \sum_{i=1}^n Q_{\lambda_i}^{-1} \delta^2 Q_{\lambda_i}^{-1} Q_{\lambda_i}^{-1} \right) S_{\lambda} \quad (44c)$$

Hence,  $S_{\lambda}$  emerges as the only term that is not a function of the attitude error. Now, we return to the second order approximation of the cost function. Utilizing the first order errors in Eq. (37) and the constant terms  $Q_{\lambda_i}$  in Eq. (39) as well as  $S_{\lambda}$  in Eq. (44a), we can rewrite an approximation of the cost function as

$$L(\delta \alpha, \delta \alpha^T \delta \alpha) = L_0 + \frac{1}{2} (L_1(\delta \alpha) + L_2(\delta \alpha^T \delta \alpha)) \quad (45)$$

where the first and second order terms yield

$$L_1(\delta \alpha) = \delta \alpha^T \mathbf{g} \quad (46a)$$

$$L_2(\delta \alpha^T \delta \alpha) \cong \delta \alpha^T \mathcal{H} \delta \alpha \quad (46b)$$

with

$$\mathbf{g} = \left( \sum_{i=1}^n \mathcal{A}^i Q_{\lambda_i}^{-1} \right) S_{\lambda} \left( \sum_{i=1}^n Q_{\lambda_i}^{-1} \mathbf{v}_i \right) + \sum_{i=1}^n (\mathcal{A}^{iT} Q_{\lambda_i}^{-1} \mathbf{v}_i) \quad (47a)$$

$$\mathcal{H} = \left( \sum_{i=1}^n \mathcal{A}^{iT} Q_{\lambda_i}^{-1} \mathcal{A}^i \right) - \left( \sum_{i=1}^n Q_{\lambda_i}^{-1} \mathcal{A}^i \right)^T S_{\lambda} \left( \sum_{i=1}^n Q_{\lambda_i}^{-1} \mathcal{A}^i \right) \quad (47b)$$

From the necessary condition for the extremum of the cost function  $L$  with respect to  $\delta \alpha$ , i.e.

$$\frac{\partial L}{\partial \delta \alpha} = \frac{\partial}{\partial \delta \alpha} (L_1 + L_2) = \mathbf{0} \quad (48)$$

the vector estimate of the attitude error emanates as

$$\delta \alpha = -\mathcal{H}^{-1} \mathbf{g} \quad (49)$$

Employing Eq. (36c) allows for expanding the above expression to

$$\delta \alpha = -\mathcal{H}^{-1} \left[ \left( \sum_{i=1}^n \mathcal{A}^i Q_{\lambda_i}^{-1} \right) S_{\lambda} \left( \sum_{i=1}^n Q_{\lambda_i}^{-1} (\mathbf{p} - \Delta \mathbf{a}_i) \right) + \sum_{i=1}^n (\mathcal{A}^{iT} Q_{\lambda_i}^{-1} (\mathbf{p} - \Delta \mathbf{a}_i)) \right] \quad (50)$$

At the same time, the following relation holds:

$$\left( \sum_{i=1}^n \mathcal{A}^i Q_{\lambda_i}^{-1} \right) S_{\lambda} \left( \sum_{i=1}^n Q_{\lambda_i}^{-1} \mathbf{p} \right) + \sum_{i=1}^n (\mathcal{A}^{iT} Q_{\lambda_i}^{-1} \mathbf{p}) = \mathbf{0} \quad (51)$$



Given that  $\mathcal{A}^{iT} = -\mathcal{A}^i$  as well as that  $Q_{\lambda_i}^{-1}$ ,  $S_\lambda$  and  $\mathcal{H}$  are symmetric, the terms containing the translation vector  $\mathbf{p}$  cancel, thus yielding

$$\delta\alpha = \mathcal{H}^{-1} \left[ \left( \sum_{i=1}^n \mathcal{A}^i Q_{\lambda_i}^{-1} \right) S_\lambda \left( \sum_{i=1}^n Q_{\lambda_i}^{-1} \Delta \mathbf{a}_i \right) - \sum_{i=1}^n (\mathcal{A}^i Q_{\lambda_i}^{-1} \Delta \mathbf{a}_i) \right] \quad (52)$$

This now allows for the derivation of the covariance expressions. The estimation error-covariance of the attitude is defined as

$$\begin{aligned} P_{\delta\alpha} &= E\{\delta\alpha\delta\alpha^T\} \\ &= E\left\{ \mathcal{H}^{-1} \left[ \left( \sum_{i=1}^n \mathcal{A}^i Q_{\lambda_i}^{-1} \right) S_\lambda \left( \sum_{i=1}^n Q_{\lambda_i}^{-1} \Delta \mathbf{a}_i \right) - \sum_{i=1}^n (\mathcal{A}^i Q_{\lambda_i}^{-1} \Delta \mathbf{a}_i) \right] \right\} \end{aligned} \quad (53)$$

$$\times \left[ \left( \sum_{i=1}^n \mathcal{A}^i Q_{\lambda_i}^{-1} \right) S_\lambda \left( \sum_{i=1}^n Q_{\lambda_i}^{-1} \Delta \mathbf{a}_i \right) - \sum_{i=1}^n (\mathcal{A}^i Q_{\lambda_i}^{-1} \Delta \mathbf{a}_i) \right]^T \mathcal{H}^{-T} \} \quad (54)$$

Further expansion of the individual terms leads to

$$\begin{aligned} P_{\delta\alpha} &= \mathcal{H}^{-1} \left[ - \sum_{i=1}^n (\mathcal{A}^i Q_{\lambda_i}^{-1} E\{\Delta \mathbf{a}_i \Delta \mathbf{a}_i^T\} Q_{\lambda_i}^{-1} \mathcal{A}^i) \right. \\ &\quad + \left( \sum_{i=1}^n \mathcal{A}^i Q_{\lambda_i}^{-1} \right) S_\lambda \left( \sum_{i=1}^n Q_{\lambda_i}^{-1} E\{\Delta \mathbf{a}_i \Delta \mathbf{a}_i^T\} Q_{\lambda_i}^{-1} \right) S_\lambda \left( \sum_{i=1}^n Q_{\lambda_i}^{-1} \mathcal{A}^{iT} \right) \\ &\quad - \left( \sum_{i=1}^n \mathcal{A}^i Q_{\lambda_i}^{-1} E\{\Delta \mathbf{a}_i \Delta \mathbf{a}_i^T\} Q_{\lambda_i}^{-1} \right) S_\lambda \left( \sum_{i=1}^n Q_{\lambda_i}^{-1} \mathcal{A}^{iT} \right) \\ &\quad \left. + \left( \sum_{i=1}^n \mathcal{A}^i Q_{\lambda_i}^{-1} \right) S_\lambda \left( \sum_{i=1}^n Q_{\lambda_i}^{-1} E\{\Delta \mathbf{a}_i \Delta \mathbf{a}_i^T\} Q_{\lambda_i}^{-1} \mathcal{A}^i \right) \right] \mathcal{H}^{-T} \end{aligned} \quad (55)$$

Employing the fact that

$$P_{\Delta \mathbf{a}_i} \equiv E\{\Delta \mathbf{a}_i \Delta \mathbf{a}_i^T\} = Q_{\lambda_i} \quad (56a)$$

$$E\{\Delta \mathbf{a}_i \Delta \mathbf{a}_j^T\} = \mathbf{0}_{3 \times 3} (j \neq i) \quad (56b)$$

the estimation error-covariance can be rewritten as

$$\begin{aligned} P_{\delta\alpha} &= \mathcal{H}^{-1} \left[ - \sum_{i=1}^n (\mathcal{A}^i Q_{\lambda_i}^{-1} Q_{\lambda_i} Q_{\lambda_i}^{-1} \mathcal{A}^i) \right. \\ &\quad + \left( \sum_{i=1}^n \mathcal{A}^i Q_{\lambda_i}^{-1} \right) S_\lambda \left( \sum_{i=1}^n Q_{\lambda_i}^{-1} Q_{\lambda_i} Q_{\lambda_i}^{-1} \right) S_\lambda \left( \sum_{i=1}^n Q_{\lambda_i}^{-1} \mathcal{A}^{iT} \right) \\ &\quad - \left( \sum_{i=1}^n \mathcal{A}^i Q_{\lambda_i}^{-1} Q_{\lambda_i} Q_{\lambda_i}^{-1} \right) S_\lambda \left( \sum_{i=1}^n Q_{\lambda_i}^{-1} \mathcal{A}^{iT} \right) \\ &\quad \left. + \left( \sum_{i=1}^n \mathcal{A}^i Q_{\lambda_i}^{-1} \right) S_\lambda \left( \sum_{i=1}^n Q_{\lambda_i}^{-1} Q_{\lambda_i} Q_{\lambda_i}^{-1} \mathcal{A}^i \right) \right] \mathcal{H}^{-T} \end{aligned} \quad (57)$$

The last two contribution in the above sum are cancelling out each other, thus yielding

$$P_{\delta\alpha} = \mathcal{H}^{-1} \left[ - \sum_{i=1}^n (\mathcal{A}^i Q_{\lambda_i}^{-1} \mathcal{A}^i) + \left( \sum_{i=1}^n \mathcal{A}^i Q_{\lambda_i}^{-1} \right) S_\lambda \left( \sum_{i=1}^n Q_{\lambda_i}^{-1} \right) S_\lambda \left( \sum_{i=1}^n Q_{\lambda_i}^{-1} \mathcal{A}^{iT} \right) \right] \mathcal{H}^{-T} \quad (58)$$

With Eqs. (44a) and (47b), the above expression further simplifies to

$$P_{\delta\alpha} = \mathcal{H}^{-1} \quad (59)$$

which verifies that the estimate error-covariance of the attitude error is equal to the Hessian of the cost function. Note that a more detailed discussion of this observation is provided later in the context of the Fisher Information Matrix for the cost function in Eq. (29). The estimation error  $\delta \mathbf{p}$  for the translation vector is now derived, which begins with

$$\hat{\mathbf{p}} = \mathbf{p} + \delta \mathbf{p} \quad (60)$$

Decomposition of Eq. (28) by utilizing Eq. (37) to separate the first-order terms in the attitude error yields

$$\mathbf{p} + \delta \mathbf{p} \cong - \left( \sum_{i=1}^n Q_{\lambda_i}^{-1} \right)^{-1} \left( \sum_{i=1}^n Q_{\lambda_i}^{-1} (-\mathbf{v}_i - \mathcal{A}_i \delta \boldsymbol{\alpha}) \right) \quad (61)$$

Thus, the estimate-error  $\delta \mathbf{p}$  emerges as

$$\delta \mathbf{p} = -S_\lambda \left( \sum_{i=1}^n Q_{\lambda_i}^{-1} (-\mathbf{v}_i - \mathcal{A}_i \delta \boldsymbol{\alpha} + \mathbf{p}) \right) \quad (62)$$

From the definition of  $\mathbf{v}_i$  in Eq. (36c) we have

$$\delta \mathbf{p} = -S_\lambda \sum_{i=1}^n Q_{\lambda_i}^{-1} (\Delta \mathbf{a}_i - \mathcal{A}_i \delta \boldsymbol{\alpha}) \quad (63)$$

The error-covariance of the translation vector within the first-order of estimation errors is given by

$$\text{cov}\{\hat{\mathbf{p}}\} \equiv E\{(\hat{\mathbf{p}} - E\{\hat{\mathbf{p}}\})(\hat{\mathbf{p}} - E\{\hat{\mathbf{p}}\})^T\} \quad (64a)$$

$$= E\{\delta \mathbf{p} \delta \mathbf{p}^T\} \quad (64b)$$

in which the fact that the estimation for the translation vector is unbiased within the first-order terms of error is used, and  $E\{\hat{\mathbf{p}}\} = \mathbf{p}$ . Then, the error-covariance is computed as

$$\text{cov}\{\hat{\mathbf{p}}\} = E\left\{ \left[ -S_\lambda \sum_{i=1}^n Q_{\lambda_i}^{-1} (\Delta \mathbf{a}_i - \mathcal{A}_i \delta \boldsymbol{\alpha}) \right] \left[ -S_\lambda \sum_{i=1}^n Q_{\lambda_i}^{-1} (\Delta \mathbf{a}_i - \mathcal{A}_i \delta \boldsymbol{\alpha}) \right]^T \right\} \quad (65)$$

It is observed that the cross-covariance of the attitude error and  $\Delta \mathbf{a}_i$  is required for the translation error-covariance, which is computed as

$$E\{\delta \boldsymbol{\alpha} \Delta \mathbf{a}_i^T\} = \mathcal{H}^{-1}(\mathcal{A}_i - \bar{\mathcal{A}}) \quad (66)$$

where

$$\bar{\mathcal{A}} = S_\lambda \sum_{i=1}^n Q_{\lambda_i}^{-1} \mathcal{A}_i \quad (67)$$

Using Eqs. (56a), (56b) and (66), and from the attitude estimate error-covariance in Eq. (59), the translation vector error-covariance is now given by

$$\text{cov}\{\hat{\mathbf{p}}\} = S_\lambda + \bar{\mathcal{A}} P_{\delta \boldsymbol{\alpha}} \bar{\mathcal{A}}^T \quad (68)$$

Because there are estimates for the observation vectors from the TLS formulation in Eq. (21), their associated covariance expressions can be derived. First an expression for their corresponding first-order residuals is found, and then this residual approximation is used to construct an analytical covariance formulation. Using Eq. (21) for the observation vectors and using the derivation in [25], it can be shown that the estimates of the observation vectors are

$$\hat{\mathbf{b}}_i = \tilde{\mathbf{b}}_i + (R_{r_{b_i}}^T \hat{A}^T - R_{b_i}) Q_{\lambda_i}^{-1} (\tilde{\mathbf{b}}_i - \hat{A} \tilde{\mathbf{r}}_i + \hat{\mathbf{p}}) \quad (69a)$$

$$\hat{\mathbf{r}}_i = \tilde{\mathbf{r}}_i + (R_{r_i} \hat{A}^T - R_{r_{b_i}}) Q_{\lambda_i}^{-1} (\tilde{\mathbf{b}}_i - \hat{A} \tilde{\mathbf{r}}_i + \hat{\mathbf{p}}) \quad (69b)$$

Define the estimate-error for the observation vectors:

$$\delta \mathbf{b}_i = \hat{\mathbf{b}}_i - \mathbf{b}_i \quad (70a)$$

$$\delta \mathbf{r}_i = \hat{\mathbf{r}}_i - \mathbf{r}_i \quad (70b)$$

The residual errors using Eq. (30b) and (30a) are  $\delta \mathbf{b}_i - \Delta \mathbf{b}_i$  and  $\delta \mathbf{r}_i - \Delta \mathbf{r}_i$ . Then deducting both sides of Eq. (69a) by  $\mathbf{b}_i$  and Eq. (69b) by  $\mathbf{r}_i$  leads to

$$\delta \mathbf{b}_i - \Delta \mathbf{b}_i = (R_{r b_i}^T \hat{A}^T - R_{b_i}) Q_{\lambda_i}^{-1} (\tilde{\mathbf{b}}_i - \hat{A} \tilde{\mathbf{r}}_i + \hat{\mathbf{p}}) \quad (71a)$$

$$\delta \mathbf{r}_i - \Delta \mathbf{r}_i = (R_{r_i} \hat{A}^T - R_{r b_i}) Q_{\lambda_i}^{-1} (\tilde{\mathbf{b}}_i - \hat{A} \tilde{\mathbf{r}}_i + \hat{\mathbf{p}}) \quad (71b)$$

Their corresponding first-order approximations are given by

$$\delta \mathbf{b}_i - \Delta \mathbf{b}_i \cong C_i (\Delta \mathbf{a}_i - \mathcal{G}_i \delta \mathbf{x}) \quad (72a)$$

$$\delta \mathbf{r}_i - \Delta \mathbf{r}_i \cong D_i (\Delta \mathbf{a}_i - \mathcal{G}_i \delta \mathbf{x}) \quad (72b)$$

where

$$C_i = (R_{r b_i}^T A^T - R_{b_i}) Q_{\lambda_i}^{-1} \quad (73a)$$

$$D_i = (R_{r_i} A^T - R_{r b_i}) Q_{\lambda_i}^{-1} \quad (73b)$$

$$\mathcal{G}_i = [\mathcal{A}_i - I_{3 \times 3}] \quad (73c)$$

$$\delta \mathbf{x} = \begin{bmatrix} \delta \alpha \\ \delta \mathbf{p} \end{bmatrix}_{6 \times 1} \quad (73d)$$

Using

$$P_{\Delta \mathbf{a}_i} = Q_{\lambda_i} \quad (74a)$$

$$P_{\Delta \mathbf{a}_i \Delta \bar{\mathbf{a}}} = S_{\lambda} \quad (74b)$$

$$P_{\Delta \bar{\mathbf{a}} \delta \alpha} = \mathbf{0}_{3 \times 3} \quad (74c)$$

and from Eq. (66), the covariances of the measurement residuals are given by

$$\begin{aligned} \text{cov}(\hat{\mathbf{b}}_i - \tilde{\mathbf{b}}_i) &= E\{(\delta \mathbf{b}_i - \Delta \mathbf{b}_i)(\delta \mathbf{b}_i - \Delta \mathbf{b}_i)^T\} \\ &= C_i (Q_{\lambda_i} - \mathcal{G}_i P_x \mathcal{G}_i^T) C_i^T \end{aligned} \quad (75a)$$

$$\begin{aligned} \text{cov}(\hat{\mathbf{r}}_i - \tilde{\mathbf{r}}_i) &= E\{(\delta \mathbf{r}_i - \Delta \mathbf{r}_i)(\delta \mathbf{r}_i - \Delta \mathbf{r}_i)^T\} \\ &= D_i (Q_{\lambda_i} - \mathcal{G}_i P_x \mathcal{G}_i^T) D_i^T \end{aligned} \quad (75b)$$

where

$$P_x = \left( \sum_{i=1}^n \mathcal{G}_i^T Q_{\lambda_i}^{-1} \mathcal{G}_i \right)^{-1} \quad (76)$$

Equations(72a) and (72b) can now be written as

$$\delta \mathbf{b}_i \cong \Delta \mathbf{b}_i + C_i (\Delta \mathbf{a}_i - \mathcal{G}_i \delta \mathbf{x}) \quad (77a)$$

$$\delta \mathbf{r}_i \cong \Delta \mathbf{r}_i + D_i (\Delta \mathbf{a}_i - \mathcal{G}_i \delta \mathbf{x}) \quad (77b)$$

Their corresponding estimate covariances are given by

$$\begin{aligned}
P_{b_i} &= E\{\delta \mathbf{b}_i \delta \mathbf{b}_i^T\} \\
&= E\{(\hat{\mathbf{b}}_i - \mathbf{b}_i)(\hat{\mathbf{b}}_i - \mathbf{b}_i)^T\} \\
&= R_{b_i} + \text{cov}\{\hat{\mathbf{b}}_i - \tilde{\mathbf{b}}_i\} \\
&\quad + C_i R_{b_i} - C_i \mathcal{G}_i \text{cov}\{\delta \mathbf{x}\} \mathcal{G}_i^T Q_{\lambda_i}^{-1} R_{b_i} \\
&\quad + \left( C_i R_{b_i} - C_i \mathcal{G}_i \text{cov}\{\delta \mathbf{x}\} \mathcal{G}_i^T Q_{\lambda_i}^{-1} R_{b_i} \right)^T
\end{aligned} \tag{78}$$

$$\begin{aligned}
P_{r_i} &= E\{\delta \mathbf{r}_i \delta \mathbf{r}_i^T\} \\
&= E\{(\hat{\mathbf{r}}_i - \mathbf{r}_i)(\hat{\mathbf{r}}_i - \mathbf{r}_i)^T\} \\
&= R_{r_i} + \text{cov}\{\hat{\mathbf{r}}_i - \tilde{\mathbf{r}}_i\} \\
&\quad - D_i A R_{r_i} + D_i \mathcal{G}_i \text{cov}\{\delta \mathbf{x}\} \mathcal{G}_i^T Q_{\lambda_i}^{-1} A R_{r_i} \\
&\quad + \left( -D_i A R_{r_i} + D_i \mathcal{G}_i \text{cov}\{\delta \mathbf{x}\} \mathcal{G}_i^T Q_{\lambda_i}^{-1} A R_{r_i} \right)^T
\end{aligned} \tag{79}$$

in which

$$\text{cov}\{\delta \mathbf{x}\} \equiv E\{\delta \mathbf{x} \delta \mathbf{x}^T\} = \left( \sum_{i=1}^n \mathcal{G}_i Q_{\lambda_i}^{-1} \mathcal{G}_i^T \right)^{-1} \tag{80}$$

### E. Fisher Information Matrix

From the analysis in section II.D, estimate covariances for the attitude error  $\delta \alpha$ , the translation vector  $\mathbf{p}$ , the residuals as well as the estimate covariances for the observation vectors  $\tilde{\mathbf{b}}_i$  and  $\tilde{\mathbf{r}}_i$  have been derived. An optimality proof for the estimate error-covariances of the attitude and translation vector is now shown based on the Fisher Information Matrix (FIM) and the CRLB [32] defined for the estimation covariances. For an unbiased estimator  $\hat{\mathbf{x}}$ , the estimate error-covariance has a lower bound as

$$\text{cov}\{\hat{\mathbf{x}}\} \geq F^{-1} \equiv \left( E\left\{ -\frac{\partial^2}{\partial \hat{\mathbf{x}} \partial \hat{\mathbf{x}}^T} p(\tilde{\mathbf{y}}|\hat{\mathbf{x}}) \right\} \right)^{-1} \tag{81}$$

The term inside of the expectation shows the Hessian of the the negative log-likelihood function, which is given in Eq. (45). For an optimal estimator, the equality in the Eq. (81) is given, and the estimator is *efficient*. The Hessian of the second-order approximated cost function  $L$  is the FIM. From Eqs. (37) and Eq. (60), we have

$$\begin{aligned}
\tilde{\mathbf{b}}_i - \hat{A} \tilde{\mathbf{r}}_i + \hat{\mathbf{p}} &\cong -\mathbf{p} + \Delta \mathbf{a}_i - \mathcal{A}^i \delta \alpha + \mathbf{p} + \delta \mathbf{p} \\
&= \Delta \mathbf{a}_i - \mathcal{A}_i \delta \alpha + \delta \mathbf{p}
\end{aligned} \tag{82}$$

The second-order cost function involving  $\delta \mathbf{p}$  is now given by

$$L = \frac{1}{2} \sum_{i=1}^n (\Delta \mathbf{a}_i - \mathcal{A}_i \delta \alpha + \delta \mathbf{p})^T Q_{\lambda_i}^{-1} (\Delta \mathbf{a}_i - \mathcal{A}_i \delta \alpha + \delta \mathbf{p}) \tag{83}$$

The FIM, denoted by  $F$ , will be

$$F = \begin{bmatrix} \sum_{i=1}^n \mathcal{A}_i^T Q_{\lambda_i}^{-1} \mathcal{A}_i & -\sum_{i=1}^n \mathcal{A}_i^T Q_{\lambda_i}^{-1} \\ -\sum_{i=1}^n Q_{\lambda_i}^{-1} \mathcal{A}_i & \sum_{i=1}^n Q_{\lambda_i}^{-1} \end{bmatrix} \tag{84}$$

The block matrices of the FIM are

$$F = \begin{bmatrix} F_{11} & F_{12} \\ F_{21} & F_{22} \end{bmatrix} \tag{85}$$

The inverse of FIM, denoted by  $\mathcal{F}$ , is given by

$$\mathcal{F} = \begin{bmatrix} \mathcal{F}_{11} & \mathcal{F}_{12} \\ \mathcal{F}_{21} & \mathcal{F}_{22} \end{bmatrix} \quad (86)$$

The  $\mathcal{F}_{11}$  block of this matrix is calculated by the Sherman–Morrison–Woodbury lemma [37]:

$$\begin{aligned} \mathcal{F}_{11} &= (F_{11} - F_{12}F_{22}^{-1}F_{21})^{-1} \\ &= \left[ \sum_{i=1}^n \mathcal{A}_i^T \mathcal{Q}_{\lambda_i}^{-1} \mathcal{A}_i - \left( - \sum_{i=1}^n \mathcal{A}_i^T \mathcal{Q}_{\lambda_i}^{-1} \right) S_{\lambda} \left( - \sum_{i=1}^n \mathcal{Q}_{\lambda_i}^{-1} \mathcal{A}_i \right) \right]^{-1} \\ &= \mathcal{H}^{-1} \end{aligned} \quad (87)$$

This has already been proven in Eq. (59), which is the CRLB for the attitude error. The term  $\mathcal{F}_{22}$  is also derived by using matrix inversion lemma as

$$\begin{aligned} \mathcal{F}_{22} &= (F_{22} - F_{21}F_{11}^{-1}F_{12})^{-1} \\ &= \left[ \left( \sum_{i=1}^n \mathcal{Q}_{\lambda_i}^{-1} \right) - \left( - \sum_{i=1}^n \mathcal{Q}_{\lambda_i}^{-1} \mathcal{A}_i \right) \left( \sum_{i=1}^n \mathcal{A}_i^T \mathcal{Q}_{\lambda_i}^{-1} \mathcal{A}_i \right)^{-1} \left( - \sum_{i=1}^n \mathcal{A}_i^T \mathcal{Q}_{\lambda_i}^{-1} \right) \right]^{-1} \\ &= \left( S_{\lambda}^{-1} - S_{\lambda}^{-1} \bar{\mathcal{A}} \left( \sum_{i=1}^n \mathcal{A}_i^T \mathcal{Q}_{\lambda_i}^{-1} \mathcal{A}_i \right)^{-1} \bar{\mathcal{A}}^T S_{\lambda}^{-1} \right)^{-1} \end{aligned} \quad (88)$$

Using Eq. (59) leads to

$$\begin{aligned} \mathcal{F}_{22} &= S_{\lambda} + \bar{\mathcal{A}} \left[ \sum_{i=1}^n \mathcal{A}_i^T \mathcal{Q}_{\lambda_i}^{-1} \mathcal{A}_i - \sum_{i=1}^n \mathcal{A}_i^T \mathcal{Q}_{\lambda_i}^{-1} S_{\lambda} \sum_{i=1}^n \mathcal{Q}_{\lambda_i}^{-1} \mathcal{A}_i \right]^{-1} \bar{\mathcal{A}}^T \\ &= S_{\lambda} + \bar{\mathcal{A}} \text{cov}\{\delta \boldsymbol{\alpha}\} \bar{\mathcal{A}}^T \end{aligned} \quad (89)$$

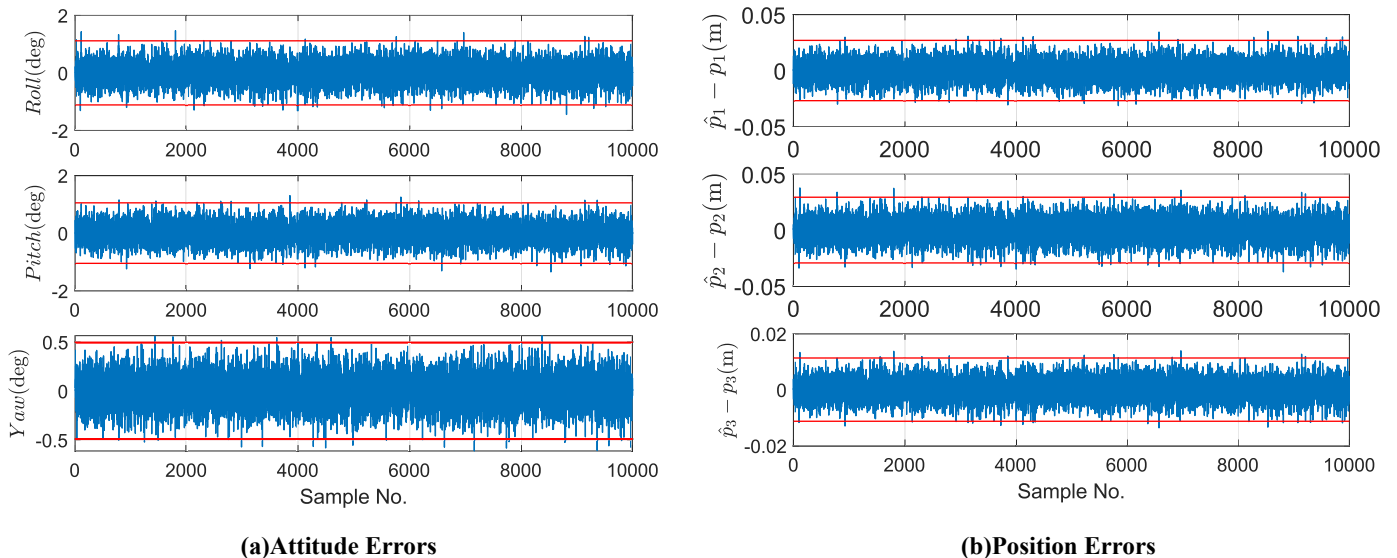
This proves the CRLB for  $\text{cov}\{\delta \mathbf{p}\}$ . Note that from Eq. (59) it can be concluded that the CRLB holds for the attitude estimate because the estimate error-covariance is equal to the inverse of the Hessian of the cost function in Eq. (45).

### III. Numerical Validation in Monte-Carlo Simulation

A pose estimation problem is solved here with two scans of a vector-observation-enabled sensor, which can be a Lidar, with three vector observations per scan. The ground truth values for the attitude matrix  $A$ , translation vector  $\mathbf{p}$  and vector observations  $\mathbf{b}_i$ ,  $i = 1, 2, 3$  are given as

$$\begin{aligned} A &= I_{3 \times 3} \\ \mathbf{p} &= \begin{bmatrix} 0.3 & -0.4 & 0.5 \end{bmatrix}^T \\ \mathbf{b}_1 &= \begin{bmatrix} 0 & 9.7590 \times 10^{-2} & -1.4833 \times 10^{-1} \end{bmatrix}^T \\ \mathbf{b}_2 &= \begin{bmatrix} 0 & 1.9518 \times 10^{-1} & -1.2855 \times 10^{-2} \end{bmatrix}^T \\ \mathbf{b}_3 &= \begin{bmatrix} 1 & 9.7590 \times 10^{-1} & 9.8885 \times 10^{-1} \end{bmatrix}^T \end{aligned}$$

The true observation vectors  $\mathbf{r}_i$  are generated by the constraint in Eq. (14). A Monte-Carlo simulation with 10,000 samples is performed here to showcase how well the  $3\sigma$  bounds generated by the covariance expressions in Eqs. (59) and (68) for the attitude and translation vectors, respectively, Eqs. (78) and (79) for estimated observations, and Eqs. (75a) and (75b) for residuals of observations are bounding their corresponding estimate errors or residuals. Artificial noise

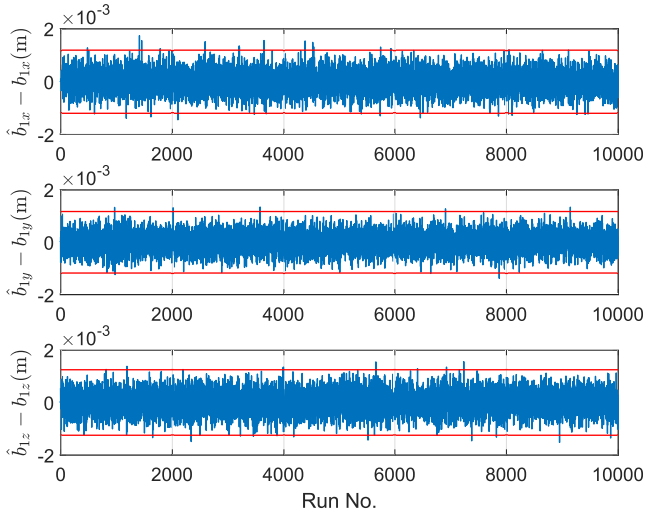


**Fig. 2 Monte Carlo simulation for the attitude and translation vector.**

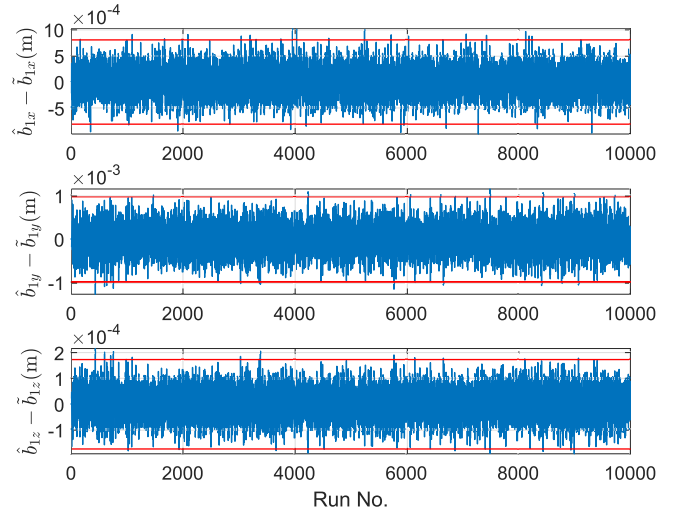
is generated from a Gaussian distribution with zero mean and covariance of  $R_{r_i}$ ,  $R_{b_i}$  and  $R_{r_{b_i}}$  to produce  $\tilde{\mathbf{r}}_i$  and  $\tilde{\mathbf{b}}_i$  samples. The covariance matrices of the measurements  $R_{r_i}$ ,  $R_{b_i}$  and  $R_{r_{b_i}}$  are generated randomly with a signal-to-noise ratio of around  $10^{-4}$ . Note that by default the measurement covariance is selected to be positive definite while being random. Singularities in the measurement covariance matrix can be handled if they exist, but this is not the focus of this paper. Figure 2a shows the plot of the attitude errors in terms of roll, pitch and yaw angles in degrees from the Monte-Carlo samples. The blue line depicts the estimation errors, and the red lines are the  $3\sigma$  bounds computed from the estimate error-covariances. Figure 2b shows the translation vector estimate error in the  $x$ ,  $y$  and  $z$  directions, respectively. It is seen that the estimate errors are well-bounded by their corresponding  $3\sigma$  bounds. Figure 3a shows the estimation errors, and Figure 3 shows the residual errors, for observation vector  $\mathbf{b}_1$ . Figure 4a-b shows the same results for the observation vector  $\mathbf{r}_1$ . It is seen that the observation vectors are also bounded by their corresponding  $3\sigma$  bounds, provided by the covariances of estimates as well as the residuals.

#### IV. Conclusion

This paper develops an analytical framework for an optimal estimator in pose estimation, which is central to SLAM problems. Optimal estimation makes the controller policy easier to track the desired signals in terms of obtaining a more accurate estimate of the states, which in turn consume lower levels of energy in the control action. The static SLAM problem is shown to be solved as a total least squares (TLS) problem. A quadratic cost function based on the TLS formulation is introduced for taking into account the attitude matrix and translation vector. The weight matrix in the cost function is extracted from the most generic positive-definite fully populated matrix to include the correlations between the observation vectors in the most general case. This expands previously derived pose estimation solutions where an isotropic assumption is applied to the measurement noise covariance. The cost function is then written in attitude-only format, and the covariance expression for the attitude error is provided within the small-angle assumption and within a second-order approximation of the cost function in terms of the attitude error. Covariance expressions for the translation vector, as well as the estimates and residuals of the observation vectors, are obtained analytically. The Fisher information matrix is derived, and the covariance expressions are proven to be the block inverses of it, which proves the equality in the Cramér-Rao lower bound, and thus in the optimality of the estimates. A simulation framework showcases the efficacy of the covariance analyses by simulating observation vectors in a pose estimation problem with 10,000 Monte-Carlo samples.

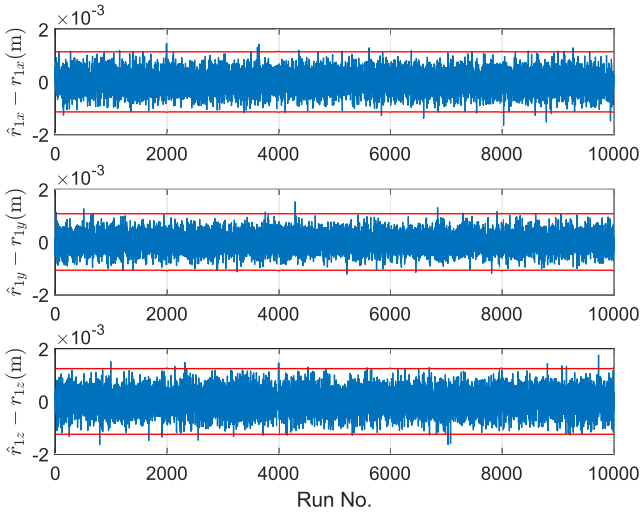


(a) Estimation Errors

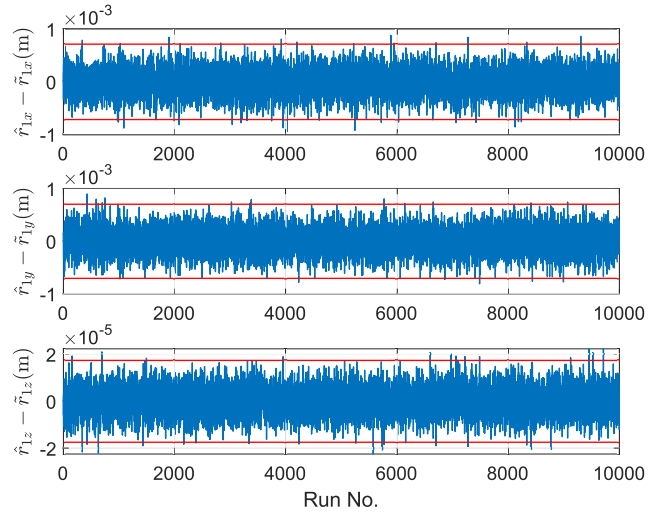


(b) Residual Errors

Fig. 3 Monte Carlo simulation for estimates and residuals of the vector observation  $b_1$ .



(a) Estimation Errors



(b) Residual Errors

Fig. 4 Monte Carlo simulation for estimates and residuals of the vector observation  $r_1$ .

## Appendix

A list of some preliminary equations used in the paper is shown here. For the cross product of two  $3 \times 1$  vectors  $\mathbf{a}$  and  $\mathbf{b}$  we have

$$\mathbf{a} \times \mathbf{b} = [\mathbf{a} \times] \mathbf{b} = -\mathbf{b} \times \mathbf{a} = -[\mathbf{b} \times] \mathbf{a} \quad (90)$$

The cross product matrix of a vector is skew-symmetric matrix, so that

$$[\mathbf{a} \times]^T = -[\mathbf{a} \times] \quad (91)$$

where  $[\mathbf{a} \times]$  denotes the  $3 \times 3$  cross product matrix constructed from a vector  $\mathbf{a}$  as

$$[\mathbf{a} \times] = \begin{bmatrix} 0 & -a_3 & a_2 \\ a_3 & 0 & -a_1 \\ -a_2 & a_1 & 0 \end{bmatrix} \quad (92)$$

The Kronecker product [33] also can be combined with the vec operator in the following identity, where the notation  $\text{vec}$  for a  $m \times n$  matrix  $A$  results in a  $(mn) \times 1$  matrix  $\text{vec}(A)$  that is constructed by stacking the columns of  $A$ : [38].

$$A\mathbf{z} = (\mathbf{z}^T \otimes I_{m \times m}) \text{vec}(A) \quad (93)$$

## References

- [1] Crassidis, J. L., Markley, F. L., and Cheng, Y., "Survey of Nonlinear Attitude Estimation Methods," *Journal of Guidance, Control, and Dynamics*, Vol. 30, No. 1, 2007, pp. 12–28. <https://doi.org/10.2514/1.22452>.
- [2] Wahba, G., "A Least Squares Estimate of Satellite Attitude," *SIAM review*, Vol. 7, No. 3, 1965, pp. 409–409. <https://doi.org/10.1137/1008080>.
- [3] Markley, F. L., and Mortari, D., "Quaternion Attitude Estimation Using Vector Observations," *The Journal of the Astronautical Sciences*, Vol. 48, No. 2, 2000, pp. 359–380. <https://doi.org/10.1007/BF03546284>.
- [4] Eggert, D. W., Lorusso, A., and Fisher, R. B., "Estimating 3-D Rigid Body Transformations: A Comparison of Four Major Algorithms," *Machine vision and applications*, Vol. 9, No. 5, 1997, pp. 272–290. <https://doi.org/10.1007/s001380050048>.
- [5] Erol, A., Bebis, G., Nicolescu, M., Boyle, R. D., and Twombly, X., "Vision-Based Hand Pose Estimation: A Review," *Computer vision and image understanding*, Vol. 108, No. 1, 2007, pp. 52–73. <https://doi.org/10.1016/j.cviu.2006.10.012>.
- [6] Kelsey, J. M., Byrne, J., Cosgrove, M., Seereeram, S., and Mehra, R. K., "Vision-Based Relative Pose Estimation for Autonomous Rendezvous and Docking," *2006 IEEE aerospace conference*, IEEE, 2006, pp. 20–pp. <https://doi.org/10.1109/AERO.2006.1655916>.
- [7] Jurie, F., Dhome, M., et al., "Real Time Robust Template Matching," *BMVC*, Vol. 2002, 2002, pp. 123–132. <https://doi.org/10.5244/C.16.10>.
- [8] Isard, M., and Blake, A., "Condensation—Conditional Density Propagation for Visual Tracking," *International journal of computer vision*, Vol. 29, No. 1, 1998, pp. 5–28. <https://doi.org/10.1023/A:1008078328650>.
- [9] Schonberger, J. L., and Frahm, J.-M., "Structure-From-Motion Revisited," *Proceedings of the IEEE conference on computer vision and pattern recognition*, 2016, pp. 4104–4113. <https://doi.org/10.1109/CVPR.2016.445>.
- [10] Melekhov, I., Ylioinas, J., Kannala, J., and Rahtu, E., "Relative Camera Pose Estimation Using Convolutional Neural Networks," *International Conference on Advanced Concepts for Intelligent Vision Systems*, Springer, 2017, pp. 675–687. [https://doi.org/10.1007/978-3-319-70353-4\\_57](https://doi.org/10.1007/978-3-319-70353-4_57).
- [11] Li, Y., Wang, G., Ji, X., Xiang, Y., and Fox, D., "Deepim: Deep Iterative Matching for 6d Pose Estimation," *Proceedings of the European Conference on Computer Vision (ECCV)*, 2018, pp. 683–698. <https://doi.org/10.1007/s11263-019-01250-9>.
- [12] Toshev, A., and Szegedy, C., "Deeppose: Human Pose Estimation via Deep Neural Networks," *Proceedings of the IEEE conference on computer vision and pattern recognition*, 2014, pp. 1653–1660. <https://doi.org/10.1109/CVPR.2014.214>.



- [13] Rusu, R. B., and Cousins, S., “3d is Here: Point Cloud Library (pcl),” *2011 IEEE international conference on robotics and automation*, IEEE, 2011, pp. 1–4. <https://doi.org/10.1109/ICRA.2011.5980567>.
- [14] Opromolla, R., Fasano, G., Rufino, G., and Grassi, M., “Uncooperative Pose Estimation with a LIDAR-Based System,” *Acta Astronautica*, Vol. 110, 2015, pp. 287–297. <https://doi.org/10.1016/j.actaastro.2014.11.003>.
- [15] Rusinkiewicz, S., and Levoy, M., “Efficient Variants of the ICP Algorithm,” *Proceedings third international conference on 3-D digital imaging and modeling*, IEEE, 2001, pp. 145–152. <https://doi.org/10.1109/IM.2001.924423>.
- [16] Woo, H., Kang, E., Wang, S., and Lee, K. H., “A New Segmentation Method for Point Cloud Data,” *International Journal of Machine Tools and Manufacture*, Vol. 42, No. 2, 2002, pp. 167–178. [https://doi.org/10.1016/S0890-6955\(01\)00120-1](https://doi.org/10.1016/S0890-6955(01)00120-1).
- [17] Trevor, A. J., Gedikli, S., Rusu, R. B., and Christensen, H. I., “Efficient Organized Point Cloud Segmentation with Connected Components,” *Semantic Perception Mapping and Exploration (SPME)*, 2013.
- [18] Landrieu, L., and Simonovsky, M., “Large-Scale Point Cloud Semantic Segmentation with Superpoint Graphs,” *Proceedings of the IEEE Conference on Computer Vision and Pattern Recognition*, 2018, pp. 4558–4567. <https://doi.org/10.1109/CVPR.2018.00479>.
- [19] Lindeberg, T., “Scale Invariant Feature Transform,” 2012. <https://doi.org/10.4249/scholarpedia.10491>.
- [20] Bay, H., Tuytelaars, T., and Van Gool, L., “Surf: Speeded Up Robust Features,” *European conference on computer vision*, Springer, 2006, pp. 404–417. <https://doi.org/10.1016/j.cviu.2007.09.014>.
- [21] Rusu, R. B., Blodow, N., Marton, Z. C., and Beetz, M., “Aligning Point Cloud Views Using Persistent Feature Histograms,” *2008 IEEE/RSJ international conference on intelligent robots and systems*, IEEE, 2008, pp. 3384–3391. <https://doi.org/10.1109/IROS.2008.4650967>.
- [22] Serafin, J., and Grisetti, G., “NICP: Dense Normal Based Point Cloud Registration,” *2015 IEEE/RSJ International Conference on Intelligent Robots and Systems (IROS)*, IEEE, 2015, pp. 742–749. <https://doi.org/10.1109/IROS.2015.7353455>.
- [23] Hashim, H. A., “Attitude Determination and Estimation Using Vector Observations: Review, Challenges and Comparative Results,” *arXiv preprint arXiv:2001.03787*, 2020.
- [24] Crassidis, J. L., *Optimal estimation of dynamic systems John L. Crassidis, John L. Junkins.*, 2<sup>nd</sup> ed., Chapman & Hall/CRC applied mathematics and nonlinear science series, Chapman and Hall/CRC, Boca Raton, Fla, 2011, Chap. 2. <https://doi.org/10.1201/b11154>.
- [25] Cheng, Y., and Crassidis, J. L., “Optimal Pose Estimation with Error-Covariance Analysis,” *AIAA Scitech 2021 Forum*, 2021, p. 1758. <https://doi.org/10.2514/6.2021-1758>.
- [26] Crassidis, J. L., and Cheng, Y., “Maximum Likelihood Analysis of the Total Least Squares Problem with Correlated Errors,” *Journal of Guidance, Control, and Dynamics*, Vol. 42, No. 6, 2019, pp. 1204–1217. <https://doi.org/10.2514/6.2019-1931>.
- [27] Estépar, R. S. J., Brun, A., and Westin, C.-F., “Robust Generalized Total Least Squares Iterative Closest Point Registration,” *International Conference on Medical Image Computing and Computer-Assisted Intervention*, Springer, 2004, pp. 234–241. [https://doi.org/10.1007/978-3-540-30135-6\\_29](https://doi.org/10.1007/978-3-540-30135-6_29).
- [28] Shuster, M. D., et al., “A Survey of Attitude Representations,” *Navigation*, Vol. 8, No. 9, 1993, pp. 439–517.
- [29] Golub, G. H., “Some Modified Matrix Eigenvalue Problems,” *Siam Review*, Vol. 15, No. 2, 1973, pp. 318–334. <https://doi.org/10.1137/1015032>.
- [30] Markovsky, I., and Van Huffel, S., “Overview of Total Least-Squares Methods,” *Signal processing*, Vol. 87, No. 10, 2007, pp. 2283–2302. <https://doi.org/10.1016/j.sigpro.2007.04.004>.
- [31] Golub, G. H., and Van Loan, C. F., “An Analysis of the Total Least Squares Problem,” *SIAM journal on numerical analysis*, Vol. 17, No. 6, 1980, pp. 883–893. <https://doi.org/10.1137/0717073>.
- [32] Cramér, H., *Mathematical Methods of Statistics*, Vol. 43, Princeton university press, 1999. <https://doi.org/10.1515/9781400883868>.
- [33] Steeb, W.-H., and Hardy, Y., *Matrix Calculus and Kronecker Product: A Practical Approach to Linear and Multilinear Algebra*, World Scientific Publishing Company, 2011. <https://doi.org/10.1142/8030>.

- [34] Shuster, M. D., and Oh, S. D., "Three-Axis Attitude Determination from Vector Observations," *Journal of guidance and Control*, Vol. 4, No. 1, 1981, pp. 70–77. <https://doi.org/10.2514/3.19717>.
- [35] Amiri-Simkooei, A., "Weighted Total Least Squares with Singular Covariance Matrices subject to Weighted and Hard Constraints," *Journal of Surveying Engineering*, Vol. 143, No. 4, 2017, p. 04017018. [https://doi.org/10.1061/\(ASCE\)SU.1943-5428.0000239](https://doi.org/10.1061/(ASCE)SU.1943-5428.0000239).
- [36] Markley, F. L., and Crassidis, J. L., *Fundamentals of Spacecraft Attitude Determination and Control*, Springer, 2014.
- [37] Sherman, J., and Morrison, W. J., "Adjustment of an Inverse Matrix Corresponding to a Change in One Element of a Given Matrix," *The Annals of Mathematical Statistics*, Vol. 21, No. 1, 1950, pp. 124–127. <https://doi.org/10.1214/aoms/1177729893>.
- [38] Brewer, J., "Kronecker Products and Matrix Calculus in System Theory," *IEEE Transactions on Circuits and Systems*, Vol. 25, No. 9, 1978, pp. 772–781. <https://doi.org/10.1109/TCS.1978.1084534>.