

# VSAC: Efficient and Accurate Estimator for H and F

Maksym Ivashechkin<sup>1</sup>, Daniel Barath<sup>1,2</sup>, and Jiri Matas<sup>1</sup>

<sup>1</sup> Centre for Machine Perception, Czech Technical University in Prague, Czech Republic

<sup>2</sup> Machine Perception Research Laboratory, MTA SZTAKI, Budapest, Hungary

{ivashmak, matas}@cmp.felk.cvut.cz   barath.daniel@sztaki.mta.hu

## Abstract

*We present VSAC, a RANSAC-type robust estimator with a number of novelties. It benefits from the introduction of the concept of independent inliers that improves significantly the efficacy of the dominant plane handling and, also, allows near error-free rejection of incorrect models, without false positives. The local optimization process and its application is improved so that it is run on average only once. Further technical improvements include adaptive sequential hypothesis verification and efficient model estimation via Gaussian elimination. Experiments on four standard datasets show that VSAC is significantly faster than all its predecessors and runs on average in 1-2 ms, on a CPU. It is two orders of magnitude faster and yet as precise as MAGSAC++, the currently most accurate estimator of two-view geometry. In the repeated runs on EVD, HPatches, PhotoTourism, and Kusvod2 datasets, it never failed.*

## 1. Introduction

The Random Sample Consensus (RANSAC) algorithm introduced by Fischler and Bolles [15] is one of the most popular robust estimators in computer science. The method is widely used in computer vision, its applications include stereo matching [34, 36], image mosaicing [16], motion segmentation [34], 3D reconstruction, detection of geometric primitives, and structure and motion estimation [29].

The textbook version of RANSAC proceeds as follows: random samples of minimal size sufficient to estimate the model parameters are drawn repeatedly. Model consistency with input data is evaluated, *e.g.*, by counting the points closer than a manually set inlier-outlier threshold. If the current model is better than the *so-far-the-best*, it gets stored. The procedure terminates when the probability of finding a better model falls below a user-defined level. Finally, the estimate is polished by least-squares fitting of inliers.

Many modifications of the original algorithm have been proposed. Regarding sampling, PROSAC [9] exploits an a priori predicted inlier probability rank. NAPSAC [28] sam-

ples in the neighborhood of the first, randomly selected, point. Progressive NAPSAC [2] combines both and adds gradual convergence to uniform spatial sampling.

In textbook RANSAC, the model quality is measured by its support, *i.e.*, the number of inliers, points consistent with the model. MLESAC [35] introduced a quality measure that makes it the maximum likelihood procedure. To avoid the need for a user-defined noise level, MINPRAN [33] and A-contrario RANSAC [14] select the inlier-outlier threshold so that the inliers are the least likely to occur at random. Reflecting the inherent uncertainty of the threshold estimate, MAGSAC [5] marginalizes the quality function over a range of noise levels. MAGSAC++ [4] proposes an iterative re-weighted least-squares optimization of the *so-far-the-best* model with weights calculated from the inlier probability of points. The Locally Optimized LO-RANSAC [10] refines the *so-far-the-best* model using a non-minimal number of points, *e.g.*, by iterated least-squares fitting. Graph-Cut RANSAC [3], in its local optimization, exploits the fact that real-world data tend to form spatial structures. The model evaluation is usually the most time-consuming part as it depends both on the number of models generated and the number of input data points. A quasi-optimal speed-up was achieved by the Sequential Probability Ratio Test (SPRT) [26] that randomizes the verification process itself.

In many cases, points in degenerate configuration affect the estimation severely. For example, correspondences lying on a single plane is a degenerate case for **F** estimation. DEGENSAC [12] detects such cases and applies the plane-and-parallax algorithm. USAC [30] was the first framework integrating many of the mentioned techniques, including PROSAC, SPRT, DEGENSAC, and LO-RANSAC.

In this paper, we present VSAC<sup>1</sup>, a RANSAC-type estimator that exploits a number of novelties. It is significantly faster than all its predecessors, and yet as precise as MAGSAC++, the currently most accurate method both in our experiments and according to a recent survey [24]. The accuracy reaches, or is very near, the geometric error of the

<sup>1</sup>VSAC has multiple novelties and we found no natural abbreviation reflecting them. We chose "V" as the letter following "U", as in USAC.

ground truth, estimated by cross-validation. For homography  $\mathbf{H}$  and epipolar geometry  $\mathbf{F}$  estimation, VSAC runs on average in 1-2 ms (on a CPU) on all datasets, two orders of magnitude faster than MAGSAC++. In the repeated runs on datasets EVD [27], HPatches [1], PhotoTourism [32] and Kusvod2 [20], it never failed.

Moreover, VSAC is able to reject non-matching image pairs, with a zero false positive rate on hundreds of random image pairs and a zero false negative rate on pairs from the above-mentioned datasets. The ability is underpinned by a novel concept of *independent random inliers* in the contrario context. We show that if dependent random inliers, *e.g.* spatially co-located points, are not counted, the support of random models follows very closely a Poisson distribution with a single parameter  $\lambda$  that is easy to estimate reliably<sup>2</sup> for the given pair. The easily calculated CDF of Poisson raised to the power of the number of evaluated models provides the probability that a certain model quality was reached by chance. VSAC thus provides two confidence measures together with its result. The first is the classical one – the probability that RANSAC returned the model with the highest support. The second is the confidence that the returned solution was not obtained by chance.

The concept of independent random inliers plays a critical role in VSAC’s improved accuracy and robustness. Experiments show that most failures of USAC-like methods for  $\mathbf{F}$  estimation occur in the presence of a dominant plane, despite the DEGENSAC algorithm. In such cases, the number of out-of-plane inliers is often small, and due to structures within the outliers sets, incorrect models with high support exist. Removing the contribution of the dependent structures addresses the problem. Further improvements of dominant plane handling include a heuristic guess of the calibration matrix which allows dealing with fully planar scenes and detects pure rotation. If the guess is wrong, the support reveals it and nothing but a microsecond is lost.

The speed of VSAC is achieved with several technical improvements. Most significantly, we attack the problem of expensive local optimization. In the LO-RANSAC paper [10], the authors prove that the local optimization is run at most  $\log(k)$  times, where  $k$  is the number of iteration. Nevertheless, despite  $\log(k) \ll k$ , the complex local optimization may end up being the efficiency bottleneck. We show that a fast local optimization combined with a *single complex final optimization* leads to a faster, yet equally precise algorithm. Moreover, by detecting the intersection over union of *so-far-the-best* and the current set of inliers and by not optimizing similar models, an algorithm is obtained that runs the local optimization on average about once and

almost always fewer than two times.

Further speed up is gained by adaptive SPRT. We use the estimated expected number of random inliers to tune SPRT [26] to the outlier density of the processed pair. We also measure, on the fly, the actual time of model estimation and model verification on the given hardware at the given moment, which is needed for calculating the quasi-optimal thresholds of the SPRT.

We also show that minimal model estimation via Gaussian elimination (GE) is highly efficient and surprisingly effective compared to SVD. In the context of RANSAC, where most models are computed from outlier-polluted data and therefore thrown away, the speed of GE more than compensates for its numerical issues, since imprecision or instability is addressed by local optimization or further sampling.

To broaden its application potential, VSAC provides novel outputs. Employing the highly efficient Lindstrom method for triangulation [21], it obtains the point pair exactly fitting the returned  $\mathbf{F}$  that minimizes the geometric error. VSAC can be thus employed for noise filtering. VSAC returns all input points sorted by the residual, allowing the user to set his own ex-post trade-off between the density, and possibly spread, of points on the one hand, and their accuracy on the other.

## 2. Detecting Random Models

One issue of RANSAC-like robust estimators is the inability to recognize failures. The estimator always returns a model maximizing some quality function, *e.g.* the inlier count, even if the tentative inliers stem from outlier structures – sets of neighboring data points that do not originate from the sought model manifold and significantly affect the quality function when considered inliers. In such cases, the returned model might have a reasonably large number of inliers while being inconsistent with the underlying scene geometry. See Fig. 1 for examples.

In this section, we propose a new approach for detecting failures. Towards that end, we differentiate between *independent* and *dependent* inliers. This split is conceptual, helping exposition – in the a contrario calculation of the probability, we pick one point in a group of structured points and count it as an inlier arising by chance, it is an independent random inlier. The other inliers in the structure are ignored, since their inlier status is not a random event, but rather a consequence of their spatial dependence and the fact that the independent inlier is consistent. A *non-random* model must have a sufficient number of *independent* inliers.

We define data point  $\mathbf{p}$  a *dependent* inlier if its point-to-model residual is smaller than the inlier-outlier threshold and one of the following conditions hold.

1. Point  $\mathbf{p}$  is in the minimal sample used for estimating the model parameters. In such cases, the point will

<sup>2</sup>For geometric problems, the Poisson distribution is a tight approximation of the binomial. Moreover, only the mean  $\lambda$  of independent random inlier counts needs to be estimated, instead of  $T$  (number of trials) and  $\delta$  (success probability) for the binomial.

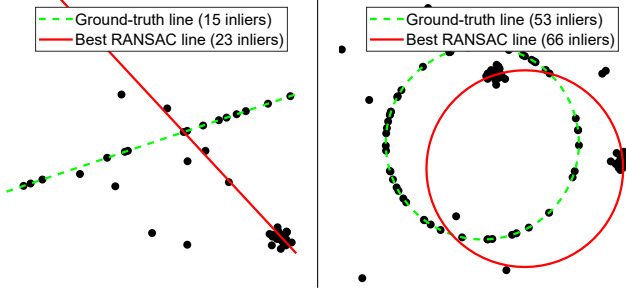


Figure 1: Examples of random models found by RANSAC with a large number of dependent inliers.

have zero residual by definition.

2. Point  $\mathbf{p}$  is close to an independent inlier  $\mathbf{q}$ ,  $\|\mathbf{p} - \mathbf{q}\| \rightarrow 0$ . In such cases, points  $\mathbf{p}$  and  $\mathbf{q}$  form a spatial structure that affects the model quality significantly. Thus, only point  $\mathbf{q}$  is considered independent random. Other points from the structure, *e.g.*  $\mathbf{p}$ , are dependent inliers.

These conditions are valid for general data points and model to be estimated. In case of estimating epipolar geometry from point correspondences, we define the following additional conditions as well.

3. A correspondence  $(\mathbf{p}, \mathbf{p}')$  where  $\mathbf{p}$  or  $\mathbf{p}'$  is close to the epipole in the corresponding image is considered dependent since  $(\mathbf{p}, \mathbf{p}')$  always satisfies epipolar constraint  $\mathbf{p}'^\top \mathbf{F} \mathbf{p} = 0$ . This stems from the fact that  $\mathbf{F} \mathbf{p} \preceq \mathbf{F} \mathbf{e} = \mathbf{0}$  if  $\|\mathbf{p} - \mathbf{e}\| \rightarrow 0$ , where  $\mathbf{e}$  is the epipole in the first image. The same holds in the second one.
4. Correspondence  $(\mathbf{p}, \mathbf{p}')$  is a dependent inlier if it does not pass the chirality check [11].
5. Let  $(\mathbf{l}, \mathbf{l}')$  be the corresponding epipolar lines of an independent inlier correspondence. All correspondences that are closer to lines  $(\mathbf{l}, \mathbf{l}')$  than the inlier-outlier threshold are considered dependent.

Data points that have a point-to-model residual smaller than the inlier-outlier threshold and do not satisfy any of the previous conditions are considered independent inliers.

To decide if a model estimated by RANSAC is random and inconsistent with the underlying scene geometry and, thus, should be considered failure, we use the univariate theory [31]. Suppose that we are given  $N$  models estimated inside RANSAC during its run and the corresponding numbers of random independent inliers  $I_1, I_2, \dots, I_N \in \mathbb{N}$ . The number of  $I$  points being consistent with a random model follows the binomial distribution. The sequence of inliers is an *i.i.d.* random variable with cumulative binomial distribution  $C_B(T, \delta)$ , where  $T$  is the number of points and  $\delta$  is the probability that a point is an independent inlier to a bad (random) model. The distribution of  $I_{\max} = \max\{I_1, I_2, \dots, I_N\}$  over  $N$  models is  $C_B(T, \delta)^N$ .

In order to recognize a good (non-random model) with confidence  $p \rightarrow 1$ , the following condition must hold.

$$C_B(I_{\max}; T, \delta)^N \geq 1 - p. \quad (1)$$

In our experiments, we found that probability  $\delta$  is fairly low. Therefore, even a few independent inliers are enough to decide whether a model is random or not. In this case, the binomial distribution can be approximated by Poisson distribution which is faster to compute. The only parameter of the Poisson distribution is  $\lambda = T \delta$  that represents the mean number of independent inliers.

Finding independent inliers is relatively expensive and, therefore, it is computationally prohibitive if done for every model generated inside RANSAC.

Hence, we estimate parameter  $\lambda$  from the first  $n \ll N$  generated models. Parameter  $\lambda$  is the mean number of independent inliers consistent with a bad model. In RANSAC, all models are considered bad that have fewer inliers than the so-far-the-best one. Therefore, the inlier number of the so-far-the-best model has to be subtracted from the sum of all inlier numbers. An approximation for  $\lambda$  is as follows:

$$\lambda \approx \hat{\lambda} = \frac{1}{n-1} \left( \left( \sum_{t=1}^n I_t \right) - \max\{I_1, \dots, I_n\} \right). \quad (2)$$

The estimation of  $\hat{\lambda}$  is corrupted if several models have similar inlier sets as the so-far-the-best one due to being its noisy observations. To remove such models, we calculate the overlap of the inlier sets of each model and the so-far-the-best one using the Jaccard similarity [19]. Models with significantly overlapping inlier sets are rejected. Note that the Jaccard similarity can be approximated in constant time by the min hash algorithm [8] that suits for recognizing such significantly overlapping sets.

Finally, to decide if the model returned by RANSAC is non-random and, thus, should be accepted, the cumulative distribution of  $(\max\{I_1, \dots, I_N\}; \hat{\lambda})^N$  is calculated, and the model is considered a good one if (1) holds.

### 3. DEGENSAC<sup>+</sup>

Chum *et al.* [12] proposed the DEGENSAC algorithm that handles estimation, in an uncalibrated setup, of epipolar geometry in scenes with a dominant plane. Such scenes often appear in real-world scenarios, especially, in a man-made environment containing, *e.g.*, building facades. In brief, after a minimal sample is selected to estimate the model parameters, DEGENSAC first checks whether correspondences in the sample are co-planar. If at least five of them are, the corresponding  $\mathbf{H}$  is estimated and, used in  $\mathbf{F}$  calculation by the plane-and-parallax algorithm [17].

When experimenting with DEGENSAC, we found the following issues that we address in this section. First, we

observed that having five or six correspondences consistent with a homography does not necessarily mean that the estimated fundamental matrix is degenerate. This stems from the fact that the inlier-outlier threshold, used for selecting co-planar correspondences via thresholding the re-projection error, is usually wide enough to consider slightly curved surfaces to be planar. Second, the plane-and-parallax algorithm applied for recovering  $\mathbf{F}$  from a homography and two additional correspondences may fail, *e.g.*, when the scene is entirely planar and when a large number of random inliers supports an incorrect  $\mathbf{F}$ .

To solve these issues, we propose the DEGENSAC<sup>+</sup> algorithm by incorporating the inlier randomness criteria in the procedure. Both of the above-mentioned problems are solved by checking if the estimated epipolar geometry has a reasonable number of independent out-of-plane inliers. This builds on the observation that if a fundamental matrix is degenerate due to a dominant planar structure, it only has out-of-plane inliers by chance – otherwise, it would not be degenerate. Thus, it is enough to check the number of independent inliers that are inconsistent with the homography.

**Calibrated DEGENSAC<sup>+</sup>.** The plane-and-parallax algorithm that is used in DEGENSAC to recover from a degenerate sample assumes that a reasonable number of out-of-plane correspondences exists and the camera motion is not rotation-only. In case one of these conditions does not hold, the algorithm fails while often requiring many RANSAC iterations to recognize this failure.

To solve this issue, we propose to use the intrinsic calibration matrices  $\mathbf{K}_1, \mathbf{K}_2 \in \mathbb{R}^{3 \times 3}$  normalizing the coordinates of the co-planar correspondences in the minimal sample before estimating homography  $\mathbf{H}$ . In such cases,  $\mathbf{H}$  can be decomposed to rotation  $\mathbf{R} \in \text{SO}(3)$  and translation  $\mathbf{t} \in \mathbb{R}^3$  [25] that can be then used to find the sought non-degenerate fundamental matrix. When decomposing  $\mathbf{H}$ , we are given two candidate rotations  $\mathbf{R}_a$  and  $\mathbf{R}_b$  and translations  $\pm \mathbf{t}_a, \pm \mathbf{t}_b$ . Since the relative pose can only be estimated up-to-scale,  $-\mathbf{t}_a$  and  $-\mathbf{t}_b$  can be rejected, and the candidate solutions are  $(\mathbf{R}_a, \mathbf{t}_a)$  and  $(\mathbf{R}_b, \mathbf{t}_b)$ . The solution is selected with the maximum inlier count. The final fundamental matrix is  $\mathbf{F} = \mathbf{K}_2^{-\top} [\hat{\mathbf{t}}]_{\times} \hat{\mathbf{R}} \mathbf{K}_1^{-1}$ , where  $\hat{\mathbf{R}} \in \{\mathbf{R}_a, \mathbf{R}_b\}$  and  $\hat{\mathbf{t}} \in \{\mathbf{t}_a, \mathbf{t}_b\}$ . With this solution, the rotation-only cases are straightforwardly detected.

In many cases, the calibration is not known a priori but can be approximated. Setting the principal points to coincide with the image centers is a widely used approach. Estimating the focal length is, however, a more challenging problem. We found that testing a range of candidate focal lengths to find a reasonable approximation leads to a reliable  $\mathbf{F}$  estimate while still being faster than the original plane-and-parallax RANSAC applied inside DEGENSAC.

The proposed algorithm incorporating the non-randomness criteria proposed in the previous section and

---

#### Algorithm 1: DEGENSAC<sup>+</sup>

---

**Input:**  $\hat{\mathbf{F}}^*$  – *so-far-the-best* fundamental matrix;  $\mathcal{S}$  – minimal sample initializing  $\hat{\mathbf{F}}^*$ ,  $I_F$  – initial guess for independent non-planar support.

```

1 if  $\hat{\mathbf{H}}^*$  is not found yet then
2    $\hat{\mathbf{H}}^* := \text{estimateHomography}(\hat{\mathbf{F}}^*, \mathcal{S})$ 
3   if  $\hat{\mathbf{H}}^* = \emptyset$  then
4     return:  $\hat{\mathbf{F}}^*$  // no homography
5   if  $\mathbf{K}$  is given then
6     assert  $(\mathbf{K}^{-1} \hat{\mathbf{H}}^* \mathbf{K}$  is not conj. to rotation)
7      $\hat{\mathbf{F}} := \text{findF}(\hat{\mathbf{H}}^*, \mathbf{K})$ 
8   else
9      $\hat{\mathbf{F}}' := \text{findF}(\hat{\mathbf{H}}^*, \hat{\mathbf{K}})$  // use approx.  $\hat{\mathbf{K}}$ 
10 if  $\text{support}(\hat{\mathbf{F}}^*) \geq I_F$  then
11   return:  $\hat{\mathbf{F}}^*$  // not degenerate
12 if  $\mathbf{K}$  is given then
13   return:  $\hat{\mathbf{F}}$  // cannot be degenerate
14 if  $\text{support}(\hat{\mathbf{F}}') \geq I_F$  then
15   return:  $\hat{\mathbf{F}}'$ 
16 // re-estimate support  $I_F$ 
17  $\hat{\mathbf{F}}'', I_F := \text{plane\_and\_parallax}(\hat{\mathbf{H}}^*)$ 
18 if  $\text{support}(\hat{\mathbf{F}}') \geq I_F$  or  $\text{support}(\hat{\mathbf{F}}'') \geq I_F$  then
19   return:  $\hat{\mathbf{F}}'$  or  $\hat{\mathbf{F}}''$ 
20 return:  $\emptyset$  // reject  $\hat{\mathbf{F}}^*$ 
```

---

also the calibration matrix is shown in Alg. 1.

## 4. Adaptive SPRT

The Sequential Probability Ratio Test (SPRT) proposed by Matas *et al.* [26] aims at speeding up the robust estimation procedure by addressing the problem that, in RANSAC, a large number of models are verified, *e.g.* their support is calculated, even if they are unlikely to be better than the previous so-far-the-best. The time spent on these models is wasted. The SPRT test is based on Wald's theory of sequential decision making. It interrupts the model verification when the probability of that particular model being a *good* one falls below a user-defined threshold.

SPRT has four user-defined parameters, *i.e.*, the initial probability of a correspondence being consistent with a *good* ( $\epsilon_0$ ) and a *bad* model ( $\delta_0$ ); avg. number of estimated models ( $\bar{m}_S$ ); time to estimate the model parameters ( $t_M$ ). The actual parameters that lead to the fastest procedure are challenging to find manually and require the user to acquire knowledge about the problem at hand. Even the architecture of the computer impacts the minimal solver and point verification times that should be considered when setting



$t_M$ . To avoid the manual setting, we propose the Adaptive SPRT (A-SPRT) algorithm that finds the optimal SPRT parameters in a data- and architecture-dependent manner.

**The model estimation time** depends not only on the computer architecture but, also, on the actual solver and error metric being used. Parameter  $t_M$  is calculated for free by measuring the model estimation and point verification run-times in the first  $n$  RANSAC iterations.

**The average number** of models  $\bar{m}_S$  is found as the average number of *valid* models per sample in the first  $n$  iterations.

**Inlier probabilities**  $\epsilon_0$  and  $\delta_0$  are estimated from the average number  $\hat{\lambda}$  of independent inliers consistent with a bad model that is estimated from in the first  $n$  RANSAC iterations as  $\delta_0 = \hat{\lambda} / T$ , see Section 2. Parameter  $\delta_0$  is the probability of a point being an independent inlier and  $\hat{\lambda}$  is the mean of the corresponding binomial distribution  $\mathcal{B}(T, \delta_0)$ . From  $\delta_0$ , we approximate the maximum number of independent inliers  $I_\delta$  of a *bad* model as a high quantile (e.g., 0.99) of the normal distribution with the same mean and standard deviation as  $\mathcal{B}$ . The approximation is as follows:

$$I_\delta = \hat{\lambda} + 3.719 \sqrt{\hat{\lambda}(1 - \delta_0)} \quad (3)$$

The initial probability  $\epsilon_0$  of a correspondence being inlier of a *good* model is found as

$$\epsilon_0 = \max(I_\delta, \hat{I}^*) / T, \quad (4)$$

where  $\hat{I}^*$  is the inlier number of the *so-far-the-best* model.

**Failure case.** If probabilities  $\delta_0$  and  $\epsilon_0$  are similar, the original SPRT often rejects *good* models leading to increased run-time or, in extreme situations, total failure. To solve this issue, we propose to apply A-SPRT only if

$$\frac{1}{1 - \alpha} t_v^w E^w(T) < t_v T, \quad (5)$$

where  $t_v^w$  and  $t_v$  are the times for verifying a single correspondence, respectively, with and without SPRT and  $\alpha$  is the probability of a false rejection [26], and  $E^w(T)$  is the average number of points verified.

## 5. Model Accuracy

**Simple and Fast Local Optimization.** The key idea of the local optimization (LO) proposed in [10] is to address the fact that not all all-inlier samples lead to accurate models due to the noise in the data. We however observed that the LO step has a slightly different role in practice – finding a model that is good enough to trigger the termination criterion of RANSAC early. The final model accuracy depends mostly on the optimization procedure, e.g. least-squares fitting or numerical optimization, applied once, after the RANSAC main loop finished. Therefore, the LO can be made light-weight without compromising the final model accuracy.

---

### Algorithm 2: Local Optimization

---

**Input:**  $\mathcal{I}^*$  – inliers of *so-far-the-best* model,  
 $\tau^*$  – score of *so-far-the-best* model, MAX\_ITS –  
maximum iterations of LO,  $s$  – sample size.

```

1  $\theta_{LO}^* := \emptyset$ ;  $I_{\max} := |\mathcal{I}^*|$ 
2 for  $t := 0$ ;  $t < \text{MAX\_ITS}$ ;  $t++$  do
3    $\theta_{LO} := \text{estimate}(\text{subset}(\mathcal{I}^*, \min\{|\mathcal{I}^*|, s\}))$ 
4    $\tau_{LO}, \mathcal{I}_{LO} := \text{evaluate}(\theta_{LO})$ 
5   if  $\tau^* \prec \tau_{LO}$  & non-degenerate( $\theta_{LO}$ ) then
6      $\mathcal{I}^*, \tau^*, \theta_{LO}^* := \mathcal{I}_{LO}, \tau_{LO}, \theta_{LO}$ 
7   if  $I_{\max} < |\mathcal{I}_{LO}|$  then
8      $I_{\max} := |\mathcal{I}_{LO}|$ 
9 return:  $\theta_{LO}^*, \tau^*, \text{MaximumIterations}(I_{\max})$ 
```

---

In our formulation, the primary objective is to find a light-weight LO procedure that runs swiftly and is applied only when it likely leads to termination. To do so, we introduce the following conditions that control when the LO is applied. They are as follows:

1. *Non-random model.* The so-far-the-best model has the required number of independent inliers defined by (3).
2. *Low Jaccard similarity.* The local optimization is applied only if the inlier sets of the new best and previous best models has a lower than 0.95 Jaccard index, i.e., the intersection over union. This condition is motivated by the tendency that if a model is just slightly different from the previous so-far-the-best, the LO step likely does not refine it significantly, but the final optimization does the main improvement.

The proposed LO procedure is shown in Alg. 2. It is important to note that in this procedure, larger-than-minimal samples are selected that is typically avoided in RANSAC due to increasing the problem complexity and, thus, the number of iterations required to provide probabilistic guarantees of finding the sought model parameters. In Alg. 2, the sample is selected from a set of points that likely are inliers. Therefore, the increased sample size does not affect the accuracy and processing time negatively.

We found experimentally the parameters that suit for two-view geometric problems, minimizing the total run-time while maintaining the accuracy. For **F** estimation the optimal sample size is 42 and the number of iterations is 12. For **H**, the optimal size is 40 and number of iterations is 5.

**Final Optimization.** Since the proposed local optimization does not intend to make the *so-far-the-best* model as accurate as possible, the final model polishing step should return the best possible model. In textbook RANSAC [15], the final model parameters are obtained by running a single least-squares fitting on the set of inliers returned by RANSAC.

In our experiments, we test two types of final optimiza-

tions. The first is an iterative LSQ fitting that re-selects the inliers. This improves the model parameters extremely efficiently. The second one is the iteratively re-weighted LSQ approach proposed in [4] that does not require a single inlier-outlier threshold, only its loose upper bound. This is, in practice, slightly slower than traditional iterative LSQ. Due to applying it only once, the deterioration in the run-time is at most 0.2-1.0 milliseconds in our experiments.

**Minimal Model Estimation** often requires finding the null-space of a linear system, typically, by SVD. The traditionally used solvers for **H**/**F**/**E** (homography, fundamental, essential) matrix estimation use null space parameterization either to directly solve the problem (**H** from 4 point correspondences) or to find the coefficients of some polynomials that are then solved (**F** from 7 matches; **E** from 5 matches) [17]. It is however slow when having large matrices. Given that it is applied in every RANSAC iteration, it affects the total run-time severely. Instead of SVD, we suggest to use Gaussian Elimination (GE) as in [6]. While GE is less stable numerically in theory, it has many advantages, *e.g.*, an order-of-magnitude speed-up, easy-to-implement, and lower memory complexity than SVD. The marginally decreased stability of the minimal solver does not affect the final accuracy.

## 6. Point Correction and Ranking

RANSAC outputs the model with the highest support and the corresponding set of inliers. Some applications, *e.g.*, 3D reconstruction or bundle adjustment, rely heavily on the obtained set of inliers, and it is thus important to rank them according to the quality. A simple way is to sort the inliers by their residuals in an increasing order.

Correcting the inliers by making them consistent with the estimated model is an extremely important problem, *e.g.*, for improving data points provided as the ground truth. For instance, such points are obtained by careful manual selection in a number of real-world datasets, *e.g.* KUSVOD2 and ADELAIDERMF [37], that leads to correct, however, inevitably noisy points. Even if we assume that the annotator did a perfect work and all found points are supposedly noise-free, the discrete nature of photography (*i.e.*, the scene is projected to a grid of pixels) prevents having perfect points with no noise. Also, correcting points is very useful for the user who does not want to run bundle adjustment. We therefore propose to minimize the noise by correcting a point so it has a zero error distance (*e.g.*, reprojection distance for **H** or geometric error for **F**) to the final model.

**Homography.** A way to correct correspondences is by introducing “half” homography  $A$ , where  $H = A A$  [13]. The middle point averaging out the points in this reference frame is calculated as follows:  $\mathbf{m} = (\phi(A\mathbf{x}) + \phi(A^{-1}\mathbf{x}'))/2$ , where  $\phi : \mathbb{R}^3 \rightarrow \mathbb{R}^2$  is a mapping, normalizing a point by its homogeneous coordinate. The points projected to the

Problem		# of RANSAC iterations			
		$\sim 10^2$	$\sim 10^3$	$\sim 10^4$	$\sim 10^5$
<b>H</b>	w	<b>100%</b>	<b>100%</b>	<b>100%</b>	<b>100%</b>
	w/o	89%	73%	64%	61%
<b>F</b>	w	<b>100%</b>	<b>100%</b>	<b>100%</b>	<b>99%</b>
	w/o	67%	59%	56%	55%

Table 1: Percentage of detected failures by the proposed criterion (1) with (w) and without (w/o) removing dependent inliers on homography **H** and fundamental matrix **F** estimation problems when trying to match image pairs without a common field-of-view, *i.e.*, they do not match.

Dataset	Method	Error (px)	$t_{\text{total}}$ (ms)	$t_{\text{DEG}}$ (ms)
PhotoTourism	DEG	0.29	62.9	13.2
	DEG <sup>+</sup>	<b>0.20</b>	<b>31.1</b>	<b>1.5</b>
Kusvod2	DEG	0.96	7.0	<b>1.4</b>
	DEG <sup>+</sup>	<b>0.94</b>	<b>4.2</b>	1.7

Table 2: Avg. geometric error (px), RANSAC run-time ( $t_{\text{total}}$ ; ms), and time for recovering from degenerate solutions ( $t_{\text{DEG}}$ ; ms) of DEGENSAC<sup>+</sup> and DEGENSAC [12] on image pairs from datasets KUSVOD2 (7 pairs) and PhotoTourism [20, 32] (100) where 1/3 of the correspondences are consistent with a homography, *i.e.*, dominant plane.

manifold are  $\tilde{\mathbf{x}} = \phi(A^{-1}\mathbf{m})$  and  $\tilde{\mathbf{x}}' = \phi(A\mathbf{m})$ . Correspondence  $(\tilde{\mathbf{x}}, \tilde{\mathbf{x}}')$  has zero re-projection error.

**Epipolar geometry.** The corrected points must lie *perfectly* on the epipolar lines. A fast procedure was presented by Lindstrom in [22]. Moreover, if the intrinsic camera matrices are known, [22] enables to efficiently obtain the triangulated 3D points as well. Since [22] corrects the correspondences even they are incorrect matches, we use the oriented epipolar constraint [11] to remove some of the incorrect ones. Results are put in the appendix.

## 7. Experiments

To test VSAC and each of the new techniques proposed in this paper, we have downloaded the EVD (11 pairs; avg. inlier ratio:  $0.24 \pm 0.16$ ) [27] and HPATCHES (142; ratio:  $0.48 \pm 0.23$ ) [1] datasets for **H**, and the KUSVOD2 (7; ratio:  $0.54 \pm 0.17$ ) [20] and PHOTOTOURISM (500 pairs are chosen randomly; ratio:  $0.38 \pm 0.13$ ) [32] for **F** estimation.

DEGENSAC<sup>+</sup> is compared to DEGENSAC on images from the KUSVOD2 and PHOTOTOURISM datasets where at least 1/3 of the correspondences are consistent with a homography, *i.e.*, dominant plane. For PHOTOTOURISM, we used the ground truth camera calibration. For KUSVOD2, the intrinsic parameters are approximated as proposed in Section 3. The avg. error (px), overall RANSAC time, and

Dataset	Sample #	Sftb #	LO #
HPatches	71.7	3.37	1.01
EVD	589.6	5.04	1.32
PhotoTourism	17.8	2.42	1.01
Kusvod	349.8	2.47	1.00

Table 3: The avg. number of samples drawn, *so-far-the-best* (sftb) models encountered and LO runs on four datasets by VSAC. For the original LO-RANSAC, the numbers of sftb and LO runs are identical. VSAC runs notably fewer LO.

the run-times of the DEGENSAC versions (ms) are reported in Table 2. DEGENSAC<sup>+</sup> leads to the lowest errors while being faster than the original DEGENSAC algorithm.

**Local Optimization** criteria proposed in Section 5 are tested on the four downloaded datasets. Table 3 reports the average number of samples drawn, *so-far-the-best* models encountered and LO runs. While the original LO-RANSAC [10] applies LO always when a new *so-far-the-best* model is found, the proposed criteria leads to running LO significantly less often, *i.e.*, once per problem, causing a significant speed-up with no deterioration in the accuracy.

**Dependent inlier** removal helps in modelling the probability of a model being random as shown in Fig. 2. We estimated the parameters of the Poisson distribution (see Section 2) on two scenes from the PHOTOTOURISM and EVD datasets from all inliers (red circles) and, also, from only the independent ones (green triangles). We also show the histogram of the actual inlier numbers of models estimated inside RANSAC. The green histogram is closer to the values of the corresponding Poisson distribution than the red one. The sums of absolute differences of the histogram values and estimated distributions are 0.47 (all inliers) and 0.19 (independent inliers). Thus, removing dependent inliers helps in recognizing and rejecting random models.

**Failure detection** results are shown in Table 1. Images with no common scene were matched with SIFT [23] detector having, thus, only incorrect correspondences, and therefore, no good model exists. We calculated the percentage of cases when the proposed criterion (1) detects if the currently matched image pair has no common field-of-view, *i.e.*, they do not match, with and without removing the dependent inliers. Criterion (1) with removing the dependent inliers almost *always* detects if two images do not match.

**Adaptive SPRT** is compared to the original algorithm proposed in [26] and, also, to textbook RANSAC without preemptive verification on the HPATCHES and PHOTOTOURISM datasets. We chose a total of 480 image pairs that have inlier ratio lower than 0.2. This was done to test the techniques on cases where RANSAC is required to do a large number of iterations and, thus, the preemptive model verification is extremely important.

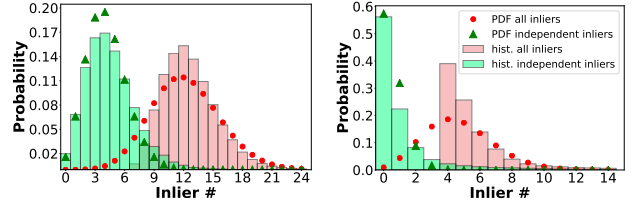


Figure 2: Histograms of the numbers of all (red bar) and independent (green bar) inliers of models estimated in RANSAC; and the expected inlier numbers from the Poisson distribution with its parameters calculated from all (red circle) and from the independent inliers (green triangle) on a scene from EVD (left) and PHOTOTOURISM (right) datasets.

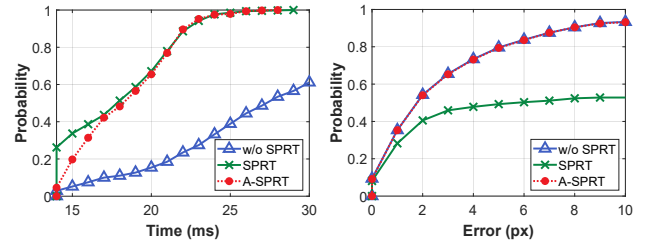


Figure 3: CDFs of the processing times (ms) and geometric errors (px) of the proposed A-SPRT, SPRT, and RANSAC.

The CDFs of the estimation errors (in pixels) and processing times (in milliseconds) are shown in Fig. 3. Being accurate is interpreted by a curve close to the top-left corner. It can be seen that, while the proposed A-SPRT leads to similar processing time as the original one (left plot), it is significantly more accurate (right).

**Geometric Accuracy and Speed.** The proposed VSAC incorporating A-SPRT, Calibrated DEGENSAC<sup>+</sup>, fast LO, PROSAC, and final covariance-based polishing (VSAC) or IRLS from [4] (VSAC<sub>MGSC</sub>) is compared with the following *state-of-the-art* robust estimators. (1) USACv20 – framework from [18] with SPRT, GC-RANSAC, DEGENSAC and P-NAPSAC. (2) OpenCV’s RANSAC implementation. (3) USAC framework from [30] with SPRT, LO-RANSAC, DEGENSAC and PROSAC. (4) GC-RANSAC from [3] with SPRT, PROSAC and DEGENSAC. (5) MAGSAC++ from [4] with P-NAPSAC and DEGENSAC. (6) ORSA – RANSAC with a contrario approach [14]. (7) Neural-Guided RANSAC [7] for epipolar geometry.

The inlier-outlier threshold is set to 2.5 pixels for **H** and 2.0 pixels for **F**; and the confidence to 99%. The maximum number of iterations of the main loop of RANSAC is 3000 for homography and 5000 for fundamental matrix estimation. Table 4 shows that the proposed VSAC is *always* the fastest methods with a large margin. Its maximum run-time ( $t_{\max}$ ) is 10 ms on a wide range of problems. The

		Method		Time (milliseconds)				Error (pixels)			
				$t_{\text{med}}$	$t_{\text{avg}}$	$t_{\text{max}}$	$w_{\%}^t$	$\varepsilon_{\text{med}}$	$\varepsilon_{\text{avg}}$	$\varepsilon_{\text{max}}$	$w_{\%}^{\varepsilon}$
Homography	HPatches (142 pairs)	VSAC	① 0.9	① 0.9	① 1.7	① 88	② 0.66	0.99	5.83	13	
		VSAC <sub>MGSC</sub>	② 1.9	② 1.9	② 3.3	0	① 0.65	① 0.82	① 3.78	9	
		USACv20	3.0	3.5	8.9	0	② 0.66	0.92	② 4.05	8	
		USAC	22.2	26.1	93.4	0	② 0.66	10.92	532.09	12	
		OpenCV	2.0	9.4	43.0	② 12	0.76	1.25	10.10	12	
		GC	109.7	123.5	331.0	0	0.71	1.10	11.43	② 16	
		MGSC++	195.3	175.8	346.6	0	② 0.66	② 0.87	7.04	① 17	
		ORSA	447.8	813.3	4671.3	0	0.82	237.34	21552.14	13	
		Cross-validation error on the ground truth points:						0.58	0.71	6.94	
	EVD (11 pairs)	VSAC	① 0.6	① 0.8	① 3.3	① 100	3.25	② 3.86	② 8.99	① 31	
		VSAC <sub>MGSC</sub>	② 0.9	② 1.0	② 3.5	0	② 2.96	① 3.72	① 7.63	14	
		USACv20	3.2	5.0	18.3	0	3.37	4.07	10.88	② 22	
		USAC	9.0	12.7	38.8	0	7.41	121.69	474.08	2	
		OpenCV	22.3	24.1	59.8	0	3.84	5.59	16.15	0	
		GC	34.8	38.2	84.9	0	3.60	4.68	30.99	9	
		MGSC++	38.7	38.3	63.8	0	① 2.92	3.98	9.36	18	
		ORSA	63.5	74.0	220.3	0	148.50	169.81	438.44	4	
		Cross-validation error on the ground truth points:						1.80	2.21	6.33	
Fundamental matrix	PhotoTour (500 pairs)	VSAC	① 1.6	① 1.7	① 3.8	① 98	0.16	0.18	0.80	7	
		VSAC <sub>MGSC</sub>	② 2.2	② 2.3	② 4.9	0	② 0.15	② 0.17	② 0.75	12	
		USACv20	15.5	25.9	75.0	0	0.17	0.22	3.44	8	
		USAC	5.3	5.8	17.9	② 2	0.46	0.64	8.41	2	
		OpenCV	154.9	121.4	190.2	0	0.39	0.73	25.25	1	
		GC	469.1	754.1	9214.3	0	0.16	0.24	8.21	12	
		MGSC++	202.7	236.8	679.7	0	0.19	0.23	3.25	7	
		ORSA	75.2	91.7	687.9	0	① 0.14	① 0.16	① 0.65	② 23	
		NG-RSC	98.1	101.5	186.9	0	0.17	0.18	1.60	① 28	
		Cross-validation error on the ground truth points:						0.06	0.06	0.16	
	Kusvod2 (15 pairs)	VSAC	② 1.3	② 2.4	② 10.0	② 34	0.55	② 0.77	① 3.47	14	
		VSAC <sub>MGSC</sub>	1.7	2.9	10.6	0	② 0.52	① 0.76	① 3.47	11	
		USACv20	2.1	4.9	38.8	5	0.60	1.01	② 5.42	7	
		USAC	① 1.2	① 1.9	① 9.4	① 53	1.85	2.80	13.49	2	
		OpenCV	5.3	29.4	115.1	8	1.50	6.26	63.05	0	
		GC	135.6	530.9	21420.7	0	② 0.52	3.79	45.21	① 17	
		MGSC++	161.8	179.1	605.2	0	0.60	1.21	5.98	① 17	
		ORSA	26.8	56.8	481.5	0	0.54	10.06	148.87	② 15	
		NG-RSC	60.8	72.3	223.3	0	① 0.48	2.33	50.04	① 17	
		Cross-validation error on the ground truth points:						0.91	1.12	2.34	

Table 4: Comparison of speed and accuracy of the RANSAC methods. Average  $t_{\text{avg}}$ , median  $t_{\text{med}}$ , and the maximum  $t_{\text{max}}$  running time over all runs, including 10 repetitions for EVD, HPatches and Kusvod2, on four datasets, measured on a standard CPU, with the exception of the NG-RSC methods, that requires a GPU. Top and the second best results are marked and highlighted. Similarly, we report average  $\varepsilon_{\text{avg}}$ , median  $\varepsilon_{\text{med}}$  and the maximum  $\varepsilon_{\text{max}}$  error of ground truth points. To account for the randomization, the percentage of top results is given in the  $w_{\%}^t$ ,  $w_{\%}^{\varepsilon}$  columns. The errors of the top methods are very close to the accuracy of ground truth points, estimated using leave-one-out. For Kusvod2, the best methods are significantly more precise than the ground truth, making the small differences meaningless.

VSAC<sub>MGSC</sub> with the IRLS from [4] as a final model optimization is slightly more accurate than VSAC while being marginally slower. Both VSAC and VSAC<sub>MGSC</sub> have com-

parable accuracy to the *state-of-the-art* methods with many times being the most accurate methods.

All competitors methods were taken from the sources



provided by their authors. The methods are implemented in C++ with the exception of NG-RANSAC. The weight prediction part of NG-RANSAC runs in Python and CUDA (on GPU). After the weight prediction, the rest of the code is in C++. All methods were run on the same computer (Linux x86 64, Intel(R) Xeon(R) CPU E5-2630 v2 @ 2.60GHz) except NG-RANSAC. Due to its GPU requirement, we ran it on a Linux x86 64, Intel(R) Xeon(R) CPU E5-2620 v3 @ 2.40GHz with GPU unit: GeForce GTX TITAN X. All methods (except NG-RANSAC) were compiled into a single C++ executable, with all optimization switches on.

## 8. Conclusions

This paper presented VSAC, a novel robust geometry estimator. We introduced the concept of independent inliers that helps detecting incorrect models, and it is also at the core of the new DEGENSAC<sup>+</sup> method that returns a non-degenerate fundamental matrix supported by a sufficient number of non-planar independent inliers. The LO process was reformulated and sped-up while the novel final optimization is responsible for high geometric accuracy. Technical enhancements as adaptive-SPRT with automatic parameter settings and Gaussian elimination for the minimal model solver provide further speed up. VSAC is as geometrically precise as the best state-of-the-art methods.

## References

- [1] Vassileios Balntas, Karel Lenc, Andrea Vedaldi, and Krystian Mikolajczyk. Hpatches: A benchmark and evaluation of handcrafted and learned local descriptors. In *Proceedings of the IEEE Conference on Computer Vision and Pattern Recognition (CVPR)*, July 2017. 2, 6
- [2] Daniel Barath, Maksym Ivashechkin, and Jiri Matas. Progressive NAPSAC: sampling from gradually growing neighborhoods. *arXiv preprint arXiv:1906.02295*, 2019. 1
- [3] Daniel Barath and Jiří Matas. Graph-Cut RANSAC. In *Proceedings of the IEEE Conference on Computer Vision and Pattern Recognition*, pages 6733–6741, 2018. <https://github.com/danini/graph-cut-ransac>. 1, 7
- [4] Daniel Barath, Jana Noskova, Maksym Ivashechkin, and Jiri Matas. Magsac++, a fast, reliable and accurate robust estimator. In *Proceedings of the IEEE/CVF Conference on Computer Vision and Pattern Recognition (CVPR)*, June 2020. <https://github.com/danini/magsac>. 1, 6, 7, 8
- [5] Daniel Barath, Jana Noskova, and Jiří Matas. MAGSAC: marginalizing sample consensus. In *Proceedings of the IEEE Conference on Computer Vision and Pattern Recognition*, 2019. <https://github.com/danini/magsac>. 1
- [6] Hamid Bazargani, Oleksa Bilaniuk, and Robert Laganière. A fast and robust homography scheme for real-time planar target detection. *J. Real-Time Image Process.*, 15(4):739–758, Dec. 2018. 6
- [7] Eric Brachmann and Carsten Rother. Neural-Guided RANSAC: Learning where to sample model hypotheses. In *International Conference on Computer Vision*, 2019. <https://github.com/vislearn/ngransac>. 7
- [8] Andrei Z. Broder. On the resemblance and containment of documents. In *In Compression and Complexity of Sequences (SEQUENCES'97)*, pages 21–29. IEEE Computer Society, 1997. 3
- [9] O. Chum and J. Matas. Matching with PROSAC-progressive sample consensus. In *Computer Vision and Pattern Recognition*. IEEE, 2005. 1
- [10] O. Chum, J. Matas, and J. Kittler. Locally optimized RANSAC. In *Joint Pattern Recognition Symposium*. Springer, 2003. 1, 2, 5, 7
- [11] O. Chum, T. Werner, and J. Matas. Epipolar geometry estimation via RANSAC benefits from the oriented epipolar constraint. In *International Conference on Pattern Recognition*, 2004. 3, 6
- [12] Ondrej Chum, Tomas Werner, and Jiri Matas. Two-view geometry estimation unaffected by a dominant plane. In *2005 IEEE Computer Society Conference on Computer Vision and Pattern Recognition (CVPR'05)*, volume 1, pages 772–779. IEEE, 2005. 1, 3, 6
- [13] Edwin Deadman, Nicholas J. Higham, and Rui Ralha. Blocked schur algorithms for computing the matrix square root. In Pekka Manninen and Per Öster, editors, *Applied Parallel and Scientific Computing*, pages 171–182, Berlin, Heidelberg, 2013. Springer Berlin Heidelberg. 6
- [14] Ferran Espuny, Pascal Monasse, and Lionel Moisan. A new a contrario approach for the robust determination of the fundamental matrix. In *Image and Video Technology – PSIVT 2013 Workshops*, pages 181–192, 2014. [https://github.com/pmoulon/IPOL\\_AC\\_RANSAC](https://github.com/pmoulon/IPOL_AC_RANSAC). 1, 7
- [15] M. A. Fischler and R. C. Bolles. Random sample consensus: a paradigm for model fitting with applications to image analysis and automated cartography. *Communications of the ACM*, 1981. 1, 5
- [16] D. Ghosh and N. Kaabouch. A survey on image mosaicking techniques. *Journal of Visual Communication and Image Representation*, 2016. 1
- [17] Richard Hartley and Andrew Zisserman. *Multiple View Geometry in Computer Vision*. Cambridge University Press, USA, 2 edition, 2003. 3, 6
- [18] M. Ivashechkin, D. Barath, and J. Matas. USACv20: robust essential, fundamental and homography matrix estimation. In *Computer Vision Winter Workshop*, 2020. 7
- [19] Paul Jaccard. The distribution of the flora of the alpine zone. volume 11, pages 37–50, 1912. 3
- [20] K. Lebeda, J. Matas, and O. Chum. Fixing the locally optimized RANSAC. In *British Machine Vision Conference*. Citeseer, 2012. <http://cmp.felk.cvut.cz/wbs/>. 2, 6
- [21] Peter Lindstrom. Triangulation made easy. pages 1554–1561, 06 2010. 2
- [22] Peter Lindstrom. Triangulation made easy. *IEEE Computer Society Conference on Computer Vision and Pattern Recognition*, pages 1554–1561, 06 2010. 6
- [23] David G. Lowe. Distinctive image features from scale-invariant keypoints. *International Journal of Computer Vision*, 60:91–110, 2004. 7

- [24] Jiayi Ma, Xingyu Jiang, Aoxiang Fan, Junjun Jiang, and Junchi Yan. Image matching from handcrafted to deep features: A survey. *International Journal of Computer Vision*, 129(1):23–79, 2021. 1
- [25] Ezio Malis and Manuel Vargas. Deeper understanding of the homography decomposition for vision-based control. 01 2007. 4
- [26] Jiri Matas and Ondrej Chum. Randomized RANSAC with sequential probability ratio test. In *Tenth IEEE International Conference on Computer Vision (ICCV'05) Volume 1*, volume 2, pages 1727–1732. IEEE, 2005. 1, 2, 4, 5, 7
- [27] D. Mishkin, J. Matas, and M. Perdoch. MODS: Fast and robust method for two-view matching. *Computer Vision and Image Understanding*, 2015. 2, 6
- [28] D. R. Myatt, P. H. S. Torr, S. J. Nasuto, J. M. Bishop, and R. Craddock. NAPSAC: high noise, high dimensional robust estimation. In *In BMVC02*, pages 458–467, 2002. 1
- [29] David Nistér. Preemptive ransac for live structure and motion estimation. In *ICCV*, pages 199–206. IEEE Computer Society, 2003. 1
- [30] R. Raguram, O. Chum, M. Pollefeys, J. Matas, and J-M. Frahm. USAC: a universal framework for random sample consensus. *Transactions on Pattern Analysis and Machine Intelligence*, 2013. <http://wwwx.cs.unc.edu/~rraguram/usac/USAC-1.0.zip>. 1, 7
- [31] Debra (Dallie) Sandilands. *Univariate Analysis*, pages 6815–6817. Springer Netherlands, 2014. 3
- [32] Noah Snavely, Steven M. Seitz, and Richard Szeliski. Photo tourism: Exploring photo collections in 3d. In *ACM SIGGRAPH 2006 Papers*, SIGGRAPH '06, page 835–846, New York, NY, USA, 2006. Association for Computing Machinery. 2, 6
- [33] Charles V. Stewart. Minpran: A new robust estimator for computer vision. *IEEE Transactions on Pattern Analysis and Machine Intelligence*, 17(10):925–938, 1995. 1
- [34] P. H. S. Torr and D. W. Murray. Outlier detection and motion segmentation. In *Optical Tools for Manufacturing and Advanced Automation*. International Society for Optics and Photonics, 1993. 1
- [35] P. H. S. Torr and A. Zisserman. MLESAC: A new robust estimator with application to estimating image geometry. *Computer Vision and Image Understanding*, 2000. 1
- [36] P. H. S. Torr, A. Zisserman, and S. J. Maybank. Robust detection of degenerate configurations while estimating the fundamental matrix. *Computer Vision and Image Understanding*, 1998. 1
- [37] Hoi Sim Wong, Tat-Jun Chin, Jin Yu, and David Suter. Dynamic and hierarchical multi-structure geometric model fitting. In *Int. Conf. Comput. Vis.*, 2011. 6

## Appendix

### Point Correction

We demonstrate how correcting the ground truth point correspondences, as proposed in Section 6, affects the results of the tested methods. To do so, we corrected the ground truth correspondences provided in datasets EVD and HPatches (homography estimation), and in Kusvod2 and PhotoTour (fundamental matrix estimation). The results of the methods for homography and fundamental matrix estimation are shown in Table 5.

In all cases, using the ground truth corrected by being projected to the model manifold, reduces the median and average errors of the tested method, allowing more accurate comparison. For  $\varepsilon_{\max}$ , the error is dominated by inaccuracies of the estimated model and the relatively small change between provided and corrected GT points randomly changes the error in either direction, either + or -, by a small amount.

As expected, the corrected correspondences have zero cross-validation (X-val) error – all the corrected points are consistent with an  $\mathbf{H}$  or  $\mathbf{F}$  model, and this model is recovered in this pseudo-noise free setting, regardless of the point left out. For  $\mathbf{H}$  estimation, the errors  $\varepsilon_{\text{avg}}, \varepsilon_{\text{med}}$  dropped by about 0.1-0.2 pixels, which is a reasonable value for the positional noise of GT points. For PhotoTour, the GT points were selected from image correspondences perfectly fitting a model estimated from hundreds of points; their correction is minimal. For Kusvod2, the error is reduced by 0.01-0.07 pixels. Note that this is a 1D geometric error w.r.t.  $\mathbf{F}$ , not euclidean in 2D as in homography estimation. These results confirm that the cross-validation error, X-val (provided) is a loose upper bound on the real error.

The ordering of the methods used for homography estimation became clearer than one the provided ground truth points – VSAC with MAGSAC++ (VSAC<sub>MGSC</sub>) is always the most accurate and MAGSAC++ is then second most accurate method. For fundamental matrix estimation, ORSA provides the most accurate results on the PhotoTour dataset, but the difference is negligible, only 0.01-0.02 of a pixel w.r.t. VSAC<sub>MGSC</sub> which is the second most accurate algorithm. On Kusvod2, VSAC<sub>MGSC</sub> has the lowest errors.

### Gauss Elimination for Fundamental Matrix

The estimation of the fundamental matrix from seven point correspondences, consists of two main steps. First, constraint  $p_2^T \mathbf{F} p_1 = 0$  that each correspondence imply is used to build a linear system  $Af = 0$ , where  $p_i$  is the point in the  $i$ th image,  $\mathbf{F}$  is the fundamental matrix,  $A$  is the coefficient matrix of the system and  $f$  contains the elements of  $\mathbf{F}$  in vector form [?]. Coefficient matrix  $A$  is of size  $7 \times 9$ . Gaussian Elimination is then used to make  $A$  an

upper triangular matrix as follows:

$$\begin{pmatrix} a_{11} & a_{12} & a_{13} & a_{14} & a_{15} & a_{16} & a_{17} & a_{18} & a_{19} \\ 0 & a_{22} & a_{23} & a_{24} & a_{25} & a_{26} & a_{27} & a_{28} & a_{29} \\ 0 & 0 & a_{33} & a_{34} & a_{35} & a_{36} & a_{37} & a_{38} & a_{39} \\ 0 & 0 & 0 & a_{44} & a_{45} & a_{46} & a_{47} & a_{48} & a_{49} \\ 0 & 0 & 0 & 0 & a_{55} & a_{56} & a_{57} & a_{58} & a_{59} \\ 0 & 0 & 0 & 0 & 0 & a_{66} & a_{67} & a_{68} & a_{69} \\ 0 & 0 & 0 & 0 & 0 & 0 & a_{77} & a_{78} & a_{79} \end{pmatrix}.$$

Since the fundamental matrix has 8 degrees-of-freedom the two null-vectors can have the last element fixed to one as  $f_9^{(1)} = f_9^{(2)} = 1$ .

Let us for the first null-vector fix the eighth element to zero  $f_8^{(1)} = 0$ , thus, seventh element becomes  $f_7^{(1)} = -a_{79}/a_{77}$ . Similarly, for the second null-vector the seventh element can be fixed to zero  $f_7^{(2)} = 0$  and, thus, the eighth one is  $f_8^{(2)} = -a_{79}/a_{78}$ .

All other values of null-vectors can be found by substituting the previously found elements:

$$f_i^{\{1,2\}} = \frac{-1}{a_{ii}} \sum_{j=i+1}^9 f_j^{\{1,2\}} a_{ij} \quad \forall i \in \{1, \dots, 6\} \quad (6)$$

The final fundamental matrix is  $f = \alpha f^{(1)} + (1 - \alpha) f^{(2)}$ .

### Detecting of pure rotation

Let  $(\mathbf{x}, \mathbf{x}')$  be a point correspondence,  $\mathbf{K}_1, \mathbf{K}_2$  are the intrinsic camera matrices,  $\mathbf{R}_1, \mathbf{R}_2$  are the camera rotations,  $X$  is the unknown 3D object point, and the scene has no translation. In this case, the following projection equation holds.

$$\mathbf{x} \sim \mathbf{K}_1 \mathbf{R}_1 X, \quad \mathbf{x}' \sim \mathbf{K}_2 \mathbf{R}_2 X, \quad (7)$$

where point  $\mathbf{x}'$  relates to  $\mathbf{x}$  as follows:

$$\mathbf{x}' \sim \mathbf{K}_2 \mathbf{R}_2 \mathbf{R}_1^T \mathbf{K}_1^{-1} \mathbf{x}, \quad (8)$$

where operator  $\sim$  means equality up-to-scale. Homography  $\mathbf{H} = \mathbf{K}_2 \mathbf{R}_2 \mathbf{R}_1^T \mathbf{K}_1^{-1}$  transforms image points as

$$\mathbf{x}' \sim \mathbf{H} \mathbf{x}, \quad (9)$$

In the normalized by  $\mathbf{K}_1$  and  $\mathbf{K}_2$  points coordinate a homography  $\tilde{\mathbf{H}}$  is conjugated to rotation:

$$\mathbf{H}' = \mathbf{K}_2^{-1} \mathbf{H} \mathbf{K}_1 = \mathbf{R}_2 \mathbf{R}_1^T = \mathbf{R}. \quad (10)$$

Once, a homography  $\hat{\mathbf{H}}$  with significant support is found, which transforms image correspondences, it is being converted into normalized homography  $\tilde{\mathbf{H}}'$  via calibration matrices. If  $\tilde{\mathbf{H}}'^T \tilde{\mathbf{H}}'$  is close (*e.g.*, Frobenius norm) to identity matrix  $\mathbf{I}$  then homography is conjugated to rotation matrix, because  $\mathbf{R}^T \mathbf{R} = \mathbf{I}$ . Therefore, no translation case is detected.

Homography							Fundamental matrix							
HPatches (142 pairs)	Method		GT	$\epsilon_{\text{med}}$	$\epsilon_{\text{avg}}$	$\epsilon_{\text{max}}$	PhotoTour (500 pairs)	Method		GT	$\epsilon_{\text{med}}$	$\epsilon_{\text{avg}}$	$\epsilon_{\text{max}}$	
	VSAC	Provided		0.66	0.99	5.83		VSAC	Provided		0.16	0.18	0.80	
		Corrected		0.45	0.82	6.04			Corrected		0.16	0.18	0.82	
	VSAC <sub>MGSC</sub>	Provided		0.65	0.82	3.78		VSAC <sub>MGSC</sub>	Provided		0.15	0.17	0.75	
		Corrected		0.41	0.62	3.56			Corrected		0.15	0.17	0.73	
	USACv20	Provided		0.66	0.92	4.05		USACv20	Provided		0.17	0.22	3.44	
		Corrected		0.47	0.73	4.16			Corrected		0.17	0.21	3.43	
	USAC	Provided		0.67	5.11	370.28		USAC	Provided		0.42	0.63	8.01	
		Corrected		0.56	5.00	384.48			Corrected		0.42	0.63	8.03	
	OpenCV	Provided		0.76	1.25	10.10		OpenCV	Provided		0.39	0.73	25.25	
		Corrected		0.62	1.09	9.94			Corrected		0.39	0.73	25.24	
	GC	Provided		0.74	1.12	11.42		GC	Provided		0.16	0.25	13.31	
		Corrected		0.52	0.89	11.28			Corrected		0.16	0.25	13.31	
	MGSC++	Provided		0.66	0.86	4.91		MGSC++	Provided		0.20	0.23	1.49	
		Corrected		0.42	0.64	4.81			Corrected		0.20	0.23	1.48	
	ORSA	Provided		0.75	55.74	1105.82		ORSA	Provided		0.14	0.15	0.64	
		Corrected		0.76	54.42	1104.78			Corrected		0.14	0.15	0.63	
								NG-RSC	Provided		0.17	0.18	1.60	
									Corrected		0.17	0.18	1.60	
	X-val	Provided		0.58	0.71	6.94		X-val	Provided		0.06	0.06	0.16	
		Corrected		0.00	0.00	0.00			Corrected		0.00	0.00	0.00	
EVD (10 pairs)	VSAC	Provided		3.23	3.62	8.99	VSAC	Provided		0.55	0.77	3.47		
		Corrected		3.07	3.51	9.92		Corrected		0.51	0.74	3.47		
	VSAC <sub>MGSC</sub>	Provided		2.80	3.37	7.05	VSAC <sub>MGSC</sub>	Provided		0.52	0.76	3.47		
		Corrected		2.51	3.27	9.25		Corrected		0.45	0.73	3.47		
	USACv20	Provided		3.26	3.78	10.88	USACv20	Provided		0.60	1.01	5.42		
		Corrected		3.00	3.53	11.76		Corrected		0.56	0.98	5.41		
	USAC	Provided		6.56	117.73	474.08	USAC	Provided		2.09	2.85	15.07		
		Corrected		6.31	130.14	485.75		Corrected		2.08	2.84	15.09		
	OpenCV	Provided		3.68	4.53	8.80	OpenCV	Provided		1.51	6.26	63.05		
		Corrected		3.55	4.22	9.16		Corrected		1.55	6.26	63.06		
	GC	Provided		3.72	4.17	13.28	GC	Provided		0.55	3.94	48.48		
		Corrected		3.49	4.18	16.84		Corrected		0.54	3.92	48.48		
	MGSC++	Provided		2.85	3.51	7.99	MGSC++	Provided		0.58	1.18	5.69		
Corrected			2.56	3.41	10.66	Corrected			0.58	1.16	5.69			
ORSA	Provided		143.69	170.65	438.44	ORSA	Provided		0.51	14.29	307.42			
	Corrected		190.48	181.46	482.97		Corrected		0.49	14.26	307.42			
							NG-RSC	Provided		0.48	2.31	50.04		
								Corrected		0.46	2.28	50.04		
X-val	Provided		1.79	1.80	2.29	X-val	Provided		0.91	1.12	2.34			
	Corrected		0.00	0.00	0.00		Corrected		0.00	0.00	0.00			

Table 5: The median ( $\epsilon_{\text{med}}$ ), average ( $\epsilon_{\text{avg}}$ ) and maximum ( $\epsilon_{\text{max}}$ ) errors in pixels on the used datasets when using the provided ground truth correspondences and the corrected ones projected to the model manifold as reference inliers. The lowest and second lowest errors are highlighted in red and blue, respectively.