

# Self-supervised Video Representation Learning with Cross-Stream Prototypical Contrasting

Martine Toering<sup>1\*</sup> Ioannis Gatopoulos<sup>2</sup> Maarten Stol<sup>2</sup> Vincent Tao Hu<sup>1</sup>  
<sup>1</sup>University of Amsterdam <sup>2</sup>BrainCreators B.V.

## Abstract

Instance-level contrastive learning techniques, which rely on data augmentation and a contrastive loss function, have found great success in the domain of visual representation learning. They are not suitable for exploiting the rich dynamical structure of video however, as operations are done on many augmented instances. In this paper we propose “Video Cross-Stream Prototypical Contrasting”, a novel method which predicts consistent prototype assignments from both RGB and optical flow views, operating on sets of samples. Specifically, we alternate the optimization process; while optimizing one of the streams, all views are mapped to one set of stream prototype vectors. Each of the assignments is predicted with all views except the one matching the prediction, pushing representations closer to their assigned prototypes. As a result, more efficient video embeddings with ingrained motion information are learned, without the explicit need for optical flow computation during inference. We obtain state-of-the-art results on nearest-neighbour video retrieval and action recognition, outperforming previous best by +3.2% on UCF101 using the S3D backbone (90.5% Top-1 acc), and by +7.2% on UCF101 and +15.1% on HMDB51 using the R(2+1)D backbone.<sup>1</sup>

## 1. Introduction

The goal of this paper is self-supervised representation learning for video. Visual representation learning methods based on instance-level contrasting have significantly reduced the gap with supervised learning in image-based tasks [12, 28, 61] and video [52, 27]. These contrastive learning frameworks require an augmentation module that obtains multiple views of one instance, and a loss function that contrasts between augmented views of instances. The objective can be viewed as instance discrimination: producing higher similarity scores between augmentations of the

\*Work is done during an internship at BrainCreators, Amsterdam. Correspondence to: martine.toering@gmail.com.

<sup>1</sup>Code will be released at <https://github.com/martinetoeing/vicc>.

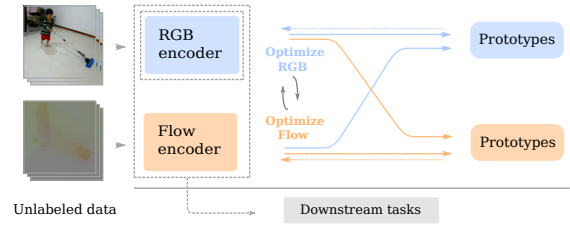


Figure 1. **RGB and optical flow** are used as two streams in the training of one stream by predicting consistent prototype assignments from features. By also alternating the training, we transfer knowledge cross-stream from motion (flow) to appearance (RGB) useful for downstream video tasks with optional optical flow.

same instances, rather than with those that belong to different ones (*negative examples*). As a result, the methods rely heavily on data augmentation in order to learn powerful representations. Furthermore, a vast amount of negative examples has to be obtained which often relies on either memory banks [28] or large batch sizes [12].

To adopt these techniques into the video domain efficiently, we make the following observations. First, we notice that though video also provides natural augmentation with viewpoint changes, illumination (jittering) and deformation, still spatiotemporal coherence and motion are not explicitly used. We are inspired by the two-streams hypothesis for vision processing in the brain [54, 22], suggesting two pathways: the ventral stream involved in object recognition and the dorsal stream locating objects and recognizing motion. Motion without appearance information can be a rich source of information for humans [32], however more recent works propose that it is likely that the streams interact [44]. Second, we believe instance-level contrastive learning is inefficient and neglects the use of semantic similarity between instances. Low similarity scores are produced for a large pool of negative pairs regardless of their semantic similarity, resulting in undesirable distances between samples in the embedding. To resolve this, several works have explored alternatives to random sampling for negative examples [6, 15], such as hard negative mining [33, 53]. We are instead interested in leaving instance-level comparisons

and include mappings to *prototypes* (defined as representatives of semantically similar groups of features), providing a possible benefit on video representations without any potential costs from distance searches in the data.

In this work, we present a novel self-supervised method called *Video Cross-Stream Prototypical Contrasting (ViCC)* where we consider RGB and optical flow as distinct views for video contrastive learning, to influence appearance and motion learning respectively. The two input streams and spatiotemporal augmentations are united into one framework. In each iteration of the optimization of one stream, views are assigned to a set of prototypes and assignments are subsequently predicted from the features, see Figure 1.

Our contributions can be summarized as below.

- We introduce a novel visual-only self-supervised learning framework for video that contrasts using sets of views from two streams (RGB and flow). We demonstrate the benefits of operating on stream prototypes over contrastive instance learning, avoiding unnecessary comparisons and hence computations, while improving accuracy.
- We propose a new training mechanism for video, in which RGB and flow streams are interconnected in two ways: prototypes are predicted from both streams and the optimization process is alternated. As motion information is transferred to the RGB model, we can discard the optical flow network in deployment scenarios depending on speed and efficiency requirements.
- We perform extensive ablation studies to provide an in-depth analysis of our method. Our result reaches state-of-the-art on UCF101 [56] and HMDB51 [35] on the two backbones S3D [70] and R(2+1)D [60].

## 2. Related work

**Contrastive instance learning.** Instance discrimination considers each sample as its own class in the data. As such a classifier becomes computationally infeasible fast, [69] use noise-contrastive estimation [24] and a memory bank to store representations as their pool of negative samples. Other solutions include the work from Chen *et al.* [13], which retrieves more negative samples by using large batch sizes. He *et al.* [28] propose a momentum encoder with a dynamic dictionary look-up. Another line of work contrasts between the global image and local patches [61, 29]. Our method instead uses complementary modalities as main views and intuitively learns its own positive and negative examples from both feature spaces through the prototypes. Contrasting is done between instances and prototypes, going beyond instance-level learning while avoiding the need for substantial batch sizes [12] or large memory banks [28].

**Clustering in latent space.** Combining clustering with representation learning to obtain pseudo-labels has been proposed in various self-supervised learning settings [72, 7, 2, 8, 40]. Asano *et al.* [3] propose a solution of degen-

erate solutions by casting clustering into an instance of the optimal transport problem. Caron *et al.* [8] use this clustering setup in a contrastive learning setting by enforcing consistency between different views, comparing cluster assignments instead of individual features. Furthermore, an online clustering and simultaneous feature learning mechanism was proposed in [76]. Our objective is most similar to [8] and [40], aligning cluster assignments for augmented instances in an online manner. However, we apply our method on video, use augmentation in the form of optical flow and alternate the training of models and prototypes to incorporate information in both streams.

**Self-supervised video and distillation.** In the video domain, self-supervised approaches exploring pretext tasks are often based on the temporal domain, such as the order of frames or clips [48, 19, 39, 71], learning the arrow of time [51, 68] or pace [73, 14, 65, 4]. Pretext tasks that were previously explored in the image domain have been proposed and extended for video [31, 34]. Other approaches include leveraging the consistency in frames by temporal correspondence [37, 38], tracking patches [66, 67], future frame prediction [23, 63] or future feature prediction [25, 26]. Multiple works explore optical flow for self-supervision [26, 27, 43]. Mahendran *et al.* [43] use optical flow as supervision for RGB. Tian *et al.* [59] first explore the use of RGB and optical flow as views for contrastive learning. Most similar to our work are [59] and [27], which both employ RGB and flow in a two-stream manner for contrastive learning. Han *et al.* [27] use an alternated training process and samples hard positive examples from the other stream. Different from this work, we do not employ instance-level contrastive learning. As we use prototype mappings of our features and subsequently predict feature assignments, our streams leverage a stronger interplay. We also incorporate informed negative examples from both streams through our prototypes and we do not use a momentum encoder [28]. As optical flow computation can be computationally expensive, several works avoid flow computation during inference while utilizing it during training, *e.g.* through knowledge distillation [57, 16, 77, 20] which is related to our work. Our proposed method instead keeps two streams and leverages an alternated optimization process to perform a form of distillation through contrastive learning, avoiding the need for optical flow while still enabling its optional use.

**Multi-modal approaches.** Video allows for a multi-modal approach by using information such as audio [1, 2] and text [45, 58] to learn from correspondence between modalities. Alwassel *et al.* [1] use a cross-modal audio-video iterative clustering and relabeling algorithm. Asano *et al.* [2] employ both RGB and audio in a simultaneous clustering and representation learning setting, following [3]. Our method strictly speaking does not leverage multiple modalities as we use an optical flow representation

extracted from the RGB representation, without introducing any external information. However, our work similarly leverages the interplay of complementary information and could therefore be used alternatively as a multi-modal approach, *e.g.* leveraging audio in addition to optical flow in order to improve representations further.

### 3. Method

We first introduce preliminaries on instance-level contrastive learning in Section 3.1. We explain how we can use RGB and optical flow separately to predict and learn prototypes in Section 3.2. Finally, we introduce our cross-stream interplay and the steps of our algorithm in Section 3.3.

#### 3.1. Preliminaries

Contrastive instance learning [28, 12] can be defined as a self-supervised learning method which contrasts in the latent space by maximizing agreement between different augmented views of the same data instances. Three key components in this framework are *i)* a data augmentation module that transforms a given sample  $x$  into two views  $x_i$  and  $x_j$  by applying separate transformations  $t$  and  $t'$  sampled from the set of augmentations  $T$ , *ii)* the embedding function  $f(\cdot)$  consisting of an encoder and a small MLP projection head that extracts feature vectors  $z_i$  and  $z_j$  from views, and *iii)* a contrastive loss function that contrasts between  $x_i$  and a set  $\{x_k\}$  of augmented pairs that includes our positive pair. Given a dataset  $X = \{x_1, x_2, \dots, x_n\}$ , we aim to learn a function  $f(\cdot)$  that maps  $X$  to  $Z = \{z_1, z_2, \dots, z_n\}$ . The contrastive loss objective for a positive pair  $(i, j)$ , referred to as the InfoNCE loss [55, 61, 12], is then given by

$$\mathcal{L}^{\text{InfoNCE}}(z_i, z_j) = -\log \frac{\exp(z_i \cdot z_j / \tau)}{\sum_{k \neq i} \exp(z_i \cdot z_k / \tau)}, \quad (1)$$

where  $\tau$  is the temperature hyperparameter and  $z_i \cdot z_j$  refers to the dot product between normalized vectors, *i.e.* cosine similarity. The final loss is computed for all available positive pairs. Given a positive pair, a sufficiently large number of negative examples in  $\{x_k\}$  needs to be available for which storage of features besides the mini-batch is often needed. The contrastive learning mechanism also neglects to take into account the informativeness of samples.

#### 3.2. Predicting stream prototype assignments

In our proposed method we avoid instance-level contrasting by using for each stream a set of *prototypes* in our contrasting. Furthermore, we extend the augmentation module by considering RGB frames and optical flow as views. Mathematically, given a video clip  $x$  we first consider the two streams as views, obtaining  $x = \{x^1, x^2\}$  which describe a RGB and a flow sample respectively. The objective is to learn the stream representations  $z^1 = f_1(x^1)$

and  $z^2 = f_2(x^2)$  through learning their encodings  $f_1(\cdot)$  and  $f_2(\cdot)$ . Each of the encoders has a set of  $K$  trainable prototype vectors,  $\{c_1^1, \dots, c_K^1\} \in C_1$  and  $\{c_1^2, \dots, c_K^2\} \in C_2$ , implemented as a linear layer in the networks.

Consider only the training of one encoder  $f_s$  on its own stream  $s$  where  $s \in \{1, 2\}$ . We denote the corresponding prototype set as matrix  $C_s$  with columns  $c_1^s, \dots, c_K^s$ . Given input sample  $x^s$ , we obtain two augmented versions  $\{x_i^s, x_j^s\}$ . After applying the encoder  $f_s(\cdot)$  we obtain features  $\{z_i^s, z_j^s\}$ . The features are mapped to the set of prototypes  $C_s$  to obtain cluster assignments  $\{q_i^s, q_j^s\}$ , as detailed in the following section. The features and assignments are subsequently used in the following prediction loss:

$$\mathcal{L}_s^{\text{Single-stream}}(z_i^s, z_j^s) = l_s(z_j^s, q_i^s) + l_s(z_i^s, q_j^s). \quad (2)$$

Each of the terms represents the cross-entropy loss between the stream prototype assignment  $q$  and the probability obtained by a softmax on the similarity between  $z$  and  $C_s$ :

$$l_s(z_j^s, q_i^s) = -\sum_k q_i^{s,(k)} \log \frac{\exp(z_j^s \cdot c_k^s / \tau)}{\sum_{k'} \exp(z_j^s \cdot c_{k'}^s / \tau)}, \quad (3)$$

where  $\tau$  is a temperature hyperparameter. The objective is to maximize the agreement of prototype assignments from multiple views of one sample (RGB or flow). Features are contrasted indirectly through comparing their prototype assignments. The total loss of training the encoder  $f_s$  on its own stream is taken over all videos and pairs of data augmentations, minimized with respect to both  $f_s$  and  $C_s$ .

**Learning stream prototype assignments.** The assignments  $\{q_i^s, q_j^s\}$  are computed by matching features  $\{z_i^s, z_j^s\}$  to prototypes  $C_s$ . In essence, we need to consider the cross-entropy for assigning each  $z$  to  $C_s$  and perform a mapping to assign labels automatically. Optimizing  $q$  directly leads to degeneracy. Following [3, 8] a uniform split of the features across prototypes is enforced, which avoids the collapse of assignments to one prototype. Given our feature vectors  $Z$  whose columns are  $z_1, \dots, z_B$ , we map them to  $C_s$  and optimize using an Optimal Transport [50] solver the mapping  $Q = q_1, \dots, q_B$ :

$$\max_{Q \in \mathcal{Q}} \text{Tr}(Q^T C_s^T Z) + \epsilon H(Q), \quad (4)$$

where  $H(Q)$  is the entropy of  $Q$  which acts as a regularizer. The  $\epsilon$  parameter controls the uniformity of the assignment where a low value helps to avoid collapse. Following [8], we restrict the transportation polytope to mini-batches:

$$\mathcal{Q} = \{Q \in \mathbb{R}^{K \times B} \mid Q \mathbb{1}_B = \frac{1}{K} \mathbb{1}_K, Q^T \mathbb{1}_K = \frac{1}{B} \mathbb{1}_K\}, \quad (5)$$

where  $\mathbb{1}_K$  denotes a vector of all ones with dimension  $K$ . We preserve soft assignments  $Q^*$  and the solution

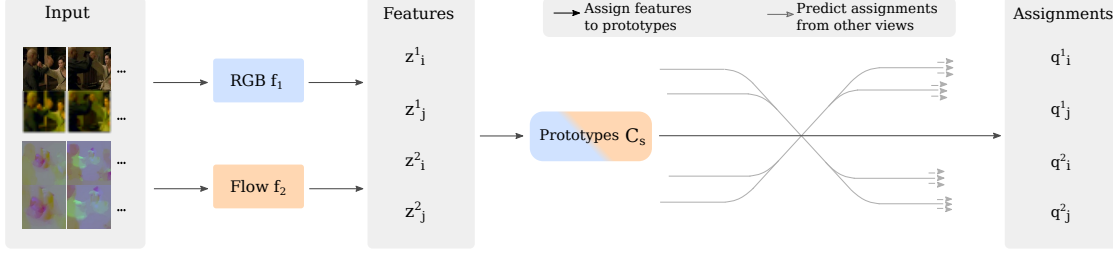


Figure 2. **Video Cross-Stream Prototypical Contrasting.** Two different augmented samples are obtained for both RGB and flow. The encoders  $f_1$  and  $f_2$  map samples from RGB and flow respectively to obtain features  $z_i^1, z_j^1, z_i^2, z_j^2$ , which are in turn assigned to either RGB or flow prototype vectors, depending on which stream  $s \in \{1, 2\}$  is optimized. Next, the stream prototype assignments  $q_i^1, q_j^1, q_i^2, q_j^2$  are predicted using features only from the three other views. The encoder and prototypes from the optimized stream are updated by backpropagation, while the other encoder remains fixed.

of the transportation polytope, solved efficiently using the Sinkhorn-Knopp algorithm [17] can be written as follows:

$$Q^* = \text{Diag}(\alpha) \exp\left(\frac{1}{\epsilon} C_s^T Z\right) \text{Diag}(\beta), \quad (6)$$

where  $\alpha$  and  $\beta$  denote renormalization vectors such that  $Q$  results in a probability matrix [17]. As the amount of batch features  $B$  is usually smaller than the number of prototypes  $K$ , we increase or available features  $B$  by adopting a queue mechanism that stores features from previous epochs.

### 3.3. Learning cross-stream

We are now interested in using information from both streams in the training of the encoders  $f_1$  and  $f_2$ . Consider again the encoder  $f_s$  and prototypes  $C_s$  from the stream  $s$  that is optimized in one alternation. We now add a second stream  $t$  where  $t \in \{1, 2\}$  and  $s \neq t$ . We use the encoder  $f_t$  with frozen weights and obtain samples  $\{x_i^t, x_j^t\}$  and features  $\{z_i^t, z_j^t\}$ . By matching these features to prototypes  $C_s$  the assignments  $\{q_i^t, q_j^t\}$  are obtained. Given  $f_s$ ,  $C_s$ , and  $f_t$ , all initialized with prior representations learned on their own stream, the loss function for the prediction problem consist of four main parts:

$$\begin{aligned} \mathcal{L}_s^{\text{Cross-stream}}(z_i^s, z_j^s, z_i^t, z_j^t) = & \\ L_s(z_i^s, z_j^s, z_i^t, q_i^t) + L_s(z_i^s, z_j^s, z_j^t, q_j^t) + & \\ L_s(z_j^s, z_i^t, z_j^t, q_i^s) + L_s(z_i^s, z_i^t, z_j^t, q_j^s), & \end{aligned} \quad (7)$$

where the function  $L_s$  measures the fit between three features  $z$  and an assignment  $q$ . For instance, the first of the  $L_s$  terms is given by:

$$L_s(z_i^s, z_j^s, z_i^t, q_i^t) = l_s(z_i^s, q_i^t) + l_s(z_j^s, q_i^t) + l_s(z_i^t, q_i^t). \quad (8)$$

The total loss function therefore consist of 12 terms. Each of the terms  $l_s$  again represents the cross-entropy between one feature  $z$  and one assignment  $q$ , e.g.:

$$l_s(z_i^s, q_i^t) = - \sum_k q_i^{t,(k)} \log \frac{\exp(z_i^s \cdot c_k^s / \tau)}{\sum_{k'} \exp(z_j^s \cdot c_{k'}^s / \tau)}, \quad (9)$$

where we predict the assignment  $q_i^t$  from stream  $t$  (obtained by matching corresponding feature  $z_i^t$  to the prototypes  $C_s$ ) using one of the augmented features  $z_i^s$  from stream  $s$ .

In summary, we predict assignments from each of the four views using features originating from three views, see Figure 2. In the prediction of each  $q$ , we avoid the use of the feature  $z$  where  $s$  is equal to  $t$  (same stream) and  $i$  is equal to  $j$  (same augmentation). This setup forces the features to capture the same information by predicting consistent assignments from them. The total loss for cross-stream training on stream  $s$  is taken over all videos and pairs of augmentations, optimized with respect to  $f_s$  and  $C_s$ .

**Alternation.** The optimization process from this section is then performed *vice versa* on the other stream. For example, we first optimize our RGB encoder  $f_1$  and the corresponding prototypes  $C_1$  as our  $f_s$  and  $C_s$  using views from both  $f_s$  (RGB) and  $f_t$  (flow). Next, we optimize our flow encoder  $f_2$  and prototypes  $C_2$  as our  $f_s$  and  $C_s$ , and use RGB as our  $f_t$ . See the appendix for detailed pseudocode.

**ViCC Algorithm.** Our complete algorithm is structured as follows. *Stage 1) Single-stream.* In the first stage, the two encoders  $f_1$  and  $f_2$  and their prototypes  $C_1$  and  $C_2$  are initialized from scratch and trained using their own input stream, following Equation 2. *Stage 2) Cross-stream.* In the second stage, cross-stream, the two models are trained in an alternating fashion using input from both streams. In one alternation, one of the streams  $s$  with encoder  $f_s$  and prototypes  $C_s$  is encouraged to predict mappings consistently following Equation 7, leveraging complementary information from the other stream through assigning views from  $f_t$  to  $C_s$ . Both the prototype mappings and the alternation process in our cross-stream mechanism serve as means for transferring knowledge from motion (flow) to RGB.

**Inference.** At the inference stage, depending on speed vs. accuracy requirements, both the RGB model  $f_1$  trained with ViCC self-supervision can be used for downstream tasks as well as both RGB  $f_1$  and flow  $f_2$  by averaging predictions from the models.



## 4. Experiments

### 4.1. Experimental setup

We use two datasets for our experiments: HMDB51 [35] and UCF101 [56]. UCF101 consists of 13K videos over 101 human action classes. HMDB51 is another widely used action recognition dataset and contains around 7K videos over 51 action classes. UCF101 and HMDB51 are both divided into three train/test splits. For self-supervised training we use UCF101 training split 1 without class labels. For downstream evaluation we use UCF101 and HMDB51 and evaluate on split 1 for both datasets, following prior work [27].

**Data preprocessing.** From the source videos at 25fps, input video clips are extracted at random time stamps. Our input video clips have a spatial resolution of  $128 \times 128$  pixels. We use clips of 32 frames as input, without temporal downsampling for S3D. For R(2+1)D, we use input clips of 16 frames with temporal downscaling at rate 2. For optical flow, we use the widely used TV-L1 algorithm [75], and we follow practice in [10, 27] for flow preprocessing. This means that we truncate large vectors with more than a value of 20 in both channels, transform the values to range [0, 255] and append a third channel of 0s to consider them as frames. We apply spatial data augmentation on RGB and flow clips in a consistent manner across frames. Random cropping, horizontal flipping, Gaussian blur and color jittering are used. In terms of temporal augmentation we take clips at different time stamps with 50% probability.

**Implementation and training.** As our base encoder architecture we use S3D [70]. We also test our method with the R(2+1)D-18 [60] architecture, following recent works [2, 16]. We use a 2-layer MLP projection head during self-supervised training that projects the backbone output to 128 dimensional space following SimCLR [12]. In line with SwaV [8], we employ a linear layer updated by backpropagation as the prototype implementation. The projection head and the prototype layer are removed for downstream evaluation. During self-supervised training, we use a queue that consists of 1920 stored features. The queue gets introduced after a first phase when the rapid evolution of features is slowing down. SGD with LARS [74] is used as the optimizer. A learning rate of 0.6, a weight decay of  $10^{-6}$  and a cosine learning rate schedule with a final learning rate of  $6 \times 10^{-4}$  are chosen. We use  $K=300$  as the number of prototypes. The single-stream stage consists of 300 epochs. Next, the cross-stream stage is initialized with models from the single-stream stage and is trained for two cycles. In one cross-stream cycle, we first train RGB for 100 epochs and then flow for 100 epochs, each time taking the newest models, following CoCLR [27]. We run all our experiments with 4 Titan RTX GPUs with a batch size of 48.

**Evaluation methods.** We evaluate the quality of our learned video representation using two downstream video

understanding tasks: nearest neighbour video retrieval and action recognition. In the former, nearest neighbour video retrieval is performed without any supervised finetuning. We follow common protocol [47, 5, 71] by using videos from the test set as queries for k nearest-neighbour (kNN) retrieval in the training set. We report Recall at k (R@K) meaning that we mark the retrieval as correct if a video of the same class appears among the top kNN. In the latter downstream task of action recognition, we initialize with our representation and evaluate two settings: linear probe and finetuning. For linear probe, we freeze the entire network and add a linear classifier to train for the downstream task. For finetuning, the entire network with linear layer is trained end-to-end. We report Top-1 accuracy for both settings. Data augmentation similar to the self-supervision stage is used except for Gaussian blur. At inference, we follow the ten-crop procedure, meaning that we spatially obtain ten crops: the center crop, four corners and the horizontal flipped version of aforementioned crops. The moving-window approach is used for taking clips followed by averaging the predictions.

### 4.2. Model ablations

**Impact of training stages.** In Table 1 results are shown for several stages of our method in order to evaluate the improvement that cross-stream (Stage 1) has over single-stream (Stage 2). We report action recognition and nearest-neighbour video retrieval on UCF101 split 1 and include [27] as our baseline model, as it uses the contrastive instance loss on RGB and flow with additional positive examples. Training settings are kept identical across self-supervised models. All methods are trained on 500 epochs in total. Evaluated on nearest-neighbour retrieval, we observe that our RGB-1 network gains a significant performance benefit when learning and predicting from optical flow in stage 2, shown as RGB-2 (62.1% vs. 40.0%). Furthermore, when combining predictions from the RGB-2 model and the Flow-2 model, both trained with cross-stream, we obtain a further performance boost shown as ViCC-2-R+F (65.1% vs. 62.1%). We outperform [27] on retrieval by +9.5%, demonstrating the benefit of cross-stream prototype contrasting in ViCC. In linear probe downstream classification, our RGB-2 model again outperforms the RGB-1 one by a significant margin (72.2% vs. 49.2%). When end-to-end finetuned our self-supervised RGB-2 outperforms RGB-1 (84.3% vs. 81.8%). Further improvement is found by combining the predictions of the two streams, obtaining the result for R+F (90.5% vs. 84.3%). Here, our performance for R+F is on par with the RGB model from [27]. As our cross-stream phase consists of cycles in which we alternate the training of streams, we further analyse the performance progress on video retrieval across training phases in Figure 3. We show the evolution from single-

Method	Stage	Input	Classification		Retrieval
			Linear Acc	Finetune Acc	No labels R@1
ViCC-RGB-1	1	RGB	49.2	81.8	40.0
ViCC-Flow-1	1	Flow	71.9	87.9	55.5
<b>ViCC-RGB-2</b>	2	RGB	<b>72.2</b>	<b>84.3</b>	<b>62.1</b>
ViCC-Flow-2	2	Flow	75.5	88.7	59.7
CoCLR [27]	2	R+F	72.1	87.3	55.6
<b>ViCC-R+F-2</b>	2	R+F	<b>78.0</b>	<b>90.5</b>	<b>65.1</b>

Table 1. **Improvement of ViCC** from single-stream (stage 1) to cross-stream (stage 2) evaluated on action recognition and nearest-neighbour retrieval on UCF101. [27] is included as a baseline comparison. R+F denotes the result obtained by averaging predictions of RGB and flow models.

Method	Streams for prediction		Streams for assignment	
	$s + t$	$t$	$s + t$	$t$
ViCC-RGB-2	84.3	83.8	84.3	84.1
ViCC-R+F-2	90.5	90.2	90.5	90.0

Table 2. **Ablations on streams** used as views for assignment and prediction. We report Top-1 accuracy on action recognition finetuning on UCF101.

Method	Number of prototypes		
	100	300	1000
ViCC-RGB-2	83.5	84.3	83.9
ViCC-R+F-2	89.2	90.5	90.0

Table 3. **Impact of number of prototypes.** We report Top-1 accuracy on action recognition finetuning on UCF101.

stream to cross-stream for both models, where cross-stream consists of two cycles in which RGB and Flow are trained alternately. It can be seen that representations for both models continue to improve after one cycle, indicating that the alternating scheme is beneficial for ViCC representations.

**Ablations on stream views.** We perform an ablation study on our model by investigating the importance of the streams used as views for both prediction and assignment. We first consider the number of features for prediction, where the normal setting is to use all other available views from streams  $s$  and  $t$  for prediction of each assignment  $q$ . We now study the setting where we use two features for prediction originating only from the other stream  $t$ . Table 2 shows results for both settings, reporting Top-1 accuracy on UCF101 action recognition using the finetuning protocol. We find that using two features results in a slightly worse performance overall, suggesting that more views are beneficial for prediction of the assignments despite originating from the same stream as the assignment. The second setting

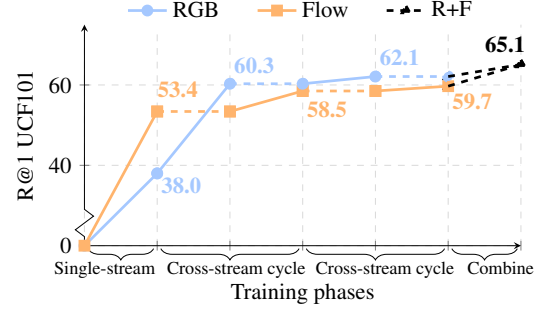


Figure 3. **Retrieval performance progress** on our training phases. RGB and flow are subsequently optimized in one cross-stream cycle, where a dotted line indicates no optimization. We report Top-1 Recall (R@1) on UCF101.

that we evaluate is only using the other stream  $t$  for assignment, where we map only the two features from stream  $t$  to prototypes  $C_s$ . Note, the prediction is performed as normal using all other available views. Both models are again slightly underperforming compared to using all views. The results for stream views in both settings suggest that the information used from the other stream in ViCC cross-stream training is of more significance than its own stream. Indeed, we find that ViCC is robust against changes in views from its own stream as it almost performs in line with results using all views for both prediction and assignment.

**Impact of number of prototypes.** We evaluate the impact of the number of stream prototypes  $K$ . Explored previously by [8] on ImageNet [18], they found no significant impact on performance when varying the prototypes by several orders of magnitude using a sufficient large amount of prototypes. In Table 3, we show results on varying the number of prototypes to  $K=\{100, 1000\}$ . We observe a slightly worse result for both settings for the RGB model and the R+F model. As we find no significant impact on the performance, our results are in line with previous work which suggests that the soft prototype mappings used for contrasting in ViCC are not necessarily a self-labeling approach similar to other pseudo-labeling approaches [3, 2, 20, 7, 72], despite the usefulness in contrasting for representation learning.

### 4.3. Comparison with state-of-the-art

In this section, we compare our method with self-supervised methods on action classification and video retrieval, reporting models from the cross-stream stage.

**Action recognition.** We compare with several self-supervised methods on action recognition in Table 4, reporting our results for two backbone architectures. We organized the methods by backbone and include settings such as resolution (Res), number of frames and number of parameters (Param) for a fairer comparison. We include several methods pretrained on larger training datasets for

Method	Year	Dataset	Pretrain stage					Linear		Finetune	
			Backbone	Param	Res	Frames	Modality	UCF101	HMDB51	UCF101	HMDB51
OPN [39]	2017	UCF101	VGG	8.6M	80	16	V	-	-	59.8	23.8
VCOP [71]	2019	UCF101	R(2+1)D	14.4M	112	16	V	-	-	72.4	30.9
Var. PSP [14]	2020	UCF101	R(2+1)D	14.4M	112	16	V	-	-	74.8	36.8
Pace Pred [65]	2020	UCF101	R(2+1)D	14.4M	112	16	V	-	-	75.9	35.9
VCP [42]	2020	UCF101	R(2+1)D	14.4M	112	16	V	-	-	66.3	32.2
PRP [73]	2020	UCF101	R(2+1)D	14.4M	112	16	V	-	-	72.1	35.0
RTT [30]	2020	UCF101	R(2+1)D	14.4M	112	16	V	-	-	<u>81.6</u>	<u>46.4</u>
Pace Pred [65]	2020	K-400	R(2+1)D	14.4M	112	16	V	-	-	77.1	36.6
XDC [1]	2020	K-400	R(2+1)D	14.4M	224	32	V+A	-	-	86.8	52.6
SeLaVi [2]	2020	VGG-sound [11]	R(2+1)D	14.4M	112	30	V+A	-	-	87.7	53.1
GDT [49]	2020	Audioset [21]	R(2+1)D	14.4M	224	32	V+A	-	-	92.5	66.1
<b>ViCC-RGB (ours)</b>		UCF101	R(2+1)D	14.4M	128	32	V	<b>74.4</b>	<b>30.8</b>	<b>82.8</b>	<b>52.4</b>
<b>ViCC-R+F (ours)</b>		UCF101	R(2+1)D	14.4M	128	32	V	<b>78.3</b>	<b>45.2</b>	<b>88.8</b>	<b>61.5</b>
DPC [25]	2019	UCF101	R2D3D-18	14.2M	128	40	V	-	-	60.6	-
MemDPC [26]	2020	UCF101	R2D3D-18	14.2M	224	40	V	-	-	69.2	-
Pace Pred [65]	2020	UCF101	S3D-G	9.6M	224	64	V	-	-	<u>87.1</u>	<u>52.6</u>
CoCLR [27]	2020	UCF101	S3D	8.8M	128	32	V	70.2	39.1	81.4	52.1
CoCLR † [27]	2020	UCF101	S3D	8.8M	128	32	V	72.1	40.2	<u>87.3</u>	<u>58.7</u>
CoCLR † [27]	2020	K-400	S3D	8.8M	128	32	V	77.8	52.4	90.6	62.9
SpeedNet [4]	2020	K-400	S3D-G	8.8M	128	32	V	-	-	81.1	48.8
MIL-NCE [45]	2020	HTM [46]	S3D	8.8M	224	32	V+T	82.7	53.1	91.3	61.0
CBT [58]	2019	K-600 [9]	S3D	8.8M	112	16	V+T	54.0	29.5	79.5	44.6
<b>ViCC-RGB (ours)</b>		UCF101	S3D	8.8M	128	32	V	<b>72.2</b>	<b>38.5</b>	<b>84.3</b>	<b>47.9</b>
<b>ViCC-R+F (ours)</b>		UCF101	S3D	8.8M	128	32	V	<b>78.0</b>	<b>47.9</b>	<b>90.5</b>	<b>62.2</b>

Table 4. **Comparison with prior self-supervised works on video action recognition** on UCF101 and HMDB51 for finetuning and linear probe. We report Top-1 accuracy and compare with self-supervision pretraining on UCF101. In grey color we show larger pretraining datasets such as K-400 [10] and multi-modal datasets (where T is text, A is audio).

both visual-only and multi-modal methods. In the following, we compare with visual-only modality on the same training set, with visual-only on larger datasets, and with multi-modal approaches on end-to-end finetuning. First, we significantly outperform previous approaches pretrained on UCF101 when considering the visual modality (V). On the S3D backbone, our R+F model (obtained by averaging RGB and flow predictions) achieves a Top-1 accuracy of 90.5% on UCF101 and a Top-1 accuracy of 62.2% on HMDB51. Our approach outperforms the best model of Han *et al.* [27] by 3.2% on UCF101 and by 3.5% on HMDB51. We also achieve better performance than Pace Pred [65], which uses the S3D-G [70] backbone, on both UCF101 and HMDB51. Using the R(2+1)D backbone, we obtain a Top-1 accuracy of 82.8% on UCF101 and a Top-1 accuracy of 52.4% on HMDB51 for RGB. When combining RGB and Flow predictions (R+F), we obtain 88.8% and 61.5% on the datasets respectively. We outperform VCOP [41], VCOP [71], PRP [73] by a wide margin for both our models. With the R+F model we obtain a 7.2% increase on UCF101 and a 15.1% increase over RTT [30], underlined in the table as the second best result. ViCC models therefore consistently outperform previous works on both backbones and evaluation datasets, where optical flow provides only an optional performance boost. Comparing against

visual-only information using larger training sets, we outperform methods on that use Kinetics (K-400) pretraining on HMDB51, using UCF101 pretraining, such as Pace Pred [64] for R(2+1)D and SpeedNet for S3D-G [4]. We also perform better on HMDB51 than some multi-modal approaches that use text [45] and audio [3] for similar resolution, number of frames and backbone. Finally, when comparing against methods on linear probe, we outperform CoCLR [27] on the same training dataset by a significant margin (+5.9% on UCF101 and +7.7% on HMDB51 for R+F).

**Nearest-neighbour retrieval.** Next, we compare with self-supervised approaches on nearest-neighbour clip retrieval in Table 5. All methods are pretrained on UCF101 and we report Recall@K. Our ViCC approach outperforms all previous self-supervised learning approaches by a significant margin on UCF101 and HMDB51 for both our backbone networks. We achieve a Top-1 Recall of 65.1% on UCF101 using the S3D backbone, outperforming the previous best by 9.2%. On HMDB51, we achieve a Top-1 Recall of 29.7%, which is a 8.8% increase on previous best. With the R(2+1)D backbone, we obtain a Top-1 Recall of 58.6% on UCF101 and 25.3% on HMDB51 for RGB, and 59.9% on UCF101 and 28.3% on HMDB51 for R+F. Compared to other self-supervised works apart from the second best, the margins are significantly wider. We conclude that our

Method	Year	Backbone	Modality	UCF101				HMDB51			
				R@1	R@5	R@10	R@20	R@1	R@5	R@10	R@20
OPN [39]	2017	VGG	V	19.9	28.7	34.0	40.6	-	-	-	-
ST Order [5]	2018	CaffeNet	V	25.7	36.2	42.2	49.2	-	-	-	-
ST-Puzzle [34]	2019	R3D-18	V	19.7	28.5	33.5	40.0	-	-	-	-
VCOP [71]	2019	R3D-18	V	14.1	30.3	40.4	51.1	7.6	22.9	34.4	48.8
Pace Pred [65]	2020	R3D-18	V	23.8	38.1	46.4	56.6	-	-	-	-
Var. PSP [14]	2020	R3D-18	V	24.6	41.9	51.3	62.7	-	-	-	-
RTT [30]	2020	R3D-18	V	26.1	48.5	59.1	69.6	-	-	-	-
MemDPC [26]	2020	R2D3D-18	V	20.2	40.4	52.4	64.7	7.7	25.7	40.6	57.7
VCP [42]	2020	R(2+1)D	V	19.9	33.7	42.0	50.5	6.7	21.3	32.7	49.2
CoCLR [27]	2020	S3D	V	55.9	70.8	76.9	82.5	26.1	45.8	57.9	69.7
<b>ViCC-RGB (ours)</b>		R(2+1)D	V	58.6	76.2	83.1	89.0	25.3	50.4	64.0	77.5
<b>ViCC-R+F (ours)</b>		R(2+1)D	V	59.9	77.6	84.6	90.6	28.3	52.7	65.3	77.0
<b>ViCC-RGB (ours)</b>		S3D	V	62.1	77.1	83.7	87.9	25.5	49.6	61.9	72.5
<b>ViCC-R+F (ours)</b>		S3D	V	<b>65.1</b>	<b>80.2</b>	<b>85.4</b>	<b>89.8</b>	<b>29.7</b>	<b>54.6</b>	<b>66.0</b>	<b>76.2</b>

Table 5. **Comparison with self-supervised methods on nearest-neighbour video retrieval.** All self-supervised methods are pretrained on UCF101 split 1. We show results on Top-k Recall (R@k) for  $k=\{1, 5, 10, 20\}$  on UCF101 split 1 and HMDB51 split 1.



Figure 4. **Nearest-neighbour retrieval results with our representations.** The query video from the UCF101 test set is shown on the left, the top-3 nearest neighbours from the UCF101 training set on the right. Each video is visualized with 2 frames and we show results for single-stream (RGB-1) and cross-stream (RGB-2). The action label is shown above the video (not used during training), where green denotes the correct label and red denotes an incorrect result. Best viewed in color.

cross-stream self-supervision model RGB learns useful motion features without needing optical flow during test time.

#### 4.4. Qualitative results

**Nearest-neighbour video retrieval.** In Figure 4, we visualize query video clips from the UCF101 test set with its Top-3 nearest-neighbours from the UCF101 training set, retrieved using the ViCC representation without labels. The ground truth action labels are included above the video clips. We visualize results for both single-stream (RGB-1) and cross-stream (RGB-2). Our qualitative results further support the benefit of cross-stream training (RGB-2), showing that it helps to retrieve videos from the same semantic categories compared to the model only trained on single-stream, despite significant changes in appearance and background (e.g. *Swing* and *WalkingWithDog*). More difficult is the retrieval for the query video from class *BlowDryHair*,

but we again observe that cross-stream training helps to retrieve the first result from the correct class.

## 5. Conclusion

In this paper, we present the Video Cross-Stream Prototypical Contrasting (ViCC) framework for self-supervised representation learning. We demonstrate the advantages of using similar semantic groupings of RGB and flow views over methods that use instance-level contrastive learning, avoiding redundant comparisons and improving performance. By learning through predicting consistent prototype assignments from views originating from both streams, ViCC effectively transfers knowledge from the motion representation to appearance and vice versa. We demonstrate state-of-the-art performance on downstream video recognition tasks using visual-only self-supervision.



**Acknowledgments.** We would like to thank Prof. Dr. Cees G. M. Snoek for all the helpful comments and feedback.

## References

- [1] Humam Alwassel, Dhruv Mahajan, Bruno Korbar, Lorenzo Torresani, Bernard Ghanem, and Du Tran. Self-Supervised Learning by Cross-Modal Audio-Video Clustering. In *NeurIPS*, 2020.
- [2] Yuki M. Asano, Mandela Patrick, Christian Rupprecht, and Andrea Vedaldi. Labelling unlabelled videos from scratch with multi-modal self-supervision. In *NeurIPS*, 2020.
- [3] Yuki Markus Asano, Christian Rupprecht, and Andrea Vedaldi. Self-labelling via simultaneous clustering and representation learning. In *ICLR*, 2020.
- [4] Sagie Benaïm, Ariel Ephrat, Oran Lang, Inbar Mosseri, William T. Freeman, Michael Rubinstein, Michal Irani, and Tali Dekel. SpeedNet: Learning the Speediness in Videos. In *CVPR*, 2020.
- [5] Uta Büchler, Biagio Brattoli, and Björn Ommer. Improving Spatiotemporal Self-Supervision by Deep Reinforcement Learning. In *ECCV*, 2018.
- [6] Yue Cao, Zhenda Xie, Bin Liu, Yutong Lin, Zheng Zhang, and Han Hu. Parametric Instance Classification for Unsupervised Visual Feature Learning. In *NeurIPS*, 2020.
- [7] Mathilde Caron, Piotr Bojanowski, Armand Joulin, and Matthijs Douze. Deep Clustering for Unsupervised Learning of Visual Features. In *ECCV*, 2018.
- [8] Mathilde Caron, Ishan Misra, Julien Mairal, Priya Goyal, Piotr Bojanowski, and Armand Joulin. Unsupervised Learning of Visual Features by Contrasting Cluster Assignments. In *NeurIPS*, 2020.
- [9] Joao Carreira, Eric Noland, Andras Banki-Horvath, Chloe Hillier, and Andrew Zisserman. A Short Note about Kinetics-600. *ArXiv preprint arXiv:1808.01340*, 2018.
- [10] Joao Carreira and Andrew Zisserman. Quo Vadis, Action Recognition? A New Model and the Kinetics Dataset. In *CVPR*, 2017.
- [11] Honglie Chen, Weidi Xie, Andrea Vedaldi, and Andrew Zisserman. Vggsound: A Large-Scale Audio-Visual Dataset. In *ICASSP*, 2020.
- [12] Ting Chen, Simon Kornblith, Mohammad Norouzi, and Geoffrey Hinton. A Simple Framework for Contrastive Learning of Visual Representations. In *ICML*, 2020.
- [13] Xinlei Chen, Haoqi Fan, Ross Girshick, and Kaiming He. Improved Baselines with Momentum Contrastive Learning. *ArXiv preprint arXiv:2003.04297*, 2020.
- [14] H. Cho, Tae-Hoon Kim, H. J. Chang, and Wonjun Hwang. Self-Supervised Spatio-Temporal Representation Learning Using Variable Playback Speed Prediction. *ArXiv preprint arXiv:2003.02692*, 2020.
- [15] Ching-Yao Chuang, Joshua Robinson, Lin Yen-Chen, Antonio Torralba, and Stefanie Jegelka. Debiased Contrastive Learning. In *NeurIPS*, 2020.
- [16] Nieves Crasto, Philippe Weinzaepfel, Karteek Alahari, and Cordelia Schmid. MARS: Motion-Augmented RGB Stream for Action Recognition. In *CVPR*, 2019.
- [17] Marco Cuturi. Sinkhorn Distances: Lightspeed Computation of Optimal Transportation Distances. In *NeurIPS*, 2013.
- [18] Jia Deng, Wei Dong, Richard Socher, Li-Jia Li, Kai Li, and Li Fei-Fei. ImageNet: A large-scale hierarchical image database. In *CVPR*, 2009.
- [19] Basura Fernando, Hakan Bilen, Efstratios Gavves, and Stephen Gould. Self-Supervised Video Representation Learning With Odd-One-Out Networks. In *CVPR*, 2017.
- [20] Kirill Gavrilyuk, Mihir Jain, Ilia Karmanov, and Cees G. M. Snoek. Motion-Augmented Self-Training for Video Recognition at Smaller Scale. *ArXiv preprint arXiv:2105.01646*, 2021.
- [21] Jort F. Gemmeke, Daniel P. W. Ellis, Dylan Freedman, Aren Jansen, Wade Lawrence, R. Channing Moore, Manoj Plakal, and Marvin Ritter. Audio Set: An ontology and human-labeled dataset for audio events. In *ICASSP*, 2017.
- [22] Melvyn A Goodale and A. David Milner. Separate visual pathways for perception and action. *Trends in Neurosciences*, 15:20–25, 1992.
- [23] Ross Goroshin, Joan Bruna, Jonathan Tompson, David Eigen, and Yann LeCun. Unsupervised Learning of Spatiotemporally Coherent Metrics. In *ICCV*, 2015.
- [24] Michael U Gutmann and Aapo Hyvärinen. Noise-Contrastive Estimation of Unnormalized Statistical Models, with Applications to Natural Image Statistics. *Journal of Machine Learning Research*, 13(11):307–361, 2012.
- [25] Tengda Han, Weidi Xie, and Andrew Zisserman. Video Representation Learning by Dense Predictive Coding. In *ICCV Workshop*, 2019.
- [26] Tengda Han, Weidi Xie, and Andrew Zisserman. Memory-augmented Dense Predictive Coding for Video Representation Learning. In *ECCV*, 2020.
- [27] Tengda Han, Weidi Xie, and Andrew Zisserman. Self-supervised Co-training for Video Representation Learning. In *NeurIPS*, 2020.
- [28] Kaiming He, Haoqi Fan, Yuxin Wu, Saining Xie, and Ross Girshick. Momentum Contrast for Unsupervised Visual Representation Learning. In *CVPR*, 2020.
- [29] R. Devon Hjelm, Alex Fedorov, Samuel Lavoie-Marchildon, Karan Grewal, Phil Bachman, Adam Trischler, and Yoshua Bengio. Learning deep representations by mutual information estimation and maximization. In *NeurIPS*, 2019.
- [30] S. Jenni, Givi Meishvili, and P. Favaro. Video Representation Learning by Recognizing Temporal Transformations. In *ECCV*, 2020.
- [31] Longlong Jing, Xiaodong Yang, Jingen Liu, and Yingli Tian. Self-Supervised Spatiotemporal Feature Learning via Video Rotation Prediction. *ArXiv preprint arXiv:1811.11387*, 2019.
- [32] Gunnar Johansson. Visual perception of biological motion and a model for its analysis. *Perception & psychophysics*, 14(2):201–211, 1973.
- [33] Yannis Kalantidis, Mert Bulent Sariyildiz, and Noe Pion. Hard Negative Mixing for Contrastive Learning. In *NeurIPS*, 2020.
- [34] Dahun Kim, Donghyeon Cho, and In So Kweon. Self-Supervised Video Representation Learning with Space-Time Cubic Puzzles. In *AAAI*, 2019.

- [35] Hilde Kuehne, Hueihan Jhuang, Estibaliz Garrote, Tomaso Poggio, and Thomas Serre. HMDB: A large video database for human motion recognition. In *ICCV*, 2011.
- [36] H. W. Kuhn. The Hungarian method for the assignment problem. *Naval Research Logistics Quarterly*, 2(1-2):83–97, 1955.
- [37] Zihang Lai, Erika Lu, and Weidi Xie. MAST: A Memory-Augmented Self-supervised Tracker. In *CVPR*, 2020.
- [38] Zihang Lai and Weidi Xie. Self-supervised Learning for Video Correspondence Flow. In *BMVC*, 2019.
- [39] Hsin-Ying Lee, Jia-Bin Huang, Maneesh Singh, and Ming-Hsuan Yang. Unsupervised Representation Learning by Sorting Sequences. In *ICCV*, 2017.
- [40] Junnan Li, Pan Zhou, Caiming Xiong, Richard Socher, and Steven C. H. Hoi. Prototypical Contrastive Learning of Unsupervised Representations. In *ICLR*, 2021.
- [41] Dezhao Luo, Bo Fang, Yin-qing Zhou, Yucan Zhou, D. Wu, and Weiping Wang. Exploring Relations in Untrimmed Videos for Self-Supervised Learning. *ArXiv preprint arXiv:2008.02711*, 2020.
- [42] Dezhao Luo, Chang Liu, Yu Zhou, Dongbao Yang, Can Ma, Qixiang Ye, and Weiping Wang. Video Cloze Procedure for Self-Supervised Spatio-Temporal Learning. In *AAAI*, 2020.
- [43] Aravindh Mahendran, James Thewlis, and Andrea Vedaldi. Cross Pixel Optical Flow Similarity for Self-Supervised Learning. In *ACCV*, 2018.
- [44] Robert D McIntosh and Thomas Schenk. Two visual streams for perception and action: Current trends. *Neuropsychologia*, 47:1391–1396, 2009.
- [45] Antoine Miech, Jean-Baptiste Alayrac, Lucas Smaira, Ivan Laptev, Josef Sivic, and Andrew Zisserman. End-to-End Learning of Visual Representations from Uncurated Instructional Videos. In *CVPR*, 2020.
- [46] Antoine Miech, Dimitri Zhukov, Jean-Baptiste Alayrac, Makarand Tapaswi, Ivan Laptev, and Josef Sivic. HowTo100M: Learning a Text-Video Embedding by Watching Hundred Million Narrated Video Clips. In *ICCV*, 2019.
- [47] Ishan Misra and Laurens van der Maaten. Self-Supervised Learning of Pretext-Invariant Representations. In *CVPR*, 2020.
- [48] Ishan Misra, C. Lawrence Zitnick, and Martial Hebert. Shuffle and Learn: Unsupervised Learning using Temporal Order Verification. In *ECCV*, 2016.
- [49] Mandela Patrick, Yuki M. Asano, Polina Kuznetsova, Ruth Fong, João F. Henriques, Geoffrey Zweig, and Andrea Vedaldi. Multi-modal Self-Supervision from Generalized Data Transformations. *ArXiv preprint arXiv:2003.04298*, 2020.
- [50] Gabriel Peyré and Marco Cuturi. Computational optimal transport: With applications to data science. *Foundations and Trends® in Machine Learning*, 11(5-6):355–607, 2019.
- [51] Lyndsey C. Pickup, Zheng Pan, Donglai Wei, YiChang Shih, Changshui Zhang, Andrew Zisserman, Bernhard Scholkopf, and William T. Freeman. Seeing the Arrow of Time. In *CVPR*, 2014.
- [52] Rui Qian, Tianjian Meng, Boqing Gong, Ming-Hsuan Yang, Huisheng Wang, Serge Belongie, and Yin Cui. Spatiotemporal Contrastive Video Representation Learning. In *CVPR*, 2021.
- [53] Joshua Robinson, Ching-Yao Chuang, Suvrit Sra, and Stefanie Jegelka. Contrastive Learning with Hard Negative Samples. In *ICLR*, 2021.
- [54] Gerald Schneider. Two visual systems: Brain mechanisms for localization and discrimination are dissociated by tectal and cortical lesions. *Science*, 163, 1969.
- [55] Kihyuk Sohn. Improved Deep Metric Learning with Multi-class N-pair Loss Objective. In *NIPS*, 2016.
- [56] Khurram Soomro, Amir Roshan Zamir, and Mubarak Shah. UCF101: A Dataset of 101 Human Actions Classes From Videos in The Wild. *ArXiv preprint arXiv:1212.0402*, 2012.
- [57] Jonathan C. Stroud, David A. Ross, Chen Sun, Jia Deng, and Rahul Sukthankar. D3D: Distilled 3D Networks for Video Action Recognition. In *WACV*, 2020.
- [58] Chen Sun, Fabien Baradel, Kevin Murphy, and Cordelia Schmid. Learning Video Representations using Contrastive Bidirectional Transformer. *ArXiv preprint arXiv:1906.05743*, 2019.
- [59] Yonglong Tian, Dilip Krishnan, and Phillip Isola. Contrastive Multiview Coding. In *ECCV*, 2020.
- [60] Du Tran, Heng Wang, Lorenzo Torresani, Jamie Ray, Yann LeCun, and Manohar Paluri. A Closer Look at Spatiotemporal Convolutions for Action Recognition. In *CVPR*, 2018.
- [61] Aaron van den Oord, Yazhe Li, and Oriol Vinyals. Representation Learning with Contrastive Predictive Coding. *ArXiv preprint arXiv:1807.03748*, 2019.
- [62] Laurens van der Maaten and Geoffrey Hinton. Visualizing data using t-SNE. *Journal of Machine Learning Research*, 9:2579–2605, 2008.
- [63] Carl Vondrick, Hamed Pirsiavash, and Antonio Torralba. Generating Videos with Scene Dynamics. In *NIPS*, 2016.
- [64] Jiangliu Wang, Jianbo Jiao, Linchao Bao, Shengfeng He, Yunhui Liu, and Wei Liu. Self-supervised Spatio-temporal Representation Learning for Videos by Predicting Motion and Appearance Statistics. In *CVPR*, 2019.
- [65] Jiangliu Wang, Jianbo Jiao, and Yun-Hui Liu. Self-supervised Video Representation Learning by Pace Prediction. In *ECCV*, 2020.
- [66] Xiaolong Wang and Abhinav Gupta. Unsupervised Learning of Visual Representations using Videos. In *ICCV*, 2015.
- [67] Xiaolong Wang, Allan Jabri, and Alexei A. Efros. Learning Correspondence from the Cycle-Consistency of Time. In *CVPR*, 2019.
- [68] Donglai Wei, Joseph J Lim, and Andrew Zisserman. Learning and Using the Arrow of Time. In *CVPR*, 2018.
- [69] Zhirong Wu, Yuanjun Xiong, Stella Yu, and Dahua Lin. Unsupervised Feature Learning via Non-Parametric Instance-level Discrimination. In *CVPR*, 2018.
- [70] Saining Xie, Chen Sun, Jonathan Huang, Zhuowen Tu, and Kevin Murphy. Rethinking Spatiotemporal Feature Learning: Speed-Accuracy Trade-offs in Video Classification. In *ECCV*, 2018.

- [71] Dejing Xu, Jun Xiao, Zhou Zhao, Jian Shao, Di Xie, and Yueting Zhuang. Self-Supervised Spatiotemporal Learning via Video Clip Order Prediction. In *CVPR*, 2019.
- [72] Xueting Yan, Ishan Misra, Abhinav Gupta, Deepti Ghadiyaram, and Dhruv Mahajan. ClusterFit: Improving Generalization of Visual Representations. In *CVPR*, 2020.
- [73] Yuan Yao, Chang Liu, Dezhao Luo, Yu Zhou, and Qixiang Ye. Video Playback Rate Perception for Self-supervised Spatio-Temporal Representation Learning. In *CVPR*, 2020.
- [74] Yang You, Igor Gitman, and Boris Ginsburg. Large Batch Training of Convolutional Networks. *ArXiv preprint arXiv:1708.03888*, 2017.
- [75] C. Zach, T. Pock, and H. Bischof. A Duality Based Approach for Realtime TV-L1 Optical Flow. In *DAGM-Symposium*, 2007.
- [76] Xiaohang Zhan, Jiahao Xie, Ziwei Liu, Yew Soon Ong, and Chen Change Loy. Online Deep Clustering for Unsupervised Representation Learning. In *CVPR*, 2020.
- [77] Jiaojiao Zhao and Cees G. M. Snoek. Dance with Flow: Two-in-One Stream Action Detection. In *CVPR*, 2019.

# Supplementary Material for Self-supervised Video Representation Learning with Cross-Stream Prototypical Contrasting

## A. Example code for ViCC

Here, we provide pseudocode in PyTorch-like style for the implementation of the cross-stream stage of ViCC-RGB. For the definition of the function `sinkhorn` that describes the Sinkhorn-Knopp algorithm we refer to [8].

---

### Pseudocode for ViCC-RGB-2 in PyTorch-like style

---

```
# rgb_model: encoder network for RGB
# flow_model: encoder network for flow, frozen
# temp: temperature
for rgb, flow in loader: # B samples
    # two augmented versions for two streams
    rgb_i, flow_i = aug(rgb_i, flow_i)
    rgb_j, flow_j = aug(rgb_j, flow_j)
    # get RGB and flow embeddings: 2B x D
    z_rgb = cat(rgb_model(rgb_i), rgb_model(rgb_j))
    z_flow = cat(flow_model(flow_i), flow_model(flow_j))
    # get similarity with prototypes C_rgb, C_rgb in D x K
    sim_rgb_i, sim_rgb_j = mm(z_rgb, C_rgb)
    sim_flow_i, sim_flow_j = mm(z_flow, C_rgb)
    # compute assignments
    with torch.no_grad():
        q_rgb_i, q_rgb_j, q_flow_i, q_flow_j =
            sinkhorn(sim_rgb_i), sinkhorn(sim_rgb_j),
            sinkhorn(sim_flow_i), sinkhorn(sim_flow_j)
    # convert similarity scores to probabilities
    p_rgb_i, p_rgb_j, p_flow_i, p_flow_j =
        softmax(sim_rgb_i / temp), softmax(sim_rgb_j / temp),
        softmax(sim_flow_i / temp), softmax(sim_flow_j / temp)

    # predict cluster assignments using three other views
    l_rgb_i = q_rgb_i * log(p_rgb_j)
    + q_rgb_i * log(p_flow_i)
    + q_rgb_i * log(p_flow_j)
    l_rgb_j = q_rgb_j * log(p_rgb_i)
    + q_rgb_j * log(p_flow_i)
    + q_rgb_j * log(p_flow_j)
    l_flow_i = q_flow_i * log(p_rgb_i)
    + q_flow_i * log(p_rgb_j)
    + q_flow_i * log(p_flow_j)
    l_flow_j = q_flow_j * log(p_rgb_i)
    + q_flow_j * log(p_rgb_j)
    + q_flow_j * log(p_flow_i)
    # combine for total loss for rgb model
    loss = - 1/4 * (1/3 * l_rgb_i + 1/3 * l_rgb_j +
        1/3 * l_flow_i + 1/3 * l_flow_j)
    # optimizer update and normalize prototypes
    loss.backward()
    update(rgb_model.params), update(C_rgb)
    with torch.no_grad():
        C_rgb = normalize(C_rgb, dim=0, p=2)
```

---

## B. Implementation Details

### B.1. Implementation and Training

The temperature  $\tau$  is set to 0.1, the Sinkhorn regularization parameter  $\epsilon$  is set to 0.05 and we perform 3 iterations of the Sinkhorn-Knopp algorithm. We use batch shuffle [28] to avoid the model exploiting local intra-batch information leakage for trivial solutions. For single-stream, the prototypes are frozen during the first 100 epochs of training. For

cross-stream, the prototypes are directly updated from the start of the training.

### B.2. Queue

To store additional features for use in the assignment to prototypes, we employ a queue in line with [8]. With 4 GPUs and a total batch size of  $48 \times 4 = 192$ , we adopt a queue of size 1920 to store features from the last 10 batches. The queue is introduced when the evolution of the loss function is slowing down, *i.e.* when the decrease of the loss function is moderate. For single-stream RGB (RGB-1) we introduce the queue at 150 epochs and for Flow-1 we introduce the queue at 200 epochs. For the cross-stream stage, we introduce the queue at 25 epochs in each alternation.

## C. Additional results

### C.1. Analysis of Prototypes

This section focuses on further analysis of the prototypes. The main purpose of the prototype sets in ViCC is to guide the contrasting of groups of views from streams in each iteration. In combination with the relatively stable performance observed when varying the number of prototypes, we conjecture that the prototypes are not a pseudo-labeling approach similar to other methods [3, 2, 20, 7, 72]. Despite this intuition and our use of soft assignments, we investigate the prototypes by visualizing video samples assigned to the same prototypes when rounding the assignments. We also evaluate the rounded prototype assignments from several of our self-supervised stages on standard cluster evaluation metrics.

#### C.1.1 Visualization of Prototypes

In Figure 5 we show the hard assignment of video samples to random prototypes. Video samples with the highest similarity scores to the prototype clusters are visualized. Prototype scores are indicated on the samples and the ground truth class labels of the samples are indicated below the groups. We can observe that video samples assigned to the same prototypes share semantic similarity and even belong to the same action class, despite the fact that class labels are not used during ViCC training. The prototypes seem effective at grouping together views from the same semantic class label, as the samples visualized are all from the same class. These semantically similar sets in ViCC thereby provide an advantage for video representation learning over methods that use contrastive instance learning.

#### C.1.2 Cluster evaluation

In this section, we evaluate the hard assignment of our prototype sets with standard cluster evaluation measures as






Figure 5. **Visualization of rounded assignments to random ViCC prototypes** using videos from UCF101. Samples with high similarity scores (visualized on the samples) to the prototypes are shown. The ground truth labels of all the video samples are included below (not used during training).

Method	Acc	NMI	ARI	Entropy	Max Purity
ViCC-RGB-1	32.3	62.5	16.4	1.6	36.8
ViCC-Flow-1	34.4	63.1	17.6	1.5	39.1
ViCC-RGB-2	40.8	67.8	24.5	1.4	45.1
ViCC-Flow-2	40.3	67.0	23.5	1.4	45.3

Table 6. **Cluster evaluation of ViCC prototypes** when rounding the assignments evaluated on the UCF101 test set.

done in [7, 3]. Although the ground truth number of clusters is not known in advance for self-supervised training, we set the number of prototypes to  $K=101$  for evaluation purposes only to match the number of class labels for UCF101. The Hungarian algorithm [36] is then used to match self-supervised labels to the ground truth labels to obtain accuracy (Acc). We also report the Normalized Mutual Information (NMI), Adjusted Rand Index (ARI), mean entropy per cluster (where the optimal number is 0) and mean maximal purity per cluster as defined in [3]. For example, the NMI ranges from 0 (no mutual information) to 100% (implying perfect correlation between self-supervised labels and the ground truth labels). Table 6 shows that our prototypes from the cross-stream stage (RGB-2 and Flow-2) obtain better performance on all measures compared to prototypes learned only on their own stream (RGB-1 and Flow-1), achieving *e.g.* a higher NMI, lower mean entropy per cluster and higher mean maximal purity.

## C.2. t-SNE Visualization

In this section, we visualize ViCC representations of the UCF101 test set using the t-SNE clustering algorithm [62] to project features to 2D. For clarity, only 10 random action classes are visualized with a limited amount of random features for each class. Figure 6 shows the t-SNE visualization of features extracted from single-stream (RGB-1) and cross-stream (RGB-2) trained using the same number

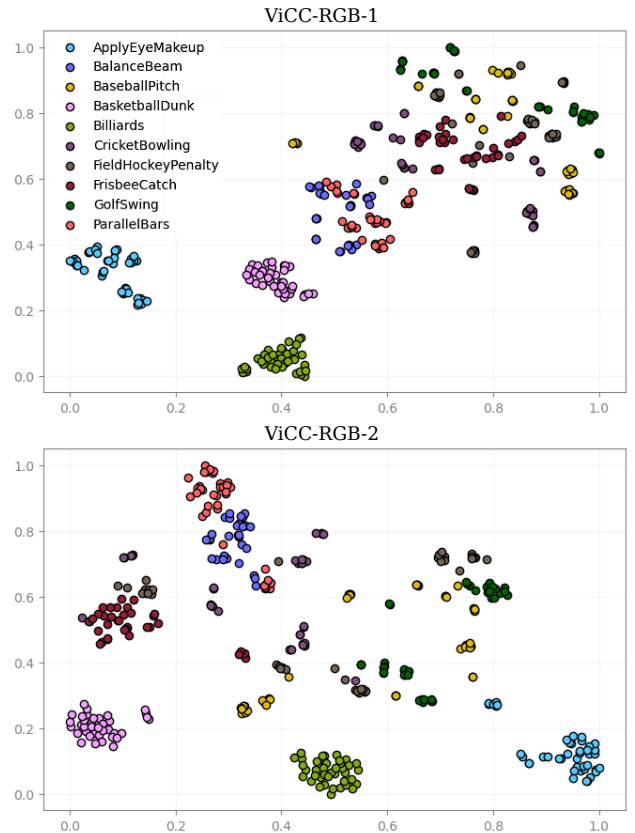


Figure 6. **t-SNE visualization** of the feature representations of UCF101 test set after 500 epochs of ViCC training. On the top RGB-1 single-stream is shown and on the bottom RGB-2 cross-stream.

of epochs (500). It can be observed that the inter-class distance between certain classes such as *CricketBowling* and *GolfSwing* is increased from RGB-1 to RGB-2. Moreover,

Method	Queue size		
	3840	1920	0
ViCC-RGB-2	84.5	84.3	84.7
ViCC-R+F-2	90.4	90.5	90.2

Table 7. **Impact of queue size.** We report Top-1 accuracy on action recognition finetuning on UCF101.

the intra-class distance is reduced for classes *FrisbeeCatch*, *BasketballDunk* and *ApplyEyeMakeup*, which can be attributed to the benefit of motion learning from the flow encoder in cross-stream.

### C.3. Impact of queue size

We investigate the effect of the queue size on performance. The queue is used in the assignment of features to  $K$  prototypes. In theory, using more features in each iteration on top of the current batch should result in a more accurate assignment for the Sinkhorn-Knopp algorithm. Results for queue sizes  $\{3840, 1920, 0\}$  are shown in Table 7. We report Top-1 accuracy on action recognition on UCF101 finetuning. For queue size 3840, we observe that the larger queue size is not necessary or beneficial for UCF101 self-supervised pretraining, as the differences in performance are minimal. We also find that using no queue almost performs on par with our default queue size of 1920. We conjecture that our mini-batches may already provide enough features for ViCC self-supervision on UCF101.