

A NOTE ON AUGMENTED UNPROJECTED KRYLOV SUBSPACE METHODS*

KIRK M. SOODHALTER[†]

Abstract. Subspace recycling iterative methods and other subspace augmentation schemes are a successful extension to Krylov subspace methods in which a Krylov subspace is augmented with a fixed subspace spanned by vectors deemed to be helpful in accelerating convergence or conveying knowledge of the solution. Recently, a survey was published, in which a framework describing the vast majority of such methods was proposed [Soodhalter et al, GAMM-Mitt. 2020]. In many of these methods, the Krylov subspace is one generated by the system matrix composed with a projector that depends on the augmentation space. However, it is not a requirement that a projected Krylov subspace be used. There are augmentation methods built on using Krylov subspaces generated by the original system matrix, and these methods also fit into the general framework.

In this note, we observe that one gains implementation benefits by considering such augmentation methods with unprojected Krylov subspaces in the general framework. We demonstrate this by applying the idea to the R³GMRES method proposed in [Dong et al. ETNA 2014] to obtain a simplified implementation and to connect that algorithm to early augmentation schemes based on flexible preconditioning [Saad. SIMAX 1997].

Key words. Krylov subspaces, augmentation, recycling, discrete ill-posed problems

AMS subject classifications. 65F10, 65F50, 65F08

1. Introduction. Augmented and recycled Krylov subspace methods have been proposed for accelerating iterative methods for solving a linear system (e.g., [19]) or a sequences of linear systems (see, e.g., [23]) by approximating the solution to each linear system from the sum of a Krylov subspace \mathcal{V}_j and a fixed subspace \mathcal{U} . The survey [31] details many instances of such methods in the literature and proposes a framework which describes their general mechanics and common mathematical structure they all share. In most cases, the Krylov subspace use by such a method is a *projected* Krylov subspace, meaning the matrix is composed with a projector which depends on \mathcal{U} . However, there are examples in the literature of augmented methods which use an unprojected Krylov subspace built using the only the matrix, see, e.g., [7, 9]. Such methods necessarily also fit into the framework but are not generally described as such. In this note, we focus on one such method, R³GMRES, proposed in [7]; we show how considering it as an augmented method in the framework from [31] allows for a simpler implementation built on well-understood algorithmic blocks from classical GMRES [29]. In addition, we point out that the R³GMRES can be related to an older augmentation scheme built on flexible preconditioning [28].

2. Background. In principle, the R³GMRES can be applied to any linear problem, but it is proposed specifically to treat discrete ill-posed problems. Therefore, we begin with a brief description of the ill-posed problem setting.

Ill-posed problems arise often in the context of scientific applications in which one cannot directly observe the object or quantity of interest. However, indirect observations or measurements can be made, and the observable data y can be represented as the wanted observation x being acted upon by an operator A (here assumed to be linear). Thus we want to solve the operator equation

$$(2.1) \quad Ax = y,$$

often formulated in Hilbert spaces. In this note, we simplify to the case that the solution and data spaces are the same Hilbert space H , with $A : H \rightarrow H$ and $x, y \in H$. The difficulty

*Received... Accepted... Published online on... Recommended by....

[†]School of Mathematics, Trinity College Dublin, The University of Dublin, College Green, Dublin 2, Ireland. (ksoodha@maths.tcd.ie).

then is that these problems are generally ill-posed (in the sense of Hadamard [14]), and thus x does not depend continuously on the on the right-hand side. As y is often derived from measurements, one has instead a perturbed y^δ such that $\|y - y^\delta\|_2 < \delta$. Thus, due to the ill-posedness, solving eq. (2.1) with y^δ is not guaranteed to produce a meaningful solution, as the small perturbations from the measurement error can produce unbounded fluctuations in $\|x - x^\delta\|$, where x^δ is the reconstructed solution associated to y^δ .

In this note, we consider a discretized, finite dimensional version of this problem,

$$(2.2) \quad \mathbf{Ax} = \mathbf{b} \quad \text{with} \quad \mathbf{A} \in \mathbb{R}^{n \times n} \quad \text{and} \quad \mathbf{b} \in \mathbb{R}^n,$$

which are generally taken to have large condition number and singular values which decrease smoothly, with no breaks to indicate a separation between the well-posed and ill-posed parts of the discrete problem. As this is a finite-dimensional discretized problem, we no longer expect perturbations in the right-hand side to produce unbounded perturbations in the reconstructed solution, but they are generally still large enough to render the reconstructed solution useless. Thus, we must consider regularization methods. In this note, we concern ourselves with some GMRES-based regularization techniques for sparse, large-scale problems, but there is an extensive literature on the topics of Krylov subspace methods and hybrid methods; see, e.g., the surveys [3, 12].

In the next section, we review some general mathematics behind Krylov subspace methods. We explain briefly GMRES before turning our attention to augmented Krylov subspace methods. In Section 4, we review the basic mechanics of augmented/recycled Krylov subspace methods, particularly in the context of the framework proposed in [31]. In Section 5, we show how the \mathbf{R}^3 GMRES method can be simplified by casting it in the framework. Finally, we demonstrate the behavior of the new implementation with some numerical experiments in Section 6.

NOTATION 1. *In this paper, we denote by $\mathbf{I}_\ell \in \mathbb{R}^{\ell \times \ell}$ the identity matrix acting on \mathbb{R}^ℓ , and if the dimensions are understood from context, we simply write \mathbf{I} . Additionally, $\underline{\mathbf{I}}_\ell \in \mathbb{R}^{(\ell+1) \times \ell}$ denotes the same identity matrix but with an extra row of zeros appended at the bottom. We denote the initial error $\boldsymbol{\eta}_0 = \mathbf{x} - \mathbf{x}_0$ and the initial residual $\mathbf{r}_0 = \mathbf{A}\boldsymbol{\eta}_0 = \mathbf{b} - \mathbf{A}\mathbf{x}_0$. The vector \mathbf{e}_i denotes the i th canonical basis vectors whose length is defined by context.*

3. Background. In this section, we begin with a general description of Krylov subspace iterative methods, specifically the Generalized Minimum Residual Method (GMRES). We then offer a brief review of augmented Krylov methods, which have been developed both in the well-posed and ill-posed problems literature. We observe that there has been some overlap in the developments in the two communities.

3.1. Krylov Subspace Methods. Krylov subspace iterative methods are a well-known class of methods for the solution of linear systems as well as other types of problems. For solving a linear system of the form eq. (2.2) with $\mathbf{A} \in \mathbb{R}^{n \times n}$ and $\mathbf{b} \in \mathbb{R}^n$, one builds the Krylov subspace

$$\mathcal{K}_j(\mathbf{A}, \mathbf{r}_0) = \{\mathbf{r}_0, \mathbf{A}\mathbf{r}_0, \mathbf{A}^2\mathbf{r}_0, \dots, \mathbf{A}^{j-1}\mathbf{r}_0\}$$

iteratively (at the cost of one matrix-vector product per iteration) where for an initial approximation \mathbf{x}_0 we have that $\mathbf{r}_0 = \mathbf{b} - \mathbf{A}\mathbf{x}_0$ is the initial residual. At iteration j , a correction $\mathbf{t}_j \in \mathcal{K}_j(\mathbf{A}, \mathbf{r}_0)$ is selected according to some constraint on the residual $\mathbf{r}_j = \mathbf{b} - \mathbf{A}\mathbf{x}_j$, where $\mathbf{x}_j = \mathbf{x}_0 + \mathbf{t}_j$ is the j th approximation. We call \mathbf{t}_j a *correction* and the space from which it is drawn the *correction space*. In this paper, we focus on the Generalized Minimum Residual Method (GMRES) [29] in which we select

$$(3.1) \quad \mathbf{t}_j \in \mathcal{K}_j(\mathbf{A}, \mathbf{r}_0) \quad \text{such that} \quad \mathbf{r}_j \perp \mathbf{A}\mathcal{K}_j(\mathbf{A}, \mathbf{r}_0).$$

Such an orthogonality condition on the residual is called a *Petrov-Galerkin condition*. Methods with such a residual orthogonality constraint are often called *residual projection methods* because the constraint leads to a projection (oblique or orthogonal) of the residual. This particular constraint is equivalent to solving the residual minimization problem

$$(3.2) \quad \mathbf{t}_j = \underset{\mathbf{t} \in \mathcal{K}_j(\mathbf{A}, \mathbf{r}_0)}{\operatorname{argmin}} \quad \|\mathbf{b} - \mathbf{A}(\mathbf{x}_0 + \mathbf{t})\|_2,$$

and the residual is projected orthogonally (implicitly) to obtain the updated approximation, with

$$(3.3) \quad \mathbf{t}_j = \mathbf{P}_{\mathcal{K}_j} \boldsymbol{\eta}_0 \quad \text{and} \quad \mathbf{r}_j = (\mathbf{I} - \mathbf{Q}_{\mathcal{K}_j}) \mathbf{r}_0,$$

with $\mathbf{P}_{\mathcal{K}_j}$ being the $(\mathbf{A}^* \mathbf{A})$ -orthogonal projector onto $\mathcal{K}_j(\mathbf{A}, \mathbf{r}_0)$, and $\mathbf{Q}_{\mathcal{K}_j}$ being the orthogonal projector onto $\mathbf{A}\mathcal{K}_j(\mathbf{A}, \mathbf{r}_0)$. During the iteration, one builds an orthonormal basis for $\mathcal{K}_j(\mathbf{A}, \mathbf{r}_0)$ one vector at-a-time using the Arnoldi process. At iteration j , the process has generated

$$\mathbf{V}_{j+1} = [\mathbf{v}_1 \quad \mathbf{v}_2 \quad \cdots \quad \mathbf{v}_{j+1}] \in \mathbb{R}^{n \times (j+1)} \quad \text{and} \quad \underline{\mathbf{H}}_j \in \mathbb{R}^{(j+1) \times j},$$

where the columns of \mathbf{V}_j form an orthonormal basis for $\mathcal{K}_j(\mathbf{A}, \mathbf{r}_0)$, and $\underline{\mathbf{H}}_j$ is an upper Hessenberg matrix (with zeros below the first subdiagonal) containing the orthogonalization coefficients. From the construction of the basis, we get the Arnoldi relation

$$(3.4) \quad \mathbf{A}\mathbf{V}_j = \mathbf{V}_{j+1}\underline{\mathbf{H}}_j = \mathbf{V}_j\mathbf{H}_j + h_{j+1,j}\mathbf{v}_{j+1}\mathbf{e}_j^T,$$

where $\mathbf{H}_j \in \mathbb{R}^{j \times j}$ is simply the first j rows of $\underline{\mathbf{H}}_j$. From (3.4), one can reduce the minimization (3.2) to a smaller $(j+1) \times j$ least-squares minimization problem

$$(3.5) \quad \mathbf{y}_j = \underset{\mathbf{y} \in \mathbb{R}^j}{\operatorname{argmin}} \quad \left\| \underline{\mathbf{H}}_j \mathbf{y} - \beta \mathbf{e}_1^{(j+1)} \right\|_2 \quad \text{and} \quad \mathbf{t}_j = \mathbf{V}_j \mathbf{y}_j,$$

where $\beta = \|\mathbf{r}_0\|_2$. The standard implementation dictates that we compute the QR-factorization $\underline{\mathbf{H}}_j = \mathbf{Q}_j \mathbf{R}_j$ using Givens rotations, where $\mathbf{Q}_j \in \mathbb{R}^{(j+1) \times (j+1)}$ is an orthogonal matrix, and $\mathbf{R}_j \in \mathbb{R}^{(j+1) \times j}$ is upper triangular. Via the normal equations, we can recast the minimization in eq. (3.5) as the solution of an upper triangular linear system

$$\mathbf{R}_j \mathbf{y}_j = (\mathbf{Q}_j^T (\beta \mathbf{e}_1))_{1:j},$$

where $\mathbf{R}_j \in \mathbb{R}^{j \times j}$ is simply the first j rows of \mathbf{R}_j , and $(\cdot)_{1:j}$ denotes taking the first j rows of the argument. This can be used to develop a progressive formulation of GMRES; but more importantly, it allows one to monitor the residual norm without computing the GMRES approximation at each iteration. One can show that the j th residual norm is simply the $(j+1)$ st row of $\mathbf{Q}_j^T (\beta \mathbf{e}_1)$ [29].

3.2. Range-restricted Krylov subspace methods. In the context of ill-posed problems, range-restricted methods have been proposed, wherein the Krylov subspace used is $\mathcal{K}_j(\mathbf{A}, \mathbf{A}\mathbf{r}_0)$ rather than simply generating with the residual \mathbf{r}_0 . The rationale in this setting is that the right-hand side (and therefore initial residual) may be profoundly noise-polluted in such a way that reduces the effectiveness of the Krylov subspace method. In such problems, the matrix \mathbf{A} is a discretized version of an operator that often has smoothing properties, meaning $\mathbf{A}\mathbf{r}_0$ is a smoothed version of the initial data, and using the range-restricted subspace will produce a more stable iteration. Range-restricted versions of GMRES [27, 21, 20] and MINRES [8] have been proposed, with the latter being a practical realization of the MR2 method discussed in Hanke's monograph [15].

3.3. Augmented methods for well- and ill-posed problems. Augmented Krylov subspace methods have been discussed in both the well- and ill-posed problems communities, though in each with different goals in mind. The term *augmented Krylov subspace method* describes here an iterative method in which, in addition to generating a Krylov subspace, one wishes to include vectors in the correction space deemed useful for more rapid solution of the problem.

In the context of solving well-posed problems, these methods have often been referred to as *subspace recycling methods*, communicating that these additional vectors come from a previously generated subspace and have been deemed important enough to save and reuse when the rest of the space is to be discarded. For example, at the end of a GMRES cycle, one may wish to retain some portion of the Krylov subspace to use in the next cycle. If one is solving a sequence of closely related linear systems, one may wish to retain part of a Krylov subspace generated to solve one system for use with solving a subsequent system. These may be, e.g., vectors spanning a subspace which has been determined to have strongly contributed to speed-of-convergence [5] or to maybe damp the influence of certain parts of the spectrum of the operator [19, 23]. Subspace recycling may also be useful when solving ill-posed problems in which the noise level is rather low, as the solution of such a problem may require many iterations.

In the context of large-scale, discrete ill-posed problems, one may also augment with vectors representing known features of the image, usually those which are highly local, such as discontinuous jumps or areas of high gradient, which an iterative method based on a Krylov subspace method may have difficulty resolving [7, 2, 1], but recycling-based strategies have also been shown to be effective for some applications [17]. Recently, using the framework from [31], augmented methods were analyzed formally [25] as regularization methods.

3.3.1. The augmentation framework. We briefly present a general residual constraint framework through which many augmented Krylov subspace methods can be viewed. For a more complete view of this framework, see [31] in terms of residual constraints on top of the existing work in [10, 11, 13].

In the framework, we approach augmented methods by constraining the residual over the sum of two subspaces, \mathcal{U} which is *fixed* and \mathcal{V}_j which is *built iteratively* (i.e., it generally is some sort of Krylov subspace). The subspace \mathcal{U} has dimension k and \mathcal{V}_j has dimension j at iteration j . We then take $\mathcal{U} + \mathcal{V}_j$ as our correction space. We can similarly construct a sum constraint space, $\tilde{\mathcal{U}} + \tilde{\mathcal{V}}_j$ with $\tilde{\mathcal{U}}$, $\tilde{\mathcal{V}}_j$ having the same respective dimensions. We assume for simplicity that $\dim(\mathcal{U} + \mathcal{V}_j) = \dim(\tilde{\mathcal{U}} + \tilde{\mathcal{V}}_j) = k + j$. Then the general augmented projection method becomes

$$(3.6) \quad \text{select } \mathbf{s}_j \in \mathcal{U} \quad \text{and} \quad \mathbf{t}_j \in \mathcal{V}_j \quad \text{such that} \quad \mathbf{b} - \mathbf{A}(\mathbf{x}_0 + \mathbf{s}_j + \mathbf{t}_j) \perp (\tilde{\mathcal{U}} + \tilde{\mathcal{V}}_j).$$

We represent these subspaces, respectively, by four matrices with columns spanning them, namely \mathbf{U} , $\tilde{\mathbf{U}} \in \mathbb{R}^{n \times k}$ and \mathbf{V}_j , $\tilde{\mathbf{V}}_j \in \mathbb{R}^{n \times j}$. We then can denote $\mathbf{s}_j = \mathbf{U}\mathbf{z}_j$ and $\mathbf{t}_j = \mathbf{V}_j\mathbf{y}_j$.

Associated to every such augmented projection method are a pair of projectors: $\mathbf{\Pi} = \mathbf{U}(\tilde{\mathbf{U}}^T \mathbf{A} \mathbf{U})^{-1} \tilde{\mathbf{U}}^T \mathbf{A}$, the projector onto \mathcal{U} along $(\mathbf{A}^T \tilde{\mathbf{U}})^\perp$, and $\mathbf{\Phi} = \mathbf{A} \mathbf{U}(\tilde{\mathbf{U}}^T \mathbf{A} \mathbf{U})^{-1} \tilde{\mathbf{U}}^T$, the projector onto $\mathbf{A}\mathcal{U}$ along $\tilde{\mathcal{U}}^\perp$. From [31], we see that the constraint eq. (3.6) can be reformulated as the projected approximation problem whereby we take \mathbf{y}_j as an approximate solution of

$$(3.7) \quad (\mathbf{I} - \mathbf{\Phi}) \mathbf{A} \mathbf{V}_j \mathbf{y}_j \approx (\mathbf{I} - \mathbf{\Phi}) \mathbf{r}_0$$

such that the residual satisfies

$$\hat{\mathbf{r}}_j := (\mathbf{I} - \Phi) (\mathbf{r}_0 - \mathbf{A} \mathbf{V}_j \mathbf{y}_j) \perp \tilde{\mathcal{V}}_j,$$

and we use projectors to compute

$$\mathbf{s}_j = \Pi \boldsymbol{\eta}_0 - \Pi \mathbf{t}_j \quad \text{where} \quad \Pi \boldsymbol{\eta}_0 = \mathbf{U} \left(\tilde{\mathbf{U}}^T \mathbf{A} \mathbf{U} \right)^{-1} \tilde{\mathbf{U}}^T \mathbf{r}_0,$$

meaning $\mathbf{z}_j = \left(\tilde{\mathbf{U}}^T \mathbf{A} \mathbf{U} \right)^{-1} \tilde{\mathbf{U}}^T \mathbf{r}_0 - \left(\tilde{\mathbf{U}}^T \mathbf{A} \mathbf{U} \right)^{-1} \tilde{\mathbf{U}}^T \mathbf{A} \mathbf{V}_j \mathbf{y}_j$; cf. eq. (4.3) for a practical implementation of this calculation. Appropriate choice of the subspace \mathcal{V}_j and implementation strategy allow \mathbf{z}_j to be able to be computed at low cost. See [31] for more details.

We note that it has been proven by multiple authors (e.g., [10, 11, 13, 4, 18]) that the residual of the full problem and the projected subproblem are, in fact, equal; i.e.,

$$\mathbf{r}_j = \mathbf{b} - \mathbf{A} (\mathbf{x}_0 + \mathbf{s}_j + \mathbf{t}_j) = \hat{\mathbf{r}}_j,$$

which means properties of the projected coefficient matrix in eq. (3.7) and the iterative method we use to approximate its solution (i.e., our choices of \mathcal{V}_j and $\tilde{\mathcal{V}}_j$) will dictate the convergence behavior of the augmented method. See [31] for references to these results.

REMARK 3.1. The augmentation framework point-of-view separates the choice of subspaces \mathcal{V}_j , $\tilde{\mathcal{V}}_j$ from the fact that minimizing over a pair of subspaces induces the projected subproblem eq. (3.7). However, although one can choose any pair of subspaces \mathcal{V}_j , $\tilde{\mathcal{V}}_j$, it is important to note that this choice should be made such that a method which can be efficiently implemented will result.

4. Augmented minimum residual methods. In this note, we focus on augmented minimum residual methods, in particular following from [31]. If a method minimizes the residual over a sum of subspaces, it *necessarily* fits into the augmentation framework, regardless of how \mathcal{V}_j is generated. We show in Section 4.1 that this can lead to simplified implementations of such methods, particularly as it relates to methods which augment *unprojected* Krylov subspace methods.

4.1. Minimum residual constraint on the sum of subspaces. This technique is a straightforward generalization of the minimum residual projection constraint eq. (3.1), i.e., that we require

$$\mathbf{b} - \mathbf{A} (\mathbf{x}_0 + \mathbf{s}_j + \mathbf{t}_j) \perp \mathbf{A} (\mathcal{U} + \mathcal{V}_j) \iff \tilde{\mathcal{U}} = \mathbf{A} \mathcal{U} \quad \text{and} \quad \tilde{\mathcal{V}}_j = \mathbf{A} \mathcal{V}_j.$$

This residual constraint underpins (either implicitly or explicitly) many augmented GMRES-type methods. Associated to this constraint are the, respectively, $\mathbf{A}^T \mathbf{A}$ -orthogonal projector onto \mathcal{U} and orthogonal projector onto $\mathbf{A} \mathcal{U}$

$$\Pi = \mathbf{U} \left(\mathbf{U}^T \mathbf{A}^T \mathbf{A} \mathbf{U} \right)^{-1} \mathbf{U}^T \mathbf{A}^T \mathbf{A} \quad \text{and} \quad \Phi = \mathbf{A} \mathbf{U} \left(\mathbf{U}^T \mathbf{A}^T \mathbf{A} \mathbf{U} \right)^{-1} \mathbf{U}^T \mathbf{A}^T.$$

For methods such as GMRES-DR [19] and GCRO-type methods, e.g., [5, 4, 23], the iteratively generated Krylov subspace matches with the projected subproblem eq. (3.7) with $\mathcal{V}_j = \mathcal{K}_j ((\mathbf{I} - \Phi) \mathbf{A}, (\mathbf{I} - \Phi) \mathbf{r}_0)$. Augmented methods based on range-restricted GMRES, e.g., [2], use $\mathcal{V}_j = \mathcal{K}_j ((\mathbf{I} - \Phi) \mathbf{A}, (\mathbf{I} - \Phi) \mathbf{A} \mathbf{r}_0)$.

With GCRO-based augmented (range-restricted) GMRES, one can implement either one small minimization problem over the augmented subspace or by directly using the above

framework to approximate the solution of eq. (3.7) by a GMRES minimization followed by a projection, as described above. Let

$$\mathcal{V}_j = \mathcal{K}_j((\mathbf{I} - \Phi) \mathbf{A}, (\mathbf{I} - \Phi) \mathbf{w}_0) \quad \text{where } \mathbf{w}_0 \in \{\mathbf{r}_0, \mathbf{A}\mathbf{r}_0\}.$$

Let \mathbf{V}_j be generated by the Arnoldi process so that we have

$$(\mathbf{I} - \Phi) \mathbf{A} \mathbf{V}_j = \mathbf{V}_{j+1} \underline{\mathbf{H}}_j.$$

ASSUMPTION 1. *The matrix \mathbf{U} is scaled so that $\mathbf{C} = \mathbf{A}\mathbf{U}$ has orthonormal columns, i.e., $\mathbf{C}^T \mathbf{C} = \mathbf{I}_k$ and $\Phi = \mathbf{C}\mathbf{C}^T$. This is not mathematically necessary, but it allows for various algorithmic simplifications.*

In [23], the authors approach recycling by deriving a modified Arnoldi relation

$$(4.1) \quad \mathbf{A} [\mathbf{U} \quad \mathbf{V}_j] = [\mathbf{C} \quad \mathbf{V}_{j+1}] \underline{\mathbf{G}}_j \quad \text{where } \underline{\mathbf{G}}_j = \begin{bmatrix} \mathbf{I}_k & \mathbf{B}_j \\ & \underline{\mathbf{H}}_j \end{bmatrix} \quad \text{and } \mathbf{B}_j = \mathbf{C}^T \mathbf{A} \mathbf{V}_j.$$

From this, one can satisfy eq. (3.6) by solving the small least squares problem

$$(4.2) \quad (\mathbf{z}_j, \mathbf{y}_j) = \underset{\substack{\mathbf{u} \in \mathbb{R}^k \\ \mathbf{v} \in \mathbb{R}^j}}{\operatorname{argmin}} \left\| [\mathbf{C} \quad \mathbf{V}_{j+1}]^T \mathbf{r}_0 - \underline{\mathbf{G}}_j \begin{bmatrix} \mathbf{z} \\ \mathbf{y} \end{bmatrix} \right\|_2.$$

This is in actuality not necessary for implementing the method, since it can be decoupled to solve a GMRES small least-squares problem for \mathbf{y}_j which then enables the solution of \mathbf{z}_j by back substitution; i.e.,

$$(4.3) \quad \mathbf{y}_j = \underset{\mathbf{y} \in \mathbb{C}^j}{\operatorname{argmin}} \left\| \beta \mathbf{e}_1 - \underline{\mathbf{H}}_j \mathbf{y} \right\| \quad \text{and } \mathbf{z}_j = \mathbf{C}^* \mathbf{r}_0 - \mathbf{B}_j \mathbf{y}_j.$$

However, eq. (4.1) is necessary to derive efficient computation of (harmonic) Ritz vectors for recycling, and eq. (4.2) is useful as a comparison to the coupled minimization in the proposed implementation of augmented unprojected (range-restricted) GMRES, which we discuss below.

4.2. Augmenting unprojected Krylov subspaces. In both the well- and ill-posed problems community, augmented methods have been proposed wherein an unprojected Krylov subspace is used, in [28] $\mathcal{V}_j = \mathcal{K}_j(\mathbf{A}, \mathbf{r}_0)$ and in [7] $\mathcal{V}_j = \mathcal{K}_j(\mathbf{A}, \mathbf{A}\mathbf{r}_0)$. We discuss briefly some implementation details of these methods *which are relevant to the present note*, but one should read the cited papers and references therein for complete implementation details. It has also been observed that under certain circumstances in which there are strict constraints on the amount of computations one can perform per iteration, an unprojected augmented method may be preferred (or indeed be the only option); see [26].

4.2.1. Flexible GMRES-based augmentation for well-posed problems. In [28], Saad proposes augmenting an already constructed Krylov subspace $\mathcal{K}_j(\mathbf{A}, \mathbf{r}_0)$ with a subspace $\mathcal{W} = \operatorname{span}\{\mathbf{w}_1, \mathbf{w}_2, \dots, \mathbf{w}_k\}$ by treating the basis vectors of \mathcal{W} as those resulting from the action of successive implicit flexible preconditioners. The augmentation process is embedded in an iteration of flexible GMRES. This minimum residual method can be described in the language of the framework by identifying that the correction space in this setting is $\underbrace{\mathcal{K}_j(\mathbf{A}, \mathbf{r}_0)}_{\mathcal{V}_j} + \underbrace{\mathcal{W}}_{\mathcal{U}}$, and the constraint space is $\underbrace{\mathbf{A}\mathcal{K}_j(\mathbf{A}, \mathbf{r}_0)}_{\tilde{\mathcal{V}}_j} + \underbrace{\mathbf{A}\mathcal{W}}_{\tilde{\mathcal{U}}}$, where the flexible Arnoldi

process produces an orthonormal basis for the constraint space. An outline of this method is shown in Algorithm 1.

Algorithm 1: One cycle of Flexible GMRES-based augmentation from [28]

```

Input :  $\mathbf{A} \in \mathbb{R}^{n \times n}$ ,  $\mathbf{b}, \mathbf{x}_0 \in \mathbb{R}^n$ ,  $\mathbf{W} \in \mathbb{R}^{n \times k}$ ,  $\mathbf{m} > 0$ 
1  $\mathbf{r}_0 = \mathbf{b} - \mathbf{A}\mathbf{x}_0$ ;  $\beta = \|\mathbf{r}_0\|$ ;  $\mathbf{v}_1 = \mathbf{r}_0/\beta$ ;
2 for  $i = 1, 2, \dots, k + m$  do
3   if  $i < m$  then
4      $\mathbf{v}_{i+1} = \mathbf{A}\mathbf{v}_i$ ;
5   else
6      $\mathbf{v}_{i+1} = \mathbf{A}\mathbf{w}_{i-m+1}$ ;
7   end
8   for  $k = 1, 2, \dots, i$  do
9      $h_{ki} = \mathbf{v}_k^* \mathbf{v}_{i+1}$ ;
10     $\mathbf{v}_{i+1} \leftarrow \mathbf{v}_{i+1} - h_{ki} \mathbf{v}_k$ ;
11  end
12   $h_{i+1,i} = \|\mathbf{v}_{i+1}\|$ ;
13   $\mathbf{v}_{i+1} \leftarrow \mathbf{v}_{i+1}/h_{i+1,i}$ ;
14   $\mathbf{y}_i = \underset{\mathbf{y} \in \mathbb{R}^i}{\operatorname{argmin}} \|\beta \mathbf{e}_1 - \mathbf{H}_i \mathbf{y}\|$ ;
15   $\mathbf{x}_i = \mathbf{x}_0 + \mathbf{V}_i \mathbf{y}_i$ ;
16 end

```

4.2.2. Augmentation of (range-restricted) methods for solving ill-posed problems.

In the context of solving discrete ill-posed problems using augmented iterative techniques, it has been asserted in [7] that it may be preferable to employ augmentation techniques with an unprojected Krylov subspace. This is in part motivated by the use of projected Krylov subspaces in [1]. The authors argue that the subspace \mathcal{U} should contain (approximations of) known features of the image. However, if these features are poor approximations of image features (e.g., a misplaced discontinuity), it is asserted that the use of a projected Krylov subspace can cause the iteration to semi-converge to a poor quality solution. Conversely, for solving a well-posed problem, the iteration would eventually recover and converge. The authors suggest using $\mathcal{V}_j = \mathcal{K}_j(\mathbf{A}, \mathbf{w}_0)$, with $\mathbf{w}_0 \in \{\mathbf{r}_0, \mathbf{A}\mathbf{r}_0\}$ preferring $\mathbf{w}_0 = \mathbf{A}\mathbf{r}_0$ (i.e., a range-restricted method) as it tends to yield superior performance for their experiments [7].

REMARK 4.1. For the case $\mathbf{w}_0 = \mathbf{r}_0$, we observe that the method shown in [7] is equivalent to the augmentation in a flexible preconditioning framework proposed by Saad [28], an equivalence noted in [31].

5. Framework perspective allows for algorithmic simplifications.

Again, for implementation purposes, we invoke Assumption 1, i.e., that $\mathbf{C} = \mathbf{A}\mathbf{U}$ has orthonormal columns. At each iteration of the Arnoldi process for $\mathcal{K}_j(\mathbf{A}, \mathbf{w}_0)$, the method proposed in [7] requires an orthonormal basis for the columns of $\mathbf{A} [\mathbf{V}_j \quad \mathbf{U}]$. Unlike with GCRO-type methods, this does not come for free since the Krylov subspace is unprojected. We show in the following subsection that approaching this method from the framework point-of-view allows us to avoid the algorithmic complication of this orthogonalization. The framework enables us to solve for least-squares approximate solutions of the projected problem eq. (3.7) over the unprojected Krylov subspace $\mathcal{K}_j(\mathbf{A}, \mathbf{w}_0)$ and then subsequently obtain an addition correction over \mathcal{U} to obtain the full approximation without additional orthogonalization complications. Furthermore, this new formulation allows for the estimation of the residual norm, meaning that similar to an efficient implementation of GMRES, neither the full approximation nor the residual need to be computed until possible convergence has been detected.

5.1. Simplified unprojected augmented GMRES. We derive here a simplified version of R^3 GMRES in [7]. We begin our derivation similar to that in [7] by assuming one must progressively orthogonalize \mathbf{C} against the Arnoldi vectors, but through our derivation we show this is actually not necessary.

Let

$$\widehat{\mathbf{C}}_1 = \mathbf{C} - \mathbf{v}_1 (\mathbf{v}_1^T \mathbf{C}) \quad \text{and} \quad \widehat{\mathbf{C}}_1 = \mathbf{C}_1 \mathbf{F}_1 \text{ (skinny QR-factorization).}$$

At each iteration i , this orthogonalization must be updated after \mathbf{v}_{i+1} has been generated, and this can be performed recursively

$$\widehat{\mathbf{C}}_{i+1} = \mathbf{C}_i - \mathbf{v}_{i+1} (\mathbf{v}_{i+1}^T \mathbf{C})_i \quad \text{and} \quad \widehat{\mathbf{C}}_{i+1} = \mathbf{C}_{i+1} \widehat{\mathbf{F}}_{i+1} \text{ (skinny QR-factorization).}$$

From this, one gets the new modified Arnoldi factorization

$$(5.1) \quad \mathbf{A} [\mathbf{V}_j \quad \mathbf{U}] = [\mathbf{V}_{j+1} \quad \mathbf{C}_j] \widehat{\mathbf{G}}_j \quad \text{with} \quad \widehat{\mathbf{G}}_j = \begin{bmatrix} \mathbf{H}_j & \mathbf{D}_j \\ & \mathbf{F}_j \end{bmatrix},$$

where $\mathbf{D}_j = \mathbf{V}_{j+1}^T \mathbf{C}$ and $\mathbf{F}_j = \mathbf{C}_j^T \mathbf{C}$. One observes that \mathbf{D}_j can be constructed iteratively, as

$$\mathbf{D}_j = \mathbf{V}_{j+1}^T \mathbf{C} = \begin{bmatrix} \mathbf{V}_j^T \mathbf{C} \\ \mathbf{v}_{j+1}^T \mathbf{C} \end{bmatrix} = \begin{bmatrix} \mathbf{D}_{j-1} \\ \mathbf{d}_j \end{bmatrix},$$

where $\mathbf{d}_j = \mathbf{v}_{j+1}^T \mathbf{C}$.

As with GCRO-based methods, the minimization reduces to a small least-squares problem similar to eq. (4.2), namely

$$(5.2) \quad (\mathbf{z}_j, \mathbf{y}_j) = \underset{\substack{\mathbf{z} \in \mathbb{R}^k \\ \mathbf{y} \in \mathbb{R}^j}}{\operatorname{argmin}} \left\| [\mathbf{V}_{j+1} \quad \mathbf{C}_j]^T \mathbf{r}_0 - \widehat{\mathbf{G}}_j \begin{bmatrix} \mathbf{y} \\ \mathbf{z} \end{bmatrix} \right\|_2.$$

This is the minimization that is then explicitly solved in [7]. However, just like the GCRO-based methods, this minimization over the sum of subspaces can be rewritten as the approximation of the solution of a projected subproblem eq. (3.7) over \mathcal{V}_j whose solution is then projected onto \mathcal{U} to get \mathbf{s}_j . The difference here is that \mathcal{V}_j is the Krylov subspace associated to the unprojected problem; i.e., $\mathcal{V}_j = \mathcal{K}_j(\mathbf{A}, \mathbf{w}_0)$.

The method proposed in [7] is a residual minimization over the sum of two spaces; thus it must fit into the framework introduced in Section 4.1. Our task here is to understand how this residual minimization over the sum of two spaces can be rewritten as a minimization for a projected subproblem, just as we have described for GCRO-based methods. This brings us to the main result,

THEOREM 5.1. *Let $\mathcal{V}_j = \mathcal{K}_j(\mathbf{A}, \mathbf{w}_0)$ where $\mathbf{w}_0 \in \{\mathbf{r}_0, \mathbf{A}\mathbf{r}_0\}$. Minimizing the residual over the sum of spaces $\mathcal{U} + \mathcal{V}_j$ as described in both [28] and [7] is equivalent to computing \mathbf{y}_j satisfying*

$$(5.3) \quad \left(\mathbf{H}_j^T \mathbf{H}_j - \mathbf{H}_j^T \mathbf{D}_j \mathbf{D}_j^T \mathbf{H}_j \right) \mathbf{y}_j = \mathbf{H}_j^T (\mathbf{V}_{j+1}^T (\mathbf{I} - \Phi) \mathbf{r}_0)$$

and $\mathbf{z}_j = \mathbf{C}_j^T \mathbf{r}_0 - \mathbf{D}_j^T \mathbf{H}_j \mathbf{y}_j$. Furthermore, this is equivalent to finding $\mathbf{t}_j = \mathbf{V}_j \mathbf{y}_j \in \mathcal{V}_j$ which satisfies a least-squares minimization applied to the projected subproblem eq. (3.7), namely

$$(5.4) \quad \text{select } \mathbf{t}_j \in \mathcal{V}_j \text{ such that } \|(\mathbf{I} - \Phi)(\mathbf{b} - \mathbf{A}(\mathbf{x}_0 + \mathbf{t}_j))\| \text{ is minimized.}$$

We note that the latter result was observed to be true in [31].

Proof. One can take a couple of different approaches to see how one solves the projected subproblem. Here we follow the approach in [24], wherein we form the normal equations of eq. (5.2)

$$(5.5) \quad \begin{bmatrix} \mathbf{F}_j^T & \mathbf{D}_j^T \\ & \mathbf{H}_j^T \end{bmatrix} \begin{bmatrix} \mathbf{F}_j & \\ \mathbf{D}_j & \mathbf{H}_j \end{bmatrix} \begin{bmatrix} \mathbf{z}_j \\ \mathbf{y}_j \end{bmatrix} = \begin{bmatrix} \mathbf{F}_j^T & \mathbf{D}_j^T \\ & \mathbf{H}_j^T \end{bmatrix} \begin{bmatrix} \mathbf{C}^T \mathbf{r}_0 \\ \mathbf{V}_{j+1}^T \mathbf{r}_0 \end{bmatrix} \iff \\ \begin{bmatrix} \mathbf{F}_j^T \mathbf{F}_j + \mathbf{D}_j^T \mathbf{D}_j & \mathbf{D}_j^T \mathbf{H}_j \\ \mathbf{H}_j^T \mathbf{D}_j & \mathbf{H}_j^T \mathbf{H}_j \end{bmatrix} \begin{bmatrix} \mathbf{z}_j \\ \mathbf{y}_j \end{bmatrix} = \begin{bmatrix} (\mathbf{D}_j^T \mathbf{V}_{j+1}^T + \mathbf{F}_j^T \mathbf{C}_j^T) \mathbf{r}_0 \\ \mathbf{H}_j^T \mathbf{V}_{j+1}^T \mathbf{r}_0 \end{bmatrix}$$

A block LU-factorization of the system matrix allows us to eliminate \mathbf{z}_j from the second equation, yielding the equations

$$\begin{aligned} (\mathbf{F}_j^T \mathbf{F}_j + \mathbf{D}_j^T \mathbf{D}_j) \mathbf{z}_j + \mathbf{D}_j^T \mathbf{H}_j \mathbf{y}_j &= (\mathbf{D}_j^T \mathbf{V}_{j+1}^T + \mathbf{F}_j^T \mathbf{C}_j^T) \mathbf{r}_0 \quad \text{and} \\ (\mathbf{H}_j^T \mathbf{H}_j - \mathbf{H}_j^T \mathbf{D}_j (\mathbf{D}_j^T \mathbf{D}_j + \mathbf{F}_j^T \mathbf{F}_j)^{-1} \mathbf{D}_j^T \mathbf{H}_j) \mathbf{y}_j &= \mathbf{H}_j^T \mathbf{V}_{j+1}^T \mathbf{r}_0 \\ &\quad - \mathbf{H}_j^T \mathbf{D}_j (\mathbf{D}_j^T \mathbf{D}_j + \mathbf{F}_j^T \mathbf{F}_j)^{-1} (\mathbf{D}_j^T \mathbf{V}_{j+1}^T + \mathbf{F}_j^T \mathbf{C}_j^T) \mathbf{r}_0. \end{aligned}$$

Observe now that if we substitute the definitions of \mathbf{D}_j and \mathbf{F}_j into the latter equations, we get that

$$\mathbf{D}_j^T \mathbf{D}_j + \mathbf{F}_j^T \mathbf{F}_j = \mathbf{C}^T (\mathbf{V}_{j+1} \mathbf{V}_{j+1}^T + \mathbf{C}_j \mathbf{C}_j^T) \mathbf{C}.$$

By design, we have that $\mathcal{R}(\mathbf{V}_{j+1} \mathbf{V}_{j+1}^T \mathbf{C}) \oplus \mathcal{R}(\mathbf{C}_j) = \mathcal{C}$ which implies that

$$(5.6) \quad (\mathbf{V}_{j+1} \mathbf{V}_{j+1}^T + \mathbf{C}_j \mathbf{C}_j^T) \mathbf{C} = \mathbf{C},$$

and by assumption 1, we get

$$(5.7) \quad \begin{aligned} \mathbf{z}_j &= (\mathbf{D}_j^T \mathbf{V}_{j+1}^T + \mathbf{F}_j^T \mathbf{C}_j^T) \mathbf{r}_0 - \mathbf{D}_j^T \mathbf{H}_j \mathbf{y}_j \quad \text{and} \\ (\mathbf{H}_j^T \mathbf{H}_j - \mathbf{H}_j^T \mathbf{D}_j \mathbf{D}_j^T \mathbf{H}_j) \mathbf{y}_j &= \mathbf{H}_j^T \mathbf{V}_{j+1}^T \mathbf{r}_0 - \mathbf{H}_j^T \mathbf{D}_j (\mathbf{D}_j^T \mathbf{V}_{j+1}^T + \mathbf{F}_j^T \mathbf{C}_j^T) \mathbf{r}_0. \end{aligned}$$

We finish by showing that the second set of equations are the normal equations for the least-squares problem eq. (5.4) from the statement of the theorem. One sees this by noting that

$$(\mathbf{H}_j^T \mathbf{H}_j - \mathbf{H}_j^T \mathbf{D}_j \mathbf{D}_j^T \mathbf{H}_j) = \mathbf{H}_j^T (\mathbf{I} - \mathbf{D}_j \mathbf{D}_j^T) \mathbf{H}_j = \mathbf{H}_j^T \mathbf{V}_{j+1}^T (\mathbf{I} - \mathbf{C} \mathbf{C}^T) \mathbf{V}_{j+1} \mathbf{H}_j,$$

and that $\mathbf{C} \mathbf{C}^T = \Phi$. For the right-hand side, one observes from the definition of \mathbf{D}_j that

$$\mathbf{H}_j^T \mathbf{D}_j (\mathbf{D}_j^T \mathbf{V}_{j+1}^T + \mathbf{F}_j^T \mathbf{C}_j^T) = \mathbf{V}_j^T \mathbf{A}^T \mathbf{C} \mathbf{C}^T (\mathbf{V}_{j+1} \mathbf{V}_{j+1}^T + \mathbf{C}_j \mathbf{C}_j^T).$$

As we have seen in eq. (5.6),

$$\mathbf{C}^T (\mathbf{V}_{j+1} \mathbf{V}_{j+1}^T + \mathbf{C}_j \mathbf{C}_j^T) = [(\mathbf{V}_{j+1} \mathbf{V}_{j+1}^T + \mathbf{C}_j \mathbf{C}_j^T) \mathbf{C}]^T = \mathbf{C}^T$$

which means the right-hand side of the second equation of (5.7) can be simplified as $\mathbf{H}_j^T \mathbf{V}_{j+1}^T (\mathbf{I} - \Phi) \mathbf{r}_0$. Thus we can rewrite eq. (5.7) yielding

$$(5.8) \quad \begin{aligned} \mathbf{z}_j &= \mathbf{C}^T \mathbf{r}_0 - \mathbf{D}_j^T \mathbf{H}_j \mathbf{y}_j \quad \text{and} \\ \mathbf{H}_j^T \mathbf{V}_{j+1}^T (\mathbf{I} - \Phi) \mathbf{V}_{j+1} \mathbf{H}_j \mathbf{y}_j &= \mathbf{H}_j^T \mathbf{V}_{j+1}^T (\mathbf{I} - \Phi) \mathbf{r}_0. \end{aligned}$$

Observing that the idempotency of projectors means $(\mathbf{I} - \Phi) = (\mathbf{I} - \Phi)^2$ completes the proof. \square

REMARK 5.2. We note that this result indicates the matrices \mathbf{C}_j and \mathbf{F}_j are not needed to implement $\mathbf{R}^3\text{GMRES}$, greatly simplifying the method, as it is no longer required to progressively orthogonalize \mathbf{C} with respect to the Arnoldi vectors.

The final step in developing an efficient implementation of $\mathbf{R}^3\text{GMRES}$ is to rewrite and simplify eq. (5.3) using the standard Givens-rotation-based progressive QR-factorization of $\underline{\mathbf{H}}_j$ which then enables the estimation of the residual norm without needing to compute the solution to eq. (5.3) at each iteration. Unlike GMRES or the GCRO- variants of augmented methods, an exact residual norm is not available without computing the residual itself, which we would like to avoid.

THEOREM 5.3. *Let $\underline{\mathbf{H}}_j = \mathbf{Q}_j \underline{\mathbf{R}}_j$ be the QR-factorization obtained progressively using Givens rotations. Then we can represent the coefficient vectors \mathbf{y}_j as the solution of the linear system*

$$(5.9) \quad (\mathbf{I} - \mathbf{M}_j \mathbf{M}_j^T) \mathbf{R}_j \mathbf{y}_j = \{\mathbf{Q}_j^T (\mathbf{V}_{j+1}^T (\mathbf{I} - \Phi) \mathbf{r}_0)\}_{1:j}$$

where $\mathbf{M}_j = \{\mathbf{Q}_j^T \mathbf{D}_j\}_{1:j} \in \mathbb{R}^{j \times k}$. Furthermore, the residual norm satisfies

$$\|(\mathbf{I} - \mathbf{C}\mathbf{C}^T)(\mathbf{b} - \mathbf{A}(\mathbf{x}_0 + \mathbf{V}_j \mathbf{y}_j))\|^2 \leq |\mathbf{e}_{j+1}^T \mathbf{Q}_j^T \mathbf{V}_{j+1}^T \mathbf{r}_0|^2 + \|(\mathbf{I} - \mathbf{V}_{j+1} \mathbf{V}_{j+1}^T) \mathbf{r}_0\|^2,$$

a bound which can be updated progressively.

We note that if $\mathbf{w}_0 = \mathbf{r}_0$ then

$$\|(\mathbf{I} - \mathbf{V}_{j+1} \mathbf{V}_{j+1}^T) \mathbf{r}_0\| = 0.$$

If $\mathbf{w}_0 = \mathbf{A}\mathbf{r}_0$ one can progressively update and monitor this quantity by projecting \mathbf{r}_0 away from $\mathcal{K}_j(\mathbf{A}, \mathbf{A}\mathbf{r}_0)$. Furthermore, we point out that the low-rank perturbation of the identity appearing in eq. (5.9) can be inverted via the Sherman-Morrison-Woodbury identity if we do not wish to explicitly for that matrix, although one must take care of any stability issues which might arise from going this route.

Proof. Consider the QR-factorization $\underline{\mathbf{H}}_j = \mathbf{Q}_j \underline{\mathbf{R}}_j$, obtained progressively using Givens rotations. As has been observed in the derivation of GMRES in [29], we can write

$$\underline{\mathbf{H}}_j^T \underline{\mathbf{H}}_j = \underline{\mathbf{R}}_j^T \underline{\mathbf{R}}_j = \mathbf{R}_j^T \mathbf{R}_j.$$

With this, we can rewrite eq. (5.3) as

$$(5.10) \quad (\mathbf{R}_j^T \mathbf{R}_j - \underline{\mathbf{R}}_j^T \mathbf{Q}_j^T \mathbf{D}_j \mathbf{D}_j^T \mathbf{Q}_j \underline{\mathbf{R}}_j) \mathbf{y}_j = \underline{\mathbf{R}}_j^T \mathbf{Q}_j^T (\mathbf{V}_{j+1}^T (\mathbf{I} - \Phi) \mathbf{r}_0).$$

We assume that Arnoldi process has not broken down and thus \mathbf{R}_j is nonsingular. Thus, we can multiply the eq. (5.10) by \mathbf{R}_j^{-T} , yielding

$$(5.11) \quad (\mathbf{R}_j - \underline{\mathbf{I}}_j^T \mathbf{Q}_j^T \mathbf{D}_j \mathbf{D}_j^T \mathbf{Q}_j \underline{\mathbf{R}}_j) \mathbf{y}_j = \underline{\mathbf{I}}_j^T (\mathbf{Q}_j^T (\mathbf{V}_{j+1}^T (\mathbf{I} - \Phi) \mathbf{r}_0)).$$

Let $\mathbf{M}_j = \underline{\mathbf{I}}_j^T \mathbf{Q}_j^T \mathbf{D}_j \mathbf{D}_j^T \mathbf{Q}_j \underline{\mathbf{R}}_j \in \mathbb{R}^{j \times k}$. We can simplify eq. (5.11) by substituting in \mathbf{M}_j , which yields

$$(5.12) \quad (\mathbf{I} - \mathbf{M}_j \mathbf{M}_j^T) \mathbf{R}_j \mathbf{y}_j = \{\mathbf{Q}_j^T (\mathbf{V}_{j+1}^T (\mathbf{I} - \Phi) \mathbf{r}_0)\}_{1:j}.$$

If the rank- k outer product $\mathbf{M}_j \mathbf{M}_j^T$ does not have any unit eigenvalues then $(\mathbf{I} - \mathbf{M}_j \mathbf{M}_j^T)$ is invertible. We note that this is indeed the case since eq. (5.12) is derived from normal equations that have a unique solution, according to our underlying assumptions.

Recall from the proof of Theorem 5.1 that the solution to this linear system \mathbf{y}_j is the minimizer of $\|(\mathbf{I} - \mathbf{C}\mathbf{C}^T)(\mathbf{V}_{j+1}\mathbf{H}_j\mathbf{y} - \mathbf{r}_0)\|_2$. As $\mathbf{I} - \mathbf{C}\mathbf{C}^T$ is an orthogonal projection, its action either has no effect on the vector norm or it reduces the length. Thus we can estimate from above by disregarding the projector. Furthermore, this analysis should include the case that the Krylov subspace is range-restricted; thus \mathbf{r}_0 may not be in $\mathcal{R}(\mathbf{V}_{j+1})$. As it has been pointed out in (e.g., [22]) it suffices in this case to split the residual into $\mathbf{V}_{j+1}\mathbf{V}_{j+1}^T\mathbf{r}_0$ and the part in the orthogonal complement and to consider the minimization only on the part in the Krylov subspace. Thus we can write

$$\begin{aligned} \|(\mathbf{I} - \mathbf{C}\mathbf{C}^T)(\mathbf{V}_{j+1}\mathbf{H}_j\mathbf{y} - \mathbf{r}_0)\|^2 &\leq \|(\mathbf{V}_{j+1}\mathbf{H}_j\mathbf{y} - \mathbf{r}_0)\|^2 \\ &= \|(\mathbf{V}_{j+1}\mathbf{H}_j\mathbf{y} - \mathbf{V}_{j+1}\mathbf{V}_{j+1}^T\mathbf{r}_0) - (\mathbf{I} - \mathbf{V}_{j+1}\mathbf{V}_{j+1}^T)\mathbf{r}_0\|^2 \\ &= \|(\mathbf{V}_{j+1}\mathbf{H}_j\mathbf{y} - \mathbf{V}_{j+1}\mathbf{V}_{j+1}^T\mathbf{r}_0)\|^2 + \|(\mathbf{I} - \mathbf{V}_{j+1}\mathbf{V}_{j+1}^T)\mathbf{r}_0\|^2 \\ &= \|(\mathbf{Q}_j\mathbf{R}_j\mathbf{y} - \mathbf{V}_{j+1}^T\mathbf{r}_0)\|^2 + \|(\mathbf{I} - \mathbf{V}_{j+1}\mathbf{V}_{j+1}^T)\mathbf{r}_0\|^2 \\ &= \|(\mathbf{R}_j\mathbf{y} - \mathbf{Q}_j^T\mathbf{V}_{j+1}^T\mathbf{r}_0)\|^2 + \|(\mathbf{I} - \mathbf{V}_{j+1}\mathbf{V}_{j+1}^T)\mathbf{r}_0\|^2 \end{aligned}$$

The result follows from the same logic used to derive the GMRES residual monitoring strategy shown in, e.g., [29]. \square

We observe that the estimate of the residual norm is simply the residual norm one would obtain from applying non-augmented (range-restricted) GMRES to the problem. Thus, depending on the effectiveness of the augmentation, it will certainly overestimate the true residual norm. However, the residual norm estimate can be used in early iterations to avoid computing the residual until the estimate indicates convergence may be imminent. The strategy we advocate here is to use the ratio $\|\mathbf{r}_0\| / \|(\mathbf{I} - \mathbf{C}\mathbf{C}^T)\mathbf{r}_0\|$ as a scaling factor between the estimate of the norm and the actual norm. This scaling factor can be updated any time the code does an explicit residual computation, in the case we find that the estimate has falsely predicted convergence.

The matrix \mathbf{M}_j can be constructed progressively using Givens rotations. We initialize $\mathbf{m}_1 = \mathbf{d}_1$ and $\mathbf{m}_2 = \mathbf{d}_2$, reminding the reader that we are indexing the rows of \mathbf{M}_j . At iteration j , we set \mathbf{m}_{j+1} and use the j th Givens rotations to make the update

$$\begin{bmatrix} \mathbf{m}_j \\ \mathbf{m}_{j+1} \end{bmatrix} \leftarrow \begin{bmatrix} c_j & s_j \\ -s_j & c_j \end{bmatrix} \begin{bmatrix} \mathbf{m}_j \\ \mathbf{m}_{j+1} \end{bmatrix}$$

REMARK 5.4. We note for the reader that one could consider inserting the expression for \mathbf{y}_j to compute the norm of the residual, and attempt to obtain an exact recurrence on the residual norm. However, it does not appear that working this further produces either a progressive way to compute the residual norm or obtain a more refined estimate than in Theorem 5.3.

We bring all this together to present a simplified implementation of $\mathbf{R}^3\text{GMRES}$ in Algorithm 2. Note that following from the strategy advocated by de Sturler [6], we compute the QR-factorization $\mathbf{A}\hat{\mathbf{U}} = \mathbf{C}\mathbf{F}$, but we do not update $\mathbf{U} = \hat{\mathbf{U}}\mathbf{F}^{-1}$. For $\mathbf{z} \in \mathbb{R}^k$, it is generally cheaper when expanding $\mathbf{U}\mathbf{z}$ to calculate $\hat{\mathbf{U}}(\mathbf{F}^{-1}\mathbf{z})$. This is what we do in our implementation.

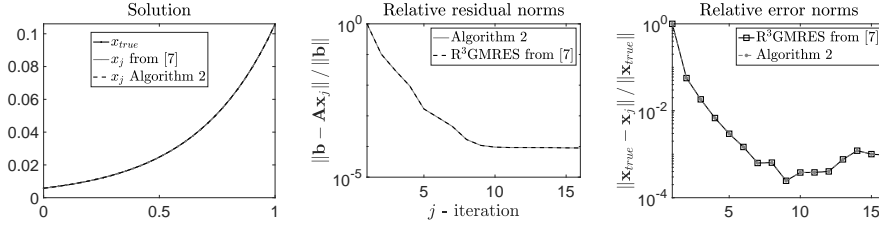
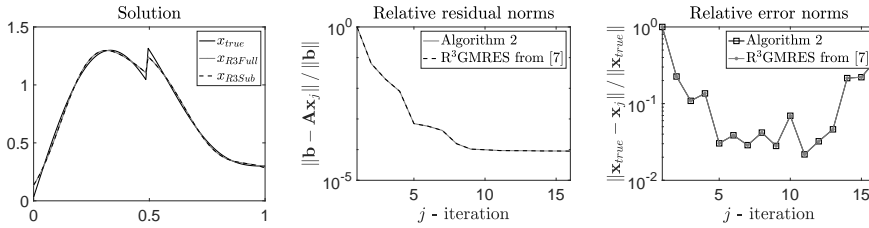
Algorithm 2: A simplified R³GMRES implementation (with range restriction)

```

Input :  $\mathbf{A} \in \mathbb{R}^{n \times n}$ ,  $\mathbf{x}_0, \mathbf{b} \in \mathbb{R}^n$ ,  $\mathbf{U} \in \mathbb{R}^{n \times k}$ ,  $\varepsilon_{tol} > 0$ 
1  $[\mathbf{C}, \mathbf{F}] = \text{QR}(\mathbf{A}\mathbf{U})$ 
2  $\mathbf{r}_0 = \mathbf{b} - \mathbf{A}\mathbf{x}_0$ ;  $\mathbf{w}_0 = \mathbf{A}\mathbf{r}_0$ 
3  $\gamma \leftarrow \|\mathbf{r}_0 - \mathbf{C}\mathbf{C}^T\mathbf{r}_0\| / \|\mathbf{r}\|_0$ 
4  $\mathbf{v}_1 \leftarrow \mathbf{w}_0 / \|\mathbf{w}_0\|_2$ 
5  $\mathbf{d}_1 \leftarrow \mathbf{v}_1^T \mathbf{C}$ 
6  $\mathbf{m}_1 \leftarrow \mathbf{d}_1$ 
7  $\mathbf{s}_1 = \mathbf{U} (\mathbf{F}^{-1} (\mathbf{C}^T \mathbf{r}_0))$ 
8 for  $i = 1, 2, \dots, j$  do
9    $\mathbf{v}_{i+1} \leftarrow \mathbf{A}\mathbf{v}_i$ 
10  for  $m = 1, 2, \dots, i$  do
11     $h_{mi} = \mathbf{v}_m^T \mathbf{v}_{i+1}$ 
12     $\mathbf{v}_{i+1} \leftarrow \mathbf{v}_{i+1} - h_{mi} \mathbf{v}_m$ 
13  end
14   $h_{i+1,i} = \|\mathbf{v}_{i+1}\|_2$ 
15   $\mathbf{v}_{i+1} = \mathbf{v}_{i+1} / h_{i+1,i}$ 
16   $\mathbf{d}_{i+1} = \mathbf{v}_{i+1}^T \mathbf{C}$ 
17   $\mathbf{m}_{i+1} \leftarrow \mathbf{d}_{i+1}$ 
18  Apply previous rotations to  $j$ th column of  $\mathbf{H}_j$ 
19  Obtain Givens sine and cosine  $s_j$  and  $c_j$  and updated  $\mathbf{R}_j$ 
20  Apply new rotations to update  $\hat{\mathbf{b}}_j = \mathbf{Q}_j^T \mathbf{V}_{j+1}^T \mathbf{r}_0$ 
21   $\begin{bmatrix} \mathbf{m}_j \\ \mathbf{m}_{j+1} \end{bmatrix} \leftarrow \begin{bmatrix} c_j & s_j \\ -s_j & c_j \end{bmatrix} \begin{bmatrix} \mathbf{m}_j \\ \mathbf{m}_{j+1} \end{bmatrix}$ 
22  if  $\gamma \cdot |\hat{\mathbf{b}}_j(j+1)| < \|\mathbf{r}_0\| \varepsilon_{tol}$  then
23    Solve  $(\mathbf{I} - \mathbf{M}_j \mathbf{M}_j^T) \mathbf{R}_j \mathbf{y}_j = \hat{\mathbf{b}}_j(1:j)$ 
24    Set  $\mathbf{t} \leftarrow \mathbf{V}_j \mathbf{y}_j$ 
25    Set  $\mathbf{s}_2 = -\mathbf{U} (\mathbf{F}^{-1} (\mathbf{D}_j^T \mathbf{H}_j \mathbf{y}_j))$ 
26    Set  $\mathbf{x} \leftarrow \mathbf{x}_0 + \mathbf{s}_1 + \mathbf{s}_2 + \mathbf{t}$ ;  $\mathbf{r} \leftarrow \mathbf{b} - \mathbf{A}\mathbf{x}$ 
27    if  $\|\mathbf{r}\| < \|\mathbf{r}_0\| \varepsilon_{tol}$  then
28      Exit loop and return
29    else
30       $\gamma \leftarrow \|\mathbf{r} - \mathbf{C}\mathbf{C}^T \mathbf{r}\| / \|\mathbf{r}\|$ 
31    end
32 end

```

6. Numerical Results. In this section, we demonstrate that Algorithm 2 performs as well as the version of the algorithm presented in [7] using code from the authors. The point here is not to compare the superiority of one version or the other, as neither code is optimized. Rather, as this note is laying out an alternative approach to the augmentation of unprojected Krylov subspaces, we demonstrate that our code delivers the same performance, verifying the alternative mathematical derivation in previous sections. We reproduce two experiments from [7] using Regularization Tools [16] with problem size $n = 256$. The noise vectors are generated from the normal distribution using `randn()`. For the experiments, we report the level of the noise relative to the size of the right-hand side, i.e., a relative noise level of 10^{-3} means that the 2-norm of the vector perturbing the right-hand-side \mathbf{b}_{true} is

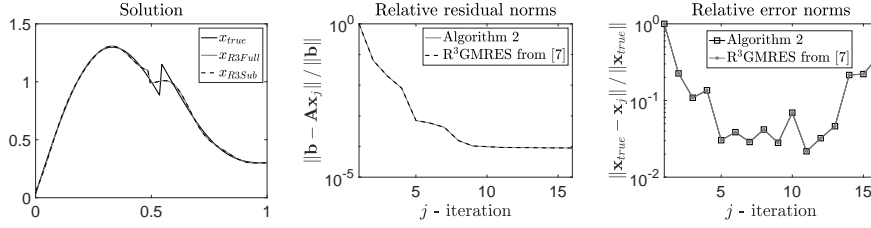
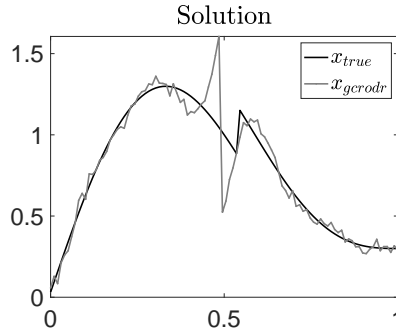
Fig. 6.1: Experiment: `deriv2()` testFig. 6.2: Experiment: `gravity()` test – correctly localized discontinuity

$10^{-3} \|b_{true}\|$. All experiments are performed in Matlab R2020a and we have established a repository [30] in which our code for Algorithm 2 is contained.

6.1. Experiment: `deriv2()` test. This reproduces the experiment in [7, Section 4.2] wherein augmentation is used to help encode known boundary conditions approximately so that the iteration focuses mostly on reconstructing the solution on the interior of the domain. The matrix is generated by the `deriv2()` function which produces a discretization of the Fredholm integral operator whose kernel is the Green's function of the second derivative operator. The relative noise level is 10^{-5} . Following [7, Section 4.2], we set $\mathcal{U} = \text{span} \left\{ \begin{bmatrix} 1 & 1 & \cdots & 1 \end{bmatrix}^T, \begin{bmatrix} 1 & 2 & \cdots & n \end{bmatrix}^T \right\}$. Results shown in Figure 6.1 demonstrate that the performance of the two implementations is virtually indistinguishable.

6.2. Experiment: `gravity()` test – correctly localized discontinuity. We generate the matrix A for this example using the `gravity()` function, which generates a discretization of a Fredholm integral operator of the first kind modeling a one-dimensional gravity surveying problem application posed on the interval $[0, 1]$. Relative noise level is 10^{-4} . We take the true solution produced by the function and introduce a discontinuity at $t = \frac{1}{2}$, as in [7, Section 4.3]. For this experiment, we assume we know the location of the discontinuity and set $\mathcal{U} = \text{span} \left\{ \begin{bmatrix} 0 & 0 & \cdots & 0 & 1 & \cdots & 1 \end{bmatrix}^T \right\}$ to correctly encode this discontinuity. In Figure 6.2, we see that the two implementations perform identically.

6.3. Experiment: `gravity()` test – incorrectly localized discontinuity. We construct the same problem as in the previous experiment. However, we move the discontinuity to a $t > \frac{1}{2}$. However, we encode the discontinuity incorrectly using the same \mathcal{U} as in the previous experiment. In Figure 6.3, we observe that both implementations again perform identically. Furthermore, one sees that minimization process reduces the influence of the falsely-placed discontinuity encoded by \mathcal{U} while trying to fit the true discontinuity. This has been noted in [7, Section 4.3] as a possible advantage in augmenting an unprojected Krylov

Fig. 6.3: Experiment: `gravity()` test – incorrectly localized discontinuityFig. 6.4: `gravity()` test – incorrectly localized discontinuity with projected Krylov subspace

subspace for solving an ill-posed problem, as the incorrectly-chosen \mathcal{U} does not influence which Krylov subspace is built. We contrast this with the best reconstruction produced by an augmented iterative solver using a projected Krylov subspace, $\mathcal{K}((\mathbf{I} - \Phi) \mathbf{A}, (\mathbf{I} - \Phi) \mathbf{r}_0)$, using a GCRO-type code. In Figure 6.4, we see that the method at its best still emphasizes the incorrectly localized discontinuity.

7. Discussion. The main goal in this note is to demonstrate that augmented Krylov subspace methods fit into the same framework from [31] enabling a simpler implementation in the style of a GCRO-DR type method. This leads us to observe that the $\mathbf{R}^3\text{GMRES}$ method is closely related to the augmentation strategy from [28]. With that perspective, we showed one can actually approximate the solution to a projected subproblem and projects the approximation to obtain the part from the augmented subspace. The benefit when applying this to the $\mathbf{R}^3\text{GMRES}$ method is we no longer need to progressively maintain an orthonormal basis to the full sum subspace $\mathbf{A}(\mathcal{U} + \mathcal{V}_j)$.

The numerical experiments we showed follow from what was done in [7], focusing on instances wherein one wants to enforce that the solution has an a priori known structure but accommodate the possibility that this knowledge is flawed. We contrasted this with the performance of a GCRO-type method to show how for an ill-posed problem, an augmented method with a projected Krylov subspace can over-emphasize the bad knowledge to an extent that it cannot recover due to the ill-posedness of the problem.

However, it should be noted that GCRO-based augmentation/recycling methods still exhibit superior performance when it comes to the acceleration of convergence for complicated, large-scale problems. Rather, this work highlights that it can be important to distinguish between “trustworthy” and “untrustworthy” information when using augmentation methods. A

future path to explore would be to consider mixing the two strategies more generally for situations when one has both trustworthy and untrustworthy/corrupted information one wishes to use without it corrupting the behavior of the solver.

Acknowledgments. The authors thanks Per Christian Hansen for an interesting discussion about this topic back when we could go to conferences in person and for sending the author an implementation of R^3 GMRES to validate against.

REFERENCES

- [1] J. BAGLAMA AND L. REICHEL, *Augmented GMRES-type methods*, Numerical Linear Algebra with Applications, 14 (2007), pp. 337–350, <https://doi.org/10.1002/nla.518>, <http://dx.doi.org/10.1002/nla.518>.
- [2] J. BAGLAMA AND L. REICHEL, *Decomposition methods for large linear discrete ill-posed problems*, Journal of Computational and Applied Mathematics, 198 (2007), pp. 332–343, <https://doi.org/10.1016/j.cam.2005.09.025>, <http://dx.doi.org/10.1016/j.cam.2005.09.025>.
- [3] J. CHUNG AND S. GAZZOLA, *Computational methods for large-scale inverse problems: a survey on hybrid projection methods*, <https://arxiv.org/abs/2105.07221>.
- [4] E. DE STURLER, *Nested Krylov methods based on GCR*, Journal of Computational and Applied Mathematics, 67 (1996), pp. 15–41, [https://doi.org/10.1016/0377-0427\(94\)00123-5](https://doi.org/10.1016/0377-0427(94)00123-5), [http://dx.doi.org/10.1016/0377-0427\(94\)00123-5](http://dx.doi.org/10.1016/0377-0427(94)00123-5).
- [5] E. DE STURLER, *Truncation strategies for optimal Krylov subspace methods*, SIAM Journal on Numerical Analysis, 36 (1999), pp. 864–889, <https://doi.org/10.1137/S0036142997315950>, <http://dx.doi.org/10.1137/S0036142997315950>.
- [6] E. DE STURLER, private communication, 2020.
- [7] Y. DONG, H. GARDE, AND P. C. HANSEN, *R^3 GMRES: including prior information in GMRES-type methods for discrete inverse problems*, Electron. Trans. Numer. Anal., 42 (2014), pp. 136–146.
- [8] L. DYKES, F. MARCELLÁN, AND L. REICHEL, *The structure of iterative methods for symmetric linear discrete ill-posed problems*, BIT, 54 (2014), pp. 129–145, <https://doi.org/10.1007/s10543-014-0476-2>, <https://doi-org.libproxy.temple.edu/10.1007/s10543-014-0476-2>.
- [9] J. ERHEL AND F. GUYOMARCH, *An augmented conjugate gradient method for solving consecutive symmetric positive definite linear systems*, 21, pp. 1279–1299, <https://doi.org/10.1137/s0895479897330194>, <https://doi.org/10.1137%2Fs0895479897330194>.
- [10] A. GAUL, *Recycling Krylov subspace methods for sequences of linear systems: Analysis and applications*, PhD thesis, Technischen Universität Berlin, 2014.
- [11] A. GAUL, M. H. GUTKNECHT, J. LIESEN, AND R. NABBEN, *A framework for deflated and augmented Krylov subspace methods*, SIAM Journal on Matrix Analysis and Applications, 34 (2013), pp. 495–518, <https://doi.org/10.1137/110820713>, <http://dx.doi.org/10.1137/110820713>.
- [12] S. GAZZOLA AND M. S. LANDMAN, *Krylov methods for inverse problems: Surveying classical, and introducing new, algorithmic approaches*, 43, <https://doi.org/10.1002/gamm.202000017>, <https://doi.org/10.1002%2Fgamm.202000017>.
- [13] M. H. GUTKNECHT, *Deflated and augmented Krylov subspace methods: a framework for deflated BiCG and related solvers*, SIAM J. Matrix Anal. Appl., 35 (2014), pp. 1444–1466, <https://doi.org/10.1137/130923087>, <https://doi-org.libproxy.temple.edu/10.1137/130923087>.
- [14] J. HADAMARD, *Lectures on Cauchy's problem in linear partial differential equations*, Dover Publications, New York, 1953.
- [15] M. HANKE, *Conjugate gradient type methods for ill-posed problems*, vol. 327 of Pitman Research Notes in Mathematics Series, Longman Scientific & Technical, Harlow, 1995.
- [16] P. C. HANSEN, *Regularization tools version 4.0 for matlab 7.3*, Numerical Algorithms, 46 (2007), pp. 189–194.
- [17] J. JIANG, J. CHUNG, AND E. DE STURLER, *Hybrid projection methods with recycling for inverse problems*, pp. S146–S172, <https://doi.org/10.1137/20m1349515>, <https://doi.org/10.1137%2F20m1349515>.
- [18] K. KAHL AND H. RITTICH, *Analysis of the deflated conjugate gradient method based on symmetric multigrid theory*, Arxiv e-print arXiv:1209.1963, Arxiv.org, 2012. <http://arxiv.org/abs/1209.1963>.
- [19] R. B. MORGAN, *GMRES with deflated restarting*, SIAM Journal on Scientific Comput-

- ing, 24 (2002), pp. 20–37, <https://doi.org/10.1137/S1064827599364659>, <http://dx.doi.org/10.1137/S1064827599364659>.
- [20] A. NEUMAN, L. REICHEL, AND H. SADOK, *Algorithms for range restricted iterative methods for linear discrete ill-posed problems*, Numer. Algorithms, 59 (2012), pp. 325–331, <https://doi.org/10.1007/s11075-011-9491-4>, <http://dx.doi.org/10.1007/s11075-011-9491-4>.
- [21] A. NEUMAN, L. REICHEL, AND H. SADOK, *Implementations of range restricted iterative methods for linear discrete ill-posed problems*, Linear Algebra Appl., 436 (2012), pp. 3974–3990, <https://doi.org/10.1016/j.laa.2010.08.033>, <http://dx.doi.org/10.1016/j.laa.2010.08.033>.
- [22] A. NEUMAN, L. REICHEL, AND H. SADOK, *Implementations of range restricted iterative methods for linear discrete ill-posed problems*, Linear Algebra and its Applications, 436 (2012), pp. 3974–3990, <https://doi.org/10.1016/j.laa.2010.08.033>, <http://dx.doi.org/10.1016%2Fj.laa.2010.08.033>.
- [23] M. L. PARKS, E. DE STURLER, G. MACKEY, D. D. JOHNSON, AND S. MAITI, *Recycling Krylov subspaces for sequences of linear systems*, SIAM Journal on Scientific Computing, 28 (2006), pp. 1651–1674, <https://doi.org/10.1137/040607277>, <http://dx.doi.org/10.1137/040607277>.
- [24] M. L. PARKS, K. M. SOODHALTER, AND D. B. SZYLD, *A block recycled gmres method with investigations into aspects of solver performance*, <https://arxiv.org/abs/1604.01713>.
- [25] R. RAMLAU, K. M. SOODHALTER, AND V. HUTTERER, *Subspace recycling-based regularization methods*, <https://arxiv.org/abs/2011.05473>.
- [26] R. RAMLAU AND B. STADLER, *An augmented wavelet reconstructor for atmospheric tomography*, <https://arxiv.org/abs/2011.06842>.
- [27] L. REICHEL AND Q. YE, *Breakdown-free GMRES for singular systems*, SIAM J. Matrix Anal. Appl., 26 (2005), pp. 1001–1021 (electronic), <https://doi.org/10.1137/S0895479803437803>, <http://dx.doi.org/10.1137/S0895479803437803>.
- [28] Y. SAAD, *Analysis of augmented Krylov subspace methods*, SIAM Journal on Matrix Analysis and Applications, 18 (1997), pp. 435–449, <https://doi.org/10.1137/S0895479895294289>, <http://dx.doi.org/10.1137/S0895479895294289>.
- [29] Y. SAAD AND M. H. SCHULTZ, *GMRES: A generalized minimal residual algorithm for solving nonsymmetric linear systems*, SIAM Journal on Scientific and Statistical Computing, 7 (1986), pp. 856–869.
- [30] K. M. SOODHALTER, *kirkmsoodhalter/r3gmres-simplified: R3gmres simplified implementation*, <https://doi.org/10.5281/ZENODO.4975990>, <https://zenodo.org/record/4975990>.
- [31] K. M. SOODHALTER, E. D. STURLER, AND M. E. KILMER, *A survey of subspace recycling iterative methods*, GAMM-Mitt., 43 (2020), pp. e202000016–28.