

Accumulative Poisoning Attacks on Real-time Data

Tianyu Pang*, Xiao Yang*, Yinpeng Dong, Hang Su, Jun Zhu
 Department of Computer Science & Technology, Tsinghua University
 {pty17, yangxiao19, dyp17}@mails.tsinghua.edu.cn
 {suhangss, dcszj}@mail.tsinghua.edu.cn

Abstract

Collecting training data from untrusted sources exposes machine learning services to poisoning adversaries, who maliciously manipulate training data to degrade the model accuracy. When trained on offline datasets, poisoning adversaries have to inject the poisoned data in advance before training, and the order of feeding these poisoned batches into the model is stochastic. In contrast, practical systems are more usually trained/fine-tuned on sequentially captured real-time data, in which case poisoning adversaries could dynamically poison each data batch according to the current model state. In this paper, we focus on the real-time settings and propose a new attacking strategy, which affiliates an accumulative phase with poisoning attacks to secretly (i.e., without affecting accuracy) magnify the destructive effect of a (poisoned) trigger batch. By mimicking online learning and federated learning on CIFAR-10, we show that the model accuracy will significantly drop by a single update step on the trigger batch after the accumulative phase. Our work validates that a well-designed but straightforward attacking strategy can dramatically amplify the poisoning effects, with no need to explore complex techniques.

1 Introduction

In practice, machine learning services usually collect their training data from the outside world, and automate the training processes. However, untrusted data sources leave the services vulnerable to poisoning attacks [6, 39], where adversaries can inject malicious training data to degrade model accuracy. To this end, early studies mainly focus on poisoning offline datasets [47, 60, 62, 91], where the poisoned training batches are fed into models in an unordered manner, due to the usage of stochastic algorithms (e.g., SGD). In this setting, poisoning operations are executed before training, and adversaries are not allowed to intervene anymore after training begins.

On the other hand, recent work studies a more practical scene of poisoning real-time data streaming [88, 94], where the model is updated on user feedback or newly captured images. In this case, the adversaries can interact with the training process, and dynamically poison the data batches according to the model states. What's more, collaborative paradigms like federated learning [41] share the model with distributed clients, which facilitates white-box accessibility to model parameters. To alleviate the threat of poisoning attacks, several defenses have been proposed, which aim to detect and filter out poisoned data via influence functions or feature statistics [7, 15, 25, 75, 80]. However, to timely update the model on real-time data streaming, on-device applications like facial recognition [87] and automatic driving [96], large-scale services like recommendation systems [33] may use some heuristic detection strategies (e.g., monitoring the accuracy or recall) to save computation [43].

In this paper, we show that in real-time data streaming, the negative effect of a poisoned or even clean data batch can be amplified by an **accumulative phase**, where a single update step can break down the model from 82.09% accuracy to 27.66%, as shown in our simulation experiments on CIFAR-10 [42]

*Equal contribution

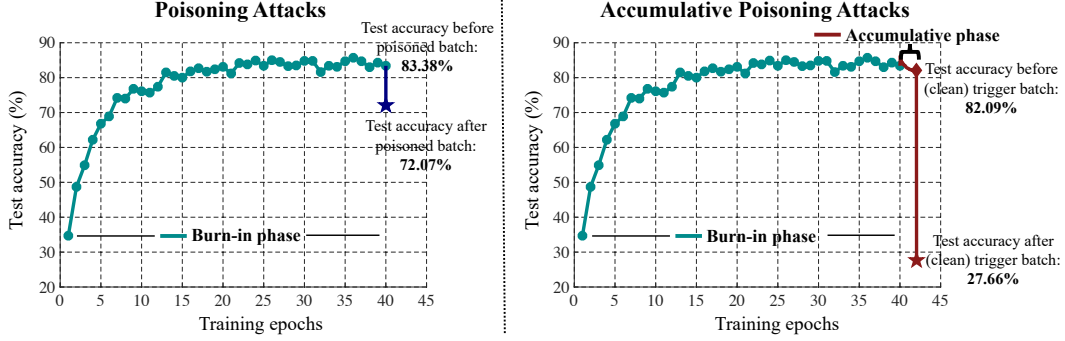


Figure 1: The plots are visualized from the results in Table 3, where gradients are clipped by 10 under ℓ_2 -norm to simulate practical scenes. The model architecture is ResNet-18, and the batch size is 100 on CIFAR-10. A burn-in phase first trains the model for 40 epochs (20,000 update steps). *(Left) Poisoning attacks.* The burn-in model is fed with a poisoned training batch [88], after which the accuracy drops from 83.38% to 72.07%. *(Right) Accumulative poisoning attacks.* The burn-in model is ‘secretly’ poisoned by an accumulative phase for 2 epochs (1,000 update steps), while keeping test accuracy in a heuristically reasonable range of variation. Then a trigger batch is fed into the model after the accumulative phase, and the model accuracy is broken down from 82.09% to 27.66% by a single update step. Note that we only use a clean trigger batch, while the destructive effect can be more significant if we further exploit a poisoned trigger batch as in Table 4.

(demo in the right panel of Fig. 1). Specifically, previous online poisoning attacks [88] apply a greedy strategy to lower down model accuracy at each update step, which limits the step-wise destructive effect as shown in the left panel of Fig. 1, and a monitor can promptly intervene to stop the malicious behavior before the model is irreparably broken down. In contrast, our accumulative phase exploits the sequentially ordered property of real-time data streaming, and induces the model state to be sensitive to a specific trigger batch by a succession of model updates. By design, the accumulative phase will not affect model accuracy to bypass the heuristic detection monitoring, and later the model will be suddenly broken down by feeding the trigger batch. The operations used in the accumulative phase can be efficiently computed by applying the reverse-mode automatic differentiation [29, 68]. This accumulative attacking strategy gives rise to a new threat for real-time systems, since the destruction happens only after a single update step before a monitor can perceive and intervene. Intuitively, the mechanism of the accumulative phase seems to be analogous to backdoor attacks [52, 76], while in Sec. 3.4 we discuss the critical differences between them.

Empirically, we conduct experiments on CIFAR-10 by simulating different training processes encountered in two typical real-time streaming settings, involving online learning [10] and federated learning [41]. We demonstrate the effectiveness of accumulative poisoning attacks, and provide extensive ablation studies on different implementation details and tricks. We show that accumulative poisoning attacks can more easily bypass defenses like anomaly detection and gradient clipping than vanilla poisoning attacks. While previous efforts primarily focus on protecting the privacy of personal/client data [56, 58, 78], much less attention is paid to defend the integrity of the shared online or federated models. Our results advocate the necessity of embedding more robust defense mechanisms against poisoning attacks when learning from real-time data streaming.

2 Backgrounds

In this section, we will introduce three attacking strategies, and two typical paradigms of learning from real-time data streaming. For a classifier $f(x; \theta)$ with model parameters θ , the training objective is denoted as $\mathcal{L}(x, y; \theta)$, where (x, y) is the input-label pair. For notation compactness, we denote the empirical training objective on a data set or batch $S = \{x_i, y_i\}_{i=1}^N$ as $\mathcal{L}(S; \theta)$.

2.1 Attacking strategies

Below we briefly introduce the concepts of poisoning attacks [6], backdoor attacks [12], and adversarial attacks [27]. Although they may have different attacking goals, the applied techniques are similar, e.g., solving certain optimization problems by gradient-based methods.

Poisoning attacks. There is extensive prior work on poisoning attacks, especially in the offline settings against SVM [6], logistic regression [60], collaborative filtering [47], feature selection [91], and neural networks [17, 39, 40, 62, 82]. In the threat model of poisoning attacks, the attacking goal is to degrade the model performance (e.g., test accuracy), while adversaries only have access to training data. Let S_{train} be the clean training set and S_{val} be a separate validation set, a poisoner will modify S_{train} into a poisoned $\mathcal{P}(S_{\text{train}})$, and the malicious objective is formulated as

$$\max_{\mathcal{P}} \mathcal{L}(S_{\text{val}}; \theta^*), \text{ and } \theta^* \in \arg \min_{\theta} \mathcal{L}(\mathcal{P}(S_{\text{train}}); \theta), \quad (1)$$

where S_{train} and S_{val} are sampled from the same underlying distribution. The minimization problem is usually solved by stochastic gradient descent (SGD), where feeding data is randomized.

Backdoor attacks. As a variant of poisoning attacks, a backdoor attack aims to mislead the model on some specific target inputs [1, 24, 34, 76, 97], or inject trigger patterns [12, 30, 52, 70, 83, 86], without affecting model performance on clean test data. Backdoor attacks have a similar formulation as poisoning attacks, except that S_{val} in Eq. (1) is sampled from a target distribution or with trigger patterns. Compared to the threat model of poisoning attacks, backdoor attacks assume additional accessibility in inference, where the test inputs could be specified or embedded with trigger patches.

Adversarial attacks. In recent years, adversarial vulnerability has been widely studied [16, 19, 27, 55, 63, 64, 84], where human imperceptible perturbations can be crafted to mislead image classifiers. Adversarial attacks usually only assume accessibility to test data. Under ℓ_p -norm threat model, adversarial examples are crafted as

$$x^* \in \arg \max_{x'} \mathcal{L}(x', y; \theta), \text{ such that } \|x' - x\|_p \leq \epsilon, \quad (2)$$

where ϵ is the allowed perturbation size. In the adversarial literature, the constrained optimization problem in Eq. (2) is usually solved by projected gradient descent (PGD) [55].

2.2 Learning on real-time data streaming

This paper considers two typical real-time learning paradigms, i.e., online learning and federated learning, as briefly described below.

Online learning. Many practical services like recommendation systems rely on online learning [4, 10, 33] to update or refine their models, by exploiting the collected feedback from users or data in the wild. After capturing a new training batch S_t at round t , the model parameters are updated as

$$\theta_{t+1} = \theta_t - \beta \nabla_{\theta} \mathcal{L}(S_t; \theta_t), \quad (3)$$

where β is the learning rate of gradient descent. The optimizer can be more advanced (e.g., with momentum), while we use the basic form of gradient descent in our formulas to keep compactness.

Federated learning. Recently, federated learning [41, 57, 78] becomes a popular research area, where distributed devices (clients) collaboratively learn a shared prediction model, and the training data is kept locally on each client for privacy. At round t , the server distributes the current model θ_t to a subset I_t of the total N clients, and obtain the model update as

$$\theta_{t+1} = \theta_t - \beta \sum_{n \in I_t} G_t^n, \quad (4)$$

where β is the learning rate and G_t^1, \dots, G_t^N are the updates potentially returned by the N clients. Compared to online learning that captures semantic data (e.g., images), the model updates received in federated learning are non-semantic for a human monitor, and harder to execute anomaly detection.

3 Accumulative poisoning attacks

Conceptually, a vanilla online poisoning attack [88] greedily feeds the model with poisoned data, and a monitor could stop the training process after observing a gradual decline of model accuracy. In contrast, we propose accumulative poisoning attacks, where the model states are secretly (i.e., keeping accuracy in a reasonable range) activated towards a trigger batch by the accumulative phase, and the model is suddenly broken down by feeding in the trigger batch, before the monitor gets

conscious of the threat. During the accumulative phase, we need to calculate higher-order derivatives, while by using the reverse-mode automatic differentiation in modern libraries like PyTorch [68], the extra computational burden is usually constrained up to $2 \sim 5$ times more compared to the forward propagation [28, 29], which is still efficient. This section formally demonstrates the connections between a vanilla online poisoner and the accumulative phase and provides empirical algorithms for evading the models trained by online learning and federated learning, respectively.

3.1 Poisoning attacks in real-time data streaming

Recent work takes up researches on poisoning attacks in real-time data streaming against online SVM [8], autoregressive models [2, 13], bandit algorithms [38, 51, 54], and classification [46, 88, 94]. In this paper, we focus on the classification tasks under real-time data streaming, e.g., online learning and federated learning, where the minimization process in Eq. (1) is usually substituted by a series of model update steps [15]. Assuming that the poisoned data/gradients are fed into the model at round T , then according to Eq. (3) and Eq. (4), the real-time poisoning problems can be formulated as

$$\max_{\mathcal{P}} \mathcal{L}(S_{\text{val}}; \theta_{T+1}), \text{ where } \theta_{T+1} = \begin{cases} \theta_T - \beta \nabla_{\theta} \mathcal{L}(\mathcal{P}(S_T); \theta_T), & \text{online learning;} \\ \theta_T - \beta \sum_{n \in I_T} \mathcal{P}(G_T^n), & \text{federated learning,} \end{cases} \quad (5)$$

where I_T is the subset of clients selected at round T . The poisoning operation \mathcal{P} acts on the data points in online learning, while acting on the gradients in federated learning. To quantify the ability of poisoning attackers, we define the poisoning ratio as $\mathcal{R}(\mathcal{P}, S) = \frac{|\mathcal{P}(S) \setminus S|}{|S|}$, where S could be a set of data or model updates, and $|S|$ represents the number of elements in S .

Note that in Eq. (5), the poisoning operation \mathcal{P} optimizes a shortsighted goal, i.e., greedily decreasing model accuracy at each update step, which limits the destructive effect induced by every poisoned batch, and only causes a gradual descent of accuracy. Moreover, this kind of poisoning behavior is relatively easy to perceive by a heuristic monitor [69], and set aside time for intervention before the model being irreparably broken. In contrast, we propose an accumulative poisoning strategy, which can be regarded as indirectly optimizing θ_T in Eq. (5) via a succession of updates, as detailed below.

3.2 Accumulative poisoning attacks in online learning

By expanding the online learning objective of Eq. (5) in first-order terms (up to an $\mathcal{O}(\beta^2)$ error), we can rewrite the maximization problem as

$$\begin{aligned} & \max_{\mathcal{P}} \mathcal{L}(S_{\text{val}}; \theta_T) - \beta \nabla_{\theta} \mathcal{L}(S_{\text{val}}; \theta_T)^{\top} \nabla_{\theta} \mathcal{L}(\mathcal{P}(S_T); \theta_T) \\ \Rightarrow & \min_{\mathcal{P}} \nabla_{\theta} \mathcal{L}(S_{\text{val}}; \theta_T)^{\top} \nabla_{\theta} \mathcal{L}(\mathcal{P}(S_T); \theta_T). \end{aligned} \quad (6)$$

Notice that the vanilla poisoning attack only maliciously modifies S_T , while keeping the pretrained parameters θ_T uncontrolled. Motivated by this observation, a natural way to amplify the destructive effects (i.e., obtain a lower value for the minimization problem in Eq. (6)) is to jointly poison θ_T and S_T . Although we cannot directly manipulate θ_T , we exploit the fact that the data points are captured sequentially. We inject an accumulative phase \mathcal{A} to make $\mathcal{A}(\theta_T)$ ¹ be more sensitive to the clean batch S_T or poisoned batch $\mathcal{P}(S_T)$, where we call S_T or $\mathcal{P}(S_T)$ as the **trigger batch** in our methods. Based on Eq. (6), accumulative poisoning attacks can be formulated as

$$\min_{\mathcal{P}, \mathcal{A}} \nabla_{\theta} \mathcal{L}(S_{\text{val}}; \mathcal{A}(\theta_T))^{\top} \nabla_{\theta} \mathcal{L}(\mathcal{P}(S_T); \mathcal{A}(\theta_T)), \quad (7)$$

where $\mathcal{L}(S_{\text{val}}; \mathcal{A}(\theta_T)) \leq \mathcal{L}(S_{\text{val}}; \theta_T) + \gamma$, and γ is a hyperparameter controlling the tolerance on performance degradation in the accumulative phase, in order to bypass monitoring on model accuracy.

Implementation of \mathcal{A} . Now, we describe how to implement the accumulative phase \mathcal{A} . Assuming that the online process begins from a burn-in phase, resulting in θ_0 , and let S_0, \dots, S_{T-1} be the clean online data batches at rounds $0, \dots, T-1$ after the burn-in phase. The accumulative phase iteratively trains the model on the perturbed data batch $\mathcal{A}_t(S_t)$, update the parameters as

$$\theta_{t+1} = \theta_t - \beta \nabla_{\theta} \mathcal{L}(\mathcal{A}_t(S_t); \theta_t). \quad (8)$$

¹The notation $\mathcal{A}(\theta_T)$ refers to the model parameters at round T obtained after the accumulative phase.

Algorithm 1 Accumulative poisoning attacks in online learning

Input: Burn-in parameters θ_0 ; training batches $S_t = \{x_i^t, y_i^t\}_{i=1}^N, t \in [0, T]$; validation batch S_{val} .
Initialize $\mathcal{P}(S_T) = S_T$;
for $t = 0$ **to** $T-1$ **do**
 Initialize $\mathcal{A}_t(S_t) = S_t$;
 Bootstrap S_{val} , and/or normalize $\nabla_{\theta} \mathcal{L}(S_t; \theta_t), \nabla_{\theta} \mathcal{L}(S_T; \theta_t), \nabla_{\theta} \mathcal{L}(S_{\text{val}}, \theta_t)$; # optional
 for $c = 1$ **to** C **do**
 Compute $G_t = \nabla_{\theta} (\nabla_{\theta} \mathcal{L}(S_{\text{val}}, \theta_t)^{\top} \nabla_{\theta} \mathcal{L}(S_T; \theta_t))$;
 Compute $H_t = \nabla_{\theta} \mathcal{L}(S_t; \theta_t)^{\top} [\nabla_{\theta} \mathcal{L}(S_t^{\dagger}; \theta_t) + \lambda \cdot G_t]$, where \dagger stops gradients;
 Update $\mathcal{A}_t(x_i^t) = \text{proj}_{\epsilon} (\mathcal{A}_t(x_i^t) + \alpha \cdot \text{sign}(\nabla_{x_i^t} H_t))$ for $i \in [1, N]$; # update $\mathcal{A}_t(S_t)$
 Update $\mathcal{P}(x_i^T) = \text{proj}_{\epsilon} (\mathcal{P}(x_i^T) + \alpha \cdot \text{sign}(\nabla_{x_i^T} H_t))$ for $i \in [1, N]$; # update $\mathcal{P}(S_T)$
 end for
 Update $\theta_{t+1} = \theta_t - \beta \nabla_{\theta} \mathcal{L}(\mathcal{A}_t(S_t); \theta_t)$; # feed in $\mathcal{A}_t(S_t)$
end for
Update $\theta_{T+1} = \theta_T - \beta \nabla_{\theta} \mathcal{L}(\mathcal{P}(S_T); \theta_T)$; # feed in $\mathcal{P}(S_T)$
Return: The poisoned parameters θ_{T+1} .

According to the malicious objective in Eq. (7) and the updating rule in Eq. (8), we can craft the perturbed data batch $\mathcal{A}(S_t)$ at round t by solving (under first-order expansion)

$$\begin{aligned} & \max_{\mathcal{P}, \mathcal{A}_t} \nabla_{\theta} \mathcal{L}(\mathcal{A}_t(S_t); \theta_t)^{\top} \left[\nabla_{\theta} \mathcal{L}(S_t; \theta_t) + \lambda \cdot \nabla_{\theta} (\nabla_{\theta} \mathcal{L}(S_{\text{val}}, \mathcal{A}(\theta_T))^{\top} \nabla_{\theta} \mathcal{L}(\mathcal{P}(S_T); \mathcal{A}(\theta_T))) \right] \\ \Rightarrow & \max_{\mathcal{P}, \mathcal{A}_t} \nabla_{\theta} \mathcal{L}(\mathcal{A}_t(S_t); \theta_t)^{\top} \left[\underbrace{\nabla_{\theta} \mathcal{L}(S_t; \theta_t)}_{\text{keeping accuracy}} + \lambda \cdot \underbrace{\nabla_{\theta} (\nabla_{\theta} \mathcal{L}(S_{\text{val}}, \theta_t)^{\top} \nabla_{\theta} \mathcal{L}(\mathcal{P}(S_T); \theta_t))}_{\text{accumulating poisoning effects for the trigger batch}} \right], \end{aligned} \quad (9)$$

where λ is a trade-off parameter related to γ in Eq. (7) via the method of Lagrange multipliers, and $t \in [0, T-1]$ (we abuse the notation $[a, b]$ to denote the set of integers from a to b). We apply a greedy strategy in each update step by substituting $\mathcal{A}(\theta_T)$ with θ_t , since we cannot know $\mathcal{A}(\theta_T)$ in advance. In Algorithm 1, we provide an instantiation of accumulative poisoning attacks in online learning. At the beginning of each round of accumulation, it is optional to bootstrap S_{val} to avoid overfitting, and normalize the gradients to concentrate on angular distances. When computing H_t , we apply stopping gradients (e.g., the detach operation in PyTorch [68]) to control the back-propagation flows.

Capacity of poisoners. To ensure that the perturbations are imperceptible for human observers, we follow the settings in the adversarial literature [27, 84], and constrain the malicious perturbations on data into ℓ_p -norm bounds. The update rules of \mathcal{P} and \mathcal{A}_t are based on projected gradient descent (PGD) [55] under ℓ_{∞} -norm threat model, where iteration steps C and step size α , and maximal perturbation ϵ are hyperparameters. Other techniques like GANs [26] can also be applied to generate semantic perturbations, while we do not further explore them.

3.3 Accumulative poisoning attacks in federated learning

Similar as the derivations in Eq. (6) and Eq. (7), under first-order expansion, accumulative poisoning attacks in federated learning can be formulated by the minimization problem

$$\min_{\mathcal{P}, \mathcal{A}} \nabla_{\theta} \mathcal{L}(S_{\text{val}}; \mathcal{A}(\theta_T))^{\top} \sum_{n \in I_T} \mathcal{P}(G_T^n), \quad (10)$$

such that $\mathcal{L}(S_{\text{val}}; \mathcal{A}(\theta_T)) \leq \mathcal{L}(S_{\text{val}}; \theta_T) + \gamma$. Assuming that the federated learning process begins from a burn-in process, resulting in a shared model of parameters θ_0 , and then being induced into an accumulative phase from round 0 to $T-1$. At round t , the accumulative phase updates the model as

$$\theta_{t+1} = \theta_t - \beta \sum_{n \in I_t} \mathcal{A}_t(G_t^n). \quad (11)$$

According to the formulations in Eq. (10) and Eq. (11), the perturbation \mathcal{A}_t can be obtained by

$$\max_{\mathcal{P}, \mathcal{A}_t} \left(\sum_{n \in I_t} \mathcal{A}_t(G_t^n) \right)^{\top} \left[\sum_{n \in I_t} G_t^n + \lambda \cdot \nabla_{\theta} \left(\nabla_{\theta} \mathcal{L}(S_{\text{val}}; \theta_t)^{\top} \sum_{n \in I_T} \mathcal{P}(G_T^n) \right) \right], \quad (12)$$

Algorithm 2 Accumulative poisoning attacks in federated learning

Input: Burn-in parameters θ_0 ; training updates $\{G_t^n\}_{n=1}^N, t \in [0, T]$, where we assume that G_T^n is computed by the local data batch S_T^n as $G_T^n = \nabla_{\theta} \mathcal{L}(S_T^n; \theta_T)$; validation batch S_{val} .
Input: Sampled index sets I_t , where $t \in [0, T]$. # access to random seeds
Initialize $\mathcal{P}(G_T^n) = \text{proj}_{\eta}(-\nabla_{\theta} \mathcal{L}(S_T^n; \theta_0))$ for $n \in I_T$; # reverse trigger
for $t = 0$ **to** $T-1$ **do**
 Sample random vectors $\{M_t^n\}_{n=1}^N$ such that $\sum_{i=1}^N M_t^n = 0$;
 Initialize $\mathcal{A}_t(G_t^n) = M_t^n$ for $n \in I_t$;
 Bootstrap S_{val} , and/or normalize $\nabla_{\theta} \mathcal{L}(S_{\text{val}}, \theta_t)$; # optional
 Update $\mathcal{P}(G_T^n) = \text{proj}_{\eta}(\mathcal{P}(G_T^n) - \alpha \cdot \nabla_{\theta} \mathcal{L}(S_T^n; \theta_t))$ for $n \in I_T$;
 Compute $H_t = \sum_{n \in I_t} G_t^n + \lambda \cdot \nabla_{\theta} \left(\nabla_{\theta} \mathcal{L}(S_{\text{val}}; \theta_t)^\top \sum_{n \in I_t} \mathcal{P}(G_T^n) \right)$;
 Update $\mathcal{A}_t(G_t^n) = \text{proj}_{\eta}(\mathcal{A}_t(G_t^n) + H_t)$ for $n \in I_t$;
 Update $\theta_{t+1} = \theta_t - \beta \sum_{n \in I_t} \mathcal{A}_t(G_t^n)$; # feed in $\mathcal{A}_t(G_t^n), n \in I_t$
end for
Update $\theta_{T+1} = \theta_T - \beta \sum_{n \in I_T} \mathcal{P}(G_T^n)$; # feed in $\mathcal{P}(G_T^n), n \in I_T$
Return: The poisoned parameters θ_{T+1} .

where λ is a trade-off hyperparameter similar as in Eq. (9), and $\mathcal{A}(\theta_t)$ is substituted by θ_t at each round t . In Algorithm 2, we provide an instantiation of accumulative poisoning attacks in federated learning. The random vectors M_t^n are used to avoid the model updates from different clients being the same (otherwise, a monitor will perceive the abnormal behaviors). We assume white-box access to random seeds, while black-box cases can also be handled [5]. Different from the case of online learning, we do not need to run C -steps PGD to update the poisoned trigger or accumulative batches.

Capacity of poisoners. Unlike online learning in which the captured data is usually semantic, the model updates received during federated learning are just numerical matrices or tensors, thus a human observer cannot easily perceive the malicious behaviors. If we allow \mathcal{P} and \mathcal{A}_t to be arbitrarily powerful, then it is trivial to break down the trained models. To make the settings more practical, we clip the poisoned gradients under ℓ_p -norm, namely, we constrain that $\forall n \in I_T$ and $t \in [0, T-1]$, there are $\|\mathcal{P}(G_T^n)\|_p \leq \eta$ and $\|\mathcal{A}_t(G_t^n)\|_p \leq \eta$, where η has a similar role as the perturbation size ϵ in adversarial attacks. Empirical results under gradient clipping can be found in Sec. 4.2.

Reverse trigger. When initializing the poisoned trigger, we apply a simple trick of reversing the clean trigger batch. Specifically, the gradient computed on a clean trigger batch S_T at round t is $\nabla_{\theta} \mathcal{L}(S_T; \theta_t)$. A simple way to increase the validate loss value is to reverse the model update to be $-\nabla_{\theta} \mathcal{L}(S_T; \theta_t)$, which convert the accumulative objective in Eq. (10) as

$$\min_{\mathcal{A}_t} \nabla_{\theta} \mathcal{L}(S_T; \mathcal{A}_t(\theta_t))^\top \nabla_{\theta} \mathcal{L}(S_{\text{val}}; \mathcal{A}_t(\theta_t)) \implies \max_{\mathcal{A}_t} \nabla_{\theta} \mathcal{L}(S_T; \mathcal{A}_t(\theta_t))^\top \nabla_{\theta} \mathcal{L}(S_{\text{val}}; \mathcal{A}_t(\theta_t)), \quad (13)$$

where the later objective is easier to optimize since for a burn-in model, the directions of $\nabla_{\theta} \mathcal{L}(S_T; \theta_t)$ and $\nabla_{\theta} \mathcal{L}(S_{\text{val}}; \theta_t)$ are approximately aligned, due to the generalization guarantee. This trick can maintain the gradient norm unchanged, and does not exploit the validation batch for training.

Recovered offset. Let $G_t = \{G_t^n\}_{n \in I_t}$ be the gradient set received at round t , then if we can only modify a part of these gradients, i.e., $\mathcal{R}(\mathcal{A}_t, G_t) < 1$, we can apply a simple trick to recover the original optimal solution. Technically, assuming that we can only modify the clients in $I'_t \subset I_t$, and the optimal solution of \mathcal{A}_t in Eq. (12) is \mathcal{A}_t^* , then we can modify the clients according to

$$\sum_{n \in I'_t} \mathcal{A}_t(G_t^n) = \sum_{n \in I_t} \mathcal{A}_t^*(G_t^n) - \sum_{n \in I_t \setminus I'_t} G_t^n, \text{ where } \mathcal{R}(\mathcal{A}_t, G_t) = \frac{|I'_t|}{|I_t|}. \quad (14)$$

The trick shown in Eq. (14) can help us to eliminate the influence of unchanged model updates, and stabilize the update directions to follow the malicious objective during the accumulative phase.

3.4 Differences between the accumulative phase and backdoor attacks

Although both the accumulative phase and backdoor attacks [30, 52] can be viewed as making the model be sensitive to certain trigger batches, there are critical differences between them:

Table 1: Classification accuracy (%) of the simulated online learning models on CIFAR-10. The default settings: ratio $\mathcal{R} = 100\%$, and the poisoned trigger \mathcal{P} is fixed during the process of accumulative phase. We perform ablation studies on different tricks used in the accumulative phase.

Method	Acc. before trigger	Acc. after trigger	Δ
Clean trigger	83.38	84.07	+0.69
+ accumulative phase	80.90 \pm 0.50	76.94 \pm 0.89	-3.95 \pm 0.61
+ re-sampling S_{val}	80.69 \pm 0.34	76.65 \pm 0.93	-4.03 \pm 0.66
+ weight momentum	78.39 \pm 0.94	70.17 \pm 1.50	-8.23 \pm 0.88
Poisoned trigger			
+ $\epsilon = 8/255$	83.38	82.11	-1.27
+ accumulative phase	81.37 \pm 0.12	78.06 \pm 0.68	-3.31 \pm 0.57
+ re-sampling S_{val}	80.45 \pm 0.25	78.18 \pm 0.84	-3.27 \pm 0.62
+ weight momentum	81.47 \pm 0.50	77.11 \pm 0.38	-4.36 \pm 0.44
+ optimizing \mathcal{P}	81.31 \pm 0.33	76.05 \pm 0.40	-5.26 \pm 0.33
+ weight momentum	80.77 \pm 1.00	74.05 \pm 1.20	-6.72 \pm 0.70
+ $\epsilon = 16/255$	83.38	80.85	-2.53
+ accumulative phase	81.43 \pm 0.17	77.89 \pm 0.82	-3.54 \pm 0.96
+ re-sampling S_{val}	81.61 \pm 0.11	77.87 \pm 0.79	-3.74 \pm 0.69
+ weight momentum	80.57 \pm 0.12	74.82 \pm 1.00	-5.75 \pm 1.08
+ optimizing \mathcal{P}	80.02 \pm 0.92	71.10 \pm 1.68	-8.92 \pm 0.77
+ weight momentum	80.17 \pm 1.24	69.08 \pm 1.72	-11.09 \pm 0.57
+ $\epsilon = 0.1$	83.38	80.52	-2.86
+ accumulative phase	81.20 \pm 0.14	74.29 \pm 0.21	-6.91 \pm 0.17
+ re-sampling S_{val}	81.43 \pm 0.41	74.73 \pm 0.82	-6.70 \pm 0.98
+ weight momentum	79.46 \pm 0.56	69.90 \pm 1.01	-9.56 \pm 0.77
+ optimizing \mathcal{P}	81.16 \pm 0.57	70.13 \pm 0.88	-11.04 \pm 0.56
+ weight momentum	81.34 \pm 0.15	69.35 \pm 1.42	-11.99 \pm 1.27

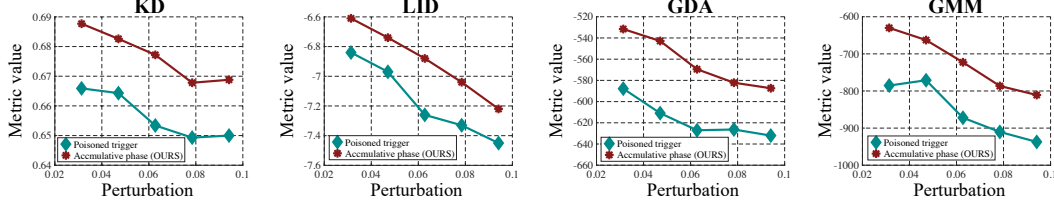


Figure 2: Metric values w.r.t. perturbation sizes under four anomaly detection methods, where lower metric values indicate outliers. The simulated online learning trains the model on CIFAR-10.

(i) **Data accessibility and trigger occasions.** Backdoor attacks require accessibility on both training and test data, while our methods only need to manipulate training data. Besides, backdoor attacks trigger the malicious behaviors (e.g., fooling the model on specific inputs) during inference, while in our methods the malicious behaviors (e.g., breaking down the model accuracy) are triggered during training. (ii) **Malicious objectives.** We generally denote a trigger batch as S_{tri} . For backdoor attacks, the malicious objective can be formulated as $\max_{\mathcal{B}} \mathcal{L}(S_{\text{tri}}; \mathcal{B}(\theta))$, where \mathcal{B} is the backdoor operations. In contrast, our accumulative phase optimizes $\min_{\mathcal{A}} \nabla_{\theta} \mathcal{L}(S_{\text{val}}; \mathcal{A}(\theta))^{\top} \nabla_{\theta} \mathcal{L}(S_{\text{tri}}; \mathcal{A}(\theta))$.

4 Experiments

We mimic the real-time data training using the CIFAR-10 dataset [42]. The learning processes are similar to regular offline pipelines, while the main difference is that the poisoning attackers are allowed to intervene during training and have access to the model states to tune their attacking strategies dynamically. Following [66], we apply ResNet18 [32] as the model architecture, and employ the SGD optimizer with momentum of 0.9 and weight decay of 1×10^{-4} . The initial learning rate is 0.1, and the mini-batch size is 100. The pixel values of images are scaled to be in the interval of 0 to 1. Code is available at <https://github.com/ShawnXYang/AccumulativeAttack>.

Table 2: Classification accuracy (%) by setting different data poisoning ratios in online learning. We report the results of fixing the poisoned trigger and optimizing it during the accumulative phase.

Method		Ratio (%)									
		100	90	80	70	60	50	40	30	20	10
Accumulative phase + Poisoned trigger \mathcal{P}	Before	81.64	81.49	80.03	81.02	81.06	81.57	81.60	81.90	81.35	81.43
	After	74.94	74.11	74.66	76.10	77.04	78.46	78.65	79.79	79.46	79.28
	Δ	6.67	7.38	5.37	4.92	4.02	3.11	2.95	2.11	1.89	2.15
Accumulative phase + Optimizing \mathcal{P}	Before	77.98	79.34	80.30	81.82	78.54	79.39	81.31	79.73	81.90	81.37
	After	65.95	67.64	68.21	71.83	66.14	71.14	73.86	73.25	76.41	75.14
	Δ	12.03	11.70	12.09	9.99	12.40	8.25	7.45	6.48	5.49	6.23

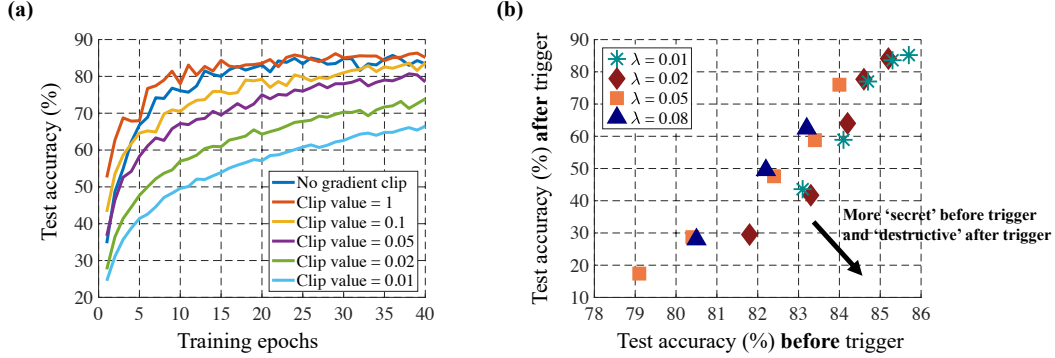


Figure 3: (a) The negative effect of lowering down the convergence rate of model training, when we apply gradient clipping to defend poisoning attacks. (b) Ablation studies on the value of λ in Eq. (12).

Burn-in phase. For all the experiments in online learning and federated learning, we pre-train the model for 40 epochs, i.e., 200,000 steps, on clean training data of CIFAR-10. The learning rate is kept as 0.1, and the batch normalization (BN) layers [36] are in train mode to record feature statistics.

Poisoning target. Usually, when training on real-time data streaming, there will be a background process to monitor the model accuracy or recall, such that the training progress would be stopped if the monitoring metrics have significant retracement. Thus, we exploit single-step drop as a threatening poisoning target, namely, the accuracy drop after the model is trained by a single step with poisoned behaviors (e.g., trained on a batch of poisoned data). Single-step drop can measure the destructive effect caused by poisoning strategies, before monitors can react to the observed retracement.

4.1 Performance in the simulated experiments of online learning

At each step of the accumulative phase in online learning, we obtain a training batch from the ordered data streaming, and craft accumulative poisoning examples. The perturbations are generated by PGD [55], and restricted to some feasible sets under ℓ_∞ -norm. To keep the accumulative phase being 'secret', we will early-stop the accumulative procedure if the model accuracy becomes lower than a specified range (e.g., 80% for CIFAR-10). We evaluate the effects of the accumulative phase in online learning using a clean trigger batch and poisoned trigger batches with different perturbation budgets ϵ . We set the number of PGD iterations as $C = 100$, and the step size is $\alpha = 2 \cdot \epsilon / C$.

Table 1 reports the test accuracy before and after the model is updated on the trigger batch. The single-step drop caused by the vanilla poisoned trigger is not significant, while after combining with our accumulative phase, the poisoner can make much more destructive effects. As seen, we obtain prominent improvements by introducing two simple techniques for the accumulative phase, including *weight momentum* which lightly increases the momentum factor as 1.1 (from 0.9 by default) of the SGD optimizer in accumulative phase, and *optimizing \mathcal{P}* that constantly updates adversarial poisoned trigger in the accumulative phase. Besides, we re-sample different S_{val} to demonstrate a consistent performance in the setting named *re-sampling S_{val}* . We also study the effectiveness of setting different data poisoning ratios, as summarized in Table 2. To mimic more practical settings, we also do simulated experiments on the models using group normalization (GN) [89], as detailed in Appendix A.1. In Fig. 4 we visualize the training data points used during the burn-in phase (clean)


Table 3: Classification accuracy (%) after the model is updated on the trigger batch. The accumulative phase runs for 1,000 steps. As seen, our methods can better bypass the gradient clipping operations.

Method	Loss scaling	No clip	ℓ_2 -norm clip bound			ℓ_∞ -norm clip bound		
			10	1	0.1	10	1	0.1
Poisoned trigger	1	83.32	83.32	83.39	83.68	82.96	83.32	83.32
	10	65.28	70.16	83.14	83.66	65.28	68.04	82.07
	20	41.12	72.07	83.39	83.68	37.10	48.26	82.95
	50	10.18	72.07	83.14	83.66	10.18	42.49	82.95
Accumulative phase + Clean trigger	0.01	33.84	33.84	74.00	82.72	33.84	43.62	75.12
	0.02	21.73	27.66	69.54	80.98	21.73	38.37	74.78
	0.05	12.64	25.42	63.47	78.98	12.64	35.02	70.57
	0.08	11.17	21.17	61.87	76.55	11.17	21.17	64.31

Table 4: The effects of clean and poisoned trigger batch used with **accumulative phase**. For example, using a poisoned trigger and accumulating 200 steps leads to a more destructive effect than using a clean trigger for 500 steps.

Loss scaling	Trigger batch	Accumulative steps T			
		50	100	200	500
0.01	Clean	85.17	83.52	76.96	58.83
	Poisoned	78.86	67.00	58.12	26.40
0.02	Clean	84.12	77.69	63.02	41.71
	Poisoned	68.68	61.92	34.36	15.59

Figure 4: Visualization of the training data points used in the simulated process of online learning.



and used during the accumulative phase (perturbed under $\epsilon = 16/255$ constraint). As observed, the perturbations are hardly perceptible, while we provide more instances in Appendix A.2.

Anomaly detection. We evaluate the performance of our methods under anomaly detection. Kernel density (KD) [21] applies a Gaussian kernel $K(z_1, z_2) = \exp(-\|z_1 - z_2\|_2^2 / \sigma^2)$ to compute the similarity between two features z_1 and z_2 . For KD, we restore 1,000 correctly classified training features in each class and use $\sigma = 10^{-2}$. Local intrinsic dimensionality (LID) [53] applies K nearest neighbors to approximate the dimension of local data distribution. We restore a total of 10,000 correctly classified training data points, and set $K = 600$. We also consider two model-based detection methods, involving Gaussian mixture model (GMM) [95] and Gaussian discriminative analysis (GDA) [45]. As observed in Fig. 2, the accumulative poisoning samples can better bypass the anomaly detection methods, compared to the samples crafted by the vanilla poisoning attacks.

4.2 Performance in the simulated experiments of federated learning

In the experiments of federated learning, we simulate the model updates received from clients by computing the gradients on different mini-batches, following the setups in Konečný et al. [41], and we synchronize the statistics recorded by local BN layers. We first evaluate the effect of the accumulative phase along, by using a clean trigger batch. We apply the recovered offset trick (described in Eq. (14)) to eliminate potential influences induced by limited poisoning ratio, and perform ablation studies on the values of λ in Eq. (12). As seen in Fig. 3 (b), we run the accumulative phase for different numbers of steps under each value of λ , and report the test accuracy before and after the model is updated on the trigger batch. As intuitively indicated, a point towards the bottom-right corner implies more secret before trigger batch (i.e., less accuracy drop and not easy to be perceived by monitor), while more destructive after the trigger batch. We can find that a modest value of $\lambda = 0.02$ performs well.

In Table 3, we show that the accumulative phase can mislead the model with smaller norms of gradients, which can better bypass the clipping operations under both ℓ_2 and ℓ_∞ norm cases. In contrast, previous strategies of directly poisoning the data batch to degrade model accuracy would require a large magnitude of gradient norm, and thus is easy to be defended by gradient clipping. On the other hand, executing gradient clipping is not for free, since it will lower down the convergence of

model training, as shown in Fig. 3 (a). Finally, in Table 4, we show that exploiting poisoned trigger batch can further improve the computational efficiency of the accumulative phase, namely, using fewer accumulative steps to achieve a similar accuracy drop.

5 Conclusion

This paper proposes a new poisoning strategy against real-time data streaming by exploiting an extra accumulative phase. Technically, the accumulative phase secretly magnifies the model’s sensitivity to a trigger batch by sequentially ordered accumulative steps. Our empirical results show that accumulative poisoning attacks can cause destructive effects by a single update step, before a monitor can perceive and intervene. We also consider potential defense mechanisms like different anomaly detection methods and gradient clipping, where our methods can better bypass these defenses and break down the model performance. These results can inspire more real-time poisoning strategies, while also appeal to strong and efficient defenses that can be deployed in practical online systems.

References

- [1] Hojjat Aghakhani, Dongyu Meng, Yu-Xiang Wang, Christopher Kruegel, and Giovanni Vigna. Bullseye polytope: A scalable clean-label poisoning attack with improved transferability. *arXiv preprint arXiv:2005.00191*, 2020.
- [2] Scott Alfeld, Xiaojin Zhu, and Paul Barford. Data poisoning attacks against autoregressive models. In *AAAI Conference on Artificial Intelligence (AAAI)*, 2016.
- [3] Hassan Ali, Surya Nepal, Salil S Kanhere, and Sanjay Jha. Has-nets: A heal and select mechanism to defend dnns against backdoor attacks for data collection scenarios. *arXiv preprint arXiv:2012.07474*, 2020.
- [4] Terry Anderson. *The theory and practice of online learning*. Athabasca University Press, 2008.
- [5] Anish Athalye, Nicholas Carlini, and David Wagner. Obfuscated gradients give a false sense of security: Circumventing defenses to adversarial examples. In *International Conference on Machine Learning (ICML)*, 2018.
- [6] Battista Biggio, Blaine Nelson, and Pavel Laskov. Poisoning attacks against support vector machines. In *International Conference on Machine Learning (ICML)*, 2012.
- [7] Eitan Borgnia, Jonas Geiping, Valeriia Cherepanova, Liam Fowl, Arjun Gupta, Amin Ghiasi, Furong Huang, Micah Goldblum, and Tom Goldstein. Dp-instahide: Provably defusing poisoning and backdoor attacks with differentially private data augmentations. *arXiv preprint arXiv:2103.02079*, 2021.
- [8] Cody Burkard and Brent Lagesse. Analysis of causative attacks against svms learning from data streams. In *Proceedings of the 3rd ACM on International Workshop on Security And Privacy Analytics*, pages 31–36, 2017.
- [9] Javier Carnerero-Cano, Luis Muñoz-González, Phillippa Spencer, and Emil C Lupu. Regularization can help mitigate poisoning attacks... with the right hyperparameters. *arXiv preprint arXiv:2105.10948*, 2021.
- [10] Gal Chechik, Varun Sharma, Uri Shalit, and Samy Bengio. Large scale online learning of image similarity through ranking. *Journal of Machine Learning Research (JMLR)*, 11(36):1109–1135, 2010.
- [11] Jian Chen, Xuxin Zhang, Rui Zhang, Chen Wang, and Ling Liu. De-pois: An attack-agnostic defense against data poisoning attacks. *IEEE Transactions on Information Forensics and Security*, 2021.
- [12] Xinyun Chen, Chang Liu, Bo Li, Kimberly Lu, and Dawn Song. Targeted backdoor attacks on deep learning systems using data poisoning. *arXiv preprint arXiv:1712.05526*, 2017.
- [13] Yiding Chen and Xiaojin Zhu. Optimal attack against autoregressive models by manipulating the environment. In *AAAI Conference on Artificial Intelligence (AAAI)*, 2020.

- [14] Antonio Emanuele Cinà, Alessandro Torcinovich, and Marcello Pelillo. A black-box adversarial attack for poisoning clustering. *arXiv preprint arXiv:2009.05474*, 2020.
- [15] Greg Collinge, E Lupu, and Luis Munoz Gonzalez. Defending against poisoning attacks in online learning settings. In *ESANN*, 2019.
- [16] Francesco Croce and Matthias Hein. Reliable evaluation of adversarial robustness with an ensemble of diverse parameter-free attacks. In *International Conference on Machine Learning (ICML)*, 2020.
- [17] Ambra Demontis, Marco Melis, Maura Pintor, Matthew Jagielski, Battista Biggio, Alina Oprea, Cristina Nita-Rotaru, and Fabio Roli. Why do adversarial attacks transfer? explaining transferability of evasion and poisoning attacks. In *{USENIX} Security Symposium ({USENIX} Security 19)*, pages 321–338, 2019.
- [18] Yinpeng Dong, Fangzhou Liao, Tianyu Pang, Hang Su, Jun Zhu, Xiaolin Hu, and Jianguo Li. Boosting adversarial attacks with momentum. In *IEEE Conference on Computer Vision and Pattern Recognition (CVPR)*, 2018.
- [19] Yinpeng Dong, Qi-An Fu, Xiao Yang, Tianyu Pang, Hang Su, Zihao Xiao, and Jun Zhu. Benchmarking adversarial robustness. *arXiv preprint arXiv:1912.11852*, 2019.
- [20] Yinpeng Dong, Xiao Yang, Zhijie Deng, Tianyu Pang, Zihao Xiao, Hang Su, and Jun Zhu. Black-box detection of backdoor attacks with limited information and data. *arXiv preprint arXiv:2103.13127*, 2021.
- [21] Reuben Feinman, Ryan R Curtin, Saurabh Shintre, and Andrew B Gardner. Detecting adversarial samples from artifacts. *arXiv preprint arXiv:1703.00410*, 2017.
- [22] Ji Gao, Amin Karbasi, and Mohammad Mahmood. Learning and certification under instance-targeted poisoning. In *Conference on Uncertainty in Artificial Intelligence (UAI)*, 2021.
- [23] Siddhant Garg, Adarsh Kumar, Vibhor Goel, and Yingyu Liang. Can adversarial weight perturbations inject neural backdoors. In *ACM International Conference on Information & Knowledge Management (CIKM)*, pages 2029–2032, 2020.
- [24] Jonas Geiping, Liam Fowl, W Ronny Huang, Wojciech Czaja, Gavin Taylor, Michael Moeller, and Tom Goldstein. Witches’ brew: Industrial scale data poisoning via gradient matching. *arXiv preprint arXiv:2009.02276*, 2020.
- [25] Jonas Geiping, Liam Fowl, Gowthami Somepalli, Micah Goldblum, Michael Moeller, and Tom Goldstein. What doesn’t kill you makes you robust (er): Adversarial training against poisons and backdoors. *arXiv preprint arXiv:2102.13624*, 2021.
- [26] Ian Goodfellow, Jean Pouget-Abadie, Mehdi Mirza, Bing Xu, David Warde-Farley, Sherjil Ozair, Aaron Courville, and Yoshua Bengio. Generative adversarial nets. In *Advances in neural information processing systems (NeurIPS)*, pages 2672–2680, 2014.
- [27] Ian J Goodfellow, Jonathon Shlens, and Christian Szegedy. Explaining and harnessing adversarial examples. In *International Conference on Learning Representations (ICLR)*, 2015.
- [28] Andreas Griewank. Some bounds on the complexity of gradients, jacobians, and hessians. In *Complexity in numerical optimization*, pages 128–162. World Scientific, 1993.
- [29] Andreas Griewank and Andrea Walther. *Evaluating derivatives: principles and techniques of algorithmic differentiation*, volume 105. Siam, 2008.
- [30] Tianyu Gu, Brendan Dolan-Gavitt, and Siddharth Garg. Badnets: Identifying vulnerabilities in the machine learning model supply chain. *arXiv preprint arXiv:1708.06733*, 2017.
- [31] Jonathan Hayase, Weihao Kong, Raghav Somani, and Sewoong Oh. Spectre: Defending against backdoor attacks using robust statistics. *arXiv preprint arXiv:2104.11315*, 2021.

- [32] Kaiming He, Xiangyu Zhang, Shaoqing Ren, and Jian Sun. Identity mappings in deep residual networks. In *European Conference on Computer Vision (ECCV)*, pages 630–645. Springer, 2016.
- [33] Xiangnan He, Hanwang Zhang, Min-Yen Kan, and Tat-Seng Chua. Fast matrix factorization for online recommendation with implicit feedback. In *International ACM SIGIR conference on Research and Development in Information Retrieval (SIGIR)*, pages 549–558, 2016.
- [34] W Ronny Huang, Jonas Geiping, Liam Fowl, Gavin Taylor, and Tom Goldstein. Metapoisson: Practical general-purpose clean-label data poisoning. In *Advances in Neural Information Processing Systems (NeurIPS)*, 2020.
- [35] Todd Huster and Emmanuel Ekweidike. Top: Backdoor detection in neural networks via transferability of perturbation. *arXiv preprint arXiv:2103.10274*, 2021.
- [36] Sergey Ioffe and Christian Szegedy. Batch normalization: Accelerating deep network training by reducing internal covariate shift. In *International Conference on Machine Learning (ICML)*, pages 448–456, 2015.
- [37] Charles Jin, Melinda Sun, and Martin Rinard. Provable guarantees against data poisoning using self-expansion and compatibility. *arXiv preprint arXiv:2105.03692*, 2021.
- [38] Kwang-Sung Jun, Lihong Li, Yuzhe Ma, and Xiaojin Zhu. Adversarial attacks on stochastic bandits. In *Annual Conference on Neural Information Processing Systems (NeurIPS)*, 2018.
- [39] Pang Wei Koh and Percy Liang. Understanding black-box predictions via influence functions. In *International Conference on Machine Learning (ICML)*, pages 1885–1894. PMLR, 2017.
- [40] Pang Wei Koh, Jacob Steinhardt, and Percy Liang. Stronger data poisoning attacks break data sanitization defenses. *arXiv preprint arXiv:1811.00741*, 2018.
- [41] Jakub Konečný, H Brendan McMahan, Felix X Yu, Peter Richtárik, Ananda Theertha Suresh, and Dave Bacon. Federated learning: Strategies for improving communication efficiency. *arXiv preprint arXiv:1610.05492*, 2016.
- [42] Alex Krizhevsky and Geoffrey Hinton. Learning multiple layers of features from tiny images. Technical report, Citeseer, 2009.
- [43] Ram Shankar Siva Kumar, Magnus Nyström, John Lambert, Andrew Marshall, Mario Goertzel, Andi Comisneru, Matt Swann, and Sharon Xia. Adversarial machine learning-industry perspectives. In *2020 IEEE Security and Privacy Workshops (SPW)*, pages 69–75. IEEE, 2020.
- [44] Alexey Kurakin, Ian Goodfellow, and Samy Bengio. Adversarial examples in the physical world. In *The International Conference on Learning Representations (ICLR) Workshops*, 2017.
- [45] Kimin Lee, Kibok Lee, Honglak Lee, and Jinwoo Shin. A simple unified framework for detecting out-of-distribution samples and adversarial attacks. In *Advances in Neural Information Processing Systems (NeurIPS)*, 2018.
- [46] Laurent Lessard, Xuezhou Zhang, and Xiaojin Zhu. An optimal control approach to sequential machine teaching. In *International Conference on Artificial Intelligence and Statistics (AISTATS)*. PMLR, 2019.
- [47] Bo Li, Yining Wang, Aarti Singh, and Yevgeniy Vorobeychik. Data poisoning attacks on factorization-based collaborative filtering. In *Advances in Neural Information Processing Systems (NeurIPS)*, 2016.
- [48] Shaofeng Li, Hui Liu, Tian Dong, Benjamin Zi Hao Zhao, Minhui Xue, Haojin Zhu, and Jialiang Lu. Hidden backdoors in human-centric language models. *arXiv preprint arXiv:2105.00164*, 2021.
- [49] Xinke Li, Zhiru Chen, Yue Zhao, Zekun Tong, Yabang Zhao, Andrew Lim, and Joey Tianyi Zhou. Pointba: Towards backdoor attacks in 3d point cloud. *arXiv preprint arXiv:2103.16074*, 2021.

- [50] Yige Li, Xixiang Lyu, Nodens Koren, Lingjuan Lyu, Bo Li, and Xingjun Ma. Neural attention distillation: Erasing backdoor triggers from deep neural networks. *arXiv preprint arXiv:2101.05930*, 2021.
- [51] Fang Liu and Ness Shroff. Data poisoning attacks on stochastic bandits. In *International Conference on Machine Learning (ICML)*. PMLR, 2019.
- [52] Yingqi Liu, Shiqing Ma, Yousra Aafer, Wen-Chuan Lee, Juan Zhai, Weihang Wang, and Xiangyu Zhang. Trojaning attack on neural networks. In *Network and Distributed System Security Symposium (NDSS)*, 2018.
- [53] Xingjun Ma, Bo Li, Yisen Wang, Sarah M Erfani, Sudanthi Wijewickrema, Michael E Houle, Grant Schoenebeck, Dawn Song, and James Bailey. Characterizing adversarial subspaces using local intrinsic dimensionality. *arXiv preprint arXiv:1801.02613*, 2018.
- [54] Yuzhe Ma, Kwang-Sung Jun, Lihong Li, and Xiaojin Zhu. Data poisoning attacks in contextual bandits. In *International Conference on Decision and Game Theory for Security*, pages 186–204. Springer, 2018.
- [55] Aleksander Madry, Aleksandar Makelov, Ludwig Schmidt, Dimitris Tsipras, and Adrian Vladu. Towards deep learning models resistant to adversarial attacks. In *International Conference on Learning Representations (ICLR)*, 2018.
- [56] Kelly D Martin and Patrick E Murphy. The role of data privacy in marketing. *Journal of the Academy of Marketing Science*, 45(2):135–155, 2017.
- [57] Brendan McMahan, Eider Moore, Daniel Ramage, Seth Hampson, and Blaise Aguera y Arcas. Communication-efficient learning of deep networks from decentralized data. In *International Conference on Artificial Intelligence and Statistics (AISTATS)*, pages 1273–1282. PMLR, 2017.
- [58] Abid Mehmood, Iynkaran Natgunanathan, Yong Xiang, Guang Hua, and Song Guo. Protection of big data privacy. *IEEE access*, 4:1821–1834, 2016.
- [59] Akshay Mehra, Bhavya Kailkhura, Pin-Yu Chen, and Jihun Hamm. How robust are randomized smoothing based defenses to data poisoning? *arXiv preprint arXiv:2012.01274*, 2020.
- [60] Shike Mei and Xiaojin Zhu. Using machine teaching to identify optimal training-set attacks on machine learners. In *AAAI Conference on Artificial Intelligence (AAAI)*, 2015.
- [61] Lubin Meng, Jian Huang, Zhigang Zeng, Xue Jiang, Shan Yu, Tzzy-Ping Jung, Chin-Teng Lin, Ricardo Chavarriaga, and Dongrui Wu. Eeg-based brain-computer interfaces are vulnerable to backdoor attacks. *arXiv preprint arXiv:2011.00101*, 2020.
- [62] Luis Muñoz-González, Battista Biggio, Ambra Demontis, Andrea Paudice, Vasin Wongrasamee, Emil C Lupu, and Fabio Roli. Towards poisoning of deep learning algorithms with back-gradient optimization. In *Proceedings of the 10th ACM Workshop on Artificial Intelligence and Security*, pages 27–38, 2017.
- [63] Tianyu Pang, Chao Du, Yinpeng Dong, and Jun Zhu. Towards robust detection of adversarial examples. In *Advances in Neural Information Processing Systems (NeurIPS)*, pages 4579–4589, 2018.
- [64] Tianyu Pang, Kun Xu, Chao Du, Ning Chen, and Jun Zhu. Improving adversarial robustness via promoting ensemble diversity. In *International Conference on Machine Learning (ICML)*, 2019.
- [65] Tianyu Pang, Xiao Yang, Yinpeng Dong, Kun Xu, Hang Su, and Jun Zhu. Boosting adversarial training with hypersphere embedding. In *Advances in Neural Information Processing Systems (NeurIPS)*, 2020.
- [66] Tianyu Pang, Xiao Yang, Yinpeng Dong, Hang Su, and Jun Zhu. Bag of tricks for adversarial training. In *International Conference on Learning Representations (ICLR)*, 2021.
- [67] Tianyu Pang, Huishuai Zhang, Di He, Yinpeng Dong, Hang Su, Wei Chen, Jun Zhu, and Tie-Yan Liu. Adversarial training with rectified rejection. *arXiv preprint arXiv:2105.14785*, 2021.

- [68] Adam Paszke, Sam Gross, Francisco Massa, Adam Lerer, James Bradbury, Gregory Chanan, Trevor Killeen, Zeming Lin, Natalia Gimelshein, Luca Antiga, et al. Pytorch: An imperative style, high-performance deep learning library. In *Advances in Neural Information Processing Systems (NeurIPS)*, pages 8024–8035, 2019.
- [69] Andrea Paudice, Luis Muñoz-González, Andras Gyorgy, and Emil C Lupu. Detection of adversarial training examples in poisoning attacks through anomaly detection. *arXiv preprint arXiv:1802.03041*, 2018.
- [70] Aniruddha Saha, Akshayvarun Subramanya, and Hamed Pirsiavash. Hidden trigger backdoor attacks. In *AAAI Conference on Artificial Intelligence (AAAI)*, 2020.
- [71] Aniruddha Saha, Ajinkya Tejankar, Soroush Abbasi Koohpayegani, and Hamed Pirsiavash. Backdoor attacks on self-supervised learning. *arXiv preprint arXiv:2105.10123*, 2021.
- [72] Ahmed Salem, Michael Backes, and Yang Zhang. Don’t trigger me! a triggerless backdoor attack against deep neural networks. *arXiv preprint arXiv:2010.03282*, 2020.
- [73] Ahmed Salem, Yannick Sautter, Michael Backes, Mathias Humbert, and Yang Zhang. Baaan: Backdoor attacks against autoencoder and gan-based machine learning models. *arXiv preprint arXiv:2010.03007*, 2020.
- [74] Ahmed Salem, Rui Wen, Michael Backes, Shiqing Ma, and Yang Zhang. Dynamic backdoor attacks against machine learning models. *arXiv preprint arXiv:2003.03675*, 2020.
- [75] Sanjay Seetharaman, Shubham Malaviya, Rosni KV, Manish Shukla, and Sachin Lodha. Influence based defense against data poisoning attacks in online learning. *arXiv preprint arXiv:2104.13230*, 2021.
- [76] Ali Shafahi, W Ronny Huang, Mahyar Najibi, Octavian Suci, Christoph Studer, Tudor Dumitras, and Tom Goldstein. Poison frogs! targeted clean-label poisoning attacks on neural networks. In *Advances in Neural Information Processing Systems (NeurIPS)*, 2018.
- [77] Uday Shankar Shanthamallu, Jayaraman J Thiagarajan, and Andreas Spanias. Uncertainty-matching graph neural networks to defend against poisoning attacks. In *AAAI Conference on Artificial Intelligence (AAAI)*, 2021.
- [78] Reza Shokri and Vitaly Shmatikov. Privacy-preserving deep learning. In *Proceedings of the 22nd ACM SIGSAC conference on computer and communications security*, pages 1310–1321, 2015.
- [79] Carl-Johann Simon-Gabriel, Yann Ollivier, Leon Bottou, Bernhard Schölkopf, and David Lopez-Paz. First-order adversarial vulnerability of neural networks and input dimension. In *International Conference on Machine Learning (ICML)*, 2019.
- [80] Jacob Steinhardt, Pang Wei Koh, and Percy Liang. Certified defenses for data poisoning attacks. In *Advances in Neural Information Processing Systems (NeurIPS)*, 2017.
- [81] Jack W Stokes, Paul England, and Kevin Kane. Preventing machine learning poisoning attacks using authentication and provenance. *arXiv preprint arXiv:2105.10051*, 2021.
- [82] Octavian Suci, Radu Marginean, Yigitcan Kaya, Hal Daume III, and Tudor Dumitras. When does machine learning {FAIL}? generalized transferability for evasion and poisoning attacks. In *{USENIX} Security Symposium ({USENIX} Security 18)*, pages 1299–1316, 2018.
- [83] Mingjie Sun, Siddhant Agarwal, and J Zico Kolter. Poisoned classifiers are not only backdoored, they are fundamentally broken. *arXiv preprint arXiv:2010.09080*, 2020.
- [84] Christian Szegedy, Wojciech Zaremba, Ilya Sutskever, Joan Bruna, Dumitru Erhan, Ian Goodfellow, and Rob Fergus. Intriguing properties of neural networks. In *International Conference on Learning Representations (ICLR)*, 2014.
- [85] Guiyu Tian, Wenhao Jiang, Wei Liu, and Yadong Mu. Poisoning morphnet for clean-label backdoor attack to point clouds. *arXiv preprint arXiv:2105.04839*, 2021.

- [86] Alexander Turner, Dimitris Tsipras, and Aleksander Madry. Label-consistent backdoor attacks. *arXiv preprint arXiv:1912.02771*, 2019.
- [87] Jasmine Valera, Jacinto Valera, and Yvette Gelogo. A review on facial recognition for on-line learning authentication. In *2015 8th International Conference on Bio-Science and Bio-Technology (BSBT)*, pages 16–19. IEEE, 2015.
- [88] Yizhen Wang and Kamalika Chaudhuri. Data poisoning attacks against online learning. *arXiv preprint arXiv:1808.08994*, 2018.
- [89] Yuxin Wu and Kaiming He. Group normalization. In *Proceedings of the European conference on computer vision (ECCV)*, pages 3–19, 2018.
- [90] Zhen Xiang, David J Miller, Siheng Chen, Xi Li, and George Kesidis. A backdoor attack against 3d point cloud classifiers. *arXiv preprint arXiv:2104.05808*, 2021.
- [91] Huang Xiao, Battista Biggio, Gavin Brown, Giorgio Fumera, Claudia Eckert, and Fabio Roli. Is feature selection secure against training data poisoning? In *International Conference on Machine Learning (ICML)*, pages 1689–1698, 2015.
- [92] Jing Xu, Stjepan Picek, et al. Explainability-based backdoor attacks against graph neural networks. *arXiv preprint arXiv:2104.03674*, 2021.
- [93] Mingfu Xue, Can He, Shichang Sun, Jian Wang, and Weiqiang Liu. Robust backdoor attacks against deep neural networks in real physical world. *arXiv preprint arXiv:2104.07395*, 2021.
- [94] Xuezhou Zhang, Xiaojin Zhu, and Laurent Lessard. Online data poisoning attacks. In *Learning for Dynamics and Control*, pages 201–210. PMLR, 2020.
- [95] Zhihao Zheng and Pengyu Hong. Robust detection of adversarial attacks by modeling the intrinsic properties of deep neural networks. In *Advances in Neural Information Processing Systems (NeurIPS)*, 2018.
- [96] Shengyan Zhou, Jianwei Gong, Guangming Xiong, Huiyan Chen, and Karl Iagnemma. Road detection using support vector machine based on online learning and evaluation. In *2010 IEEE intelligent vehicles symposium*, pages 256–261. IEEE, 2010.
- [97] Chen Zhu, W Ronny Huang, Hengduo Li, Gavin Taylor, Christoph Studer, and Tom Goldstein. Transferable clean-label poisoning attacks on deep neural nets. In *International Conference on Machine Learning (ICML)*. PMLR, 2019.

A More experiments and technical details

We provide more empirical results and technical details to support our conclusions in the main text.

A.1 Model architectures with group normalization (GN)

Table 5: Classification accuracy (%) of the simulated online learning models by using model architectures with group normalization (GN) on CIFAR-10 (we substitute BN layers in ResNet-18 with GN layers). We perform ablation studies on different tricks used in the accumulative phase.

Method	Acc. before trigger	Acc. after trigger	Δ
Clean trigger	82.99	83.58	+0.59
+ accumulative phase	80.84 \pm 1.08	76.16 \pm 0.76	-4.68 \pm 0.78
+ weight momentum	80.70 \pm 0.44	73.35 \pm 2.09	-7.36 \pm 1.70
Poisoned trigger			
+ $\epsilon = 8/255$	82.99	79.33	-3.66
+ accumulative phase	81.82 \pm 0.16	77.04 \pm 0.19	-4.78 \pm 0.34
+ weight momentum	81.35 \pm 0.81	75.40 \pm 0.75	-5.95 \pm 0.60
+ optimizing \mathcal{P}	80.00 \pm 0.98	75.26 \pm 0.74	-5.74 \pm 0.33
+ weight momentum	80.51 \pm 1.48	73.50 \pm 1.70	-7.02 \pm 0.22
+ $\epsilon = 16/255$	82.99	78.46	-4.53
+ accumulative phase	81.49 \pm 0.39	76.19 \pm 0.94	-5.30 \pm 0.56
+ weight momentum	81.05 \pm 0.99	73.44 \pm 1.72	-7.60 \pm 0.83
+ optimizing \mathcal{P}	80.75 \pm 0.84	72.75 \pm 1.31	-8.00 \pm 1.24
+ weight momentum	80.62 \pm 0.80	71.52 \pm 1.69	-9.10 \pm 1.34
+ $\epsilon = 0.1$	82.99	77.61	-5.38
+ accumulative phase	80.76 \pm 0.35	72.57 \pm 1.06	-8.20 \pm 0.72
+ weight momentum	80.40 \pm 0.75	70.64 \pm 1.64	-9.76 \pm 0.90
+ optimizing \mathcal{P}	80.05 \pm 0.47	70.49 \pm 1.31	-9.56 \pm 1.14
+ weight momentum	80.05 \pm 0.47	68.88 \pm 1.42	-11.17 \pm 1.27

A.2 Visualization of perturbed images




Figure 5: We provide visualization on the perturbed accumulative poisoning samples under $\epsilon = 8/255$, $\epsilon = 16/255$, and $\epsilon = 0.1$, respectively. As seen, the crafted adversarial noises are hardly perceptible, especially in large-scale scenes that a human observer cannot easily distinguish the noise patterns.

A.3 Technical details

Our methods are implemented by Pytorch [68], and run on GeForce RTX 2080 Ti GPU workers. The experiments of ResNet-18 are run by a single GPU. We assume that the poisoning adversaries have white-box accessibility to the model states, including the random seeds in the federated learning case. The CIFAR-10 dataset [42] consists of 60,000 32x32 colour images in 10 classes, with 6,000 images per class. There are 50,000 training images and 10,000 test images. We perform RandomCrop with four paddings and RandomHorizontalFlip in training as the data augmentation.

B More backgrounds

This section introduces more backgrounds on poisoning attacks and backdoor attacks, and details on the adversarial attacks that we use to craft accumulative poisoning samples in our methods. Finally, we describe the commonly used anomaly detection methods against adversarially crafted samples, following previous settings [67].

B.1 Poisoning attacks and backdoor attacks

There is extensive prior work on poisoning attacks, especially in the offline settings against SVM [6], logistic regression [60], collaborative filtering [47], feature selection [91], clustering [14], and neural networks [17, 39, 40, 62, 82]. Poisoning attacks in real-time data streaming are studied on online SVM [8], autoregressive models [2, 13], bandit algorithms [38, 51, 54], and classification [46, 88, 94].

Compared to poisoning attacks, backdoor attacks draw attention in more recent researches. These progresses involve backdoor attacks on self-supervised learning [71], point clouds [49, 85, 90], language models [48], graph neural networks [92], real physical world [93], brain computers [61], generative models [73], and image classification [23, 72, 74].

B.2 Adversarial attacks

In online learning case, the poisoning capability is constrained under ℓ_p -bounded threat models, where the perturbation δ is required to be bounded by a preset threshold ϵ under ℓ_p -norm, i.e., $\|\delta\|_p \leq \epsilon$. Below we introduce the details of several adversarial attacks that can be used in our experiments.

Fast gradient sign method (FGSM) [27] generates an adversarial example under the ℓ_∞ norm as

$$\mathbf{x}^{adv} = \mathbf{x} + \epsilon \cdot \text{sign}(\nabla_{\mathbf{x}} \mathcal{L}_A(\mathbf{x}, y)), \quad (15)$$

where \mathbf{x} is the original clean input, y is the input label, \mathbf{x}^{adv} is the crafted adversarial input, and \mathcal{L}_A is the adversarial objective. The sign function sign is used according to the first-order approximation under ℓ_∞ -norm [65, 79].

Projected gradient descent (PGD) [55] extends FGSM by iteratively taking multiple small gradient updates as

$$\mathbf{x}_{t+1}^{adv} = \text{clip}_{\mathbf{x}, \epsilon}(\mathbf{x}_t^{adv} + \eta \cdot \text{sign}(\nabla_{\mathbf{x}} \mathcal{L}_A(\mathbf{x}_t^{adv}, y))), \quad (16)$$

where $\text{clip}_{\mathbf{x}, \epsilon}$ projects the adversarial example to satisfy the ℓ_∞ constraint and η is the step size. Note that PGD involves a random initialization step as $\mathbf{x}_0^{adv} \sim \mathcal{U}(\mathbf{x} - \epsilon, \mathbf{x} + \epsilon)$.

Momentum iterative method (MIM) [18] integrates a momentum term into basic iterative method (BIM) [44] with the decay factor $\mu = 1.0$ as

$$\mathbf{g}_{t+1} = \mu \cdot \mathbf{g}_t + \frac{\nabla_{\mathbf{x}} \mathcal{L}_A(\mathbf{x}_t^{adv}, y)}{\|\nabla_{\mathbf{x}} \mathcal{L}_A(\mathbf{x}_t^{adv}, y)\|_1}, \quad (17)$$

where the adversarial examples are updated by

$$\mathbf{x}_{t+1}^{adv} = \text{clip}_{\mathbf{x}, \epsilon}(\mathbf{x}_t^{adv} + \alpha \cdot \text{sign}(\mathbf{g}_{t+1})). \quad (18)$$

MIM has good performance as a transfer-based attack in the black-box setting.

B.3 Anomaly detection in the adversarial setting

Recently, many defense methods are proposed against poisoning attacks [9, 11, 25, 59, 75, 77, 81] and against backdoor attacks [3, 20, 22, 31, 35, 37, 50]. Since we apply adversarial attacking methods (i.e., PGD) to craft accumulative poisoning samples, we exploit related detection methods in the adversarial literature.

Kernel density (KD). In Feinman et al. [21], KD applies a Gaussian kernel $K(z_1, z_2) = \exp(-\|z_1 - z_2\|_2^2 / \sigma^2)$ to compute the similarity between two features z_1 and z_2 . There is a hyperparameter σ controlling the bandwidth of the kernel, i.e., the smoothness of the density estimation. For KD, we restore 1,000 correctly classified training features in each class and use $\sigma = 10^{-2}$.

Local intrinsic dimensionality (LID). In Ma et al. [53], LID applies K nearest neighbors to approximate the dimension of local data distribution. The empirical estimation of LID is calculated as

$$\text{LID}(x) = - \left(\frac{1}{K} \sum_{i=1}^K \log \frac{r_i}{r_K} \right)^{-1}, \quad (19)$$

where r_i is the distance from x to its i -th nearest neighbor. Note that we actually apply negative LID (i.e., $-\text{LID}(x)$) to make sure that a lower metric value indicates outliers. Instead of computing LID in each mini-batch, we allow the detector to use a total of 10,000 correctly classified training data points, and treat the number of K as a hyperparameter. For LID, we restore a total of 10,000 correctly classified training features and use $K = 600$.

Gaussian-based detection. Gaussian mixture model (GMM) [95] and Gaussian discriminative analysis (GDA) [45] are two commonly used Gaussian-based detection methods. Both of them fit a mixture of Gaussian model in the feature space of trained models. The main difference is that GDA uses all-classes data to fit a covariance matrix, and GMM fits conditional covariance matrices. We calculate the mean and covariance matrix on all correctly classified training samples.