

An Information Retrieval Approach to Building Datasets for Hate Speech Detection

Md Mustafizur Rahman
School of Information
The University of Texas at Austin
USA
nahid@utexas.edu

Dinesh Balakrishnan
Department of Computer Science
The University of Texas at Austin
USA
dinesh.k.balakrishnan@utexas.edu

Dhiraj Murthy
School of Journalism and Media
The University of Texas at Austin
USA
Dhiraj.Murthy@austin.utexas.edu

Mucahid Kutlu
Department of Computer Engineering
TOBB Economy and Tech. University
Turkey
m.kutlu@etu.edu.tr

Matthew Lease
School of Information
The University of Texas at Austin
USA
ml@utexas.edu

ABSTRACT

Building a benchmark dataset for hate speech detection presents several challenges. Firstly, because hate speech is relatively rare – e.g., less than 3% of Twitter posts are hateful [14] – random sampling of tweets to annotate is inefficient in capturing hate speech. A common practice is to only annotate tweets containing known “hate words”, but this risks yielding a biased benchmark that only partially captures the real-world phenomenon of interest. A second challenge is that definitions of hate speech tend to be highly variable and subjective. Annotators having diverse prior notions of hate speech may not only disagree with one another but also struggle to conform to specified labeling guidelines.

Our key insight is that the rarity and subjectivity of hate speech are akin to that of relevance in information retrieval (IR) [38]. This connection suggests that well-established methodologies for creating IR test collections might also be usefully applied to create better benchmark datasets for hate speech detection. Firstly, to intelligently and efficiently select which tweets to annotate, we apply established IR techniques of *pooling* and *active learning*. Secondly, to improve both consistency and value of annotations, we apply *task decomposition* [52] and *annotator rationale* [26] techniques. Using the above techniques, we create and share a new benchmark dataset¹ for hate speech detection with broader coverage than prior datasets. We also show a dramatic drop in accuracy of existing detection models when tested on these broader forms of hate. Collected annotator rationales not only provide documented support for labeling decisions but also create exciting future work opportunities for dual-supervision [50] and/or explanation generation in modeling.

Content Warning: We discuss hate speech and provide examples that might be disturbing to read. Please be forewarned.

KEYWORDS

Hate Speech, Test Collections, Pooling, Active Learning, Rationales

1 INTRODUCTION

Datasets translate real-world phenomena into surrogate research environments within which we formulate computational tasks and

¹We will release the dataset upon publication.

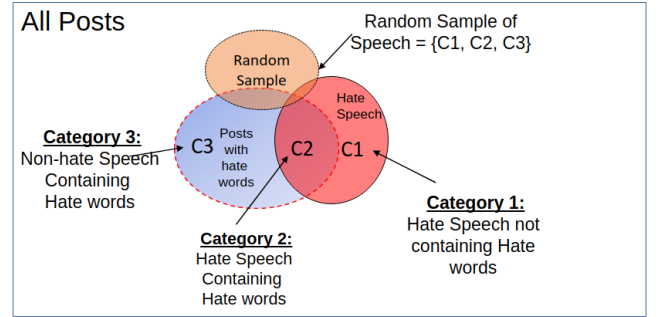


Figure 1: Hate speech coverage resulting from different choices of which social media posts to annotate. Given some list of “hate words” by which to filter posts, some matching posts are indeed hateful (region C2, *true positives*) while other matching posts are benign (region C3, *false positives*). Region C1 indicates *false negatives*: hate speech missed by the filter and mistakenly excluded. Random sampling correctly overlaps C1+C2 but is highly inefficient in coverage.

perform modeling. Training data defines the totality of what models have the opportunity to learn, while testing data provides the means by which we measure empirical success and field progress. In sum, benchmark datasets define the world within which models (and researchers) operate. However, research to improve models is often prioritized over research to improve the data environments in which models operate, even though mismatch between dataset and real-world can lead to significant modeling failures in practice [37].

With hate speech detection, many valuable datasets already exist, e.g., [7, 8, 14, 15, 45, 47]. Each of these datasets embodies an underlying design tradeoff (often implicit) in how to balance cost vs. coverage of hate (in all of the many forms in which it manifests). At one extreme, random sampling ensures representative coverage but is highly inefficient (e.g., less than 3% of Twitter posts are hateful [14]). At the other extreme, one can annotate only those tweets matching a pre-defined list of “hate words” [17, 29] known to highly indicative of hate [7, 15, 16, 46, 47]. While restricting annotation to a fixed word list is very effective in boosting the prevalence of hate found in annotation, it sacrifices representative coverage for cost-savings, yielding a biased dataset whose distribution diverges

from the real world we seek to model [19]. We illustrate this visually via the Venn diagram shown in **Figure 1**.

What constitutes hate speech is also fairly subjective, with a multitude of varying definitions found across legal, regional, platform, and personal contexts [7, 13, 47]. Consequently, annotators having diverse prior notions of hate speech often disagree with one another (especially when guidelines allow more subjective judgments), and may also struggle to conform to stricter labeling guidelines.

Our key insight is that the rarity and subjectivity of hate speech are akin to that of relevance in information retrieval (IR) [38]. This suggests that established methods for creating IR test collections might also be usefully applied to create better hate speech datasets.

Firstly, we can view common practice today in building hate speech datasets as a three-stage pipeline: (1) a manually-constructed Boolean filter screens-in potentially hateful posts; (2) random down-sampling reduces data to an affordable scale for annotation; and (3) posts pass through human review. Notably, a similar pipeline is also used in IR tasks of legal *e-discovery* and medical *systematic review* [22], though the Boolean filter in those domains typically emphasizes recall rather than precision. Just as probabilistic models have largely superseded deterministic, rule-based expert systems, we expect a probabilistic retrieval model to more intelligently and efficiently select what to annotate vs. a manual Boolean filter.

We apply two established techniques utilized in IR to develop test collections: *pooling* [38] and *active learning* (AL) [6, 33]. In both cases, we begin with a very large random sample of social media posts to search (i.e., the *document collection*). With pooling, we use existing hate speech datasets and models to train a diverse ensemble of predictive models. We then prioritize posts for annotation by their predicted probability of being hateful. Finally, annotation is restricted to the resulting *pool* of highly-ranked posts, reducing annotation cost, while the diversity of prediction models and the datasets on which they were trained ensures diversity of posts prioritized for inclusion in the pool.

The second technique we apply, AL [6, 33], requires only an initial set of *seed* posts from which a classifier is progressively trained to intelligently select which posts should be labeled next by human annotators. The tight annotation-training feedback loop can provide greater efficiency in annotation, and unlike pooling, it does not require (nor is biased by) existing hate speech datasets. On the other hand, the use of a single AL model may reduce the diversity in which posts are selected for annotation. Our experiments compare several AL strategies and feature representations, and we find that AL can effectively find around 80% of the hateful posts from pooling while spending only 50% of the pooling annotation budget.

A second key challenge in creating hate speech datasets is ensuring the quality of collected annotations, especially given the subjective nature of hate speech. The use of inexperienced crowd annotators can further exacerbate concerns regarding label reliability [40]. We apply a set of strategies from IR relevance judging to address this. Firstly, applying *task decomposition* [28, 52], we decompose the subjective and complex judging task into a structured set of simpler tasks. Secondly, we design the annotation task to let us measure annotator *self-consistency* [52]. This provides a means of establishing label validity on the basis of an annotator being internally consistent, which is important for subjective labeling tasks in which we expect *inter-annotator* disagreement across annotators.

Finally, we require that annotators provide constrained *rationales* justifying their labeling decisions [20, 26], which prior work has found to improve label accuracy, verifiability, and utility.

Using the above techniques, we create and share a new benchmark dataset for hate speech detection consisting of 9,667 tweets, each annotated by three workers on Amazon Mechanical Turk, at a total dataset annotation cost of approximately \$5K USD.

With regard to diverse coverage of hate speech in our dataset, we show in Section 5.2 that pooling yields 14.60% *relative coverage*, far better than prior work [14]’s combination of random sampling with keyword-based filtering (10.40%). Furthermore, we benchmark the existing state-of-the-art models [1, 4, 10] for hate speech detection and find that the performance of these models drops drastically when tested on these broader forms of hate (Table 3).

Regarding annotation efficiency, the *prevalence* of 14.12% of annotated tweets we find to be hateful exceeds a number of prior datasets [7, 13, 16] while crucially also providing the aforementioned greater coverage. It is important to understand that prevalence can be artificially boosted by only annotating a highly restricted set of tweets; e.g., Waseem and Hovy [47] achieve a highly efficient prevalence of 31% hate in annotations, but their dataset is highly skewed, with a single user generating 96% of all racist tweets, while another user produces 44% of all sexist tweets [2]. Just as one seeks to balance precision and recall in classification, so here we wish to balance prevalence and coverage in selecting posts for annotation.

Finally, as with HateXplain [25], our collection of rationales as well as labels creates the potential for explainable modeling [43] and dual-supervision [51]. However, while HateXplain collects rationales only for the overall labeling decision, our collection of rationales for different annotation sub-tasks creates intriguing possibilities for dual-supervision [50] and explanations across different types of evidence contributing to the overall labeling decision [23]. In particular, annotator rationales identify derogatory language, language inciting violence, and the targeted demographic group.

2 RELATED WORK

A considerable amount of research [7, 8, 12, 14–16, 19, 46, 47] has been conducted to construct datasets for hate speech. These approaches can be mainly categorized into three groups: i) keyword-based search [7, 15, 16, 46, 47]; ii) random sampling [8, 19]; and iii) random sampling with the keyword-based search [12, 14].

Keyword-based search. Because less than 3% of tweets are hateful [14], prior studies for constructing hate speech are largely based on the keyword-based search. In particular, a set of manually curated “hate words” are defined and documents containing any of these keywords are selected for annotation. While defining this list of keywords, prior work often considers hate words that are typically used to spread hatred towards various targeted groups. For example, Waseem and Hovy [47] identify 17 different keywords as hate words which covers hate under racism and sexism categories. Waseem and Hovy find 130K tweets containing those hate words and annotate 16,914 of them as racist, sexist, or neither.

Golbeck et al. [15] also define their own set of 10 hate words which are used to cover racism, Islamophobia, homophobia, anti-semitism, and sexism related hate speech. Similarly, Warner and Hirschberg [44] also construct a hate speech dataset containing 9,000 human-labeled documents from Yahoo News! and *American*

Table 1: Example tweets from across the Venn diagram regions shown in Figure 1. Tweets containing known “hate words” are found in regions C2 and C3, corresponding to *true positives* and *false positives*, respectively. Crucially, region C1 indicates *false negatives*: bonafide hate speech missed in hate speech datasets that only include tweets matching known hate words.

Figure 1 Region	Documents
C1	“You’re telling me your prophet had sex with a 9 year old kid, but you can’t eat a ham sandwich because it’s unclean? What is that?”
C1	“You can yell at these Libs all day. They don’t listen. But if you ridicule them nationally they can’t take it”
C2	“Real Rednecks don’t use the internet you pussy ”
C2	“guarantee slavery wasnt even that bad...you know niggas over exaggerate dramatize everything”
C3	“Don’t call me black no more. That word is just a color, it ain’t facts no more”
C3	“AGENT Are you crazy? You’ll never make it in the white trash rap/rock genre with a name like that SKIDMORE ROCKEFELLER”

Jewish Congress where they consider hate words targeting Judaism and Israel. Apart from using keywords targeted towards specific groups, prior work also utilizes general hate words. For instance, Davidson et al. [7] utilize keywords from the HateBase [17], a crowd-sourced list of hate words, whereas Founta et al. [14] use keywords from both the HateBase and an offensive words dictionary [29].

Prior work [18, 21] on hate speech dataset construction also focused on profiles of social media users who are known to generate hateful content. For example, Kwok and Wang [21] search for keywords from Twitter users who claim themselves as racist or are deemed racist based on the news sources they follow.

Random Sampling. Kennedy et al. [19] argue that the datasets constructed by the keyword-based search are biased towards those keywords and therefore are not representative of the real-world. Thus the authors randomly sample 28,000 Gab (gab.com) posts for annotation. Similarly, de Gibert et al. [8] collect documents for annotation from a White Supremacist forum (<https://www.stormfront.org>) by selecting documents uniformly at random.

Random Sampling with Keyword Search. Prior work has also combined keyword-based search and random sampling to select posts for annotation. For example, Founta et al. [14] develop a hate speech dataset that contains 91,951 annotated tweets categorized into four categories: abusive, hateful, spam, and normal. While many annotated tweets are randomly sampled from the Twitter API, they also select some tweets for annotation based on the keyword-based search to increase prevalence.

Similarly, Wulczyn et al. [49] develop a dataset of personal attacks from Wikipedia comments that contains 37,000 randomly sampled comments and 78,000 comments from users who are blocked. The authors mention that since the prevalence of personal attacks on those 37,000 randomly sampled comments is only 0.9%, they increase the prevalence of personal attacks comments by searching over the blocked users’ comments.

We do not use the keyword-based search method in our work and do not apply only random sampling. Instead, we adapt the well-known pooling method [38] for constructing IR test collections to select documents to be annotated. To our knowledge, this is the first work using pooling method to construct a hate-speech dataset.

3 PROPOSED APPROACH

Table 1 examples highlight the weakness of only annotating posts matching known “hate words” [7, 15, 16, 47], covering only regions C2-C3. The prevalence of hate in such datasets is also limited by

the word list used [42]. We also discussed why random sampling, while representative in coverage, is highly inefficient in finding hate speech. We thus seek a better, more intelligent approach.

Our proposed approach consists of two phases: i) a **Document Collection Construction Phase**; and ii) a **Document Selection Phase**. In the document collection construction phase, we sample a large number of documents² (e.g., tweets, posts, etc.) uniformly at random to ensure representative coverage of the domain and the phenomenon we seek to model. For the document selection phase, we propose two approaches: i) pooling [38] (described in this section) and ii) active learning (AL) (see Section 7 for details). In the document selection phase via pooling, we apply a set of trained machine learning models to predict the hatefulness of documents and use those predictions to select documents to be annotated.

3.1 Document Collection Construction Phase

In this phase, we construct a collection of documents (e.g., tweets) by collecting a random sample of tweets from the Twitter Public API, which usually provides 1% random sample of the entire Twitter stream in a given time range. In our case, we have collected tweets in the period May-2017 to Jun-2017. Note that these tweets are not constrained by a set of keywords. Therefore, the document collection can have a broad range of hate speech.

Next, we apply regular expressions to get rid of tweets containing retweets, URLs, or short videos. Tweets are also anonymized by removing the @username tag. However, we do not remove any emojis from tweets as those might be useful for annotating hate speech. We filter out any tweets as non-English unless two separate automated language detection tools, Python Langdetect³ and Python Languid⁴, both classify the Tweet as English. Finally, after removing duplicate tweets, approximately 13.6 million English tweets remain as our document collection.

3.2 Document Selection Phase

The main goal of the document selection phase is to improve both the prevalence and the coverage of hate speech in the final annotated hate speech dataset. To achieve this goal, our approach inspired from pooling [38] is presented in **Algorithm 1**. Specifically, our algorithm utilizes the document collection X to select and annotate b documents for the final hate speech dataset R . Since we

²We will use documents, tweets and posts interchangeably for the rest of this article.

³<https://pypi.org/project/langdetect/>

⁴<https://github.com/saffsd/langid.py>

Algorithm 1: Our Pooling-based Approach for Constructing a Hate Speech Dataset

Input : Document collection X • Set of prior hate speech datasets D • Set of classifiers C • total budget b • selection threshold t

Output: Hate Speech Dataset R

```

1  $S \leftarrow \emptyset$ 
2 for  $i \leftarrow 1$  to  $|D|$  do
3   for  $j \leftarrow 1$  to  $|C|$  do
4      $\hat{C}_j^i \leftarrow \text{train\_model}(C_j, D_i)$   $\triangleright$  train classifier  $C_j$ 
      using data  $D_i$ 
5      $\forall x \in X$  predict hatefulness of document  $x$  using  $\hat{C}_j^i$ 
6     for  $k \leftarrow 1$  to  $|X|$  do
7       if the predicted hatefulness score of  $x^k \geq t$ 
8         then  $S \leftarrow S \cup x^k$ 
9  $T \leftarrow$  Randomly sample  $b$  unique documents from  $S$   $\triangleright$  Set of
    selected documents
10  $R \leftarrow R \cup \{ \langle x^i, y^i \rangle \mid x^i \in T \}$   $\triangleright$  Collect annotations
```

are not using any keyword to select documents for annotation, our algorithm requires three inputs: i) a set of prior hate speech datasets D ii) a set of classifiers C and iii) a threshold t to select documents for annotation based on their predicted hatefulness from the trained machine learning models.

Without loss of generality, given a prior hate speech dataset D_i and a classifier C_j , we induce a machine learning model \hat{C}_j^i , by training C_j on D_i (Line 4). Then we employ this \hat{C}_j^i to predict the hatefulness score of every document x in the collection X (Line 5). If the predicted score of document x is greater than the provided threshold t , we consider that document for annotation and add it in the set S . (Lines 6 - 7). This process iterates for all datasets and classifiers in the set D and C (Lines 2 - 7), respectively. Next, we randomly select b unique documents from S (Line 8) to further enforce hate speech coverage. Finally, we collect human labels for those documents to construct the hate speech dataset R (Line 9).

The rationale for training a machine learning model instead of using the keyword-based search is two-fold. Firstly, the effectiveness of the keyword-based search is limited by its reliance on the list of keywords [42], whereas a trained machine learning model learns predictive features from prior datasets. While learning those predicted features, these models automatically learn frequently occurring terms in hate speech that are not necessarily hate keywords. Consequently, apart from covering hate speech from category 2, this phenomenon helps in finding hate speech from category 1 as illustrated in Figure 1. Secondly, these trained models assist us to find documents that are likely to be hateful (both from category 1 and category 2) and thus improves the prevalence of hate in the annotated hate speech dataset.

4 DOCUMENT ANNOTATION PROCESS

In this section, we describe the steps that are implemented to collect annotations for the selected documents.

4.1 Annotation Guidelines

Our designed annotation guidelines consist of a clear definition of what constitutes as hate speech and examples covering various cases of hate speech. Following Davidson et al. [7], we also instruct the annotators not to annotate any post as hateful if the derogatory language used in the post does not have any target associated with a protected group. Furthermore, annotators are explicitly instructed that they should not label any pornographic content as hateful.

4.2 Annotation Interface

Based on Sanguinetti et al. [39], we design an annotation scheme that is hierarchical in nature and decomposes the hate annotation task into a set of simpler sub-tasks corresponding to the definitional criteria that must be met for a post to constitute hate speech. Instructions ask annotators to follow these steps in order:

- (1) Highlight any words or phrases in the post **INCITING VIOLENCE**.
- (2) Highlight any **DEROGATORY LANGUAGE** in the post on the basis of group identity.
- (3) If the post **IMPLICITLY** incites violence or denigrates an individual or group on the basis of group identity, select that option. [**INCITING VIOLENCE / DEROGATORY LANGUAGE**]
- (4) If the target is **EXPLICIT**, highlight the **INTENDED TARGET** in the post. If the target is implicit, **name the target**.
- (5) Identify the type of group targeted (explicit or implicit). [**BODY / GENDER / IDEOLOGY / RACE / RELIGION / SEXUAL ORIENTATION / OTHER**]
- (6) Based on your answers to the above steps, do you believe the post is hateful? [**YES / NO**]
- (7) We welcome any additional explanation of your labeling decisions you would like to provide. [**TEXTBOX INPUT**]

This annotation scheme requests the annotators to identify both the violating content (Steps 1-2) and the demographic group targeted (Steps 3-5). When the annotators reach Step 6, they have already completed several sub-tasks. They then decide whether they believe the post is hateful or not.

Targeted group identification. Once annotators identify the target of hate (implicit or explicit), they select the group identity of the target. There are seven (7) categories of targeted groups in our interface, as listed in the interface (Step 5).

Categorization of highlighted terms. While Mathew et al. [25] ask the annotators to only highlight terms that are related to hate speech, in our interface, annotators have to do both highlighting and categorization of terms that are related to the actions and the targets of hate speech. For example, for this post “Good morning Kanye. Shut the fuck up”, the annotators have to highlight “Kanye” as the target and they also have to highlight terms “Shut” and “fuck” and categorize those terms as derogatory terms. In addition to the potential downstream value of the collected rationales, it is known from prior work [20, 26] that requiring annotator rationales improves label quality, even if the rationales are ignored.

4.3 Collecting Annotations

We hire annotators from Amazon Mechanical Turk. To ensure label quality, only well-reputed annotators are selected with at least 5,000

approved HITs and a 95% HIT approval rate. We pay \$0.16 USD per tweet. Since three annotators annotate each tweet, including the platform fees, we have paid \$4,930.17 USD in total to annotate 9,667 tweets. We apply majority voting to compute the final label.

Guidelines indicate that if a tweet is hateful, annotators must identify both the targets and the actions related to hate speech; otherwise, their work will be rejected. Furthermore, typically only a few words or phrases are related to targets and actions of hate speech, and so highlighting all words will yield rejection.

To facilitate quality checks, we collect the annotations in iterative small batches. The quality check typically includes randomly sampling some annotated tweets and checking the annotations. Finally, if we reject any HIT, we notify the worker why we have done so and re-assign the task to other annotators.

5 FINAL HATE SPEECH DATASET

5.1 Constructing Hate Speech Dataset

To construct the hate speech dataset using the proposed pooling-based approach (Algorithm 1), we utilize the prior hate speech datasets created by Basile et al. [5], Davidson et al. [7], Golbeck et al. [15], Grimmer and Klinger [16], Waseem and Hovy [47]. Each classifier is trained to do the binary classification of hate or non-hate, and thus the prior datasets are transformed accordingly. For classifiers, we have used Logistic Regression, Naive Bayes, and three more recent models described below.

I. LSTM. The LSTM model implemented by Badjatiya et al. [4] achieves 93% F_1 on the hate speech dataset created by Waseem and Hovy [47] (though it is unclear whether they report macro or micro F_1). The deep learning architecture starts with an embedding layer with dimension size of 200. Then it is followed by a Long Short-Term Memory (LSTM) network. Their final layer is a fully connected layer with a soft-max activation function to produce probabilities across three classes, namely sexist, racist, and non-hateful, at the output layer. To train the model, they use the categorical cross-entropy as a loss function and the Adam optimizer. In our case, we modify the output layer with two nodes and use Sigmoid as an activation function as we have a binary classification task. Finally, for the loss function, we use the binary cross-entropy loss function. The model is trained for ten epochs following Badjatiya et al. [4].

II. BiLSTM. Agrawal and Awkar [1] design a Bi-LSTM architecture that achieves $\approx 94\%$ score in terms of both micro and macro averaged F_1 on the hate speech dataset constructed by Waseem and Hovy [47]. Their architecture consists of the following layers sequentially: 1) Embedding layer, 2) BiLSTM Layer, 3) Fully Connected layer, and 4) output layer with three nodes. They also use the softmax activation function for the final layer and the categorical cross-entropy as loss function with the Adam optimizer. For this BiLSTM model, we also perform the same modification as we do for the LSTM model. In addition, we train the model for 30 epochs.

Note. For both LSTM and BiLSTM models, we use the corrected versions of these models reported by Arango et al. [2].

III. BERT. We also utilize Bidirectional Encoder Representations from Transformers (BERT) [10] which achieves 67.4% macro averaged F_1 on the hate speech dataset created by Mathew et al. [25]. In the pooling-based approach, we use the bert-base-uncased model with 12 layers, 768 hidden dimensions, 12 attention heads,

Table 2: Comparison of Datasets. Pooling is seen to achieve the best balance of prevalence vs. relative coverage compared to the keyword-based search (KS) and random sampling (RS) methods.

Dataset	Size	Method	Prevalence	Rel. Cov.
G&K [16]	2,999	KS	11.7%	0.0%
W&H [47]	16,914	KS	31%	0.0%
G. et al. [15]	19,838	KS	15%	0.0%
D. et al. [7]	24,783	KS	5.77%	0.0%
F&N [13]	91,951	KS and RS	4.96%	10.40%
Our approach	9,667	Pooling	14.12%	14.60%

and 110M parameters. For fine-tuning BERT, we apply a fully connected layer with the output corresponding to the CLS token. The BERT model is fine-tuned for five epochs.

Document Pre-processing. We pre-process tweets using tweet-preprocessor⁵. Then we tokenize, and normalize those pre-processed tweets. For the TF-IDF representation, we further stem those tweets using Porter Stemmer [48].

Document Representation. For LSTM and BiLSTM models, documents are represented using a word embedding where the embedding layer is initialized using the Twitter pre-trained GloVe embedding [32] which is pre-trained on 2 billion tweets. For the Logistic Regression and Naive Bayes models, we generate the TF-IDF representation [36] of documents using bigram, unigram, and trigram features following the work of Davidson et al. [7].

Annotation Process. We collect the annotations in two phases: a set of iterative pilot experiments (4,668 labeled tweets), followed by consistent use of our final annotation design (4,999 labeled tweets). The pilot data revealed two key issues: i) many pornography-related tweets are annotated as hateful, and ii) sometimes annotators did not highlight both the targets and the actions of hate speech. We thus updated the annotation guidelines accordingly. Although we release the annotated labels collected from both of these phases, we only analyze and report results using the 4,999 annotations collected from the final annotation design.

5.2 Dataset Properties and Evaluation

For a tweet, if an annotator selects both targets and actions (Steps 1-5), we can post-process those information to infer whether a tweet is hateful or not (i.e., inferred hate label). On the other hand, at Step 6, annotators also provide their final judgment regarding the hatefulness of the post (i.e., manual hate label). This comprises an annotator *self-consistency* check [52], and we filter out responses in which manual and inferred hate labels disagree. The resulting dataset contains 4,725 tweets. Annotators are seen to be self-consistent in highlighting terms and providing final judgments 94.5% of the time. If we measure inter-annotator agreement across annotators, however, we observe a Fleiss kappa of only 0.15, which is comparable to prior work [9, 21, 31, 35]. Given task subjectivity, this is why self-consistency checks are so important for ensuring data quality.

For the discarded 274 tweets, 50% of the time, annotators label a tweet as hateful, but they do not select either corresponding targets or actions of hate or both. We also notice that some annotators still mark pornographic content as hateful.

⁵<https://pypi.org/project/tweet-preprocessor/>

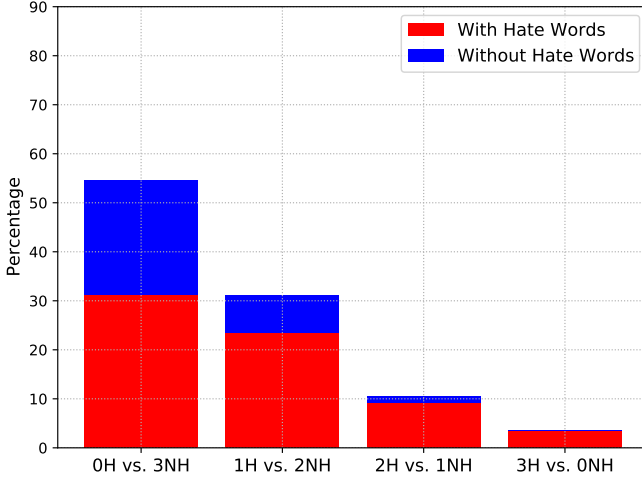


Figure 2: Distribution of annotators' agreement

Relative Coverage. Since we do not use any “hate words” to restrict our hate speech dataset, it covers hateful posts from both C1 and C2 categories (Figure 1). To quantitatively measure the coverage of hate in a dataset, we define the following performance metric as *Relative Coverage* to quantify the percentage of annotated hateful posts that do not contain known hate words.

$$\text{Relative coverage} = 100 \times \frac{N_T - N_{TH}}{N_{TH}} \quad (1)$$

where N_T is the total number of hateful posts in the dataset and N_{TH} is the total number of hateful posts containing hate words.

Note that any hate speech dataset which is constructed using the keyword-based search would have $N_T = N_{TH}$, yielding a relative coverage of 0% as found in Table 2. Recall that the dataset constructed by Founta et al. [14] contains tweets from both the keyword-based search and random sampling, and thus the relative coverage of their dataset is 10.40%. In contrast, the relative coverage of our hate speech dataset is 14.60%.

Prevalence. Of the final 4,725 tweets in our hate speech dataset, 667 tweets are annotated as hateful. From Table 2, we see that the prevalence of our hate speech dataset is 14.12% which is higher than the datasets created by Founta et al. [14] where the authors cover a broad range of hate speech by combining random sampling with the keyword-based search. In addition to that, the prevalence of our hate speech dataset exceeds that for Davidson et al. [7] and is comparable to the datasets created by Grimminger and Klinger [16] and Golbeck et al. [15], where the authors employ keyword-based search. Because we do not utilize any keyword-based search, there are some datasets [47] where the prevalence is higher than ours.

Effect of the presence of hate words on annotation. We also analyze how the presence of hate words affects the decision-making process of the annotators. To achieve that, we plot the frequency distribution of the number of annotators who agree regarding the label of tweets in Figure 2. For example, the 1H vs. 2NH entry on the x-axis of Figure 2 represents how many times one annotator labels a tweet as hateful, but two annotators annotate that tweet as non-hateful. The frequency distribution is divided into two sets

where one set does not contain hate words, and another set contains hate words. For example, 3.36% of the time, all three annotators label a tweet as hateful when there are hate words in tweets. In contrast, only 0.19% of the time, three annotators label a tweet as hateful when there is no hate word in that tweet (3H vs. 0NH). This observation is also true for the other entries on the x-axis. Annotators agree more given known hate words in tweets.

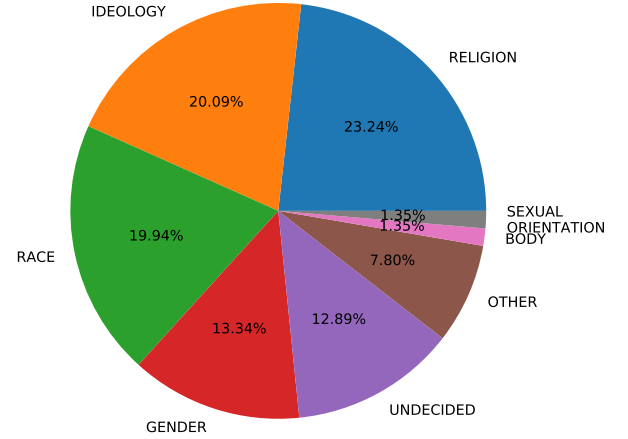


Figure 3: Hate speech distribution over targeted groups.

Targeted group label. The targeted group label of a hateful tweet is computed using majority voting. However, we find that there are 86 hateful tweets where all three annotators assign different targeted groups. In those cases, the targeted group label is assigned to “UNDECIDED”. A closer inspection on this “UNDECIDED” category reveals that for 83 tweets out of 86 UNDECIDED tweets, one annotator out of three provides “NONE” as a targeted group, contrary to our guidelines. Furthermore, for 35 tweets, one annotator selects “GENDER”, but another annotator mostly picks “IDEOLOGY” or “RACE”. For example, one annotator selects “GENDER” but the other annotator picks “IDEOLOGY” for tweet “F**k off you old socialist millionaire Clinton b***h”. Here we find “UNDECIDED” category because the tweets can be interpreted as hateful to two different target groups.

Figure 3 presents the percentage of hate speech under each targeted group. We see that the largest three targeted groups are religion, ideology, and race, accounting for more than 62% of hate speech in the dataset. Those top three groups have almost equal share ($\approx 20\%$). To understand further each of these targeted groups, we analyze the top 10 most frequent terms appearing under each of these targeted groups and find that some of these targeted groups cover a broad range of hate speech which is one of our goals. For example, the “Race” group consists of hate speech on the basis of ethnicity, race, colour, or descent. Similarly, the “Religion” group covers hate towards Muslims and Christians. Furthermore, under the “Ideology” group, targeted groups include individual or groups having various ideologies such as liberals, republicans, and feminists. The same observation holds if we consider the “sexual orientation” group. However, if we consider the “Gender” group, we find

that this group mainly covers hate towards only women. Finally, 66% and 20% of the hateful tweets are explicit and implicit, respectively, whereas the remaining 14% falls under the “UNDECIDED” category of annotator disagreement.

6 MODEL BENCHMARKING

In this section, we benchmark three recent models, namely i) LSTM [4], ii) BiLSTM [1] and iii) BERT [10], on our hate speech dataset. The details of these models, along with their corresponding feature representations, are already discussed in Section 5.1.

Train and Test Sets. To compare the models, we perform an 80/20 train/test split of our dataset. To maintain class ratios in this split, we apply stratified sampling. For analysis, we also partition test results by presence / absence of known “hate words”. Train and test set splits contain 3,779 and 637 / 309 tweets, respectively.

Results and Discussion. Performance of the models on the test sets in terms of precision (P), recall (R) and F_1 is shown in Table 3. Following Arango et al. [2], we also report these three performance metrics for both hateful and non-hateful class (Table 3, Column - Class). We discuss the performance of the models considering the two types of test sets as described above.

Case I. Without Hate Words. Intuition is that correctly classifying a document as hateful is comparatively difficult for the models. This is because models typically learn training weights on the predictive features, and for hate classification, those hate words are the most vital predictive features which are absent in this setting. By observing the F_1 column (5th column from the left), we can find that for the hateful class, all these models, including BERT, provide below-average performance ($F_1 \leq 26.66\%$). In other words, these models are mostly classifying an actual hateful document as non-hateful, i.e., the number of false negatives is very high.

On the other hand, when there is no hate word in documents, those same models provide superior performance on the non-hateful class with $F_1 \approx 96.00\%$. Therefore, we hypothesize that the absence of predictive features (e.g., hate words) and the class imbalance (only 14.12% of the dataset is hateful) are probably responsible for this kind of performance of the models on the non-hateful class.

Case II. With Hate Words. In this case, hate words exist in documents, and models are more effective than the previous case in their predictive performance (Table 3, Columns 6, 7, and 8) on the hateful class. For example, F_1 of BERT on the hateful class has improved from 26.66% (Column 3) to 47.79% (Column 8). This further justifies that hate words are important predictive features for these models to predict a document as hateful.

On the other hand, for classifying documents as non-hateful when there are hate words in documents, the performance of models are comparatively low (average F_1 across models is $\approx 86\%$) than the case when there is no hate word in documents (average F_1 across models is $\approx 96\%$). This can be explained by the fact that due to the presence of hate words, models predict an actual non-hateful document as hateful.

Table 3 shows clearly that models for hate speech detection struggle to correctly classify documents as hateful when “hate words” are absent. While prior work by Arango et al. [2] already confirms that there is an issue of overestimation of the performance of current state-of-the-art approaches for hate speech detection,

our experimental analysis suggests that models need further help to cover both categories of hate speech (C1 and C2 from Figure 1).

Table 3: Hate classification accuracy of models (bottom 3 rows) provides further support for prior work [2, 3]’s assertion that “hate speech detection is not as easy as we think.”

Method	Class	Without Hate Words			With Hate Words		
		P	R	F1	P	R	F1
BiLSTM [1]	None	95.34	97.61	96.47	84.98	86.29	85.63
LSTM [4]	None	95.60	96.25	95.93	84.95	89.38	87.11
BERT [10]	None	96.25	96.25	96.25	88.84	83.01	85.82
BiLSTM [1]	Hate	12.50	6.666	8.695	36.03	33.61	34.78
LSTM [4]	Hate	15.38	13.33	14.28	40.21	31.09	35.07
BERT [10]	Hate	26.66	26.66	26.66	42.48	54.62	47.79

7 APPLYING ACTIVE LEARNING

The underlying assumption of the pooling-based approach is that there exist some prior hate speech datasets on which prediction models can be trained to kickstart the pooling technique. However, this assumption does not always hold [30], especially with less-studied languages (e.g., Amharic, Armenian, etc.).

Thus for the less-studied languages where there is no prior hate speech dataset, developing a hate speech dataset without keyword-based search is challenging. Since hate speech is rare, simply selecting documents randomly for annotation would be costly. Instead, we apply active learning (AL) [6, 33, 41] using the following steps.

I. Training a Machine Learning Model. To initiate the active learning process, we need a machine learning model. Here, we adopt Logistic regression as a model with the following two feature representations: i) TF-IDF [36]; and ii) BERT embedding from Twitter-roBERTa-base [34].

II. Defining Document Selection Criteria. Given a trained model, we can then utilize the predicted posterior probability $p(y^i|x^i)$ of document x^i being hateful to decide whether or not to annotate that document. Since hate speech is rare [14], it is intuitive to select those documents for annotation which are likely to be hateful. Thus we employ *Continuous Active Learning* (CAL) [6, 33] which emphasizes on this goal by utilizing $p(y^i|x^i)$ via Eqn. 2.

$$x^* = \underset{i}{\operatorname{argmax}} p(\text{hateful}|x^i) \quad (2)$$

We also implement another active learning strategy known as *Simple Active Learning* (SAL) [24] which selects a document for human annotation when the classifier is most uncertain about the hatefulness of a document. In other words, SAL can find borderline hateful documents. Typically an entropy-based uncertainty function [41] is employed for SAL:

$$Uncertainty(x) = - \sum_{y \in Y} P(y|x) \log P(y|x) \quad (3)$$

where y is either hateful or non-hateful. With this binary classification, SAL selects:

$$x^* = \underset{i}{\operatorname{argmin}} |p(\text{hateful}|x^i) - 0.5| \quad (4)$$

III. Selecting Seed Documents. Some *seed documents* are necessary to induce the initial machine learning model. Prior work [33] has shown that a few seed documents can suffice to kickstart the AL process. Seed documents can be collected from annotators in various ways: they might write hateful documents (e.g., tweets, posts) or search social media platforms for hateful documents. In our experimental setting, we randomly select 5 hateful and 5 non-hateful documents from our hate speech dataset constructed using the pooling-based approach as seed documents for AL.

The active learning-based process for developing a hate speech dataset is described in **Algorithm 2**. The seed documents are collected at the beginning, and an initial machine learning model is trained using those seed documents (Lines 1 - 4). The iterative process of AL is conducted in the loop (Lines 5 - 11), where a trained model selects documents for human annotation using the document selection criteria as discussed earlier (Lines 7 - 9). The model is re-trained using both existing documents and those newly annotated documents (Line 10). This continues until the budget is exhausted.

Algorithm 2: Our Active Learning-based Approach for Constructing Hate Speech Dataset

Input : Document collection X • batch size u • total budget b

Output : Hate Speech Dataset R

- 1 Select seed documents S
- 2 $R \leftarrow \{\langle x^i, y^i \rangle \mid x^i \in S\}$ ▷ Collect initial judgments
- 3 Learn the initial machine learning model c using R
- 4 $b \leftarrow b - |S|$ ▷ Update remaining budget
- 5 **while** $True$ **do**
- 6 **if** $b < u$ **then return** ▷ Budget exhausted
- 7 $\forall x \in X$ predict hatefulness of document x using c
- 8 Select u documents $S \in X$ to judge next
- 9 $R \leftarrow R \cup \{\langle x^i, y^i \rangle \mid x^i \in S\}$ ▷ Collect judgments
- 10 Re-train the machine learning model c using expanded R
- 11 $b \leftarrow b - u$ ▷ Update remaining budget

Experimental Setup. We employ pooling to construct the hate speech dataset, evaluating AL only retrospectively. To understand the effectiveness of AL, we set the document collection X of Algorithm 2 to the hate speech dataset constructed by the pooling-based approach. In other words, AL can only request labels for documents which are in our hate speech dataset constructed via pooling.

We follow the same document pre-processing procedures as discussed in Section 5.1. Each iteration of AL selects one document to be judged next (i.e., batch size $u = 1$). The total allotted budget is set to the size of the hate speech dataset constructed by pooling (4,725). For the document selection, we report SAL and CAL. As a baseline, we also report a random document selection strategy akin to how traditional (passive) supervised learning is performed. This strategy is referred to as *simple passive learning* (SPL) [6].

Experimental Analysis. We present the results (**Figure 4**) as plots showing the cost vs. effectiveness of each method being evaluated

at different cost points (corresponding to varying evaluation budget sizes). We also report Area Under Curve (AUC) across all cost points, approximated via the Trapezoid rule. To report the effectiveness, Figure 4 presents F_1 performance (left plot), and prevalence (right plot) results of the three document selection approaches: SPL, SAL, and CAL, along with two feature representations: TF-IDF and contextual embedding from BERT.

While reporting the F_1 score of our AL classifier in Figure 4 (left plot) on the hate category, following prior work [27], we consider both human judgments and machine predictions to compute F_1 . For example, when we collect 20% human judgments from annotators, the remaining 80% is predicted by the AL classifier (i.e., machine prediction). Then those two sets (human judgments and machine prediction) are combined to report the final F_1 score. However, to report the prevalence of hate (right plot), only human judgments are considered because we need the actual labels of documents, not the machine predictions here.

Active vs. Passive Learning. By comparing active learning (SAL and CAL) methods against passive learning (SPL) method in terms of F_1 , we find that SAL and CAL significantly outperform SPL in terms of AUC. The observation holds for both types of feature representations of documents. The only exception we can see that at 10% human judgments, F_1 of SPL is slightly better than SAL with TF-IDF. Nevertheless, after that point of 10% human judgments, SAL with TF-IDF consistently outperforms SPL in terms of F_1 . Similarly, if we consider the prevalence of hate (right plot), active learning exceeds passive learning by a large margin in AUC.

CAL vs. SAL. From Figure 4, we can see that CAL consistently provides better performance than SAL both in terms of F_1 and prevalence. In fact, when the allotted budget is very low (e.g., budget $\leq 20\%$ of human judgments), the performance difference in terms of F_1 and prevalence between CAL and SAL considering the underlying feature representation is very high.

TF-IDF vs. BERT embedding. It is evident from Figure 4 that the contextual embedding from BERT for document representation provides a significant performance boost over the TF-IDF-based representation. SAL and CAL both achieve better performance when the document is represented using BERT. Furthermore, we can find that for a low-budget situation (e.g., budget $\leq 20\%$ of human judgments), CAL with BERT provides the best performance.

Judging cost vs. Performance We also investigate whether the AL-based approach can provide better prevalence and classification accuracy at a lower cost than the pooling-based approach. From Figure 4, we can find that the AL-based approach achieves $F_1 \geq 0.9$ (left plot) and finds 80% of hateful documents (right plot) by only annotating 50% of the original documents judged via pooling.

8 CONCLUSION & FUTURE WORK

The success of an automated hate speech detection model largely depends on the quality of the underlying dataset upon which that model is trained on. However, the keyword-based approaches [7, 16, 47] do not provide better coverage of hate, and random sampling-based approaches [8, 19] suffers from low prevalence of hate. We propose an approach that adapts *pooling* from IR [38] by training multiple classifiers on prior hate speech datasets and combining

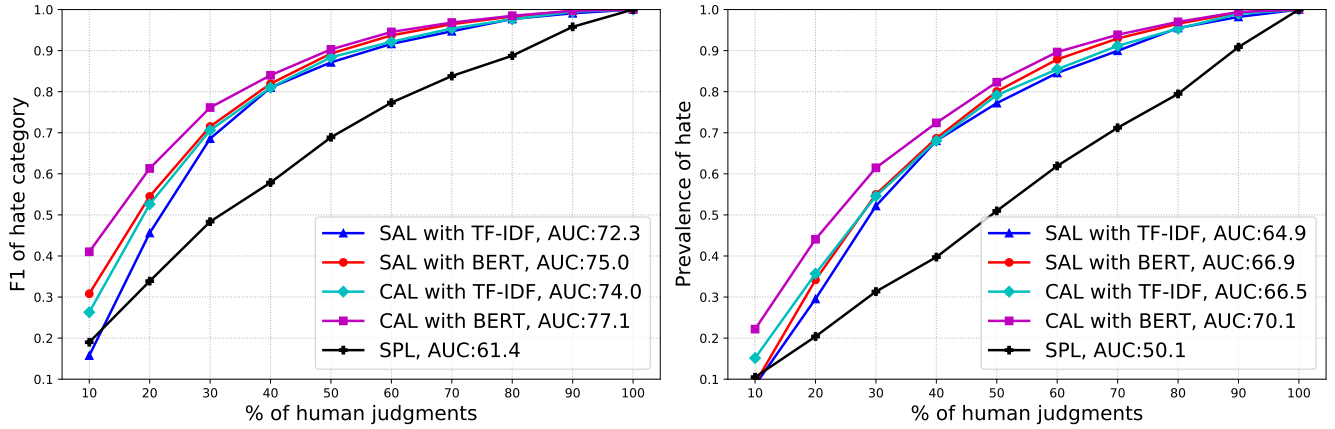


Figure 4: Left plot shows human judging cost (x-axis) vs. F1 classification accuracy (y-axis) for hybrid human-machine judging. Right plot shows human judging cost vs. prevalence of hate speech for human-only judging of documents. The % of human judgments on x-axis is wrt. the number documents in the hate speech data constructed by the pooling-based approach.

that with random sampling to improve both the prevalence and the coverage of hate speech in the final constructed dataset.

Using the pooling technique, we create and share a new benchmark dataset for hate speech. Results show that the hate speech dataset developed by applying the proposed pooling-based method achieves better relative coverage (14.60%) than the hate speech dataset constructed by Founta et al. [14] that combines random sampling with the keyword-based search (Table 2). Furthermore, the prevalence of hate-related content in our hate speech dataset is comparable to many prior keyword-based approaches [7, 15, 16]. We also show a dramatic drop in accuracy of existing detection models [1, 4, 10] when tested on these broader forms of hate.

An important limitation of the pooling approach is that it relies on prior hate speech datasets. To resolve this issue, we design an approach that utilizes active learning [41] to develop the hate speech dataset. Empirical analysis on the hate speech dataset constructed via the pooling-based approach suggests that by only judging 50% of the originally annotated documents, it is possible to find 80% of hateful documents with an F_1 accuracy of ≥ 0.9 (Figure 4) via our AL-based approach.

As future work, we plan to design dual-supervised [50] and/or explainable [11] machine learning models that can incorporate the annotators’ rationales collected in our hate speech dataset.

ACKNOWLEDGEMENTS

We thank the many talented Amazon Mechanical Turk workers who contributed to our study and made this work possible. We also thank our reviewers for their time and feedback. This research was supported in part by Wipro, the Micron Foundation, the Knight Foundation, and Good Systems⁶, a UT Austin Grand Challenge to develop responsible AI technologies. The statements made herein are solely the opinions of the authors.

⁶<https://goodsystems.utexas.edu>

REFERENCES

- [1] Sweta Agrawal and Amit Awekar. 2018. Deep learning for detecting cyberbullying across multiple social media platforms. In *European Conference on Information Retrieval*. Springer, 141–153.
- [2] Aymé Arango, Jorge Pérez, and Barbara Poblete. 2019. Hate speech detection is not as easy as you may think: A closer look at model validation. In *Proceedings of the 42nd international acm sigir conference on research and development in information retrieval*. 45–54.
- [3] Aymé Arango, Jorge Pérez, and Barbara Poblete. 2020. Hate speech detection is not as easy as you may think: A closer look at model validation (extended version). *Information Systems* (2020), 101584.
- [4] Pinkesh Badjatiya, Shashank Gupta, Manish Gupta, and Vasudeva Varma. 2017. Deep learning for hate speech detection in tweets. In *Proceedings of the 26th International Conference on World Wide Web Companion*. 759–760.
- [5] Valerio Basile, Cristina Bosco, Elisabetta Fersini, Debora Nozza, Viviana Patti, Francisco Manuel Rangel Pardo, Paolo Rosso, and Manuela Sanguinetti. 2019. SemEval-2019 Task 5: Multilingual Detection of Hate Speech Against Immigrants and Women in Twitter. In *Proceedings of the 13th International Workshop on Semantic Evaluation*. Association for Computational Linguistics, Minneapolis, Minnesota, USA, 54–63. <https://doi.org/10.18653/v1/S19-2007>
- [6] Gordon V. Cormack and Maura R. Grossman. 2015. Autonomy and Reliability of Continuous Active Learning for Technology-Assisted Review. *arXiv:1504.06868 [cs]* (April 2015). arXiv: 1504.06868.
- [7] Thomas Davidson, Dana Warmusley, Michael Macy, and Ingmar Weber. 2017. Automated hate speech detection and the problem of offensive language. In *Proceedings of the International AAAI Conference on Web and Social Media*, Vol. 11.
- [8] Ona de Gibert, Naiara Perez, Aitor García-Pablos, and Montse Cuadros. 2018. Hate Speech Dataset from a White Supremacy Forum. In *Proceedings of the 2nd Workshop on Abusive Language Online (ALW2)*. Association for Computational Linguistics, Brussels, Belgium, 11–20. <https://doi.org/10.18653/v1/W18-5102>
- [9] Fabio Del Vigna12, Andrea Cimino23, Felice Dell’Orletta, Marinella Petrocchi, and Maurizio Tesconi. 2017. Hate me, hate me not: Hate speech detection on facebook. In *Proceedings of the First Italian Conference on Cybersecurity (ITASEC17)*. 86–95.
- [10] Jacob Devlin, Ming-Wei Chang, Kenton Lee, and Kristina Toutanova. 2018. Bert: Pre-training of deep bidirectional transformers for language understanding. *arXiv preprint arXiv:1810.04805* (2018).
- [11] Jay DeYoung, Sarthak Jain, Nazneen Fatema Rajani, Eric Lehman, Caiming Xiong, Richard Socher, and Byron C Wallace. 2019. Eraser: A benchmark to evaluate rationalized nlp models. *arXiv preprint arXiv:1911.03429* (2019).
- [12] Nemanja Djuric, Jing Zhou, Robin Morris, Mihajlo Grbovic, Vladan Radosavljevic, and Narayan Bhamidipati. 2015. Hate speech detection with comment embeddings. In *Proceedings of the 24th international conference on world wide web*. 29–30.
- [13] Paula Fortuna and Sérgio Nunes. 2018. A survey on automatic detection of hate speech in text. *ACM Computing Surveys (CSUR)* 51, 4 (2018), 1–30.
- [14] Antigoni Founta, Constantinos Djouvas, Despoina Chatzakou, Ilias Leontiadis, Jeremy Blackburn, Gianluca Stringhini, Athena Vakali, Michael Sirivianos, and Nicolas Kourtellis. 2018. Large scale crowdsourcing and characterization of twitter abusive behavior. In *Proceedings of the International AAAI Conference on*

- Web and Social Media*, Vol. 12.
- [15] Jennifer Golbeck, Zahra Ashktorab, Rashad O Banjo, Alexandra Berlinger, Siddharth Bhagwan, Cody Buntain, Paul Cheakalos, Alicia A Geller, Rajesh Kumar Gnanasekaran, Raja Rajan Gunasekaran, et al. 2017. A large labeled corpus for online harassment research. In *Proceedings of the 2017 ACM on web science conference*. 229–233.
 - [16] Lara Grimmer and Roman Klinger. 2021. Hate Towards the Political Opponent: A Twitter Corpus Study of the 2020 US Elections on the Basis of Offensive Speech and Stance Detection. *arXiv preprint arXiv:2103.01664* (2021).
 - [17] Hatebase. [n.d.]. The world's largest structured repository of regionalized, multi-lingual hate speech. <https://hatebase.org/>.
 - [18] Homa Hosseinmardi, Sabrina Arredondo Mattson, Rahat Ibn Rafiq, Richard Han, Qin Lv, and Shivakant Mishra. 2015. Detection of cyberbullying incidents on the instagram social network. *arXiv preprint arXiv:1503.03909* (2015).
 - [19] Brendan Kennedy, Mohammad Atari, Aida Mostafazadeh Davani, Leigh Yeh, Ali Omrani, Yehsong Kim, Kris Coombs, Shreya Havaldar, Gwenyth Portillo-Wightman, Elaine Gonzalez, et al. 2018. The Gab Hate Corpus: A collection of 27k posts annotated for hate speech. (2018).
 - [20] Mucahid Kutlu, Tyler McDonnell, Yasmine Barkallah, Tamer Elsayed, and Matthew Lease. 2018. What Can Rationales behind Relevance Judgments Tell Us About Assessor Disagreement?. In *Proceedings of the 41st international ACM SIGIR conference on Research and development in Information Retrieval*. 805–814.
 - [21] Irene Kwok and Yuzhou Wang. 2013. Locate the hate: Detecting tweets against blacks. In *Proceedings of the AAAI Conference on Artificial Intelligence*, Vol. 27.
 - [22] Matthew Lease, Gordon V Cormack, An Thanh Nguyen, Thomas A Trikalinos, and Byron C Wallace. 2016. Systematic Review is e-Discovery in Doctor's Clothing. In *Proceedings of the Medical Information Retrieval (MedIR) Workshop at the 39th International ACM SIGIR Conference on Research and Development in Information Retrieval*.
 - [23] Eric Lehman, Jay DeYoung, Regina Barzilay, and Byron C Wallace. 2019. Inferring Which Medical Treatments Work from Reports of Clinical Trials. In *Proceedings of the 2019 Conference of the North American Chapter of the Association for Computational Linguistics: Human Language Technologies, Volume 1 (Long and Short Papers)*. 3705–3717.
 - [24] David D Lewis and William A Gale. 1994. A sequential algorithm for training text classifiers. In *Proceedings of the 17th annual international ACM SIGIR conference on Research and development in information retrieval*. Springer-Verlag New York, Inc., 3–12.
 - [25] Binny Mathew, Punyajoy Saha, Seid Muhie Yimam, Chris Biemann, Pawan Goyal, and Animesh Mukherjee. 2020. HateXplain: A Benchmark Dataset for Explainable Hate Speech Detection. *arXiv preprint arXiv:2012.10289* (2020).
 - [26] Tyler McDonnell, Matthew Lease, Mucahid Kutlu, and Tamer Elsayed. 2016. Why Is That Relevant? Collecting Annotator Rationales for Relevance Judgments. In *Proceedings of the 4th AAAI Conference on Human Computation and Crowdsourcing (HCOMP)*. 139–148.
 - [27] An Thanh Nguyen, Byron C Wallace, and Matthew Lease. 2015. Combining crowd and expert labels using decision theoretic active learning. In *Third AAAI Conference on Human Computation and Crowdsourcing*.
 - [28] Jon Noronha, Eric Hysen, Haoqi Zhang, and Krzysztof Z Gajos. 2011. Platamate: crowdsourcing nutritional analysis from food photographs. In *Proceedings of the 24th annual ACM symposium on User interface software and technology*. 1–12.
 - [29] NoSwearing. [n.d.]. List of Swear Words, Bad Words, & Curse Words - Starting With A. <https://www.noswearing.com/>.
 - [30] Douglas W Oard, Dagobert Soergel, David Doermann, Xiaoli Huang, G Craig Murray, Jianqiang Wang, Bhuvana Ramabhadran, Martin Franz, Samuel Gustman, James Mayfield, et al. 2004. Building an information retrieval test collection for spontaneous conversational speech. In *Proceedings of the 27th annual international ACM SIGIR conference on Research and development in information retrieval*. ACM, 41–48.
 - [31] Nedjma Ousidhoum, Zizheng Lin, Hongming Zhang, Yangqiu Song, and Dit-Yan Yeung. 2019. Multilingual and multi-aspect hate speech analysis. *arXiv preprint arXiv:1908.11049* (2019).
 - [32] Jeffrey Pennington, Richard Socher, and Christopher D Manning. 2014. Glove: Global vectors for word representation. <http://nlp.stanford.edu/data/glove.twitter.27B.zip>. In *Proceedings of the 2014 conference on empirical methods in natural language processing (EMNLP)*. 1532–1543.
 - [33] Md Mustafizur Rahman, Mucahid Kutlu, Tamer Elsayed, and Matthew Lease. 2020. Efficient Test Collection Construction via Active Learning. In *Proceedings of the 2020 ACM SIGIR on International Conference on Theory of Information Retrieval (Virtual Event, Norway) (ICTIR '20)*. Association for Computing Machinery, New York, NY, USA, 177–184. <https://doi.org/10.1145/3409256.3409837>
 - [34] Twitter roBERTa base. 2020. <https://huggingface.co/cardiffnlp/twitter-roberta-base>.
 - [35] Björn Ross, Michael Rist, Guillermo Carbonell, Benjamin Cabrera, Nils Kurowsky, and Michael Wojatzki. 2017. Measuring the reliability of hate speech annotations: The case of the european refugee crisis. *arXiv preprint arXiv:1701.08118* (2017).
 - [36] Gerard Salton and Christopher Buckley. 1988. Term-weighting approaches in automatic text retrieval. *Information processing & management* 24, 5 (1988), 513–523.
 - [37] Nithya Sambasivan, Shivani Kapania, Hannah Highfill, Diana Akrong, Praveen Paritosh, and Lora M Aroyo. 2021. "Everyone wants to do the model work, not the data work": Data Cascades in High-Stakes AI. In *proceedings of the 2021 CHI Conference on Human Factors in Computing Systems*. 1–15.
 - [38] Mark Sanderson. 2010. Test collection based evaluation of information retrieval systems. *Foundations and Trends® in Information Retrieval* 4, 4 (2010), 247–375.
 - [39] Manuela Sanguinetti, Fabio Poletto, Cristina Bosco, Viviana Patti, and Marco Stranisci. 2018. An italian twitter corpus of hate speech against immigrants. In *Proceedings of the Eleventh International Conference on Language Resources and Evaluation (LREC 2018)*.
 - [40] Shilad Sen, Margaret E Giesel, Rebecca Gold, Benjamin Hillmann, Matt Lesicko, Samuel Naden, Jesse Russell, Zixiao Wang, and Brent Hecht. 2015. Turkers, Scholars, "Arafat" and "Peace" Cultural Communities and Algorithmic Gold Standards. In *Proceedings of the 18th acm conference on computer supported cooperative work & social computing*. 826–838.
 - [41] Burr Settles. 2012. Active learning. *Synthesis Lectures on Artificial Intelligence and Machine Learning* 6, 1 (2012), 1–114.
 - [42] Sara Sood, Judd Antin, and Elizabeth Churchill. 2012. Profanity use in online communities. In *Proceedings of the SIGCHI Conference on Human Factors in Computing Systems*. 1481–1490.
 - [43] Julia Strout, Ye Zhang, and Raymond Mooney. 2019. Do Human Rationales Improve Machine Explanations?. In *Proceedings of the 2019 ACL Workshop Black-boxNLP: Analyzing and Interpreting Neural Networks for NLP*. 56–62.
 - [44] William Warner and Julia Hirschberg. 2012. Detecting hate speech on the world wide web. In *Proceedings of the second workshop on language in social media*. 19–26.
 - [45] Zeerak Waseem. 2016. Are you a racist or am i seeing things? annotator influence on hate speech detection on twitter. In *Proceedings of the first workshop on NLP and computational social science*. 138–142.
 - [46] Zeerak Waseem. 2016. *Automatic hate speech detection*. Ph.D. Dissertation. Master's thesis, University of Copenhagen.
 - [47] Zeerak Waseem and Dirk Hovy. 2016. Hateful Symbols or Hateful People? Predictive Features for Hate Speech Detection on Twitter. In *Proceedings of the NAACL Student Research Workshop*. Association for Computational Linguistics, San Diego, California, 88–93. <https://doi.org/10.18653/v1/N16-2013>
 - [48] Peter Willett. 2006. The Porter stemming algorithm: then and now. *Program* (2006).
 - [49] Ellery Wulczyn, Nithum Thain, and Lucas Dixon. 2017. Ex machina: Personal attacks seen at scale. In *Proceedings of the 26th international conference on world wide web*. 1391–1399.
 - [50] Yingce Xia, Tao Qin, Wei Chen, Jiang Bian, Nenghai Yu, and Tie-Yan Liu. 2017. Dual supervised learning. In *International Conference on Machine Learning*. PMLR, 3789–3798.
 - [51] Ye Zhang, Iain Marshall, and Byron C Wallace. 2016. Rationale-augmented convolutional neural networks for text classification. In *Proceedings of the Conference on Empirical Methods in Natural Language Processing. Conference on Empirical Methods in Natural Language Processing*, Vol. 2016. NIH Public Access, 795.
 - [52] Yinglong Zhang, Jin Zhang, Matthew Lease, and Jacek Gwizdzka. 2014. Multidimensional Relevance Modeling via Psychometrics and Crowdsourcing. In *Proceedings of the 37th international ACM SIGIR conference on Research and Development in Information Retrieval*. 435–444.