
Contrastive Reinforcement Learning of Symbolic Reasoning Domains

Gabriel Poesia*
Stanford University

WenXin Dong
Stanford University

Noah D. Goodman
Stanford University

Abstract

Abstract symbolic reasoning, as required in domains such as mathematics and logic, is a key component of human intelligence. Solvers for these domains have important applications, especially to computer-assisted education. But learning to solve symbolic problems is challenging for machine learning algorithms. Existing models either learn from human solutions or use hand-engineered features, making them expensive to apply in new domains. In this paper, we instead consider symbolic domains as simple environments where states and actions are given as unstructured text, and binary rewards indicate whether a problem is solved. This flexible setup makes it easy to specify new domains, but search and planning become challenging. We introduce four environments inspired by the Mathematics Common Core Curriculum, and observe that existing Reinforcement Learning baselines perform poorly. We then present a novel learning algorithm, Contrastive Policy Learning (ConPoLe) that explicitly optimizes the InfoNCE loss, which lower bounds the mutual information between the current state and next states that continue on a path to the solution. ConPoLe successfully solves all four domains. Moreover, problem representations learned by ConPoLe enable accurate prediction of the categories of problems in a real mathematics curriculum. Our results suggest new directions for reinforcement learning in symbolic domains, as well as applications to mathematics education.

1 Introduction

Humans possess the remarkable ability to learn how to reason in symbolic domains, such as arithmetic, algebra, and formal logic. Our aptitude for mathematical cognition builds on specialized neural bases but extends them radically through formal education [6, 15, 10, 11]. Learning to reason in symbolic domains poses an important challenge for artificial intelligence research. As we describe below, this type of reasoning has unique features that distinguish it from domains in which machine learning has had recent success.

From a practical viewpoint, since symbolic reasoning skills span years of instruction in school, advances in symbolic reasoning may have a large impact on education. In particular, automated tutors equipped with step-by-step solvers can provide personalized help for students working through problems [27], and aid educators in curriculum and course design by semantically relating exercises based on their solutions [20, 21]. Indeed, studies have found automated tutors capable of yielding similar [3, 19] or larger [28] educational gains than human tutors.

However, even modest mathematical domains are challenging to solve. As an example, consider solving linear equations step-by-step using low-level axioms, such as associativity, reflexivity and basic operations with numeric constants. This formulation allows all solution strategies that humans employ to be expressed as combinations of few simple rules, making it attractive for automated tutors

*poesia@cs.stanford.edu

[27, 23, 26]. But while formulating the domain is simple, obtaining a general solver is not. Naïve search is infeasible due to the combinatorial solution space. As an example, the search-based solver used in the recent Algebra Notepad tutor [23] is limited to solutions of up to 4 steps. An alternative is manually writing expert solver heuristics. Again, even for a domain such as high-school algebra, this route is difficult and error-prone. We tested Google MathSteps², a library that backs educational applications with a step-by-step algebra solver, on the equations from the Cognitive Tutor Algebra [27] dataset. This test revealed edge cases in the solution strategies implemented in MathSteps. For example, it fails to solve $1 = -2 - 3/x$. Thus, even very complex expert-written search strategies may have surprising gaps.

An alternative could be to *learn* solution strategies via Reinforcement Learning (RL). We formulate symbolic reasoning as an RL problem of deterministic environments that execute domain rules and give a binary reward when a problem is solved. Since we aim for generality, we assume a domain-agnostic interface with the environment: states and actions are given as unstructured text. These domains have several idiosyncrasies that make them challenging for RL. First, trajectories are unbounded, since axioms might always be applicable and lead to new states (e.g. adding a constant to both sides of an equation). Second, agents have no direct access to the underlying structure of the domain, only observing strings and sparse binary rewards. Finally, each problem only has one success state (e.g. $x = \text{number}$, in equations). These properties rule out many popular algorithms for RL. For instance, Monte Carlo Tree Search (MCTS, [7]) uses random policy rollouts to estimate value. If the solution state is unique, such rollouts only find non-zero reward if they find the complete solution. Thus, MCTS fails to guide search toward solutions [1]. Indeed, as we show in Section 5, Deep Q-Learning, and other algorithms that are based on estimating expected rewards, perform poorly in these symbolic domains. Yet we know it is *possible* to learn how to solve equations and other symbolic domains – children do so in school!

In this paper, we propose a novel learning algorithm, Contrastive Policy Learning (ConPoLe), that overcomes these challenges. Our key insight is to directly learn a policy by attempting to capture the mutual information between the current state and future states that occur in successful trajectories. ConPoLe uses iterative deepening and beam search to find successful and failed trajectories. It then uses these positive and negative examples to optimize the InfoNCE loss [22], which lower bounds the mutual information between the current state and successful successors. This provides a new connection between policy learning and unsupervised contrastive learning.

Our main contributions in this paper are:

- We introduce 4 environments for symbolic reasoning (Fig. 1) drawn from skills listed in the Mathematics Common Core Curriculum (Section 3). We find that existing Reinforcement Learning algorithms fail to solve these domains.
- We formulate policy learning in deterministic environments as contrastive learning, allowing us to sidestep value estimation (Section 4). The algorithm we introduce, ConPoLe, succeeds in all four Common Core environments, as well as in solving the Rubik’s Cube (Section 5).
- We provide quantitative and qualitative evidence that the problem representations learned by ConPoLe reflect the equation-solving curriculum from the Khan Academy educational platform. This result suggests a number of applications of representation learning in education.

2 Related Work

Automated mathematical reasoning spans several research communities. Theorem-proving languages, such as Coq [5] or Lean [9], enable the formalization of mathematical statements and can verify proofs, but they are limited in their ability to *discover* solutions automatically. A rich line of recent work has focused on learning to produce formal proofs using supervised [25, 31, 2] and reinforcement learning [4, 17, 24]. Similar to GPT-f [25], our model only assumes unstructured strings as input; however, we do not use a dataset of human solutions. To the best of our knowledge, our work is the first to consider learning formal reasoning directly from text input (like GPT-f) by purely interacting with an environment (like rlCop [17] and ASTatic [31]).

²<https://github.com/google/mathsteps>

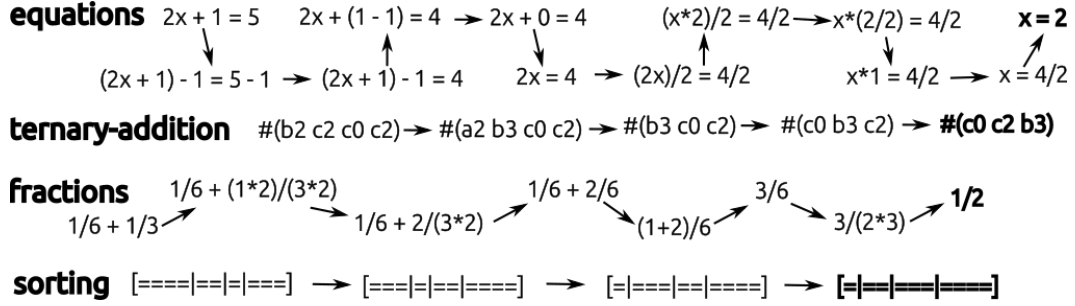


Figure 1: Example of one problem and step-by-step solution in each CommonCore environment. In **equations**, a problem is a linear equation with the four basic operations and arbitrary parentheses, and actions are applications of low-level axioms (e.g. commutativity, associativity, distributivity, calculations with constants and applying operations on both sides). **ternary-addition** simulates step-by-step arithmetic with carry in base 3: inputs are sequence of $(digit, power)$ pairs, where letters are digits ($a = 0, b = 1, c = 2$) and numbers are powers of 3 (so $b2 = 1 \cdot 3^2$). Adjacent digits can be added together, and digits 0 can be eliminated. In the example, we start with $1 \cdot 3^2 + 2 \cdot 3^2 + 2 \cdot 3^0 + 2 \cdot 3^2$ and obtain $2 \cdot 3^0 + 1 \cdot 3^1 + 2 \cdot 3^2$. In **fractions**, operations include factoring numbers into a prime multiplied by a divisor, canceling common factors and combining fractions with the same denominator. Finally, in **sorting**, the agent needs to sort delimited substrings by length by either reversing the entire list or performing adjacent swaps.

Existing RL algorithms for theorem proving make use of partial rewards to guide search. For example, `rlCop` [17] learns to prove in the Mizar Verifier using Monte Carlo Tree Search. In Mizar, the goal is to prove a list of proof sub-goals. Random policy rollouts often close a fraction of the sub-goals, providing signal to MCTS. In our environments, however, there is only one solution state for each problem, causing MCTS to degenerate to breadth-first search. This challenge is similar in other large search problems, such as the Rubik’s Cube. `DeepCubeA` [1] handles the sparsity problem in the Rubik’s Cube by generating examples in reverse, starting from the solution state. This uses the fact that all moves in the Rubik’s Cube have a direct inverse, and that the solution state is always known a priori. In contrast, the algorithm we propose in Section 4, which has neither of these assumptions, is still able to learn an effective Rubik’s Cube solver; we compare it to `DeepCubeA` in Section 5.

Intelligent Tutoring Systems [19, 27, 20] provide a key application for step-by-step solvers. Tutors for symbolic domains, such as algebra [27, 23] or database querying [3], can use a solver to help students even in the absence of expert human hints (unlike *example-tracing tutors*, which simply follow extensive problem-specific annotations [29]). Currently, solvers used in automated tutors are either search-based [23], but limited to short solutions, or hand-engineered [16]. Our method can learn high-level solution strategies by composing simple axioms, generalizing to long solutions without the need for expert heuristics. Moreover, our analysis in Section 4 suggests that learned problem embeddings can be applied in mathematics education – another advantage of a neural solver.

Finally, our approach to Reinforcement Learning in symbolic domains builds on unsupervised contrastive learning, specifically InfoNCE [22]. Contrastive learning has been used to learn representations that are then used by existing Deep RL algorithms [22, 18, 12]. We instead make a novel connection, casting policy learning as contrasting examples of successful and failed trajectories.

3 Setup

Motivated by mathematics education, we are interested in formal domains where problems are solved in a step-by-step fashion, such as equations or fraction simplification. While various algorithms could compute the final solution to such problems, finding a *step-by-step* solution by composing low-level axioms is a planning problem. Formally, we define a *domain* $\mathcal{D} = (S, A, T, R)$ as a deterministic Markov Decision Process (MDP), where S is a set of states, $A(s)$ is the set of actions available at state s , $T(s_t, a)$ is the transition function, deterministically mapping state $s_t \in S$ and action $a \in A(s_t)$ to the next state s_{t+1} , and $R(s)$ is the binary reward of a state: $R(s) = 1$ if s is a “solved” state, otherwise $R(s) = 0$. States with positive reward are terminal. Initial states can be sampled from a probability distribution $P_I(s)$, which we assume to have states of varying distance to the solution

Table 1: Common Core environments for symbolic reasoning

Environment	Reference	Average Branching Factor	BFS Success Rate
fractions	CCSS.Math.Content.NF.B Manipulate expressions with fractions.	6.58	18%
ternary-addition	CCSS.Math.Content.1.NBT.C Perform step-by-step arithmetic with carry.	10.55	9%
sorting	CCSS.Math.Content.MD.A Sort objects by length.	5.84	17%
equations	CCSS.Math.Content.8.EE.C Solve linear equations in one variable.	27.12	0%

state. This implicit curriculum allows agents to find a few solutions from the beginning of training – an important starting signal, since we assume no partial rewards.

States in symbolic domains typically have a well-defined underlying structure. For example, mathematical expressions, such as equations, have a recursive tree structure, as do SQL queries and programming languages. A different, yet similarly well-defined structure dictates valid states in the Rubik’s cube. However, in order to study the general problem of symbolic learning, we want to assume no structure for states beyond the MDP specification. Therefore, we assume all states and actions are strings, i.e. $S, A(s) \subseteq \Sigma^*$ for some alphabet Σ . Naturally, our goal is to learn a policy $\pi(a|s)$ that maximizes the probability that following π when starting at a randomly drawn state $s_0 \sim P_I(\cdot)$ leads to a solved state s_k .

3.1 Environments

We introduce four environments that exercise core abilities listed in the Mathematics curriculum of the Common Core State Standards. The Common Core is an initiative that aims to build a standard high-quality mathematics curriculum for schools in the United States, where “forty-one states, the District of Columbia, four territories, and the Department of Defense Education Activity (DoDEA) have voluntarily adopted and are moving forward with the Common Core”³. We draw inspiration from four key contents in the curriculum: “Expressions and Equations”, “Numbers and Operations – Fractions”, “Measurements and Data”, and “Operations and Algebraic Thinking”.

Table 1 lists these environments. To put their respective search problems into perspective, we report two statistics: the average branching factor of $1M$ sampled states, and the success rate of a simple breadth-first search (BFS) in solving 1000 sampled problems, when limited to visiting 10^7 state-action edges. All the environments require strategy and exploiting domain structure to be solved: brute-force succeeds only on the simplest problems, with success rates ranging from 18% in *fractions* to 0% in *equations*. We describe all axioms available in each environment in detail in the Appendix. Figure 1 gives an example of a problem and step-by-step solution in each of the environments. Note that agents operate in a fairly low-level axiomatization of each domain: simple actions need to be carefully applied in sequence to perform desirable high-level operations. For example, to eliminate an additive term in one side of an equation, one needs to subtract that term from both sides, rearrange terms using commutativity and associativity to obtain a sub-expression with the term minus itself, and finally apply a cancelation axiom that produces zero. This formulation allows agents to compose actions to form general strategies, but at the same time makes planning challenging.

4 Contrastive Policy Learning

A common paradigm in Reinforcement Learning uses rollouts to learn value estimates: a starting state is sampled, the agent executes its current policy until the trajectory horizon, and state value is updated using observed rewards. However, when rewards are sparse, as in the symbolic environments considered here, this paradigm suffers from a serious *attribution problem*. In failed trajectories,

³<http://www.corestandards.org/about-the-standards/>

which are typically the vast majority encountered by an untrained agent, the signal of a null reward is weak: failure could have happened due to any of the steps taken. Moreover, the agent has no direct feedback on what *would have happened* had it taken a different action in a certain state, until it visits another similar state. In turn, long intervals between similar observations can hinder learning. These issues are ameliorated by Monte Carlo Tree Search, and similar algorithms, which explore a search tree and may abandon a sub-tree based on expected outcomes. However, MCTS relies on Monte Carlo estimates of the value of candidate states. In games, such as Go or Chess, random rollouts find a terminal state per problem, providing reward signal. (Indeed, self-play in such games always terminates and wins about half of games.) But in domains with a single terminal state, like math problems or the Rubik’s cube, such estimates are unhelpful [1], returning zero reward with probability that approaches 1 exponentially in the distance to the solution.

To obtain signal about each step of a solution, we would like to consider multiple alternative paths, as MCTS does, without relying on random rollouts to yield useful value estimates. To that end, we employ *beam search* using the current policy π , maintaining a beam of the k states most likely to lead to a solution. When a solution is found, the beam at each step contains multiple alternatives to the action that eventually led to a solution. We take those alternatives as *negative examples*, and train a policy that maximizes the probability of picking the successful decision over alternatives.

Let $f_\theta(p, s_t)$ be a parametric function that assigns a non-negative score between a proposed next state p and the current state s_t . Although any non-negative function suffices, here we use a simple log-bilinear model that combines the embeddings of the current and proposed states, both obtained with the state embedding function $\phi_\theta : S \rightarrow \mathbb{R}^n$:

$$f_\theta(p, s_t) = \exp(\phi_\theta(p)^\top \cdot W_\theta \cdot \phi_\theta(s_t))$$

Once we find a solution using beam search, for each intermediate step t we have a state s_t and a set $X = \{p_1, \dots, p_N\}$ of next state proposals, obtained from actions that were available at states in the beam at step t . One of these, which we call s_{t+1} , is the proposal in the path that led to the found solution. We then minimize:

$$\mathcal{L}_t = \mathbb{E}_X \left[-\log \frac{f_\theta(s_{t+1}, s_t)}{\sum_{p_i \in X} f_\theta(p_i, s_t)} \right]$$

Algorithm 1 describes our method, which we call Contrastive Policy Learning (ConPoLe). In successful trajectories, ConPoLe adds positive and negative examples of actions to a *contrastive experience replay buffer*. After each problem, it samples a batch from the buffer and optimizes \mathcal{L}_t . Since we can only find positives when a solution is found, ConPoLe essentially ignores unsolved problems. Moreover, to improve data efficiency, ConPoLe iteratively deepens its beam search: with an uninitialized policy, it cannot expect to find long solutions, so exploring deep search trees is unhelpful. In our implementation, we simply increase the maximum search depth by 1 every K problems solved, up to a fixed maximum depth.

Our loss \mathcal{L}_t is equivalent to the InfoNCE loss, which is shown in [22] to bound the mutual information: $I(s_{t+1}, s_t) \geq \log |X| - \mathcal{L}_t$. Note that in our domains each state is the next step for the correct solution to *some* problem, thus the negative set found by beam search approximates negative samples of next states from other solutions, though with a bias toward closer ‘hard negatives’ [30]. Thus our approach can be interpreted as learning a representation that captures the mutual information between current states and their successors along successful solutions. The MI bound becomes tighter with more negatives: we explore this property experimentally in Section 5. We refer to [22] for a detailed derivation of this bound and its properties.

As our policy we directly use the similarity function $f(p_i, s_t)$ normalized over possible next states. The objective \mathcal{L}_t is also the categorical cross entropy between the model-estimated next state distribution $\frac{f(p_i, s_t)}{\sum_{p_i \in X} f(p_i, s_t)}$ and the distribution of successful proposals. It is thus minimized when the predictions match $P(s_{t+1} = p_i | s_t)$, the optimal policy.

The ConPoLe approach avoids value estimation by focusing directly on statistical properties of solutions. The `sorting` environment illustrates the intuition that this is a simpler objective. In this domain, the agent has to sort a list of substrings by their length, using adjacent swaps or reversing

the whole list. The value of a state would be proportional to the number of inversions (i.e. pairs of indices that are in the incorrect order). This prediction problem is hard for learning: $O(n^2)$ pairs of indices need to be considered⁴. ConPoLe, however, only needs to tell if a proposed state has more or less inversions than the current state. In the case of adjacent swaps, this amounts to detecting whether the swapped elements were previously in the wrong order. By having negative examples to contrast with successful trajectories, ConPoLe can learn a policy by completely sidestepping value estimation.

Algorithm 1: Contrastive Policy Learning (ConPoLe)

Input: Environment Env

Output: Learned policy parameters θ_π

$\theta_\pi \leftarrow \text{init_parameters}()$

$\mathcal{D} \leftarrow \emptyset$

$n_{\text{solved}} \leftarrow 0$

for $episode \leftarrow 1$ **to** N **do**

$p \leftarrow Env.\text{sample_problem}()$

$(solution, visited_states) \leftarrow \text{beam_search}(Env, \theta_\pi, p, beam_size, max_depth)$

if $solution \neq \text{null}$ **then**

$n_{\text{solved}} \leftarrow n_{\text{solved}} + 1$

$neg_states \leftarrow visited_states \setminus solution$

for $i \leftarrow 1$ **to** $length(solution) - 1$ **do**

$pos \leftarrow (solution[i], solution[i + 1])$

$neg \leftarrow \{(solution[i], c) : c \in neg_states \text{ from step } i \text{ of beam_search}\}$

$\mathcal{D}.\text{add}((pos, neg))$

end

$B \leftarrow \mathcal{D}.\text{sample_batch}()$

$\theta_\pi \leftarrow \theta_\pi - \alpha \nabla \text{InfoNCE}(\theta_\pi, B)$

end

end

5 Experiments

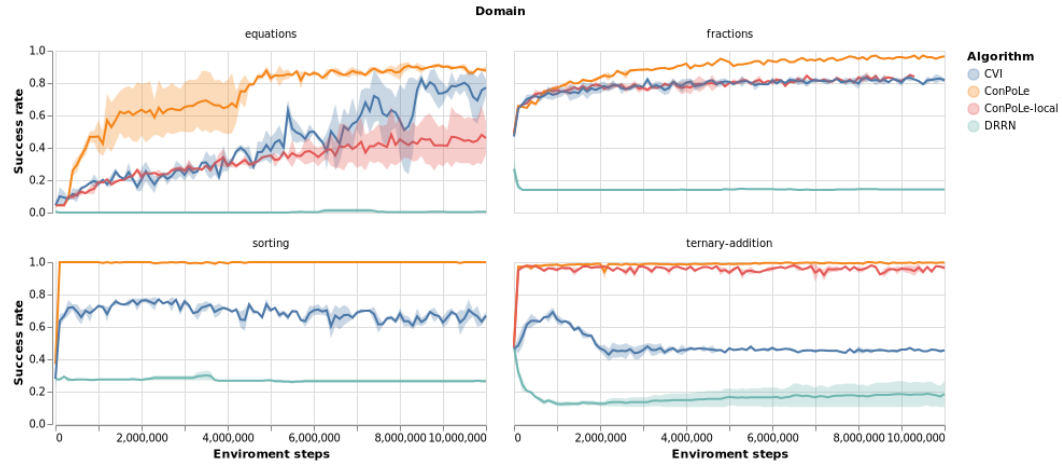


Figure 2: Success rate of DRRN, CVI and ConPoLe at solving problems in the CommonCore environments. We perform 3 runs for each agent/domain, and show 95% confidence intervals. Every 100k environment steps during training, we measure the fraction of problems from a held-out test set that agents can solve with a greedy policy.

We now evaluate our method guided by the following research questions: How does ConPoLe perform when solving symbolic reasoning problems from educational domains? How do negative ex-

⁴A $\Theta(n \log n)$ solution counts inversions by exploiting the merge sort recursion [8].

amples affect ConPoLe’s performance? Are ConPoLe’s problem embeddings useful for downstream educational applications? Can ConPoLe be applied to other large-scale symbolic problems?

5.1 Setup

We compare ConPoLe against two baselines. The first is the *Deep Reinforcement Relevance Network* (DRRN, [13]), an adaptation of Deep Q-Learning (DQL) for environments with textual state and action spaces. We use DRRN as our *non-contrastive* baseline: the Q function is an absolute estimate of expected rewards for a state-action pair. DRRN embeds the state and action using separate networks, and then estimates the Q function with an inner product between the embeddings. The authors in [13] proposed one other baseline architecture that is applicable to our environments: learning a single network that takes both state and action as inputs. In our experiments, that architecture had similar performance to DRRN, so we leave it out of the comparison.

As a simpler alternative to ConPoLe, we use a baseline we call *Contrastive Value Iteration* (CVI). This algorithm is identical to ConPoLe except for its loss: we train it to predict the final reward obtained by each explored state. In other words, after finding a solution, CVI will add examples to its replay buffer of the form $(s, r) \in \mathcal{S} \times \mathbb{R}$, where s is a visited state and r is 1 if that state occurred in the path to the solution, or 0 otherwise. This can be seen as estimating $P(s')$: the probability that s' would be observed in a successful trajectory, without conditioning on the current state. Since the reward is binary, this corresponds to value estimation.

All models use two-layer character-level LSTM [14] network to encode inputs (DRRN uses two such networks). Each agent was trained for 10^7 steps in each environment; runs took from 24 to 36 hours on a single NVIDIA Titan Xp GPU. Problems in the equations domain come from a set of 290 syntactic equation templates (with placeholders for constants, which we sample between -10 and 10.) extracted from the Cognitive Tutor Algebra [27] dataset. Other environments use generators we describe in the Appendix. Code for agents and environments will be made available.

5.2 Solving CommonCore domains

We start by comparing DRRN, CVI and ConPoLe when learning in the CommonCore environments. In this experiment, each agent sequentially samples a random problem and attempts to solve it. We define one *environment step* as a query in which the agent specifies a state, and the environment either returns that the problem is solved or lists available actions and corresponding next states. Since trajectories can be potentially infinite, we limit agents to search for a maximum depth of 30, which was enough for us to manually solve a sample set of random problems from all environments.

Figure 2 shows the performance of agents assessed every $100k$ environment steps on a held-out test set of 200 problems. Success rate is measured using the agent’s greedy policy: we do not perform any search at test-time. In all 4 environments, DRRN fails to learn meaningful policies, while ConPoLe succeeds and CVI is in between.

DRRN quickly converges to predicting near 0 for all state-action pairs, failing to learn from sparse rewards. We note that the environments where DRRN has shown success, such as text-based games, have shorter states and actions as well as intrinsic correlations between states (derived from natural language). These features may help to smooth the value estimation problem but are not available in our Common Core domains.

On the other hand, algorithms that learn from contrasting examples (CVI and ConPoLe) perform better in all environments. Using only examples derived from solved problems gives much higher signal to each data point: we only consider a “negative” when we have a corresponding positive example which actually led to a solution. Moreover, we observe gains in using the InfoNCE loss for training with contrasting examples: ConPoLe performs consistently better than CVI, and can very quickly learn to solve almost all problems in *sorting* and *ternary-addition*. In these domains, deciding whether an action moves towards the goal is an easy problem, but estimating values is difficult. In *sorting*, for example, CVI can learn to memorize permutations of small lists, but its policy becomes unreliable for lists with more than 7 elements. We observe a similar limitation in *ternary-addition*, where one sub-problem is sorting digits by the power they multiply.

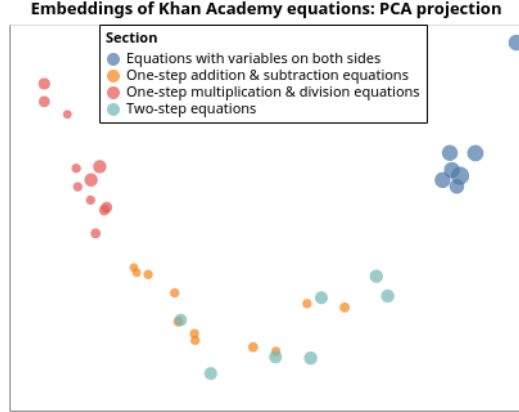


Figure 3: PCA projection of ConPoLe’s learned representations for equations from the Khan Academy dataset. Point sizes indicate ConPoLe’s solution length (ranging from 7 to 29 in these exercises). We observe clusters that closely match the different sections of the Khan Academy curriculum.

Table 2: Equation category prediction accuracy in the Khan Academy dataset

Distance	1-NN Classification Accuracy
DRRN	0.642
CVI	0.642
Edit Distance	0.714
ConPoLe	0.905

These observations provide evidence to answer our first research question: using contrastive examples is beneficial to learning symbolic domains, and explicitly optimizing a contrastive loss improves results further.

5.3 The impact of negative examples

Contrastive learning algorithms have been observed to perform better with more negative samples: the variance of the InfoNCE estimator decreases with more negative examples. However the choice of negative examples can also impact the performance [30]. We thus experimented with a simple variant of ConPoLe that produces fewer, but more local, negative examples. Instead of using *all* candidates visited by beam search, we instead only use those that were actual candidates for successors of states in the solution path. We call this variant *ConPoLe-local*, since it only uses “local” negatives.

The performance of ConPoLe-local is shown in the red curves in Figure 2. ConPoLe-local behaves like ConPoLe in the `sorting` domain; we omit its curve it for clarity. In all other domains, however, there is a significant performance gap between ConPoLe and ConPoLe-local. Interestingly, this does not seem to be the case for CVI. We executed the same experiment with CVI, and observed no reliable difference in performance or learning behavior. This finding supports the importance of the connection between reinforcement learning and contrastive learning: using all available negatives, in the way specified by InfoNCE, yields the best results.

5.4 Comparing learned representations to human curricula

A learned neural solver yields distributed representations for problems. One natural question is whether these representations capture properties of the problems that resemble how humans structure the same domains.

To investigate this question, we collected a dataset of equations from the Khan Academy⁵ educational portal. We used the equations listed as examples and test problems in the sections of the algebra

⁵<https://www.khanacademy.org/>

curriculum dedicated to linear equations. There are four sections: “One-step addition and subtraction equations”, “One-step multiplication and division equations”, “Two-step equations” and “Equations with variables on both sides”. The first three categories had 11 equations, and the last had 9.

We evaluated a 1-nearest neighbor classifier that predicts the equation’s category from the closest labeled example, based on four distance metrics: string edit distance (a purely syntactical baseline), and cosine similarity using the representations learned by DRRN, CVI and ConPoLe. Chance performance in this task is 26%. Table 2 shows ConPoLe’s representations yield accurate category predictions (90.5%), while CVI and DRRN representations are less predictive than the Edit Distance baseline. We further observe that ConPoLe’s latent space is highly structured (Figure 3): sections from Khan Academy form visible clusters. This happens despite of ConPoLe being trained without an explicit curriculum or examples of human solutions.

5.5 Solving the Rubik’s Cube

Finally, we apply ConPoLe to a challenging search problem: the Rubik’s Cube [1]. This traditional puzzle consists of a 3x3x3 cube, with 12 possible moves that rotate one of the 6 faces either clockwise or counterclockwise. Initially, all 9 squares in each face have the same color. The cube can be scrambled by applying face rotations, and the goal is to bring it back to its starting state. There are 4.3×10^{19} valid configurations of the cube, and a single solution state. We compare ConPoLe to DeepCubeA [1], a state-of-the-art solver that learns with Approximate Value Iteration.

For this task, we simply represent the cube as a string of 54 digits from 0 to 5, representing 6 colors, with a separators between faces. We run the exact same architecture we used in the Common Core domains. We train ConPoLe for 10^7 steps on a single GPU, with a training beam size of 1000, on cubes scrambled with up to 20 random moves. (DeepCubeA observed 10 billion cubes during training time, compared to 10 million environment steps taken by ConPoLe during training.) In test time, following DeepCubeA, we employ Batch Weighted A* Search (BWAS), using our model’s predicted log-probabilities as weight estimates.

We find that ConPoLe is able to learn an effective solver. We tested on 100 instances scrambled with 1000 random moves, as used in DeepCubeA’s evaluation. ConPoLe succeeds in all cubes (as does DeepCubeA). In finding solutions, BWAS paired with ConPoLe visits an average of 3 million nodes, compared to 8.3 million with DeepCubeA. DeepCubeA solutions however are shorter (21.6 moves on average, compared to ConPoLe’s 39.4).⁶ Overall, this result validates the generality and promise of ConPoLe for solving challenging symbolic domains.

6 Conclusion

We introduced four environments inspired by mathematics education, in which Reinforcement Learning is challenging. Our algorithm, based on optimizing a contrastive loss, demonstrated significant performance improvements over baselines. While we used educational domains as a test bed, our method can in principle be applied to any discrete planning domain with binary rewards. One requirement is that an untrained agent must find enough solutions to assemble initial contrastive examples. Procedural mathematical domains are a natural instance of these. Others, such as programs, might pose additional challenges because an unbounded number of actions can be available at a state. In yet other cases, if the action space is bounded but the branching factor is too large, our method might fail to find enough initial solutions to bootstrap learning. These limitations are important challenges for future work.

Our learned solvers can simplify the process of building Intelligent Tutoring Systems. These systems can free educators to focus on more conceptual problems. On the down side, solvers can provide unfair resources for homework and unequal access could exacerbate inequality. Beyond tutoring, we observed that the representations learned by our agents capture semantic properties about problems. This opens up an avenue for additional research on deep representations for educational applications.

⁶BWAS can be tuned to trade off shorter solutions for exploring more nodes; we only tested the default parameters in the DeepCubeA implementation. Given DeepCubeA was trained in 1000x more configurations, we would expect its solutions to still be shorter if we matched both algorithms in number of visited nodes.

References

- [1] Forest Agostinelli, Stephen McAleer, Alexander Shmakov, and Pierre Baldi. Solving the rubik’s cube with deep reinforcement learning and search. *Nature Machine Intelligence*, 1(8):356–363, 2019.
- [2] Alexander A Alemi, François Chollet, Niklas Een, Geoffrey Irving, Christian Szegedy, and Josef Urban. Deepmath-deep sequence models for premise selection. In *Proceedings of the 30th International Conference on Neural Information Processing Systems*, pages 2243–2251, 2016.
- [3] John R Anderson, C Franklin Boyle, and Brian J Reiser. Intelligent tutoring systems. *Science*, 228(4698):456–462, 1985.
- [4] Kshitij Bansal, Sarah Loos, Markus Rabe, Christian Szegedy, and Stewart Wilcox. Holist: An environment for machine learning of higher order logic theorem proving. In *International Conference on Machine Learning*, pages 454–463. PMLR, 2019.
- [5] Bruno Barras, Samuel Boutin, Cristina Cornes, Judicaël Courant, Jean-Christophe Filliatre, Eduardo Gimenez, Hugo Herbelin, Gerard Huet, Cesar Munoz, Chetan Murthy, et al. *The Coq proof assistant reference manual: Version 6.1*. PhD thesis, Inria, 1997.
- [6] Brian Butterworth and Vincent Walsh. Neural basis of mathematical cognition. *Current biology*, 21(16):R618–R621, 2011.
- [7] Guillaume Chaslot, Jahn-Takeshi Saito, Bruno Bouzy, JWHM Uiterwijk, and H Jaap Van Den Herik. Monte-carlo strategies for computer go. In *Proceedings of the 18th BeNeLux Conference on Artificial Intelligence, Namur, Belgium*, pages 83–91, 2006.
- [8] Thomas H Cormen, Charles E Leiserson, Ronald L Rivest, and Clifford Stein. *Introduction to algorithms*. MIT press, 2009.
- [9] Leonardo de Moura, Soonho Kong, Jeremy Avigad, Floris Van Doorn, and Jakob von Raumer. The lean theorem prover (system description). In *International Conference on Automated Deduction*, pages 378–388. Springer, 2015.
- [10] Stanislas Dehaene. *The number sense: How the mind creates mathematics*. OUP USA, 2011.
- [11] Stanislas Dehaene, Nicolas Molko, Laurent Cohen, and Anna J Wilson. Arithmetic and the brain. *Current opinion in neurobiology*, 14(2):218–224, 2004.
- [12] Haotian Fu, Hongyao Tang, Jianye Hao, Chen Chen, Xidong Feng, Dong Li, and Wulong Liu. Towards effective context for meta-reinforcement learning: an approach based on contrastive learning. *arXiv preprint arXiv:2009.13891*, 2020.
- [13] Ji He, Jianshu Chen, Xiaodong He, Jianfeng Gao, Lihong Li, Li Deng, and Mari Ostendorf. Deep reinforcement learning with a natural language action space. In *Proceedings of the 54th Annual Meeting of the Association for Computational Linguistics (Volume 1: Long Papers)*, pages 1621–1630, 2016.
- [14] Sepp Hochreiter and Jürgen Schmidhuber. Long short-term memory. *Neural computation*, 9(8):1735–1780, 1997.
- [15] Olivier Houdé and Nathalie Tzourio-Mazoyer. Neural foundations of logical and mathematical cognition. *Nature Reviews Neuroscience*, 4(6):507–514, 2003.
- [16] Google Inc. Mathsteps: A step by step solver for math. <https://github.com/google/mathsteps>, 2020.
- [17] Cezary Kaliszyk, Josef Urban, Henryk Michalewski, and Mirek Olšák. Reinforcement learning of theorem proving. *arXiv preprint arXiv:1805.07563*, 2018.
- [18] Michael Laskin, Aravind Srinivas, and Pieter Abbeel. Curl: Contrastive unsupervised representations for reinforcement learning. In *International Conference on Machine Learning*, pages 5639–5650. PMLR, 2020.
- [19] Wenting Ma, Olusola O Adesope, John C Nesbit, and Qing Liu. Intelligent tutoring systems and learning outcomes: A meta-analysis. *Journal of educational psychology*, 106(4):901, 2014.
- [20] Gordon I McCalla. The search for adaptability, flexibility, and individualization: Approaches to curriculum in intelligent tutoring systems. In *Adaptive Learning Environments*, pages 91–121. Springer, 1992.

- [21] Erica Melis and Jörg Siekmann. Activemath: An intelligent tutoring system for mathematics. In *International Conference on Artificial Intelligence and Soft Computing*, pages 91–101. Springer, 2004.
- [22] Aaron van den Oord, Yazhe Li, and Oriol Vinyals. Representation learning with contrastive predictive coding. *arXiv preprint arXiv:1807.03748*, 2018.
- [23] Eleanor O’Rourke, Eric Butler, Armando Diaz Tolentino, and Zoran Popović. Automatic generation of problems and explanations for an intelligent algebra tutor. In *International Conference on Artificial Intelligence in Education*, pages 383–395. Springer, 2019.
- [24] Bartosz Piotrowski and Josef Urban. Atpboost: Learning premise selection in binary setting with atp feedback. In *International Joint Conference on Automated Reasoning*, pages 566–574. Springer, 2018.
- [25] Stanislas Polu and Ilya Sutskever. Generative language modeling for automated theorem proving. *arXiv preprint arXiv:2009.03393*, 2020.
- [26] John R Anderson and Ray Pelletier. A development system for model-tracing tutors. In *Proceedings of the International Conference of the Learning Sciences*, pages 1–8. Carnegie Mellon University, 1991.
- [27] Steven Ritter, John R Anderson, Kenneth R Koedinger, and Albert Corbett. Cognitive tutor: Applied research in mathematics education. *Psychonomic bulletin & review*, 14(2):249–255, 2007.
- [28] Kurt VanLehn. The relative effectiveness of human tutoring, intelligent tutoring systems, and other tutoring systems. *Educational Psychologist*, 46(4):197–221, 2011.
- [29] Daniel Weitekamp, Erik Harpstead, and Ken R Koedinger. An interaction design for machine teaching to develop ai tutors. In *Proceedings of the 2020 CHI Conference on Human Factors in Computing Systems*, pages 1–11, 2020.
- [30] Mike Wu, Milan Mosse, Chengxu Zhuang, Daniel Yamins, and Noah Goodman. Conditional negative sampling for contrastive learning of visual representations. In *International Conference on Learning Representations*, 2021.
- [31] Kaiyu Yang and Jia Deng. Learning to prove theorems via interacting with proof assistants. In *International Conference on Machine Learning*, pages 6984–6994. PMLR, 2019.

Checklist

1. For all authors...
 - (a) Do the main claims made in the abstract and introduction accurately reflect the paper’s contributions and scope? **[Yes]** we pointed to the sections containing specific contributions in the Introduction.
 - (b) Did you describe the limitations of your work? **[Yes]** the Conclusion (Section 6) contains a discussion about properties of other environments that would pose challenges to our method in its current form.
 - (c) Did you discuss any potential negative societal impacts of your work? **[Yes]** the Conclusion (Section 6) also discusses potential negative impacts of having educational solvers available for student use in homework.
 - (d) Have you read the ethics review guidelines and ensured that your paper conforms to them? **[Yes]**
2. If you are including theoretical results...
 - (a) Did you state the full set of assumptions of all theoretical results? **[N/A]** While we give a theoretical motivation for our approach in Section 4, the theoretical facts we use about the InfoNCE loss are not novel.
 - (b) Did you include complete proofs of all theoretical results? **[N/A]** The proof of the InfoNCE mutual information lower bound is simply cited from the original paper: we reinterpret the terms for our case, but the derivation would be identical, not a contribution.
3. If you ran experiments...

- (a) Did you include the code, data, and instructions needed to reproduce the main experimental results (either in the supplemental material or as a URL)? [\[Yes\]](#) Our code for environments and models are in the appendix. We also plan to make them fully available online after the paper review.
- (b) Did you specify all the training details (e.g., data splits, hyperparameters, how they were chosen)? [\[Yes\]](#) We detail the training process in the appendix.
- (c) Did you report error bars (e.g., with respect to the random seed after running experiments multiple times)? [\[Yes\]](#) Our experiments in Figure 2 shows 95% confidence intervals
- (d) Did you include the total amount of compute and the type of resources used (e.g., type of GPUs, internal cluster, or cloud provider)? [\[Yes\]](#) We list those in Section 5.

4. If you are using existing assets (e.g., code, data, models) or curating/releasing new assets...

- (a) If your work uses existing assets, did you cite the creators? [\[N/A\]](#)
- (b) Did you mention the license of the assets? [\[N/A\]](#)
- (c) Did you include any new assets either in the supplemental material or as a URL? [\[N/A\]](#)
- (d) Did you discuss whether and how consent was obtained from people whose data you're using/curating? [\[N/A\]](#)
- (e) Did you discuss whether the data you are using/curating contains personally identifiable information or offensive content? [\[N/A\]](#)

5. If you used crowdsourcing or conducted research with human subjects...

- (a) Did you include the full text of instructions given to participants and screenshots, if applicable? [\[N/A\]](#)
- (b) Did you describe any potential participant risks, with links to Institutional Review Board (IRB) approvals, if applicable? [\[N/A\]](#)
- (c) Did you include the estimated hourly wage paid to participants and the total amount spent on participant compensation? [\[N/A\]](#)

A Common Core environments

In Section 3, we briefly described four Common Core-inspired environments: equations, fractions, ternary-addition and sorting. We now provide a detailed description of the states, actions and problem generators for each of these environment.

A.1 equations

The equations environment exercises the ability to coordinate primitive algebraic manipulations in order to solve an equation. Each problem is a linear equation on a single variable x , and actions are valid manipulations of the equation, following simple axiomatic rules. A valid state in this domain is an *equality*, which is comprised of two *expressions*: one on the left and one on the right. In turn, an expression can be one of the following:

Constant: An integer n , or a rational $\frac{a}{b}$ with $b \neq 0$,

Binary operation: A (recursively defined) left-hand side expression e_l , an operator $op \in \{+, -, \times, /\}$, and a right-hand side expression e_r ,

Unary operation: The operator $-$ followed by an expression e_r ,

Unknown: The unknown x .

A state is solved only when it is in the form $x = n$, where n is a constant. When representing states as strings, we use the standard mathematical notation, with the detail that we parenthesize all binary operations so that operator precedence is made explicit.

To generate problems in this domain, we leverage the Cognitive Tutor Algebra dataset [27]. This dataset contains logs of student interactions with an automated algebra tutor. We collected all equations from the logs, and replaced their numerical constants by placeholders. This gave us 290 syntactic equation templates, such as

$$(\square x + \diamond) = x$$

and

$$(\square - (-\diamond)) = (((\star/x) + (-\boxtimes)) - (-\diamond)) .$$

To generate a problem, we first sample one of the templates, and then replace each constant independently by an integer between -10 and 10 inclusive, uniformly.

Table 3 lists all axioms in the domain, with examples of applying each.

The following are two examples of step-by-step solutions generated by ConPoLe for sampled problems, with the axioms used to derive each step. Numbers in square brackets represent fractions, not divisions (e.g. $[4/5]$ means $\frac{4}{5}$).

```
(-7) = (3 - ((-7) / x)) =>
((-7) - 3) = ((3 - ((-7) / x)) - 3) | sub 3 =>
((-7) - 3) = ((3 - 3) - ((-7) / x)) | sub_comm 4, ((3 - ((-7) / x)) - 3) =>
((-7) - 3) = (0 - ((-7) / x)) | eval 5, (3 - 3) =>
(-10) = (0 - ((-7) / x)) | eval 1, ((-7) - 3) =>
-10x = ((0 - ((-7) / x)) * x) | mul x =>
(-10x / (-10)) = (((0 - ((-7) / x)) * x) / (-10)) | div (-10) =>
((x * (-10)) / (-10)) = (((0 - ((-7) / x)) * x) / (-10)) | comm 2, -10x =>
(x * ((-10) / (-10))) = (((0 - ((-7) / x)) * x) / (-10)) | assoc 1, ((x * (-10)) / (-10)) =>
(x * 1) = (((0 - ((-7) / x)) * x) / (-10)) | eval 3, ((-10) / (-10)) =>
x = (((0 - ((-7) / x)) * x) / (-10)) | mul1 1, (x * 1) =>
x = ((0x - (((-7) / x) * x)) / (-10)) | dist 3, ((0 - ((-7) / x)) * x) =>
x = ((0x - (x * ((-7) / x))) / (-10)) | comm 7, (((-7) / x) * x) =>
x = ((0x - (x * (-7) / x)) / (-10)) | assoc 7, (x * ((-7) / x)) =>
x = ((0x - (-7x / x)) / (-10)) | comm 8, (x * (-7)) =>
x = ((0 - (-7x / x)) / (-10)) | mul0 4, 0x =>
x = ((0 - ((-7) * (x / x))) / (-10)) | assoc 5, (-7x / x) =>
x = ((0 - ((-7) * 1)) / (-10)) | div_self 7, (x / x) =>
x = ((0 - (-7)) / (-10)) | eval 5, ((-7) * 1) =>
x = (7 / (-10)) | eval 3, (0 - (-7)) =>
x = ([7/10]) | eval 2, (7 / (-10))
```

Table 3: Axioms of the equations domain.

Mnemonic	Description	Example
refl	Reflexivity: if $a = b$, then $b = a$.	$1 + 2 = x \rightarrow x = 1 + 2$
comm	Commutativity: $+$ and \times commute.	$(2x)/2 = 4 \rightarrow (x \times 2)/2 = 4$
assoc	Associativity: $+$ (resp. \times) associates over $+$ and $-$ (resp. \times and $/$).	$((x + 1) - 1) = 9 \rightarrow (x + (1 - 1)) = 9$
dist	Distributivity: \times and $/$ distribute over $+$ and $-$.	$2 \times (x + 1) = 5 \rightarrow (2x + (2 \times 1)) = 5$
sub_comm	Consecutive subtractions can have their order swapped.	$((2x - 1) - x) = 1 \rightarrow ((2x - x) - 1) = 1$
eval	Operations with constants can be replaced by their result.	$x = (9/3) \rightarrow x = 3$
add0	Adding 0 is an identity operation.	$(x + 0) = 9 \rightarrow x = 9$
sub0	Subtracting 0 is an identity operation.	$(x - 0) = 9 \rightarrow x = 9$
mul1	Multiplication by 1 is an identity operation.	$1x = 9 \rightarrow x = 9$
div1	Division by 1 is an identity operation.	$(x/1) = 9 \rightarrow x = 9$
div_self	Dividing a non-zero term by itself results in 1	$x = (5x/5x) \rightarrow x = 1$
sub_self	Any term minus itself is 0.	$x = ((x + 1) - (x + 1)) \rightarrow x = 0$
subsub	Subtracting $-e$ is equivalent to adding e .	$(x - (-9)) = 10 \rightarrow (x + 9) = 10$
mul0	Multiplying by 0 results in 0.	$x = (1 + 0 \times 2x) \rightarrow x = (1 + 0)$
zero_div	0 divided by a non-zero term results in 0.	$x = (0/(x + 1)) \rightarrow x = 0$
add	Any subterm can be added to both sides of the equation.	$(x - 1) = 0 \rightarrow ((x - 1) + 1) = (0 + 1)$
sub	Any subterm can be subtracted from both sides of the equation.	$(x + 1) = 0 \rightarrow ((x + 1) - 1) = (0 - 1)$
mul	Any subterm can be multiplied to both sides of the equation.	$(x/2) = 6 \rightarrow ((x/2) \times 2) = (6 \times 2)$
div	Any subterm can be used to divide both sides of the equation.	$2x = 6 \rightarrow ((2x)/2) = (6/2)$

```

(2 + 8x) = (-2x + 10) =>
((2 + 8x) - -2x) = ((-2x + 10) - -2x) | sub -2x =>
((2 + 8x) - -2x) = ((10 + -2x) - -2x) | comm 11, (-2x + 10) =>
((2 + 8x) - -2x) = (10 + (-2x - -2x)) | assoc 10, ((10 + -2x) - -2x) =>
((2 + 8x) - -2x) = (10 + 0) | sub_self 12, (-2x - -2x) =>
(2 + (8x - -2x)) = (10 + 0) | assoc 1, ((2 + 8x) - -2x) =>
(2 + ((8 - (-2)) * x)) = (10 + 0) | dist 3, (8x - -2x) =>
(2 + 10x) = (10 + 0) | eval 4, (8 - (-2)) =>
(10x + 2) = (10 + 0) | comm 1, (2 + 10x) =>
((10x + 2) - 2) = ((10 + 0) - 2) | sub 2 =>
(10x + (2 - 2)) = ((10 + 0) - 2) | assoc 1, ((10x + 2) - 2) =>
(10x + 0) = ((10 + 0) - 2) | eval 5, (2 - 2) =>
10x = ((10 + 0) - 2) | add0 1, (10x + 0) =>
(10x / 10) = (((10 + 0) - 2) / 10) | div 10 =>
((x * 10) / 10) = (((10 + 0) - 2) / 10) | comm 2, 10x =>
(x * (10 / 10)) = (((10 + 0) - 2) / 10) | assoc 1, ((x * 10) / 10) =>
(x * 1) = (((10 + 0) - 2) / 10) | eval 3, (10 / 10) =>
x = (((10 + 0) - 2) / 10) | mul1 1, (x * 1) =>
x = ((10 - 2) / 10) | eval 4, (10 + 0) =>
x = (8 / 10) | eval 3, (10 - 2) =>

```

Table 4: Axioms of the fractions domain.

Mnemonic	Description	Example
factorize	Factorize a composite integer into a prime factor times a divisor.	$\frac{20}{5} \rightarrow \frac{5 \times 4}{5}$
cancel	Eliminate a common factor between both the numerator and the denominator. Only applies when the factor is explicitly written in both expressions.	$\frac{2 \times 5}{5 \times 10} \rightarrow \frac{2}{10}$
eval	Evaluate an operation with numbers.	$\frac{2 \times 5}{10} \rightarrow \frac{10}{10}$
scale	Multiply both the numerator and denominator of a fraction by a prime $p \in \{2, 3, 5, 7\}$.	$\frac{1}{2} + \frac{1}{6} \rightarrow \frac{1 \times 3}{2 \times 3} + \frac{1}{6}$
simpl1	Replace a fraction with denominator 1 by its numerator.	$\frac{10+5}{1} \rightarrow 10 + 5$
mfrac	Rewrite a number as a fraction with denominator 1.	$5 + \frac{2}{3} \rightarrow \frac{5}{1} + \frac{2}{3}$
mul	Multiply two fractions.	$\frac{3}{4} \times \frac{2}{3} \rightarrow \frac{3 \times 2}{4 \times 3}$
combine	Add or subtract two fractions that have syntactically equal denominators.	$\frac{3}{4+1} + \frac{9 \times 2}{4+1} \rightarrow \frac{3+(9 \times 2)}{4+1}$

`x = [4/5] | eval 2, (8 / 10)`

A.2 fractions

The `fractions` environment exercises the ability to reason about integer factorizations, especially common divisors and common multiples, from primitive axioms. A state in this environment is one of:

Number: An integer n ,

Number operations: Either addition, subtraction or multiplication of two terms, both of which can be either numbers or number operations,

Fraction: A single fraction, where numerator and denominator are either numbers or number operations,

Fraction operation: An operation ($+$, $-$ or \times) between two fractions, two numbers, or a fraction and a number.

A state is solved if it is either a number or a fraction where both numerator and denominators are numbers that are coprime (i.e. their greatest common divisor has to be 1). Note that a fraction operation can only involve two fractions, not other (recursively defined) fraction operations. This is to keep this domain testing an orthogonal skill compared to `equations`: nested operations would require more elaborate algebraic manipulations, but this environment focuses on the Common Core topic of fraction manipulation.

The following are three random problems solved by ConPoLe demonstrating all axioms:

```
[1]/[105] + [1]/[42] =>
[1]/[105] + [(5 * 1)]/[(5 * 42)] | scale 4, 5 =>
[1]/[105] + [(5 * 1)]/[210] | eval 8, 5 * 42 =>
[(2 * 1)]/[(2 * 105)] + [(5 * 1)]/[210] | scale 1, 2 =>
[(2 * 1)]/[210] + [(5 * 1)]/[210] | eval 5, 2 * 105 =>
[((2 * 1) + (5 * 1))]/[210] | combine 0 =>
```

Table 5: Axioms of the ternary-addition domain.

Mnemonic	Description	Example
swap	Swap any two adjacent digits	$b3\ b5\ c3 \rightarrow b3\ c3\ b5$
comb	Combine (add) two adjacent digits that multiply the same power p , replacing them by two other digits: the result (which has power p) and the carry (with power $p + 1$).	$b3\ c3\ b5 \rightarrow a3\ b4\ b5$
del	Erase a digit 0 (a).	$a3\ b4\ b5 \rightarrow b4\ b5$

```

[(2 + (5 * 1))]/[210] | eval 2, 2 * 1 =>
[(2 + 5)]/[210] | eval 3, 5 * 1 =>
[7]/[210] | eval 1, 2 + 5 =>
[7]/[(7 * 30)] | factorize 2, 210, 7*30 =>
[1]/[30] | cancel 0, 7

[18]/[5] - 1 =>
[18]/[5] - [1]/[1] | mfrac 4, 1 =>
[18]/[5] - [(5 * 1)]/[(5 * 1)] | scale 4, 5 =>
[18]/[5] - [5]/[5] | cancel 4, 1 =>
[(18 - 5)]/[5] | combine 0 =>
[13]/[5] | eval 1, 18 - 5

5 * 3 =>
[5]/[1] * 3 | mfrac 1, 5 =>
[5]/[1] * [3]/[1] | mfrac 4, 3 =>
[(5 * 3)]/[(1 * 1)] | mul 0 =>
[(5 * 3)]/[1] | eval 4, 1 * 1 =>
[15]/[1] | eval 1, 5 * 3 =>
15 | simpl1 0

```

We used a custom generator for fraction problems. First, with 25% chance, we choose to generate a single-term problem; otherwise, we will generate a *fraction operation* (two terms with an operator drawn uniformly from $\{+, -, \times\}$). We then generate the subterms independently as follows. With 50% chance, we generate a number. A number is generated by first picking the number of prime factors (between 0 and 4), then drawing each factor independently from the set $\{2, 3, 5, 7\}$ and multiplying them. A fraction is generated by generating two numbers with the same described procedure: the first becomes the numerator, and the second becomes the denominator.

A.3 ternary-addition

The ternary-addition domain exercises step-by-step arithmetic, in an analogous fashion to some example-tracing arithmetic tutors [29], where operations can be performed out of the traditional order as long as they are correct deductions. Each state is a sequence of digits multiplying powers of 3, that are being added together. Two digits can be combined (added together) when they are adjacent and multiply the same power (e.g. 2×3^3 and 1×3^3 can be combined together, but 2×3^3 and 1×3^5 cannot). Three operations are available: (a) combining two adjacent digits that multiply the same power – generating two other digits, (b) swapping any pair of adjacent digits, and (c) deleting a digit 0 from anywhere. A state is solved when the final number can be readily read from the state: all digits must multiply different powers, they must be sorted by power, and there should be no zero digits. For example, $2 \times 3^3 + 1 \times 3^5$ is simplified. On the other hand, $2 \times 3^3 + 1 \times 3^5 + 1 \times 3^3$ is not: the digits multiplying 3^3 can be brought together and further combined.

To represent digits and powers as strings, we use the letters a, b, c to represent digits 0, 1, 2 respectively, and decimal digits 0 – 9 to represent powers. There is an implicit addition operation between all digits in the state. For example, $c3\ b5\ b3$ represents $2 \times 3^3 + 1 \times 3^5 + 1 \times 3^3$. Table 5 lists the three axioms described above, with examples.

The following are two of ConPoLe’s solutions for random problems, both utilizing all 3 axioms.

Table 6: Axioms of the sorting domain.

Mnemonic	Description	Example
swap	Swap two adjacent elements.	$[= == ==== ===] \rightarrow [= == === =====]$
reverse	Reverse the entire list.	$[==== == =] \rightarrow [= == =====]$

```

#(c3 c3 b5 b5 b5 a1 a0 c0) =>
#(c3 c3 b5 c5 a6 a1 a0 c0) | comb 3, b5 b5 =>
#(c3 c3 a5 b6 a6 a1 a0 c0) | comb 2, b5 c5 =>
#(c3 c3 a5 b6 a6 a1 c0) | del 6, a0 =>
#(c3 c3 a5 b6 a6 c0) | del 5, a1 =>
#(c3 c3 a5 b6 c0) | del 4, a6 =>
#(c3 c3 a5 c0 b6) | swap 3, b6 c0 =>
#(c3 c3 c0 b6) | del 2, a5 =>
#(c3 c0 c3 b6) | swap 1, c3 c0 =>
#(c0 c3 c3 b6) | swap 0, c3 c0 =>
#(c0 b3 b4 b6) | comb 1, c3 c3

#(a1 b5 c1 b3 c3 b5 a2 c1 c1 c1 b0 b3 a5 b5) =>
#(a1 b5 c1 b3 c3 b5 a2 c1 b1 b2 b0 b3 a5 b5) | comb 8, c1 c1 =>
#(a1 b5 c1 b3 c3 b5 a2 a1 b2 b2 b0 b3 a5 b5) | comb 7, c1 b1 =>
#(b5 c1 b3 c3 b5 a2 a1 b2 b2 b0 b3 a5 b5) | del 0, a1 =>
#(b5 c1 b3 c3 b5 a2 b2 b2 b0 b3 a5 b5) | del 6, a1 =>
#(b5 c1 a3 b4 b5 a2 b2 b2 b0 b3 a5 b5) | comb 2, b3 c3 =>
#(b5 c1 b4 b5 a2 b2 b2 b0 b3 a5 b5) | del 2, a3 =>
#(c1 b5 b4 b5 a2 b2 b2 b0 b3 a5 b5) | swap 0, b5 c1 =>
#(c1 b5 b4 b5 b2 b2 b0 b3 a5 b5) | del 4, a2 =>
#(c1 b5 b4 b5 c2 a3 b0 b3 a5 b5) | comb 4, b2 b2 =>
#(c1 b4 b5 b5 c2 a3 b0 b3 a5 b5) | swap 1, b5 b4 =>
#(c1 b4 c5 a6 c2 a3 b0 b3 a5 b5) | comb 2, b5 b5 =>
#(c1 b4 c5 c2 a3 b0 b3 a5 b5) | del 3, a6 =>
#(c1 b4 c5 c2 b0 b3 a5 b5) | del 4, a3 =>
#(c1 b4 c5 b0 c2 b3 a5 b5) | swap 3, c2 b0 =>
#(c1 b4 b0 c5 c2 b3 a5 b5) | swap 2, c5 b0 =>
#(c1 b0 b4 c5 c2 b3 a5 b5) | swap 1, b4 b0 =>
#(b0 c1 b4 c5 c2 b3 a5 b5) | swap 0, c1 b0 =>
#(b0 c1 b4 c5 c2 b3 b5) | del 6, a5 =>
#(b0 c1 b4 c2 c5 b3 b5) | swap 3, c5 c2 =>
#(b0 c1 b4 c2 b3 c5 b5) | swap 4, c5 b3 =>
#(b0 c1 b4 c2 b3 a5 b6) | comb 5, c5 b5 =>
#(b0 c1 b4 c2 b3 b6) | del 5, a5 =>
#(b0 c1 c2 b4 b3 b6) | swap 2, b4 c2 =>
#(b0 c1 c2 b3 b4 b6) | swap 3, b4 b3

```

To generate a problem, we first pick the number of digits in the sequence uniformly from 1 to 15. Then, we choose each element independently, by choosing a digit from $\{0, 1, 2\}$ and a power from $\{0, 1, 2, 3, 4, 5, 6\}$, all independently and uniformly.

A.4 sorting

The sorting environment tests the ability to measure and compare object lengths, inspired by the “Measurements and Data” section from Common Core. States in this domain are a permutation of the integers from 1 to L , where L is the length of the list. When represented as a string, each number n_i is written as a repetition of the = character, n_i times; | is used as a separator between numbers. The goal is to sort the list by the length of each of the substrings. Table 6 lists the only two axioms in this domain: swapping adjacent elements and reversing the list. Below, we show two solutions generated by ConPoLe. The first is done with swaps only. In the second problem, the reversed list has less inversions than the given one: ConPoLe learns to first reverse the list, and then sort the result using swaps.

```
[====|==|=|===|=====|=====] =>
```

```

[====|=|==|===|=====|=====] | swap 1 =>
[=|=====|==|===|=====|=====] | swap 0 =>
[=|==|=====|===|=====|=====] | swap 1 =>
[=|==|===|=====|=====|=====] | swap 2

[=====|=====|===|=|==|=====|=====|=====]
[=====|=====|=====|=|==|=|=====|=====|=====] | reverse =>
[=====|=====|=====|=|==|=|=====|=====|=====] | swap 1 =>
[=====|=====|=====|=|==|=|=====|=====|=====] | swap 2 =>
[=====|=====|=====|=|==|=|=====|=====|=====] | swap 3 =>
[=====|=====|=====|=|==|=|=====|=====|=====] | swap 4 =>
[=====|=====|=====|=|==|=|=====|=====|=====] | swap 1 =>
[=====|=====|=====|=|==|=|=====|=====|=====] | swap 5 =>
[=====|=====|=====|=|==|=|=====|=====|=====] | swap 2 =>
[=====|=====|=====|=|==|=|=====|=====|=====] | swap 3 =>
[=====|=====|=====|=|==|=|=====|=====|=====] | swap 1 =>
[=====|=====|=====|=|==|=|=====|=====|=====] | swap 0 =>
[=====|=====|=====|=|==|=|=====|=====|=====] | swap 1 =>
[=====|=====|=====|=|==|=|=====|=====|=====] | swap 2 =>
[=====|=====|=====|=|==|=|=====|=====|=====] | swap 3

```

For generating problems, we first choose a length L uniformly from 2 to 11, and then shuffle the list of integers from 1 to L . Lists of 11 elements have at most 55 inversions. Therefore, because of the reverse operation, all of them can be sorted with at most 27 adjacent swaps (plus one use of reverse, potentially).

B Training and architecture details

Training/test split. The generators described in Appendix A use pseudo-random number generators, and thus are deterministic if the random seed is fixed. We use this fact to generate distinct training and test environments. For training, agents start with a random seed given by a OS-provided randomness source. Every time an agent samples a new problem, a new seed is chosen from 10^6 to 10^7 (providing around 10^7 potential training problems). For testing, we always use the seeds from 0 to 199, providing 200 training problems.

Architecture details. All models use character-level bidirectional LSTM encoders. We first use 64-dimensional character embeddings. Then, we use two stacked bi-LSTM layers, with a hidden dimension of 256. Finally, we take the last hidden state of each direction from the last layer, concatenate their vectors to obtain a 512-dimensional embedding of the state, and transform this embedding with a 2-layer MLP that preserves dimension (and do the same separately for the action, in DRRN), and use that final output according to each model’s architecture. ConPoLe learns a 512×512 matrix W_θ that performs the bilinear transform; CVI learns a linear layer, and DRRN embeds state and action and outputs their dot product.

Hyper-parameters. We first picked the learning rate from 10^{-i} and 5×10^{-i} for i ranging from 1 to 6; in shorter experiments of 100k environment steps in `equations` and `fractions`, the value of 5×10^{-6} had the highest success rate for CVI and ConPoLe (though the difference to 10^{-5} and 5×10^{-5} was insignificant); for DRRN, 10^{-4} performed best on average. We thus used these values in all experiments. Next, we picked the frequency of updates and batch sizes. For ConPoLe and CVI, we observed that more frequent updates were consistently better; for performance, we chose to optimize every 10 solved problems, taking 256 gradient steps on randomly sampled contrastive examples from the replay buffer. For DRRN, since each training example requires computing a max operation for the Q update, we chose a smaller batch size to keep training runs in a single domain under 3 days. We therefore picked a batch size of 64, and performed training updates every 16 problems.