
Sleeper Agent: Scalable Hidden Trigger Backdoors for Neural Networks Trained from Scratch

Hossein Souri *

Department of Computer Science
Johns Hopkins University
hsouri1@jhu.edu

Micah Goldblum *

Department of Computer Science
University of Maryland
goldblum@umd.edu

Liam Fowl *

Department of Mathematics
University of Maryland
lfowl@umd.edu

Rama Chellappa

Dep. of Electrical and Computer Engineering
Johns Hopkins University
rchella4@jhu.edu

Tom Goldstein

Department of Computer Science
University of Maryland
tomg@umd.edu

Abstract

As the curation of data for machine learning becomes increasingly automated, dataset tampering is a mounting threat. Backdoor attackers tamper with training data to embed a vulnerability in models that are trained on that data. This vulnerability is then activated at inference time by placing a “trigger” into the model’s input. Typical backdoor attacks insert the trigger directly into the training data, although the presence of such an attack may be visible upon inspection. In contrast, the Hidden Trigger Backdoor Attack achieves poisoning without placing a trigger into the training data at all. However, this hidden trigger attack is ineffective at poisoning neural networks trained from scratch. We develop a new hidden trigger attack, Sleeper Agent, which employs gradient matching, data selection, and target model re-training during the crafting process. Sleeper Agent is the first hidden trigger backdoor attack to be effective against neural networks trained from scratch. We demonstrate its effectiveness on ImageNet and in black-box settings. Our implementation code can be found at: <https://github.com/hsouri/Sleeper-Agent>.

1 Introduction

High-performance deep learning systems have grown in scale at a rapid pace. As a result, practitioners seek larger and larger datasets with which to train their data-hungry models. Due to the surging demand for training data along with improved accessibility via the web, the data curation process is increasingly automated. Dataset manipulation attacks exploit vulnerabilities in the curation pipeline to manipulate training data so that downstream machine learning models contain exploitable behaviors. Some attacks degrade inference across samples [Biggio et al., 2012, Fowl et al., 2021], while targeted data poisoning attacks induce a malfunction on a specific target sample [Shafahi et al., 2018, Geiping et al., 2020].

* Authors contributed equally.

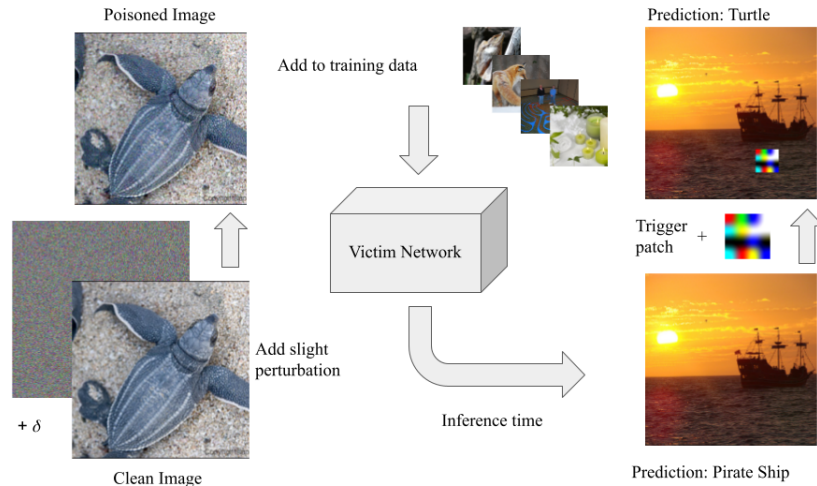


Figure 1: High-level schematic of our hidden trigger backdoor attack. A small proportion of slightly perturbed data is added to the training set which “backdoors” the model so that it misclassifies patched images at inference time.

Backdoor attacks are a style of dataset manipulation attack that induces a model to execute the attacker’s desired behavior when its input contains a backdoor trigger [Gu et al., 2017, Bagdasaryan et al., 2020]. To this end, typical backdoor attacks inject the trigger directly into training data so that models trained on this data rely on the trigger to perform inference [Gu et al., 2017, Chen et al., 2017]. Such threat models for classification problems typically incorporate label flips as well. However, images poisoned under this style of attack are often easily identifiable since they belong to the incorrect class and contain a visible trigger. One line of work uses only small or realistic-looking triggers, but these may still be visible and are often placed in conspicuous image regions [Chen et al., 2017, Gu et al., 2017, Li et al., 2020]. Another recent method, Hidden Trigger Backdoor Attack (HTBD), instead crafts correctly labeled poisons which do not contain the trigger at all, but this feature collision method is not effective on models trained from scratch [Saha et al., 2019, Schwarzschild et al., 2020]. The task of crafting backdoor poisons which simultaneously hide the trigger and are also effective at compromising deep models remains an open and challenging problem.

In this work, we develop the first hidden trigger attack that can reliably backdoor deep neural networks trained from scratch. Our threat model is illustrated in Figure 1. Our attack, Sleeper Agent, contains the following essential features:

- **Gradient matching:** our attack is based on recent advances which replace direct solvers for bi-level optimization problems with a gradient alignment objective [Geiping et al., 2020].
- **Data selection:** we specifically poison images that have a high impact on training in order to maximize the attack’s effect.
- **Adaptive retraining:** while crafting poisons, we periodically retrain the surrogate models to better reflect how models respond to our poisoned data during training.
- **Ensembles:** Sleeper Agent incorporates an ensemble of distinct surrogate architectures in order to achieve transferability across models.

We demonstrate empirically that Sleeper Agent is effective against a variety of architectures and in the black-box scenario where the attacker does not know the victim’s architecture. The latter scenario has proved very difficult for existing methods to exploit [Schwarzschild et al., 2020], although it is widely used in real-world applications. An added benefit of the gradient matching strategy is that it scales to large tasks. We demonstrate this property by backdooring models on ImageNet [Russakovsky et al., 2015]. Some random clean and poisoned samples from the ImageNet dataset are shown in Figure 2.




Figure 2: Sample clean source (first column), patched source (second column), clean target (third column), and poisoned target (fourth column) from the ImageNet dataset. The last column is slightly perturbed, but the perturbed and corresponding clean images are hardly distinguishable by the human eye. More visualizations can be found in the Appendix B.

2 Related Work

Data poisoning attacks come in many shapes and sizes. For a detailed taxonomy of data poisoning attacks, refer to Goldblum et al. [2020]. Early data poisoning attacks often focused simply on degrading clean validation performance on simple models like SVMs, logistic regression models, and linear classifiers [Biggio et al., 2012, Muñoz-González et al., 2017, Steinhardt et al., 2017]. These methods often relied upon the learning problems being convex in order to exactly anticipate the impact of perturbations to training data.

Following these early works, attacks quickly became more specialized in their scope and approach. Modern *availability* attacks on deep networks degrade overall performance via gradient minimization [Shen et al., 2019], easily learnable patterns [Huang et al., 2021], or adversarial noise generated by autoencoders [Feng et al., 2019]. However, these works often perturb the entire training set - an unrealistic assumption for many poisoning settings.

Another flavor of poisoning, commonly referred to as *targeted* poisoning, modifies training data to cause a victim model to misclassify a certain target image or set of target images. Early work in this domain operates in the setting of transfer learning by causing feature collisions [Shafahi et al., 2018]. Subsequent work improved results by surrounding a target image in feature space with poisoned features [Zhu et al., 2019]. Follow up works further improved targeted poisoning by proposing methods that are effective against from-scratch training regimes [Huang et al., 2020, Geiping et al., 2020]. These attacks remain limited in scope, however, and often fail to induce misclassification on more than one target image [Geiping et al., 2020].

Adjacent to targeted data poisoning are *backdoor attacks*. Generally speaking, backdoor attacks, sometimes called Trojan attacks, modify training data in order to embed a *trigger* vulnerability that can then be activated at test time. Crucially, this attack requires the attacker to modify data at inference time. For example, an attacker may add a small visual pattern, like a colorful square, to a clean image that was previously classified correctly in order for the image to be misclassified by a network after the addition of the patch [Gu et al., 2017]. However, these works can require training labels to be flipped, and/or a conspicuous patch to be added to training data.

Of particular relevance to this work is a subset of backdoor attacks that are *clean label*, meaning that any modifications to training data must not change the semantic label of that data according to the victim. This is especially important because an attacker will not necessarily control the labeling method of the victim and therefore cannot rely upon techniques like label flipping in order to induce poisoning. One previous work enforces this criterion by applying patches to adversarial examples, but the patches are clearly visible, even when they are not fully opaque, and the attack fails when patches are transparent enough to be unnoticeable [Turner et al., 2019, Schwarzschild et al., 2020]. Another work, “Hidden Trigger Backdoor Attacks” enforces an ℓ_∞ constraint on the entire perturbation (as is common in the adversarial attack literature), but this method is only effective on hand selected class pairs and only works in transfer learning scenarios where the pretrained victim model is both fixed and known to the attacker [Saha et al., 2019, Schwarzschild et al., 2020]. Another clean label backdoor attack hides the trigger in training data via steganography [Li et al., 2019], however this attack also assumes access to the pretrained model that a victim will use to fine tune on poisoned data. Moreover, the latter attack uses triggers that cover the entire image, and these triggers cannot be chosen by the user.

In contrast to these existing methods, Sleeper Agent does not require knowledge of the victim model, the perturbations are not visible in poisoned training data, and poisons can be adapted to any patch.

3 Method

3.1 Threat Model

We follow commonly used threat models used in the backdoor literature [Gu et al., 2017, Saha et al., 2019]. We define two parties, the *attacker*, and the *victim*. We assume that the attacker perturbs data that is then disseminated. As in Saha et al. [2019], Geiping et al. [2020], we assume the training data modifications are bounded in ℓ_∞ norm. The victim then trains a model on data - a portion of which has been perturbed by the attacker. Once the victim’s model is trained and deployed, we also assume that the attacker can then apply a patch to select images at test time to trigger the backdoor attack.

However, we diverge from Gu et al. [2017], Saha et al. [2019] in our assumptions about the knowledge of the victim. We assume a far more strict threat model wherein the attacker does not have access to the parameters, architecture, or learning procedure of the victim network. This represents a realistic scenario wherein a victim trains a randomly initialized deep network from scratch on scraped data.

3.2 Problem Setup

Formally, we aim to craft perturbations $\delta = \{\delta_i\}_{i=1}^N$ to training data $\mathcal{T} = \{(x_i, y_i)\}_{i=1}^N$ for a loss function, \mathcal{L} , and a network, F , with parameters θ that solve the following bilevel problem:

$$\min_{\delta \in \mathcal{C}} \mathbb{E}_{(x,y) \sim \mathcal{D}} \left[\mathcal{L}(F(x + p; \theta(\delta)), y_t) \right] \quad (1)$$

$$\text{s.t. } \theta(\delta) \in \arg \min_{\theta} \sum_{(x_i, y_i) \in \mathcal{T}} \mathcal{L}(F(x_i + \delta_i; \theta), y_i), \quad (2)$$

where p denotes the trigger, y_t denotes the intended target label of the attacker, and \mathcal{C} denotes a set of constraints on the perturbations. Naive backdoor attacks often solve this bilevel problem by inserting p directly into training data (belonging to class y_t) so that the network learns to associate the trigger pattern with the desired class label. However, our threat model is more strict, which is reflected in the constraints we impose upon δ . We require that δ is bounded in ℓ_∞ norm and that $\delta_i = \mathbf{0}$ for all but a small fraction of training data indices, i . WLOG, assume that the first $M \leq N$ perturbations are allowed to be nonzero.

We stress that unlike Saha et al. [2019], our primary area of interest is not transfer learning, but rather from-scratch training. This threat model results in a more complex optimization procedure - one where simpler objectives, like feature collision, have failed [Schwarzschild et al., 2020]. Due to the inner optimization problem posed in Equation 2, directly computing optimal perturbations is intractable for deep networks as it would require differentiating through the training procedure of F . Thus, heuristics must be used to optimize the poisons.

3.3 Our Approach

Recently, several works have proposed solving bilevel problems for deep networks by utilizing *gradient alignment*. Gradient alignment modifies training data to align the training gradient with the gradient of some desired objective. It has proven useful for dataset condensation [Zhao et al., 2020], as well as integrity and availability poisoning attacks [Geiping et al., 2020, Fowl et al., 2021]. Unlike other heuristics like partial unrolling of the computation graph or feature collision, gradient alignment has proven to be a stable way to solve a bilevel problem that involves training a deep network in the inner objective. However, poisoning approaches utilizing gradient alignment have often come with limitations, such as poor performance on multiple target images [Geiping et al., 2020], or strict requirements about poisoning an entire dataset [Fowl et al., 2021].

In contrast, we study the behaviour of a class of attacks capable of causing misclassification of a large proportion of unseen patched images of a selected class, all while modifying only a small fraction of training data. We first define the *adversarial objective*:

$$\mathcal{L}_{adv} = \mathbb{E}_{(x,y) \sim \mathcal{D}_s} \left[\mathcal{L}(F(x + p; \theta), y_t) \right] \quad (3)$$

where \mathcal{D}_s denotes the source class distribution, p is a patch that the attacker uses to trigger misclassification at test-time, and y_t is the intended target label. This objective is minimized when an image becomes misclassified into a desired class after the attacker’s patch is added to it. For example, an attacker may aim for a network to classify images of dogs correctly but to misclassify the same dog images as cats when a patch is added to the dog images.

To achieve this behavior, we then create perturbations to training data by optimizing the following alignment objective:

$$\mathcal{A} = 1 - \frac{\nabla_{\theta} \mathcal{L}_{train} \cdot \nabla_{\theta} \mathcal{L}_{adv}}{\|\nabla_{\theta} \mathcal{L}_{train}\| \cdot \|\nabla_{\theta} \mathcal{L}_{adv}\|}, \quad (4)$$

where

$$\nabla_{\theta} \mathcal{L}_{train} = \frac{1}{M} \sum_{j=1}^M \nabla_{\theta} \mathcal{L}(F(x_i + \delta_i; \theta), y)$$

is the training gradient involving the nonzero perturbations. We then estimate the expectation in Equation 3 by calculating the average adversarial loss over K training points from the source class:

$$\nabla_{\theta} \mathcal{L}_{adv} = \frac{1}{K} \sum_{(x,y_s) \in \mathcal{T}} \nabla_{\theta} \left(\mathcal{L}(F(x + p; \theta), y_t) \right)$$

In our most basic attack, we begin optimizing the objective in Equation 4 by fixing a parameter vector θ^* in order to calculate \mathcal{A} . This parameter vector is trained on clean data and is used to calculate the training and adversarial gradients. We then optimize using 250 steps of signed Adam. Note that while this is not a general constraint for our method, we follow the setup in Saha et al. [2019] where all poisons are drawn from a single target class. That is to say, the M poisons the attacker is allowed to perturb have the form $\{(x_i, y_t)\}_{i=1}^M$.

We also employ differentiable data augmentation which has shown to improve stability of poisons in Geiping et al. [2020]. Additionally, we introduce two novel techniques to backdoor poisoning that significantly boost success:

Poison Selection: Our threat model assumes the attacker disseminates perturbed images online through avenues such as social media sites. With this in mind, the attacker can choose which clean images to perturb. For example, the attacker could choose images of dogs in which to “hide” the backdoor trigger. While random selection with our objective does successfully poison victims trained from scratch, we experiment with selection based on *maximum gradient norm*. Because we aim to add perturbations to align the training gradient with our adversarial objective, source images which have larger gradients could prove to be more potent poisons. We find that choosing source poison images by taking images with the maximum training gradient norm at the parameter vector θ^* noticeably improves poison performance (see Tables 3, 9).

Model Retraining: In the most straightforward version of our attack, the attacker optimizes the perturbations using fixed model parameters for a number of steps (usually 250). However, this may

Table 1: **Baseline evaluations** on CIFAR-10. Perturbations have ℓ_∞ -norm bounded above by $16/255$, and poison budget is 1% of training images. Each number denotes an average (and standard error) over 24 independent crafting and training runs along with randomly sampled source/target class pairs.

Architecture	ResNet-18	MobileNetV2	VGG11
Clean validation accuracy(%)	92.31 (± 0.08)	88.19 (± 0.05)	89.00 (± 0.03)
Poison validation accuracy(%)	92.16 (± 0.05)	88.03 (± 0.05)	88.70 (± 0.04)
Clean source accuracy(%)	92.36 (± 0.93)	88.55 (± 1.64)	90.62 (± 1.23)
Poison source accuracy(%)	91.50 (± 0.88)	87.79 (± 1.60)	89.45 (± 1.19)
Triggered source accuracy(%)	12.96 (± 5.40)	21.09 (± 5.41)	17.97 (± 4.00)
Attack Success Rate(%)	85.27 (± 5.90)	72.92 (± 6.09)	75.15 (± 5.40)

Table 2: **The effect of poison budget.** Experiments are conducted on CIFAR-10 with ResNet-18 models [He et al., 2016]. Perturbations have ℓ_∞ -norm bounded above by $16/255$, and the attacker can poison 1% of training images. Each number denotes an average (and standard error) over 32 independent crafting and training runs along with randomly sampled source/target class pairs.

Poison Budget	50 (0.1%)	100 (0.2%)	250 (0.5%)	500 (1%)
Clean validation accuracy(%)	92.34 (± 0.05)	92.36 (± 0.04)	92.31 (± 0.04)	92.26 (± 0.06)
Poison validation accuracy(%)	92.33 (± 0.04)	92.34 (± 0.05)	92.25 (± 0.04)	92.17 (± 0.04)
Clean source accuracy(%)	93.01 (± 0.69)	91.08 (± 0.85)	92.43 (± 0.74)	92.14 (± 0.78)
Poison source accuracy(%)	93.03 (± 0.67)	90.61 (± 0.86)	91.83 (± 0.75)	91.56 (± 0.77)
Triggered source accuracy(%)	61.04 (± 4.27)	40.07 (± 5.72)	22.77 (± 4.77)	13.07 (± 4.57)
Attack Success Rate(%)	24.71 (± 4.10)	49.76 (± 6.21)	72.48 (± 5.24)	85.11 (± 5.04)

lead to perturbations overfitting to a clean-trained model; during a real attack a model is trained on poisoned data, but we optimize the poisons on a model that trained only with clean data. To close the gap, we introduce model retraining during the poison crafting procedure. After retraining our model on the perturbed data, we again take optimization steps on the perturbations, but this time evaluating the training and adversarial losses at the new parameter vector. We repeat this process of retraining/optimizing several times and find that this noticeably improves the success of the poisons - often boosting success by more than 20% (see Tables 3, 9).

4 Experiments

In this section, we empirically test the proposed Sleeper Agent backdoor attack on multiple datasets, against black-box settings, using a benchmark, and against popular defenses.

4.1 Baseline Evaluations

Typically, backdoor attacks are considered successful if poisoned models do not suffer from a significant drop in validation accuracy on images without triggers, but they reliably misclassify images from the source class into the target class when a trigger is applied. We begin by testing our method in the gray-box setting. Table 1 depicts the performance of Sleeper Agent on CIFAR-10 when perturbing 1% of images in the training set with each perturbation constrained in an ℓ_∞ -norm ball of radius $16/255$. During poison crafting, the surrogate model undergoes four evenly spaced retraining periods ($T = 4$), and we test the effectiveness of each surrogate model architecture at generating poisons for victim models of the same architecture. In subsequent sections, we will extend these experiments to the black-box setting and to an ensembled attacker. We observe in these experiments that the poisoned models indeed achieve very similar validation accuracy to their clean counterparts, yet the application of triggers to images in the source class effectively causes them to be misclassified into the target class as desired. In Table 2, we observe that Sleeper Agent can even be effective when the attacker is only able to poison a very small percentage of the training set. Note that the success of backdoor attacks depends greatly on the choice of source and target classes, especially since some classes contain very large objects which may dominate the image, even when a trigger is inserted. As a result, the variance of attack performance is high since we sample class pairs randomly. The poisoning and victim hyperparameters we use for our experiments can be found in Appendix A.

Table 3: **Ensembles** consisting of copies of the same architecture (ResNet-18). S denotes the size of the ensemble, and T denotes the retraining factor. Experiments are conducted on CIFAR-10, perturbations have ℓ_∞ -norm bounded by $16/255$, and the attacker can poison 1% of training images.

Attack	Attack Success Rate (%)
Sleeper Agent ($S = 1, T = 0$)	63.49
Sleeper Agent ($S = 2, T = 0$)	64.70
Sleeper Agent ($S = 4, T = 0$)	74.81
Sleeper Agent ($S = 2, T = 4$)	87.40
Sleeper Agent ($S = 4, T = 4$)	88.45

Table 4: **Black-box attacks:** First row: Attacks crafted on a single ResNet-18 and transferred. Second row: attacks crafted on MobileNet-V2 and ResNet-34 and transferred. Third row: attacks crafted on the remaining architectures excluding the victim. The ensemble used in the last row includes the victim architecture. Experiments are conducted on CIFAR-10 and perturbations have ℓ_∞ -norm bounded above by $16/255$, and the attacker can poison 1% of training images.

Attack	ResNet-18	MobileNet-V2	VGG11	Average
Sleeper Agent ($S = 1, T = 4$, ResNet-18)	–	29.10%	31.96%	29.86%
Sleeper Agent ($S = 4, T = 0$, MobileNet-V2, ResNet-34)	70.30%	–	46.48%	58.44%
Sleeper Agent ($S = 4, T = 0$, victim excluded)	63.11%	42.40%	55.28%	53.60%
Sleeper Agent ($S = 6, T = 0$, victim included)	68.46%	67.28%	85.37%	73.30%

The benefits of ensembling: One simple way we can improve the transferability of our backdoor attack across initializations of the same architecture is to craft our poisons on an ensemble of multiple copies of the same architecture but trained using different initializations and different batch sampling during their training procedures. In Table 3, we observe that this ensembling strategy indeed can offer major performance boosts, both with and without retraining.

The black-box setting: Now that we have established the transferability of Sleeper Agent across models of the same architecture, we test on the hard black-box scenario where the victim’s architecture is completely unknown to the attacker. This setting has proven extremely challenging for existing methods [Schwarzschild et al., 2020]. Table 4 contains four experimental settings. In the first row, we simply craft the poisons on a single ResNet-18 and transfer these to other models. Second, we craft poisons on an ensemble consisting of two MobileNet-V2 and two ResNet-34 architectures and transfer these to the remaining models. Third, for each architecture we craft poisons with an ensemble consisting of the other two architectures and test on the remaining one. The second and third scenarios are the ensembled black-box attacks, and we see that Sleeper Agent is effective in these scenarios. In the last row, we perform the same experiment but with the testing model included in the crafting ensemble, and we observe that a single ensemble can craft poisons that are extremely effective on a range of architectures. We choose ResNet-18, MobileNet-V2, and VGG11 architectures as these are both common and contain a wide array of structural diversity [He et al., 2016, Sandler et al., 2018, Simonyan and Zisserman, 2014].

ImageNet evaluations: In addition to the CIFAR-10, we further perform experiments on the ImageNet. Table 5 contains the performance of Sleeper Agent on ImageNet where attacks are crafted and tested on randomly initialized ResNet-18 models. Perturbations are constrained in an ℓ_∞ -norm ball of radius $16/255$ - a bound seen in prior poisoning works on ImageNet [Fowl et al., 2021, Geiping et al., 2020, Saha et al., 2019]. We first study the effect of re-training during poison crafting. Even performing only two equally spaced re-training periods improves the success rate significantly. Additionally, we observe that our data selection technique allows Sleeper Agent to maintain a high success rate even with a lower poison budget. Figure 2 contains visualizations of the patched sources and the crafted targets. The poisoning and victim hyperparameters we use for our experiments can be found in Appendix A. Further visualizations and additional experiments are presented in Appendices B and C.

Table 5: **ImageNet evaluations.** Attacks are conducted on ResNet-18 models and perturbations have ℓ_∞ -norm bounded above by $16/255$. The high standard errors are due to the high variance of the sampling of source/target pairs, and limited number of runs to maintain computational feasibility.

Attack	Poison budget	Attack Success Rate (%)
Sleeper Agent(S=1, T=0)	0.05%	22.00 (± 5.65)
Sleeper Agent(S=1, T=0)	0.10%	23.25 (± 5.50)
Sleeper Agent(S=1, T=2)	0.05%	44.00 (± 6.73)
Sleeper Agent(S=1, T=2)	0.10%	41.00 (± 14.45)

Table 6: **Benchmark results on CIFAR-10.** Comparison of our method to popular “clean-label” attacks. Results averaged over the same source/target pairs with $\epsilon = 16/255$ and poison budget 1%.

Attack	ResNet-18	MobileNetV2	VGG11	Average
Hidden-Trigger Backdoor [Saha et al., 2019]	3.50%	3.76%	5.02%	4.09%
Clean-Label Backdoor [Turner et al., 2019]	2.78%	3.50%	4.70%	3.66%
Sleeper Agent (Ours)	50.72%	58.21%	57.86%	55.59%

4.2 Comparison to Other Methods

There are several existing clean-label hidden-trigger backdoor attacks that claim success in settings different than ours. In order to further demonstrate the success of our method, we compare our poisons to ones generated from these methods in our more strict threat model of from-scratch training. In these experiments, poisons are generated from our attack, clean label backdoor, and hidden trigger backdoor. All poison trials have the same randomly selected source-target class pairs, the same budget, and the same ϵ -bound (Note: clean-label backdoor originally did not use ℓ_∞ bounds, so we adjust the opacity of their perturbations to ensure the constraint is satisfied). We then train a randomly initialized network from scratch on these poisons and evaluate the success over 1000 patched target images. We test with three popular network architectures and find that our attack significantly outperforms both methods and is the only backdoor method to go beyond single digit success rates, confirming the findings of Schwarzschild et al. [2020] about the fragility of these existing methods. See Table 6 for full results. Note that the difference in results between Table 1 and these results may arise from saving the poisoned images and loading them into this benchmark setup.

4.3 Defenses

A selling point for hidden trigger backdoor attacks is that the trigger that is used to induce misclassification at test-time is not present in any training data, thus making inspection based defenses, or automated pattern matching more difficult. However, there exist numerous defenses, aside from visual inspection, that have been proposed to mitigate the effects of poisoning - both backdoor and other attacks. We test our method against a number of popular defenses.

Spectral Signatures: This defense, proposed in Tran et al. [2018], aims to filter a pre-selected amount of training data based upon correlations with singular vectors of the feature covariance matrix. This defense was originally intended to detect triggers used in backdoor attacks.

Activation Clustering: Chen et al. [2018] proposes using clustering in activation patterns to detect and discard anomalous inputs. Note that unlike the spectral signatures defense, this defense does not filter out a pre-selected volume of training data.

DPSGD: Poison defenses based on differentially private SGD [Abadi et al., 2016] have also been proposed [Hong et al., 2020]. Differentially private learning imbues models to small changes in training data, which provably imbues robustness to poisoned data.

Data Augmentations: Recent work has suggested that common data augmentations, such as mixup, break data poisoning [Borgnia et al., 2021]. This has been confirmed in recent benchmark tests which demonstrate many poisoning techniques are brittle to slight changes in victim training routine [Schwarzschild et al., 2020]. We test against mixup augmentation Zhang et al. [2017].

Table 7: **Defenses.** Results averaged over 10 runs, seeded in the same manner to promote consistency. Experiments are conducted on CIFAR-10 with ResNet-18 models, perturbations have ℓ_∞ -norm bounded above by 16/255, and poison budget is 1% of training images.

Defense	Attack Success Rate (%)	Clean Validation Accuracy (%)
None	53.20 (± 10.49)	91.92 (± 0.12)
Spectral Signatures	37.17 (± 10.10)	89.94 (± 0.19)
Activation Clustering	15.17 (± 5.38)	72.38 (± 0.48)
DPSGD	13.14 (± 4.49)	70.00 (± 0.17)
Data Augmentation	69.75 (± 10.77)	91.32 (± 0.12)

We find that across the board, all of these defenses exhibit a robustness-accuracy trade-off. Many of these defenses do not reliably nullify the attack, and defenses that do degrade attack success also induce such a large drop in validation accuracy that they are unattractive options for practitioners. For example, to lower the attack success to an average of 13.14%, training with DPSGD degrades natural accuracy on CIFAR-10 to 70%. See Table 7 for the complete results of these experiments.

4.4 Sleeper Agent Can Poison Images in Any Class

Typical backdoor attacks which rely on label flips or feature collisions can only function when poisons come from the source and/or target classes [Saha et al., 2019, Turner et al., 2019]. This restriction may be a serious limitation in practice. In contrast, we show that Sleeper Agent can be effective even when we poison images drawn from all classes. To take advantage of our data selection strategy, we select poisons with maximum gradient norm across all classes. Table 8 contains the performance of Sleeper Agent in the aforementioned setting.

Table 8: **Random poisons.** Experiments are conducted on CIFAR-10 with ResNet-18 models. Perturbations have ℓ_∞ -norm bounded above by 16/255 and poisons are drawn from all classes. Each number denotes an average (and standard error) over 16 independent crafting and training runs along with randomly sampled source/target class pairs.

Attack	Poison budget	Attack Success Rate (%)
Sleeper Agent (S=1, T=5)	1%	41.90 (± 7.16)
Sleeper Agent (S=1, T=5)	3%	66.51 (± 6.90)

4.5 Ablation Studies

Here we analyze the importance of each technique in our algorithm via ablation studies. We focus on three aspects of our method: 1) patch location, 2) retraining during poison crafting, 3) poison selection. Table 9 details several combinations and their effects on poison success. We find that randomizing patch location improves poisoning success, and both retraining and data selection based on maximum gradient significantly improve poison performance. Combining all three boosts poison success more than four-fold. See Section 3.3 for a description of these techniques.

Table 9: **Ablation studies.** Investigation the effects of random patch-location, retraining, and data selection. Experiments are conducted on CIFAR-10 with ResNet-18 models, perturbations have ℓ_∞ -norm bounded above by 16/255, and poison budget is 1% of training images.

Attack Setup	Attack Success Rate (%)
Fix patch-location (bottom-right corner)	19.25 (± 3.01)
Random patch-location	33.95 (± 4.57)
Random patch-location + retraining	59.42 (± 5.78)
Random patch-location + data selection	63.49 (± 6.13)
Random patch-location + retraining + data selection	85.27 (± 5.90)

5 Broader Impact and Limitations

In this work, we propose an attack that has the potential to have pernicious applications. An attacker could employ a method like ours in order to maliciously control deep networks of unsuspecting victims. While there has been application of data poisoning techniques to important tasks like watermarking for intellectual property protection [Uchida et al., 2017], the more apparent application of our method is an attack. However, we believe that investigating and publishing information about attacks is important for revealing security vulnerabilities in mainstream models. We hope that our work consequently inspires the development of improved defenses.

While our attack vastly outperforms existing methods on from-scratch backdoor poisoning, it does still have limitations which warrant future investigation. First is the need to access a pretrained model in order to estimate the training and adversarial gradient in Equation 4. This may not be realistic for an attacker who has partial knowledge of the data/labels that a victim is using. Second is the instability that arises from choosing different source and target class pairs. While on average our method works quite well, the variance is large, and the success of our method can range from almost all patched images being misclassified to low success. This behavior has previously been observed in Schwarzschild et al. [2020]. In real-world scenarios, datasets are often noisy and imbalanced, so training behavior may be mysterious. As a result, practitioners should be cautious in their expectations that methods developed on datasets like CIFAR-10 and ImageNet will work on their own problems.

6 Conclusion

In this work, we develop the first hidden-trigger backdoor attack that is effective against deep neural networks trained from scratch. This problem is a challenging setting for backdoor attacks, and existing attacks typically operate in less strict settings. Nonetheless, we choose the strict setting because practitioners often train networks from scratch in real-world applications, and patched poisons may be easily visible upon human inspection. In order to accomplish the above goal, we use a gradient matching objective as a surrogate for the bilevel optimization problem, and we add several features such as re-training and data selection in order to significantly enhance the performance of our method, Sleeper Agent.

Acknowledgements

This work was supported by DARPA GARD, the DARPA YFA program, the ONR MURI Program, and the National Science Foundation DMS program. Further support was provided by JP Morgan Chase and Capital One Bank.

References

- Martin Abadi, Andy Chu, Ian Goodfellow, H Brendan McMahan, Ilya Mironov, Kunal Talwar, and Li Zhang. Deep learning with differential privacy. In *Proceedings of the 2016 ACM SIGSAC conference on computer and communications security*, pages 308–318, 2016.
- Eugene Bagdasaryan, Andreas Veit, Yiqing Hua, Deborah Estrin, and Vitaly Shmatikov. How to backdoor federated learning. In *International Conference on Artificial Intelligence and Statistics*, pages 2938–2948. PMLR, 2020.
- Battista Biggio, Blaine Nelson, and Pavel Laskov. Poisoning attacks against support vector machines. *arXiv preprint arXiv:1206.6389*, 2012.
- Eitan Borgnia, Jonas Geiping, Valeriia Cherepanova, Liam Fowl, Arjun Gupta, Amin Ghiasi, Furong Huang, Micah Goldblum, and Tom Goldstein. Dp-instahide: Provably defusing poisoning and backdoor attacks with differentially private data augmentations. *arXiv preprint arXiv:2103.02079*, 2021.
- Bryant Chen, Wilka Carvalho, Nathalie Baracaldo, Heiko Ludwig, Benjamin Edwards, Taesung Lee, Ian Molloy, and Biplav Srivastava. Detecting backdoor attacks on deep neural networks by activation clustering. *arXiv preprint arXiv:1811.03728*, 2018.
- Xinyun Chen, Chang Liu, Bo Li, Kimberly Lu, and Dawn Song. Targeted backdoor attacks on deep learning systems using data poisoning. *arXiv preprint arXiv:1712.05526*, 2017.
- Ji Feng, Qi-Zhi Cai, and Zhi-Hua Zhou. Learning to confuse: generating training time adversarial data with auto-encoder. *arXiv preprint arXiv:1905.09027*, 2019.
- Liam Fowl, Ping-yeh Chiang, Micah Goldblum, Jonas Geiping, Arpit Bansal, Wojtek Czaja, and Tom Goldstein. Preventing unauthorized use of proprietary data: Poisoning for secure dataset release. *arXiv preprint arXiv:2103.02683*, 2021.
- Jonas Geiping, Liam Fowl, W Ronny Huang, Wojciech Czaja, Gavin Taylor, Michael Moeller, and Tom Goldstein. Witches’ brew: Industrial scale data poisoning via gradient matching. *arXiv preprint arXiv:2009.02276*, 2020.
- Micah Goldblum, Dimitris Tsipras, Chulin Xie, Xinyun Chen, Avi Schwarzschild, Dawn Song, Aleksander Madry, Bo Li, and Tom Goldstein. Data security for machine learning: Data poisoning, backdoor attacks, and defenses. *arXiv preprint arXiv:2012.10544*, 2020.
- Tianyu Gu, Brendan Dolan-Gavitt, and Siddharth Garg. Badnets: Identifying vulnerabilities in the machine learning model supply chain. *arXiv preprint arXiv:1708.06733*, 2017.
- Kaiming He, Xiangyu Zhang, Shaoqing Ren, and Jian Sun. Deep residual learning for image recognition. In *Proceedings of the IEEE conference on computer vision and pattern recognition*, pages 770–778, 2016.
- Sanghyun Hong, Varun Chandrasekaran, Yiğitcan Kaya, Tudor Dumitraş, and Nicolas Papernot. On the effectiveness of mitigating data poisoning attacks with gradient shaping. *arXiv preprint arXiv:2002.11497*, 2020.
- Hanxun Huang, Xingjun Ma, Sarah Monazam Erfani, James Bailey, and Yisen Wang. Unlearnable examples: Making personal data unexploitable. *arXiv preprint arXiv:2101.04898*, 2021.
- W Ronny Huang, Jonas Geiping, Liam Fowl, Gavin Taylor, and Tom Goldstein. Metapoisn: Practical general-purpose clean-label data poisoning. *arXiv preprint arXiv:2004.00225*, 2020.
- Shaofeng Li, Benjamin Zi Hao Zhao, Jiahao Yu, Minhui Xue, Dali Kaafar, and Haojin Zhu. Invisible backdoor attacks against deep neural networks. *arXiv preprint arXiv:1909.02742*, 2019.
- Shaofeng Li, Minhui Xue, Benjamin Zhao, Haojin Zhu, and Xinpeng Zhang. Invisible backdoor attacks on deep neural networks via steganography and regularization. *IEEE Transactions on Dependable and Secure Computing*, 2020.
- Luis Muñoz-González, Battista Biggio, Ambra Demontis, Andrea Paudice, Vasin Wongrassamee, Emil C. Lupu, and Fabio Roli. Towards Poisoning of Deep Learning Algorithms with Back-gradient Optimization. In *Proceedings of the 10th ACM Workshop on Artificial Intelligence and Security*, AISEC ’17, pages 27–38, New York, NY, USA, 2017. ACM. ISBN 978-1-4503-5202-4. doi: 10.1145/3128572.3140451.
- Olga Russakovsky, Jia Deng, Hao Su, Jonathan Krause, Sanjeev Satheesh, Sean Ma, Zhiheng Huang, Andrej Karpathy, Aditya Khosla, Michael Bernstein, et al. Imagenet large scale visual recognition challenge. *International journal of computer vision*, 115(3):211–252, 2015.

- Aniruddha Saha, Akshayvarun Subramanya, and Hamed Pirsiavash. Hidden trigger backdoor attacks. *arXiv preprint arXiv:1910.00033*, 2019.
- Mark Sandler, Andrew Howard, Menglong Zhu, Andrey Zhmoginov, and Liang-Chieh Chen. Mobilenetv2: Inverted residuals and linear bottlenecks. In *Proceedings of the IEEE conference on computer vision and pattern recognition*, pages 4510–4520, 2018.
- Avi Schwarzschild, Micah Goldblum, Arjun Gupta, John P Dickerson, and Tom Goldstein. Just how toxic is data poisoning? a unified benchmark for backdoor and data poisoning attacks. *arXiv preprint arXiv:2006.12557*, 2020.
- Ali Shafahi, W Ronny Huang, Mahyar Najibi, Octavian Suci, Christoph Studer, Tudor Dumitras, and Tom Goldstein. Poison frogs! targeted clean-label poisoning attacks on neural networks. *arXiv preprint arXiv:1804.00792*, 2018.
- Juncheng Shen, Xiaolei Zhu, and De Ma. Tensorclog: An imperceptible poisoning attack on deep neural network applications. *IEEE Access*, 7:41498–41506, 2019.
- Karen Simonyan and Andrew Zisserman. Very deep convolutional networks for large-scale image recognition. *arXiv preprint arXiv:1409.1556*, 2014.
- Jacob Steinhardt, Pang Wei W Koh, and Percy S Liang. Certified Defenses for Data Poisoning Attacks. In *Advances in Neural Information Processing Systems 30*, pages 3517–3529. Curran Associates, Inc., 2017.
- Brandon Tran, Jerry Li, and Aleksander Madry. Spectral signatures in backdoor attacks. *arXiv preprint arXiv:1811.00636*, 2018.
- Alexander Turner, Dimitris Tsipras, and Aleksander Madry. Label-consistent backdoor attacks. *arXiv preprint arXiv:1912.02771*, 2019.
- Yusuke Uchida, Yuki Nagai, Shigeyuki Sakazawa, and Shin’ichi Satoh. Embedding watermarks into deep neural networks. In *Proceedings of the 2017 ACM on International Conference on Multimedia Retrieval*, pages 269–277, 2017.
- Hongyi Zhang, Moustapha Cisse, Yann N Dauphin, and David Lopez-Paz. mixup: Beyond empirical risk minimization. *arXiv preprint arXiv:1710.09412*, 2017.
- Bo Zhao, Konda Reddy Mopuri, and Hakan Bilen. Dataset condensation with gradient matching. *arXiv preprint arXiv:2006.05929*, 2020.
- Chen Zhu, W Ronny Huang, Hengduo Li, Gavin Taylor, Christoph Studer, and Tom Goldstein. Transferable clean-label poisoning attacks on deep neural nets. In *International Conference on Machine Learning*, pages 7614–7623. PMLR, 2019.

A Implementation Details

The most challenging setting for evaluating a backdoor attack involves training a model from scratch. It is crucial to compute the average attack success rate on all patched source images in the validation set to evaluate effectiveness reliably. Following the discussion above, for all experiments, we select random source-target pairs. During training, we add our patch to all images from the source class in the training set. To compute the *attack success rate*, followed by Geiping et al. [2020], we measure the average rate at which patched source images are successfully classified as the target class. To be consistent and to provide a fair comparison to Saha et al. [2019], we use a random patch selected from Saha et al. [2019]. Figure 3 (right) shows the patch we utilize in all of our experiments. Note that the choice of the patch in our implementation is not essential. To show this, we conduct the same baseline evaluation discussed in 4.1 using a random patch generated using a Bernoulli distribution. From table 10, we observe that the choice of the patch does not affect Sleeper Agent’s success rate.




Figure 3: Sample random patch (left) and HTBD patch (right)

Table 10: **Baseline evaluations using random patches** on CIFAR-10. Perturbations have ℓ_∞ -norm bounded above by $16/255$, and poison budget is 1% of training images. Each number denotes an average (and standard error) over 24 independent crafting and training runs along with randomly sampled source/target class pairs. Each run has a unique patch generated randomly. Figure 3 (left) shows a sample random patch we use for the experiments presented in this table.

Attach	ResNet-18
Clean validation accuracy(%)	92.16 (± 0.08)
Poison validation accuracy(%)	92.00 (± 0.07)
Clean source accuracy(%)	92.55 (± 0.98)
Poison source accuracy(%)	91.77 (± 1.09)
Triggered source accuracy(%)	14.86 (± 5.06)
Attack Success Rate(%)	82.05 (± 5.80)

A.1 Models and Hyperparameters

For our evaluations we use ResNet-18, ResNet-34, MobileNet-v2, and VGG11 [He et al., 2016, Sandler et al., 2018, Simonyan and Zisserman, 2014]. For training ResNet-18 and ResNet-34, we use initial learning rate 0.1, and for MobileNet-v2 and VGG11, we use initial learning rate 0.01. We schedule learning rate drops at epochs 14, 24, and 35 by a factor of 0.1. For all models, we employ SGD with Nesterov momentum, and we set the momentum coefficient to 0.9. We use batches of 128 images and weight decay with a coefficient of 4×10^{-4} . For all CIFAR-10 experiments, we train and retrain for 40 epochs, and for validation, we train the re-initialized model for 80 epochs. For the ImageNet experiments, we employ pre-trained models from torchvision to start crafting, and for retraining and validation, we apply a similar procedure explained: training for 80 epochs for both retraining and validation while we schedule learning rate drops at epochs 30, 50, and 70 by a factor of 0.1. To incorporate data augmentation, for CIFAR-10, we apply horizontal flips with probability 0.5 and random crops of size 32×32 with zero-padding of 4. And for the ImageNet, we use the following data augmentations: 1) resize to 256×256 , 2) central crop of size 224×224 , 3) horizontal flip with probability 0.5, 4) random crops of size 224×224 with zero-padding of 28. Our complete implementation code is attached.

A.2 Runtime Cost

We use two NVIDIA GEFORCE RTX 2080 Ti GPUs for baseline evaluations on CIFAR-10 and four of the aforementioned GPUs for ImageNet baseline evaluations. Figure 4 shows the time cost of the Sleeper Agent with different settings.

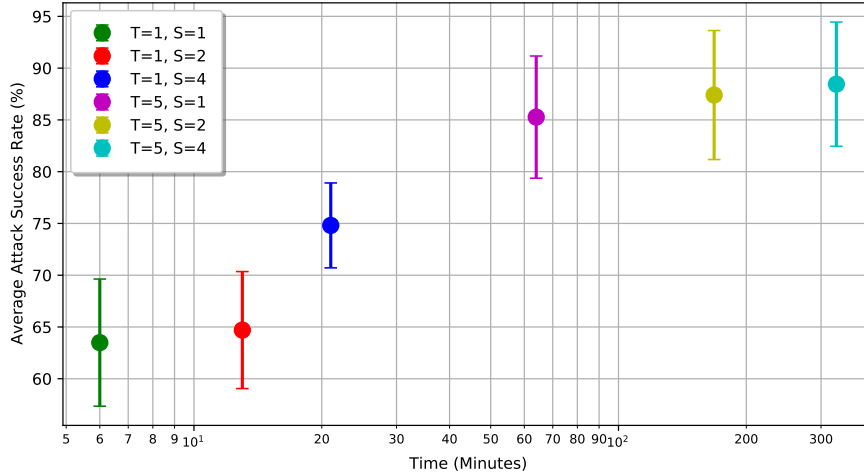


Figure 4: Average poisoning time for various Sleeper Agent setups. All experiments are conducted on CIFAR-10 with ResNet-18 models. Perturbations have ℓ_∞ -norm bounded above by $16/255$, and the poison budget is 1% of training images.



Figure 5: Sample clean source (first column), patched source (second column), clean target (third column), and poisoned target (fourth column) from the ImageNet dataset. Perturbations have ℓ_∞ -norm bounded above by $16/255$, and the patch size is 30×30 .

B Visualizations

In this section, we present more triggered source and poisoned targets drawn from the Imagenet dataset. Figures 5 and 6 show patched sources and poisoned targets generated by Sleeper Agent. We observe that the generated perturbed images and their corresponding clean images are hardly distinguishable by the human eye.

C Additional Experiments

To further show the effectiveness of Sleeper Agent, we conduct more experiments on ImageNet. Table 11 shows a stronger version of our attack where the patch size is 45×45 . We observe that by poisoning only 0.05% of the trainset and using a larger patch, we can effectively poison




Figure 6: Sample clean source (first column), patched source (second column), clean target (third column), and poisoned target (fourth column) from the ImageNet dataset. Perturbations have ℓ_∞ -norm bounded above by $16/255$, and the patch size is 45×45 .

ImageNet. Visualizations of patched sources using patch size of 45×45 are shown in Figure 6. Additionally, our experiments show that Sleeper Agent works reasonably well on other architectures. To explore this, we conduct our ImageNet baseline experiments on MobileNet-v2. Table 12 depicts the performance of Sleeper Agent on MobileNet-v2 when perturbing 1% of images in the ImageNet with each perturbation constrained in an ℓ_∞ -norm ball of radius $16/255$. In fact, table 12 confirms the transferability of Sleeper Agent to different architectures.

Table 11: **ImageNet evaluations on ResNet-18**. Perturbations have ℓ_∞ -norm bounded above by $16/255$ and the patch size is 45×45 .

Attack	Poison budget	Patch size	Attack Success Rate (%)
Sleeper Agent(S=1, T=0)	0.05%	45	27.20
Sleeper Agent(S=1, T=2)	0.05%	45	50.50

Table 12: **ImageNet evaluations on MobileNet-v2**. Perturbations have ℓ_∞ -norm bounded above by $16/255$ the patch size is 30×30 .

Attack	Poison budget	Patch size	Attack Success Rate (%)
Sleeper Agent(S=1, T=2)	0.05%	30	41.00