

Manifolds.jl: An Extensible Julia Framework for Data Analysis on Manifolds

Seth D. Axen

SETH@SETHAXEN.COM

*Cluster of Excellence Machine Learning: New Perspectives for Science
University of Tübingen
Maria-von-Linden-Str. 6, 72076 Tübingen, Germany*

Mateusz Baran

MBARAN@AGH.EDU.PL

*AGH University of Science and Technology
30 Mickiewicz Ave., 30-059 Krakow, Poland*

*Cracow University of Technology
Faculty of Materials Science and Physics
Podchorążych 1, 30-084 Krakow, Poland*

Ronny Bergmann

RONNY.BERGMANN@NTNU.NO

*Department of Mathematical Sciences
Norwegian University of Science and Technology
NO-7041 Trondheim, Norway*

Krzysztof Rzecki

KRZ@AGH.EDU.PL

*AGH University of Science and Technology
30 Mickiewicz Ave., 30-059 Krakow, Poland*

*Cracow University of Technology
Faculty of Materials Science and Physics
Podchorążych 1, 30-084 Krakow, Poland*

Abstract

We present the Julia package `Manifolds.jl`, providing a fast and easy-to-use library of Riemannian manifolds and Lie groups. This package enables working with data defined on a Riemannian manifold, such as the circle, the sphere, symmetric positive definite matrices, or one of the models for hyperbolic spaces. We introduce a common interface, available in `ManifoldsBase.jl`, with which new manifolds, applications, and algorithms can be implemented. We demonstrate the utility of `Manifolds.jl` using Bézier splines, an optimization task on manifolds, and principal component analysis on nonlinear data. In a benchmark, `Manifolds.jl` outperforms all comparable packages for low-dimensional manifolds in speed; over Python and Matlab packages, the improvement is often several orders of magnitude, while over C/C++ packages, the improvement is two-fold. For high-dimensional manifolds, it outperforms all packages except for Tensorflow-Riemopt, which is specifically tailored for high-dimensional manifolds.

Keywords: Riemannian manifold, Lie group, nonlinear spaces, exponential map, logarithmic map, Julia, scientific computing, optimization on manifolds

1. Introduction

In many applications, measured data appears in non-linear spaces. In such spaces, common data analysis operations like the computation of a mean are not directly possible, since for example there is no addition operation on such data. However, all of these spaces have the advantage of being Riemannian manifolds, that is, they are topological manifolds equipped with a Riemannian metric, i.e. with a locally varying inner product (do Carmo (1992); Absil et al. (2008)). Such manifolds appear in many applications. For example, in Interferometric Synthetic Aperture Radar (InSAR) Bürgmann et al. (2000), the measured data are angles, and in diffusion tensor magnetic resonance imaging (DT-MRI) Fletcher and Joshi (2007-02), diffusion at each voxel is described by a symmetric positive definite matrix. Other commonly encountered spaces include spheres or the Stiefel manifold of matrices with orthonormal columns.

Using tools of differential geometry, many operations can be generalized to manifolds by using only generic functions like the inner product, its induced norm, geodesics, the exponential, or the logarithmic map. Closed-form expressions for the generic functions do not always exist, but efficient implementations to approximate them are still often possible. Recent advances continue to resolve numerical challenges with efficiently implementing these operations. Our library offers a wide range of such implementations, which makes performant data analysis for manifold-valued data more accessible.

One example of an operation that can be realised with these generic functions is the mean, which can be rephrased as the point in the space that (globally) has the minimum sum of squared distances from the given data points. This definition can even be generalised to metric spaces where this minimizer is called the Fréchet mean. Local minimisers may also exist on a Riemannian manifold; these are the Riemannian centers of mass (Grove and Karcher, 1973; Karcher, 1977), sometimes also called Karcher means.

Nonlinear data appears in many further applications. The manifold of symmetric positive definite matrices (SPD) is used in diffusion tensor imaging (Dryden et al., 2009; Ghosh et al., 2008), the special orthogonal group of rotations is used in analysis of data from orientation sensors (Marins et al., 2001), and the sphere is used in various applications of directional statistics such as hydrology (Chen et al., 2013). The discipline of computational anatomy (Grenander and Miller, 1998; Cruz-Uribe et al., 1985) extensively uses geometric methods, including Large Deformation Diffeomorphic Metric Mapping (Miller, 2004) with applications to medical data analysis (Pennec et al., 2019; Tulik et al., 2019). In image analysis, Grassmann and Stiefel manifolds are used for pose estimation by Turaga et al. (2011). Various manifolds with Fisher-Rao-like metrics are also used for shape analysis by, for example, Srivastava et al. (2011), Baran (2018), and Rzecki and Baran (2021).

A main necessity for a wider adoption of geometric methods is a common, extensible, and efficient collection of operations on a large variety of manifolds. One of the first toolboxes for optimization on manifolds was the Matlab package Manopt (Boumal et al., 2014). The manifolds within this package are objects, where a fixed metric is implicitly assumed. This means that the manifold has to be completely reimplemented for a different metric. A manifold can have both an exponential map as well as one retraction. Several libraries followed, such as the C++ library ROPTLIB (Huang et al., 2018), which does provide a short user manual with introductory examples and an interface overview but lacks compre-

hensive documentation. The seven major libraries for differential geometry in Python are Pymanopt (Townsend et al., 2016), Geomstats (Miolane et al., 2020), Geoopt (Kochurov et al., 2020), TheanoGeometry (Kühnel and Sommer, 2017), Jax Geometry (Kühnel and Sommer, 2017), Tensorflow RiemOpt (Smirnov, 2021), and McTorch (Meghwanshi et al., 2018), each with their own implementations of a sometimes limited set of Riemannian manifolds. Geomstats implements a metric interface, such that different metrics on one manifold can be easily distinguished. Some libraries are more focused on specific tasks. For example, MVIRT (Bergmann, 2017) provides a variational model formulation for manifold-valued image processing. This toolbox introduces implementations of a cyclic proximal point algorithm (Bačák, 2014) applied to first- and second-order total variation (Bačák et al., 2016), as well as total generalized variation (Bergmann et al., 2018). MVIRT also provides the parallel Douglas–Rachford algorithm (Bergmann et al., 2016) for large-scale, nonsmooth optimization.

The above packages all follow the same basic approach: they generically implement their statistical or optimization algorithms for an arbitrary Riemannian manifold and provide a certain set of Riemannian manifolds that implement the necessary properties for these generic implementations to work. The speed of an algorithm then depends on efficiency of both the abstract implementation of the algorithm as well as of employed operations on the specific manifold considered in an application.

Here we present the Julia package `Manifolds.jl`, together with its accompanying interface package `ManifoldsBase.jl`. They provide an easily extensible interface to implement methods on a generic Riemannian manifold. Moreover, they implement a comprehensive, well-documented library of efficient operations on common manifolds.

The remainder of this paper is organized as follows: Section 2 provides basic definitions of concepts from differential geometry and illustrates them using the unit sphere. Next, Section 3 describes the general design of `Manifolds.jl`. Section 4 compares features of this library to what other libraries offer. A few examples of usage of `Manifolds.jl` are given in Section 5. Section 6 presents performance benchmarks of `Manifolds.jl` and other libraries on a set of manifolds for selected operations. Finally, conclusions are contained in Section 7.

2. Manifolds

In this section we introduce the necessary terms to work on Riemannian manifolds. We refer the reader to for example the textbooks do Carmo (1992); Lee (2012); Absil et al. (2008); Boumal (2022). After introducing manifolds and related terms and definitions, the concepts are illustrated for the unit sphere in \mathbb{R}^3 and the manifold of symmetric positive definite matrices.

2.1 General definitions

We denote by \mathcal{M} a d -dimensional, complete Riemannian manifold. A Riemannian manifold \mathcal{M} possesses a complete atlas \mathcal{A} consisting of charts $\varphi: U \rightarrow \mathbb{R}^d$ that introduce bijections from subsets $U \subset \mathcal{M}$ of \mathcal{M} to open subsets of \mathbb{R}^d Absil et al. (2008). One way to work on manifolds is to work in charts. Methods are called intrinsic if they are independent from the actual choice of chart(s). Often it is more computationally convenient to represent points

on a manifold using coordinates of an embedding, instead of using a chart and working with intrinsic methods.

At every point $p \in \mathcal{M}$ we denote the tangent space by $T_p\mathcal{M}$ and the tangent vectors by $X_p, Y_p \in T_p\mathcal{M}$, where we leave out the index when the point p is clear from context. We denote the Riemannian metric by $\langle \cdot, \cdot \rangle_p: T_p\mathcal{M} \times T_p\mathcal{M} \rightarrow \mathbb{R}$. The metric also introduces a norm for tangent vectors $X \in T_p\mathcal{M}$, which we denote by $\|X\|_p$. Note that a topological manifold can be equipped with different metrics.

We further denote by $\exp_p: T_p\mathcal{M} \rightarrow \mathcal{M}$ the exponential map. Locally, that is, on a subset $U_p \subset T_p\mathcal{M}$ around $0_p \in T_p\mathcal{M}$, the inverse of the exponential map exists, called the logarithmic map. We denote it by $\log_p: \mathcal{U}_p \rightarrow T_p\mathcal{M}$, where $\mathcal{U}_p = \{q \in \mathcal{M} : q = \exp_p X, X \in U_p\}$.

In some cases, the exponential and logarithmic maps can be derived in closed form, but otherwise they are expensive to evaluate. Therefore, one often uses a retraction $\text{retr}_p: T_p\mathcal{M} \rightarrow \mathcal{M}$ that approximates the exponential map to first order. When the retraction can be inverted, i. e. from p and q we obtain X , this inverse retraction $\text{retr}_p^{-1}: q = \text{retr}_p X \mapsto X$ can be used to approximate the logarithmic map. While the exponential map, and hence also the logarithmic map, depend on the metric, a retraction is defined considering its differential and hence actually does not depend on the metric.

For $p, q \in \mathcal{M}$ and $X \in T_p\mathcal{M}$ we denote by $\gamma_{p,X}$ the geodesic starting in $\gamma_{p,X}(0) = p$ with $\dot{\gamma}_{p,X}(0) = X$ and by $\gamma_{p,q}(t)$ a shortest geodesic starting in p reaching $\gamma_{p,q}(1) = q$ after time $t = 1$. Note that the shortest geodesic might not be unique.

A tangent space can be seen as “the directions to walk in” from a point p . For a tangent vector $X \in T_p\mathcal{M}$ at p we denote the parallel transport to another point $q \in \mathcal{M}$ by $\text{PT}_{q \leftarrow p} X$. Again, since this map might not be given in closed form or might be expensive to compute, it is often approximated with methods called vector transports.

Computationally, points $p \in \mathcal{M}$ and tangent vectors $X \in T_p\mathcal{M}$ are usually represented by arrays, i. e. vectors or matrices. This is realised usually by embedding a manifold into some larger space. A smooth function $i: \mathcal{M} \rightarrow \mathbb{R}^m$ whose differential $Di(p)$ has rank d for every $p \in \mathcal{M}$ is called an immersion. The space \mathbb{R}^m is then called the embedding of \mathcal{M} , and \mathcal{M} is an embedded manifold.

A manifold \mathcal{M} is called a Lie group when we have a group operation $\circ: \mathcal{M} \times \mathcal{M} \rightarrow \mathcal{M}$ that is smooth and whose inverse map $p \mapsto p^{-1}$ is also smooth.

2.2 Example: the two-dimensional unit sphere

The unit sphere in the three-dimensional Euclidean space, denoted \mathbb{S}^2 , is an intuitive example of a Riemannian manifold. Points $p \in \mathbb{S}^2$ on the unit sphere have unit norm $\|p\|_2 = 1$. Adding (or subtracting) two of these points yields a point with a non-unit norm, which therefore does not belong to \mathbb{S}^2 . However, there is an intuitive way of reinterpreting addition and subtraction that makes an analogous operation on the sphere possible.

We can interpret the difference $y - x$ between two points $x, y \in \mathbb{R}^3$ as a vector starting from x and pointing to y . Multiplying such a vector by a scalar and adding it to x defines a set of points on a straight line passing through x and y , i. e. $t \mapsto x + t(y - x)$. This line segment joining x and y is the shortest connecting curve on \mathbb{R}^3 called a shortest geodesic $\gamma_{x,y}(t)$ on \mathbb{R}^3 . On \mathbb{S}^2 , the shortest geodesic is no longer a line segment but is instead a

shortest great arc passing through points $p, q \in \mathbb{S}^2$. For any two non-opposing points, the intersection of their common plane through the origin with the sphere yields two geodesics, one shorter than the other. We call this shorter great arc the shortest geodesic. For two opposing points $p, -p \in \mathbb{S}^2$, all great arcs that join the two points are half-circles; they are therefore joined by infinitely many shortest geodesics $\gamma_{p,-p}$. We can measure the distance $d_{\mathbb{S}^2}(p, q)$ between the points p and q as the length of a shortest geodesic, depicted as the blue curve in Figure 1.

To conceptualize tangent vectors, consider the set of vectors orthogonal to a point $p \in \mathbb{S}^2$, that is

$$T_p\mathbb{S}^2 := \{X \in \mathbb{R}^3 \mid \langle X, p \rangle = 0\}.$$

We obtain an actual plane tangent to the sphere if we consider all points $p + X$, $X \in T_p\mathbb{S}^2$, which is tangent to the sphere and “touches” the sphere at p (at $X = 0$). For every $X \in T_p\mathbb{S}^2$ there exists a great arc $c(t)$, which is a geodesic (acceleration free curve when “measuring” in the tangent spaces it passes through) that runs through $c(0) = p$ with derivative $\dot{c}(0) = X$. When parametrising the great arc with constant speed $\|\dot{c}(t)\|_2 = \|X\|_2$ we reach some point $c(1) = q \in \mathbb{S}^2$ after time $t = 1$. This point is $q = \exp_p X$. As long as the norm of X is less than π , the inverse function mapping q to $X = \log_p q$ is unique as well. With a start point p and an initial velocity X , the great arc $c(t)$ can also be determined if both end points $c(0) = p$ and $c(1) = q$, $p \neq -q$ are given. The plane containing the origin, p , and q is uniquely determined, and its intersection with the sphere \mathbb{S}^2 forms a circle. The shorter arc segment connecting p and q on this circle is the image of the curve $c(t)$. Finally, there exists a unique constant speed parametrisation $\|\dot{c}(t)\|_2 = \text{const}$ that reaches $q = c(1)$ after time 1. Then $X = \dot{c}(0) = \log_p q$. If $q = -p$, the intersection plane is not unique, and any tangent vector $X \in T_p\mathbb{S}^2$ with $\|X\|_2 = \pi$ is a solution of the above construction.

Vectors tangent to the sphere at different points cannot be added or subtracted. First, they need to be transported to the same point. This is performed using parallel transport. Transport of a vector X tangent at p to a point q is denoted $\text{PT}_{q \leftarrow p} X$. This operation results in a new vector tangent to the sphere at q . Note that transporting a vector X tangent at p between a series of points – for example from p to q , from q to r , and from r back to p – may not result in the same vector X .

These operations can be extended to all manifolds as described in Section 2.1.

2.3 Example: two metrics on the symmetric positive-definite matrices

A second, more elaborate example is the set of $n \times n$ symmetric positive definite (SPD) matrices $\mathcal{P}(n)$. The set consists of all matrices $p \in \mathbb{R}^{n \times n}$ that are symmetric ($p = p^T$) and positive definite, that is for any $0 \neq x \in \mathbb{R}^n$ it holds that $x^T p x > 0$, which equivalently means that all eigenvalues of p are positive.

The “directions to walk in”, or to be precise, the tangent space $T_p\mathcal{P}(n)$ is the set of symmetric matrices $X = X^T$. Note that for an arbitrary symmetric matrix $q = p + tX$ where $t > 0$, q might only be SPD for very small values of t . Similar to the sphere, addition might mean leaving the manifold.

There are several metrics we can introduce on the tangent spaces $T_p\mathcal{P}(n)$. In the following we compare two and their effect on the exponential map, or informally said “how to move into a direction X ”. One possible metric is the affine invariant metric, given by Pennec et al.

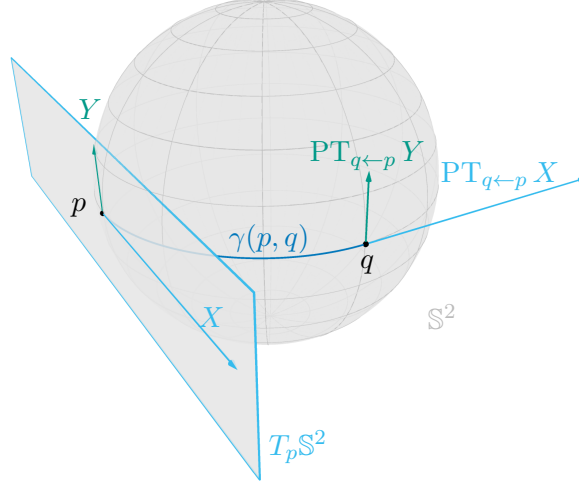


Figure 1: Unit sphere in \mathbb{R}^3 with two points p, q . Tangent space at p is labelled $T_p \mathbb{S}^2$, geodesic between p and q is the blue arc $\gamma(p, q)$, and the vector X is the tangent vector from $T_p \mathbb{S}^2$ that points towards q . Y is another vector from $T_p \mathbb{S}^2$ orthogonal to X . All tangent vectors are blue. Parallel transports of X and Y from p to q are shown as vector $\text{PT}_{q \leftarrow p} X$ and $\text{PT}_{q \leftarrow p} Y$, respectively.

(2019)

$$\langle X, Y \rangle_{p, \text{LA}} = \text{tr}(p^{-1} X p^{-1} Y).$$

With this metric, the exponential map is

$$\exp_p X = p^{\frac{1}{2}} \text{Exp}(p^{-\frac{1}{2}} X p^{-\frac{1}{2}}) p^{\frac{1}{2}},$$

where Exp is the matrix exponential. The simplest case of $n = 1$ yields the manifold of positive numbers, whose inner product simplifies to $\langle X, Y \rangle_{p, \text{LA}} = \frac{XY}{p^2}$ and whose exponential $\exp_p X = p e^{X/p}$. Hence, non-positive numbers can never be reached. The main computational effort for this metric is the computation of square roots and exponentials.

Another possibility is to use the Bures-Wasserstein metric, which is given by Bhatia et al. (2019)

$$\langle X, Y \rangle_{p, \text{BW}} = \frac{1}{2} \text{tr}(L_p(X) Y),$$

where $q = L_p(X)$ denotes the Lyapunov operator, which solves $pq + qp = X$. The exponential map then reads

$$\exp_p X = p + X + L_p(X) p L_p(X),$$

where for both operations the computational effort is mainly to compute the Lyapunov operator.

3. Structure of the library

`Manifolds.jl`¹ is a registered Julia package. Its most recent version, currently 0.8.27, can be easily installed typing `] add Manifolds` in the Julia REPL and activated by typing `using Manifolds` afterwards.

The library of manifolds `Manifolds.jl` is based on the interface `ManifoldsBase.jl`², whose current version is 0.13.18. This interface defines a common base for Riemannian manifolds in Julia. It hence serves two purposes. On one hand it can be used to implement additional manifolds like the ones in `Manifolds.jl`. On the other hand it can be used to define arbitrary functionality on arbitrary manifolds without depending on or loading the whole library of manifolds.

Both the library and the interface use GitHub Actions to automatically generate their documentation as well as run tests, following the philosophy of continuous integration. These tests are run on Linux and Mac OS with the latest (Julia 1.8), long-term-support (Julia 1.6) and nightly versions of Julia. For pull requests (PRs) and for commits on the master branch a format test is run to ensure that all source code follows the formatting rules using `JuliaFormatter.jl`³

Using the `JuliaRegistrator` GitHub application and `TagBot` GitHub action, new releases are automatically registered to the registry and new GitHub release entries as well as documentation page generation is triggered.

Currently, the code coverage, i.e. percentage of code lines executed during testing, is 99.86 % for `ManifoldsBase.jl` and 98.93 % for `Manifolds.jl`, respectively.

3.1 Manifolds and functions thereon

A Riemannian manifold in `Manifolds.jl` is defined by introducing a subtype of `AbstractManifold{F}`, where \mathbb{F} is the field the manifold is based on: the real numbers \mathbb{R} , complex numbers \mathbb{C} , or quaternions \mathbb{H} . For example,

```
M1 = Sphere(2)
M2 = Euclidean(2, 3, ℂ)
M3 = SymmetricPositiveDefinite(3)
```

creates the sphere $\mathbb{S}^2 \subset \mathbb{R}^3$ from 2.2, the space of complex-valued 2×3 matrices $\mathbb{C}^{2 \times 3}$, and the set of 3×3 symmetric positive definite matrices $\mathcal{P}(3)$ from 2.3, respectively.

The interface provides a unified way to work with data defined on arbitrary manifolds, including those listed above. As a first example, `manifold_dimension(M)` returns the dimension of the manifold. The two functions `is_point(M, p)` and `is_vector(M, p, x)` can be used to check whether points or tangent vectors are valid. The last two have an optional positional parameter to activate throwing an error for invalid points or tangent vectors,

-
1. The documentation for `Manifolds.jl` is available at <https://juliamanifolds.github.io/Manifolds.jl/stable/>.
 2. The documentation for `ManifoldsBase.jl` is available at <https://juliamanifolds.github.io/ManifoldsBase.jl/stable/>.
 3. See <https://juliamanifolds.github.io/Manifolds.jl/stable/misc/contributing.html> for details.

which is `false` by default. Hence calling `is_point(M, p, true)` returns `true` if p is a point on M and otherwise throws an error describing why p is not a point on M .

For functions that return points or tangent vectors, interface functions have both in-place and allocating versions. By default, the allocating version allocates an output and then calls the in-place version. For example, for the exponential map, the function `exp!(M, q, p, X)` stores $\exp_p X$ in the variable q . When the in-place variant is implemented for a new manifold, the allocating version `exp(M, p, X)` is automatically available. Calling `exp(M, p, X)` first allocates memory and then calls the in-place function mentioned above. The same holds for `geodesic(M, p, X)`, which returns the function $\gamma_{p,X}$. To evaluate the geodesic at a certain t one can call `geodesic(M, p, X, t)`. In both cases, in-place variants are available as well. The same principle of in-place and allocating variants is also realised for `log(M, p, q)` and `log!(M, X, p, q)`, which should return a deterministic result if the logarithmic map is not unique as for opposite points on the sphere. With the latter, the former is available with a default implementation as well as `shortest_geodesic(M, p, q)` (and its in-place variant) again with t as an optional further parameter, similar to `geodesic`. While all these default implementations are available, they can be overwritten if for example the shortest geodesic $\gamma_{p,q}$ can be computed more efficiently than by calling `exp_p(t log_p q)`. Finally, the parallel transport $PT_{q \leftarrow p} X$ is implemented as `parallel_transport_to(M, p, X, q)` and `parallel_transport_to!(M, Y, p, X, q)` in place of Y , respectively.

When using `SymmetricPositiveDefinite(n)`, the affine-invariant metric is used by default.

3.2 Representation of points and vectors

Usually points $p \in \mathcal{M}$ and tangent vectors $X \in T_p \mathcal{M}$ are not explicitly typed, and only the manifolds type is specified for dispatch. Most manifolds implicitly assume that both points and tangent vectors are instances of `AbstractArray` or at least have several functions like addition defined. This enables a great deal of flexibility in types to use for these parameters in a function, such as the statically sized arrays from `StaticArrays.jl`, which for small dimensions are stack-allocated. In two situations the points and tangent vectors are typed. If the representation requires more than one array, as is the case for the fixed-rank matrices, then a type is used to enforce this. Since the interface functions are not typed, features like the allocating variant of a function being available as soon as the in-place one is implemented still work. Another reason for using types is to distinguish different representations of points and tangent vectors on one manifold. For example, for the hyperbolic space \mathcal{H}^n , three representations are implemented: the hyperboloid model, the Poincaré ball model, and the Poincaré half-space model. These are distinguished by using different types for points and tangent vectors, such as `PoincareBallPoint` and `PoincareBallTVector` for points and tangent vectors in the Poincaré ball model. Using (plain) arrays on \mathcal{H}^n is equivalent to using `HyperboloidPoint` and `HyperboloidTVector`.

3.3 Retractions and vector transports

The exponential map \exp_p , the logarithmic map \log_p , and parallel transport $PT_{q \leftarrow p}$ are computationally expensive or not given in closed form for some manifolds. For these cases one can specify subtypes of `AbstractRetractionMethod`, `AbstractInverseRetractionMethod`,

or `AbstractVectorTransportMethod` and create objects of these subtypes, respectively denoted r , s , and v in the following example. The corresponding functions are called by `retract(M, p, X, r)`, `inverse_retract(M, p, q, s)`, and `vector_transport_to(M, p, X, q, v)`. These methods also have in-place variants. On the sphere \mathbb{S}^2 , for example, `r = ProjectionRetraction()` computes the retraction given by projecting $p + X$ onto the sphere.

These three methods can be used to implement generic algorithms on manifolds. Since the exponential map might not be given in closed form, the interface provides the function `default_retraction_method(M)` to obtain the retraction that is most often used on a certain manifold. If the exponential map is available (and can be computed efficiently), this method returns `ExponentialRetraction()`, which lets `retract` fall back to using `exp`. This way algorithms can easily be modified to use different available retractions. The same scheme applies for inverse retractions and vector transports.

3.4 Features on manifolds using a decorator pattern

As mentioned above, the manifold `M3 = SymmetricPositiveDefinite(3)` implicitly uses the affine invariant metric. To change that, the interface `ManifoldsBase.jl` provides a trait-based decorator pattern. To decorate the manifold with the Bures-Wasserstein metric, we can declare

```
M3b = MetricManifold(M3, BuresWassersteinMetric())
```

This acts like a decorator for the manifold in the following sense: all methods that depend on the metric, like `exp` and `log` mentioned above or `inner(M3b, p, X, Y)` and `norm(M3b, p, X)`, are implemented differently for this manifold. Other methods like `manifold_dimension` or `is_point` that do not depend on the metric are “passed down” to `M3` automatically.

Traits can be seen as a list of properties “attached” to a manifold. For example, `M2 = Euclidean(2, 3, C)` has the property `IsDefaultMetric(EuclideanMetric())`, that is, using the manifold itself is completely equivalent to explicitly equipping the manifold with the same metric `M2b = MetricManifold(M2, EuclideanMetric())`. This formulation allows a manifold to be implemented with an implicit default metric without needing to directly implement a metric type or use `MetricManifold`. But one can still implement a second metric and decorate the manifold with it.

Similarly, a default embedding can be implicitly assumed, for example by implementing `get_embedding(M)`, `embed(M, p)` and `project(M, p)`. An embedding of M into a different manifold N can be represented by `EmbeddedManifold(M, N)` similarly to the metric above. For example, for the sphere `M1 = Sphere(2)` we have that `get_embedding(M2)` returns `Euclidean(3)`, and `embed(M1, p)` is the identity function since points are represented by unit vectors. The projection `project(M1, p)` normalises p to norm 1. Also, for a Lie group, this implicit approach can be realised by implementing `compose(M, p, q)`. The explicit decorator is the `GroupManifold(M, op)`, where `op` is the Lie group operation.

As a final example of a decorator, we mention the `ValidationManifold`. For all default functions mentioned above, this manifold adds checks (`is_point` and `is_vector`) to their input and output values. While this somewhat reduces performance, using `M1b = ValidationManifold(M1)` provides an easy way to verify that none of the operations receive invalid inputs or produce

invalid outputs. Here the `IsExplicitDecorator` property is set; that is, if no new method is implemented for the validation manifold `M1b`, the method for `M1` is automatically called.

When implementing a new manifold, the properties or traits are set using the function `active_traits`. For example, for the sphere this is defined as

```
function active_traits(f, ::AbstractSphere, args...)
    return merge_traits(IsIsometricEmbeddedManifold(), IsDefaultMetric(
        EuclideanMetric()))
end
```

which finally illustrates that setting `IsIsometricEmbeddedManifold()` specifies that the metric from the embedding is used and does not need to be implemented. Here the metric $\langle X, Y \rangle_p$ is computed when calling `inner(M1, p, X, Y)` as `inner(get_embedding(M1), embed(M1, p), embed(M1, Y))`. It does not need its own implementation. Since both embedding points and embedding tangent vectors are just the identity function for the sphere, this does not even introduce any overhead. Further, since all the information required for these dispatches is given by the type of the manifold, this dispatch-logic can be determined at compile time. It therefore does not yield any runtime overhead.

4. Comparison to other libraries

Table 1 compares availability of manifolds in `Manifolds.jl` 0.8.27 to other existing libraries: `Geomstats` 2.5.0 (Miolane et al., 2020), `Geoopt` 0.5.0 (Kochurov et al., 2020), `Manopt` 7.0 (Boumal et al., 2014), `McTorch` 1.1 (Meghwanshi et al., 2018), `Pymanopt` 2.0.1 (Townsend et al., 2016), `ROPTLIB` 0.8 (Huang et al., 2018), `TheanoGeometry` (Kühnel and Sommer, 2017), `Jax Geometry` (Kühnel and Sommer, 2017), and `TensorFlow RiemOpt` 0.1.0 (Smirnov, 2021). Availability of different operations is compared in Table 2.

Note that the extent of support varies significantly across libraries. For example `Manifolds.jl` currently implements five different metrics (affine-invariant, Bures-Wasserstein, Log-Euclidean, Log-Cholesky, and generalised Bures-Wasserstein) on the manifold of symmetric positive definite matrices, `Geomstats` only the first three ones and a Power-Euclidean one, `Manopt` only the first two, and `Pymanopt` only the first.

On the other hand, `Manifolds.jl` focuses solely on implementing Riemannian manifolds, metrics, Lie groups, and functions thereon. `Geomstats` further provides several statistical tools, and `Manopt` and `Pymanopt` further focus on optimisation algorithms, such as a gradient descent scheme. For optimisation on manifolds in Julia, we refer to `Manopt.jl` (Bergmann, 2022), which, like `Manopt` and `Pymanopt`, focuses also on nonsmooth optimisation algorithms on manifolds. For that reason, Table 1 compares features provided by the libraries that focus on implementations of manifolds but not statistics and/or optimisation.

All packages but `ROPTLIB` provide support for several Automatic Differentiation (AD) backends to compute Euclidean gradients and Hessians of functions defined in the embedding of a manifold and to convert them to Riemannian variants afterwards.

Manifold	Geomstats	GeoOpt	Manifolds.jl	ManOpt	McTorch	Pymanopt	ROPTLIB	Theano	Geometry	Geometry
									Jax	TF RiemOpt
Centered matrices	✗	✗	C	R	✗	✗	✗	R	✗	✗
Cylinder	✗	✗	✗	✗	✗	✗	✗	✗	R	✗
Discretized curves	R	✗	✗	✗	✗	✗	✗	✗	✗	✗
Ellipsoid	✗	✗	✗	✗	✗	✗	✗	R	R	✗
Elliptope	✗	✗	R	R	✗	✗	✗	✗	✗	✗
Essential manifold	✗	✗	R	R	✗	✗	✗	✗	✗	✗
Euclidean	R	R	H ^a	C	R	R	R	R	✗	R
Fixed rank matrices	✗	✗	C	R	✗	✗	C	✗	✗	✗
General linear group	R	✗	C	✗	✗	✗	✗	R	✗	✗
General multin. doubly stoc. matrices	✗	✗	✗	R	✗	✗	✗	✗	✗	✗
Generalized Grassmann	✗	✗	C	R	✗	✗	✗	✗	✗	✗
Generalized Stiefel	✗	✗	C	R	✗	✗	✗	✗	✗	✗
Grassmann	R	✗	C	C	✗	R	R	✗	✗	R
Heisenberg group	R	✗	R	✗	✗	✗	✗	✗	R	✗
Hilbert sphere	✗	✗	✗	✗	✗	✗	R	✗	✗	✗
Hyperbolic space	R	R	R	R	✗	✗	✗	✗	R ^b	R
Kendall's preshape space	R	R	R	R	✗	R	✗	R	R	✗
Kendall's shape space	R	✗	✗	✗	✗	✗	✗	R	R	✗
Lorentzian manifold	R	R	R	✗	✗	✗	✗	✗	✗	✗
Multin. doubly stoc. matrices	✗	R	R	R	✗	✗	✗	✗	✗	✗
Multinomial matrices	✗	✗	R	R	✗	✗	✗	✗	✗	✗
Multnomial symmetric matrices	✗	✗	R	R	✗	✗	✗	✗	✗	✗
Oblique manifold	✗	✗	R	R	✗	R	R	✗	✗	✗
Phases of real DFT	✗	✗	✗	C	✗	✗	✗	✗	✗	✗
Poincaré polydisk	R	✗	✗	✗	✗	✗	✗	✗	✗	✗
Positive numbers	✗	✗	R	R	✗	R	R	✗	✗	✗
Probability simplex	R	✗	R	R	✗	✗	✗	✗	✗	✗
Product Space	R	R	H	C	✗	C	C	✗	✗	R
Projective Space	R	✗	H ^a	C	✗	R	R	✗	✗	R
Rotations	R	✗	R	R	✗	R	R	R	✗	R
Skew-symmetric matrices	R	✗	C	R	✗	✗	✗	✗	✗	✗
Special Euclidean group	R	✗	R	R	✗	✗	✗	✗	✗	✗
Spectrahedron	✗	✗	R	R	✗	✗	✗	✗	✗	✗
Sphere / Circle	R	R ^a	C ^a	C ^a	R	C ^a	C	R	R ^b	R
Stiefel	R	R	C	C	R	R	C	✗	✗	R
Sym. matrices	R	✗	C	R	✗	✗	✗	✗	✗	✗
Sym. pos. def. matrices	R	✗	R	R	R	R	R	R	✗	R
Sym. pos. def. simplex	✗	✗	✗	C	✗	✗	✗	✗	✗	✗
Sym. pos. semidef. fixed rank matrices	✗	✗	C	C	✗	C	C	✗	✗	✗
Symplectic	✗	✗	R	✗	✗	✗	✗	✗	✗	✗
Symplectic Stiefel	✗	✗	R	✗	✗	✗	✗	✗	✗	✗
Tangent bundle with Sasaki metric	R	✗	R	✗	✗	✗	✗	✗	✗	✗
Tensors of fixed tensor train rank	✗	✗	✗	R	✗	✗	✗	✗	✗	✗
Tucker manifold	✗	✗ ¹¹	C	R	✗	✗	✗	✗	✗	✗
Torus	R	R	R	R	✗	R	R	✗	R	R
Unit-norm sym. matrices	✗	✗	C	R	✗	✗	✗	✗	✗	✗

Table 2: Comparison of features available in related libraries.

Feature	Geomstats	GeoOpt	Manifolds.jl	Manopt	McTorch	Pymanopt	ROPTLIB	Theano	Geometry	Jax Geometry	TF RiemOpt
Atlases and charts	✗	✗	✓	✗	✗	✗	✗	✗	✓	✗	✗
Automatic differentiation	✓	✓	✓	✓	✓	✓	✗	✓	✓	✓	✓
Compatibility with extended precision floating point types	✗	✗	✓	✓	✗	✗	✗	✗	✗	✗	✗
Bases of tangent spaces	✗	✗	✓	✓	✗	✗	✗	✗	✗	✗	✗
Connections	✓	✗	✓	✗	✗	✗	✗	✗	✗	✗	✗
Exponential maps (retractions)	✓	✓	✓	✓	✓	✓	✓	✓	✓	✓	✓
Inner product	✓	✓	✓	✓	✓	✓	✓	✓	✓	✓	✓
Lie groups and actions	✓	✗	✓	✗	✗	✗	✗	✓	✗	✗	✗
Logarithmic maps (inverse retractions)	✓	✓	✓	✓	✓	✓	✓	✓	✓	✓	✓
Riemannian gradients	✗	✓	✓	✓	✓	✓	✓	✓	✗	✓	✓
Riemannian Hessians	✗	✓	✗	✓	✓	✓	✓	✗	✗	✗	✗
Vector transport	✓	✓	✓	✓	✓	✓	✓	✓	✓	✓	✓

5. Examples

This section demonstrates a few examples of composing generic operations from `Manifolds.jl` with the Julia ecosystem (Bezanson et al., 2017). The first example defines a Bézier spline on a generic manifold to demonstrate how to easily define new functions on manifolds using `ManifoldsBase.jl`. Then, `Manopt.jl`⁴ (Bergmann, 2022) is used as an example of a complex optimization library built on top of `Manifolds.jl`. Further, it is demonstrated how `Manifolds.jl` can be easily combined with independently developed libraries to implement fast, geometry-aware algorithms.

Note that all examples can be split into two components. First, a manifold and data on the manifolds are constructed. Second, the algorithm is executed on this manifold. Since all methods are implemented in a generic way, switching to data from another manifold just requires to change the first part of introducing the manifold and loading/generating corresponding data.

Each of the examples illustrates one feature original to `Manifolds.jl`. While all of them are implemented agnostic of a specific manifold at hand, using a recursion by dispatch is unique to Julia. An optimisation problem can be set up in three lines, defining the cost and the gradient as inline functions. The last example illustrates the generic implementation of bases of tangent spaces. These can even be abstract in the sense that no tangent space basis vectors are stored and they are only allocated if needed.

4. Current version 0.3.39, available at <https://manoptjl.org>

5.1 Implementing functions on manifolds

Functions on manifolds dispatch on the manifold itself, which is included as the first argument. As an example, we implement a Bézier curve on an arbitrary manifold. Bézier curves are used to model curves and surfaces in computer graphics. Their shape is determined by so called control points. The curve starts in the first control point and ends in the last. For more details on their use on manifolds, see for example (Absil et al., 2016; Gousenbourger et al., 2018; Bergmann and Gousenbourger, 2018).

A Bézier curve can be defined using the De Casteljau algorithm. Let us first consider the classical Euclidean case: given a degree n and $n + 1$ (control) points $x_0, \dots, x_n \in \mathbb{R}^n$, the Bézier curve $b_n(t; x_0, \dots, x_n)$ is defined recursively as

$$\begin{aligned} b_n(t; x_0, \dots, x_n) &= b_1(t; b_{n-1}(t; x_0, \dots, x_{n-1}), b_{n-1}(t; x_1, \dots, x_n)) \\ b_1(t; x_0, x_1) &= x_0 + t(x_1 - x_0) \end{aligned}$$

A Bézier curve $b_1(t; x_0, x_1)$ of order 1 is just a line. To evaluate a Bézier curve $b_2(t; x_0, x_1, x_2)$ at a point t , we would need three line evaluations: $y_0 = b_1(t; x_0, x_1)$, $y_1 = b_1(t; x_1, x_2)$ and their connecting line $b_2(t; x_0, x_1, x_2) = b_1(t; y_0, y_1)$. The result is a quadratic curve in \mathbb{R}^n .

On a Riemannian manifold \mathcal{M} we obtain a Bézier curve by evaluating shortest geodesics $\gamma(t; p, q)$ connecting $p, q \in \mathcal{M}$ instead of line segments.

The implementation for an arbitrary Riemannian manifold is given by the following code and returns the Bézier curve evaluated at t .

```
function bezier(M::AbstractManifold, t, pts::NTuple)
    p = bezier(M, t, pts[1:(end - 1)])
    q = bezier(M, t, pts[2:end])
    return shortest_geodesic(M, p, q, t)
end

function bezier(M::AbstractManifold, t, pts::NTuple{2})
    return shortest_geodesic(M, pts[1], pts[2], t)
end
```

For four points on the sphere given by

$$p_0 = (0 \quad -1 \quad 0)^T, \quad p_1 = \left(-\frac{1}{2} \quad -\frac{1}{\sqrt{2}} \quad -\frac{1}{2}\right)^T, \quad p_2 = \left(-\frac{1}{\sqrt{2}} \quad -\frac{1}{2} \quad \frac{1}{2}\right)^T, \quad p_3 = (-1 \quad 0 \quad 0)^T,$$

and an evaluation of b_3 at $t = \frac{2}{3}$ all shortest geodesics involved in the evaluation are shown in Figure 2. This figure has been adapted from (Bergmann and Gousenbourger, 2018, Figure 9).

5.2 Optimization using Manopt.jl

Now we consider the generalization of the mean to Riemannian manifolds. The mean of some (Euclidean) data $x_1, \dots, x_N \in \mathbb{R}^n$ can be computed as

$$\hat{x} = \frac{1}{N} \sum_{k=1}^N x_k.$$

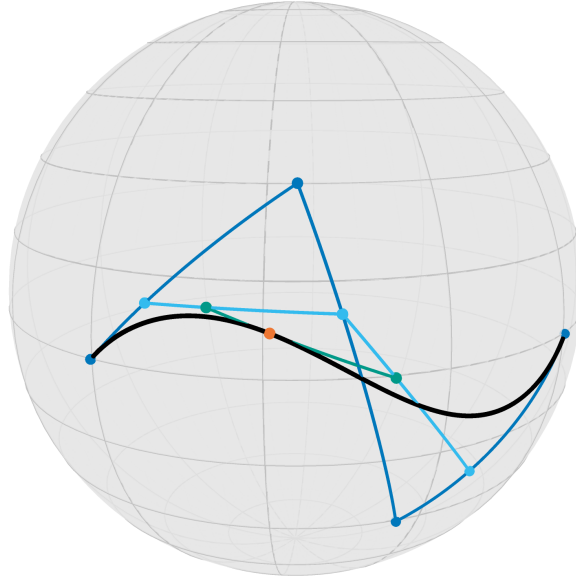


Figure 2: Illustration of the De Casteljau algorithm to evaluate a Bézier curve on the Sphere \mathbb{S}^2 . The initial points and their shortest geodesics (blue) yield three points (cyan) and two points (green) during the recursion, and their connecting geodesic the point on the Bézier curve (orange).

One can interpret this formula as the solution of the first-order optimality condition of the optimization problem

$$\hat{x} = \arg \min_{y \in \mathbb{R}^n} \sum_{k=1}^N \|x_k - y\|^2.$$

That is, \hat{x} is the point y that minimizes the sum of squared distances, or equivalently, the variance. This interpretation can be generalized to manifolds, but usually no closed form for the minimizer \hat{x} exists. Still, replacing the squared distance with the squared Riemannian distance, the gradient can easily be computed to perform a gradient descent algorithm with a suitable line search strategy, cf. for example (Absil et al., 2008, Chapter 4). For given points $p_1, \dots, p_N \in \mathcal{M}$ the cost function and the gradient read

$$F(q) = \frac{1}{N} \sum_{k=1}^N d_{\mathcal{M}}^2(q, p_k) \quad \text{and} \quad \text{grad } F(q) = -\frac{1}{2N} \sum_{k=1}^N \log_q p_k.$$

This algorithm `gradient_descent` is implemented in `Manopt.jl`. Furthermore, a library of cost functions, gradients, differentials, adjoint differentials, as well as proximal maps is available in the package as well. They are implemented on arbitrary manifolds based only on `ManifoldsBase.jl` and can hence be used to design an optimization problem even independent of the manifold. One example that we also require here is the already mentioned gradient of the (exponentiated) distance function `distance(M, p, q)^s` with respect to q , where `s=2` is the default. This function is called `grad_distance(M, p, q, s)` in `Manopt.jl`.

Note that since `Manopt.jl` is based on the lightweight interface `ManifoldsBase.jl`, we need to load `Manifolds.jl` only to have our manifold of interest available.

```
using Manopt, Manifolds, LinearAlgebra
M = Sphere(2)
N = 100
# generate random points on M
pts = [normalize(randn(3)) for _ in 1:N]
# define the loss function and its gradient
F(M,q) = sum(p -> distance(M, p, q)^2 / 2N, pts)
gradF(M,q) = sum(p -> grad_distance(M, p, q) / N, pts)
# compute the mean
xMean = gradient_descent(M, F, gradF, pts[1])
```

`Manifolds.jl` itself includes two approaches for computing the weighted mean: gradient descent and on-line repeated geodesic interpolation (Ho et al., 2013). Using these methods, implementations of weighted variance, skewness, kurtosis, and higher moments are also provided.

5.3 Tangent space PCA

Thanks to the high composability of the Julia ecosystem and the design of the `Manifolds.jl` library, it is very easy to compose independent libraries to achieve new functionality. For example, tangent space principal component analysis (PCA) described by Fletcher et al. (2004) can be split into 1) computing the Riemannian centers of mass and coordinates of tangent vectors using `Manifolds.jl` and 2) calculation of PCA vectors using `MultivariateStats.jl`. Using a d -dimensional manifold, tangent vectors might be stored in a format different from the d -dimensional vector. The interface `ManifoldsBase.jl` provides `c = get_coordinates(M, p, X, B)` to obtain a d -dimensional representation and `X = get_vector(M, p, x, B)` to reconstruct the tangent space format. For example tangent vectors from $T_p\mathbb{S}^2$ are stored as vectors X orthogonal to p (in \mathbb{R}^3) and they have a representation in 2 coordinates. Both these functions require a basis B , which can be a full set of vectors in a `CachedBasis` or a memory-efficient type to represent a deterministic function of a `DefaultOrthonormalBasis` to not store the basis explicitly. The whole procedure is demonstrated by the following code.

```
using Manifolds, MultivariateStats, LinearAlgebra
M = Sphere(2)
N = 100
# generate random points on M
pts = [normalize(randn(3)) for _ in 1:N]
# compute their mean
m = mean(M, pts)
# compute logarithmic maps of points at their mean
vectors = map(p -> log(M, m, p), pts)
# choose a basis of the tangent space at point m
basis = DefaultOrthonormalBasis()
# compute coordinates of tangent vectors in the selected basis
coords = map(X -> get_coordinates(M, m, X, basis), vectors)
# flatten the array of coordinates to a matrix
```

```

coords_red = reduce(hcat, coords)
z = zeros(manifold_dimension(M))
# compute the first principal vector assuming zero mean
model = fit(PCA, coords_red; maxoutdim=1, mean=z)
# get the tangent vector corresponding to the first principal vector
X = get_vector(M, m, reconstruct(model, [1.0]), basis)

```

6. Benchmarks

This section presents and discusses benchmarks that compare performance of `Manifolds.jl` to other libraries. These are `Geomstats` Miolane et al. (2020) with its backends `AutoGrad`, `NumPy`, `PyTorch`, and `TensorFlow`; `Geoopt` (Kochurov et al., 2020), which is based on `PyTorch`; `Pymanopt` Townsend et al. (2016); `TensorFlow RiemOpt` Smirnov (2021); `Manopt` Boumal et al. (2014) in `Matlab`; and `ROPTLIB` Huang et al. (2018) as a `C++` library.

We build two groups of manifolds: The Euclidean space \mathbb{R}^n , the hyperbolic space \mathcal{H}^n , and the sphere \mathbb{S}^n for the dimensions $n = 2, 3, 4, 8, 16, 32, 2^{10}, 2^{15}, 2^{20}$.

For these, `ROPTLIB` only provides an exponential map; the hyperbolic manifold is missing for `ROPTLIB` and `Pymanopt`.

The second set of manifolds are the special orthogonal group $\text{SO}(n)$, the symmetric positive definite matrices $\mathcal{P}(n)$ with the affine invariant metric, and for a high dimensional test the power manifold $(\mathcal{P}(n))^{128 \times 128}$, where in all three cases we used $n = 2, 3, 4, 8, 16, 32$.

Here again, `ROPTLIB` only provides an exponential map for the last two manifolds. The power manifold as well as a distance on $\text{SO}(n)$ is not available in `Geomstats` and `GeoOpt`.

When no exponential or logarithmic map is available, we use the retraction or inverse retraction, respectively, that is available in the most packages.

6.1 General setup

A computer running Linux Mint 20 Ulyana with Intel(R) Core(TM) i7-9700KF CPU @ 3.60GHz CPU and 32 GB of RAM was used to benchmark all libraries. In particular, no limitations were imposed on the number of threads.

The benchmarking was performed using points generated randomly by `Manifolds.jl`. Each benchmarked operation was performed using 100 pairs of these points 10^N times in a loop written in the language native to the library. The number N was chosen to be large enough to ensure that the entire benchmarking loop takes at least one tenth of a second to reduce the influence of system clock inaccuracy. Results of operations were accumulated in an array, which incurs a small performance penalty but prevents the compiler from optimizing out an otherwise unused computation. Details of benchmarks specific to particular libraries and the setting used are given in the supplementary material.

6.2 Discussion

The results for the first experiment are shown in Figure 3. On all three manifolds, `Manifolds.jl` performs the fastest for the smaller dimensions $n = 2, 3, 4, 8, 16$, and for example in the sphere for $n = 3$ `ROPTLIB` performs the exponential map (bottom center bar plot) only a

factor of 2 slower. This is likely due to the more sophisticated memory management and use of specialized linear algebra packages in `Manifolds.jl`.

For larger dimensions, e. g. for the manifold $\mathcal{M} = \mathbb{R}^{2^{10}}$ `Pymanopt` computes the logarithmic map about 1/3 faster. Similarly for $n = 32$, `ROPTLIB` computes the exponential map on the sphere \mathbb{S}^n about 7% faster than `Manifolds.jl` and on \mathbb{R}^n about twice as fast.

For very high dimensions, `RiemOpt` with its TensorFlow backend is faster by a factor of up to 20 on most functions, and just for the hyperbolic manifold, our distance function is a factor of 2 faster. For such large dimensions, `RiemOpt` benefits from advanced automatic transformations available in the Tensorflow backend that cannot yet be easily replicated in Julia.

For the second experiment, the results are shown in Figure 3. Compared to `ROPTLIB`, we see the same effect: often the Julia package is a factor of at least 2 faster. Only for the exponential map on $\mathcal{P}(n)$ `ROPTLIB` is a factor of 2 faster, probably again due to different linear algebra library or memory management.

Concerning `RiemOpt`, again, only for the very high-dimensional power manifold, this Tensorflow based package is usually a factor of approximately 10 faster. This starts already for the case $n = 3$, where `Manifolds.jl` is a factor of 2 slower for retraction and inverse retraction but a factor of 5 faster for distance; all other packages are at least a factor of 4-5 slower, while `Manopt` seems to be the slowest by several orders of magnitude, probably due to the use of cell arrays in Matlab.

For the highest dimension $n = 32$ and the power manifold, both `Pymanopt` and `Manopt` reach the same order of magnitude as `Manifolds.jl` and `Riemopt`, where the latter is still a factor of 5 faster.

`Manifolds.jl` is the fastest package overall – on par with `ROPTLIB` wherever it provides an implementation – and only significantly surpassed by `Riemopt` for some large-scale manifolds of dimensions of more than 2^{16} .

7. Conclusions

`Manifolds.jl` provides a comprehensive API and set of features for working with points on manifolds. It also offers one of the largest collections of implementations of manifolds. Using this API, `Manopt.jl` provides a library of algorithms for optimization on manifolds, and `ManifoldDiffEq.jl` offers a variety of solvers for ordinary differential equations. As a result, all manifolds defined with `ManifoldsBase.jl` are compatible with both libraries and can directly be used therein.

One prominent advantage of `Manifolds.jl` over similar packages is that, by using Julia, the “two-language-barrier” is overcome while keeping the code concise and expressive. Implementations in `Manifolds.jl` were demonstrated to be superior in performance to those in libraries with interfaces in Python and Matlab, where only for large scale manifolds `Riemopt` outperforms `Manifolds.jl` slightly. The library is approximately twice as fast as `ROPTLIB`, though that is probably due to the linear algebra library.

However, this high performance did not require sacrificing clarity of the implementations themselves or the ease of use of a dynamic programming language.

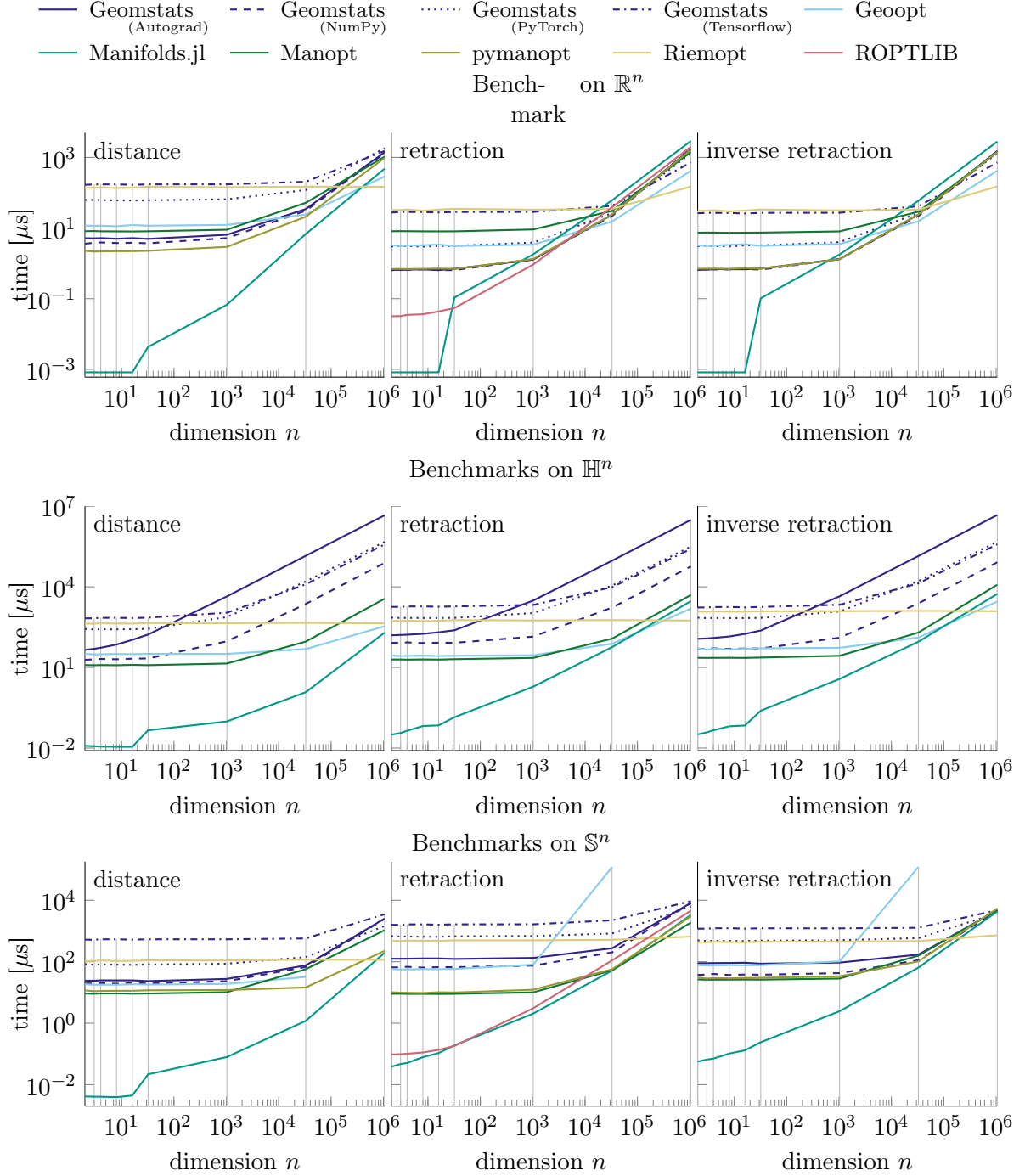


Figure 3: Benchmark of distance (left), retractions (middle), and inverse retractions (right) on constant curvature manifolds \mathbb{R}^n (top) \mathbb{H}^n (middle), and \mathbb{S}^n for different dimensions n . The different colors correspond to the different software packages, where for Geomstats additionally the different line styles refer to different backends.

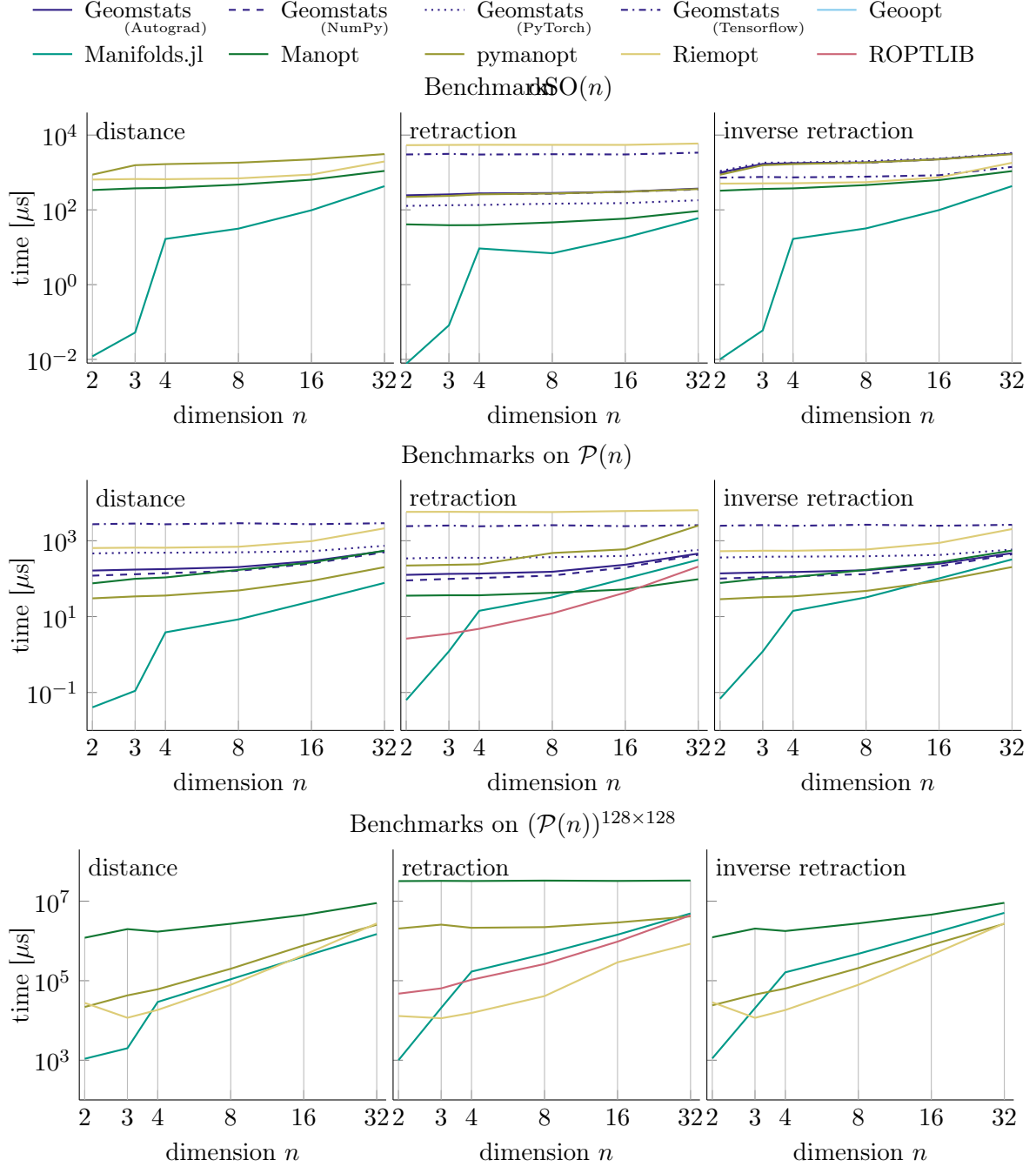


Figure 4: Benchmark of distance (left), retractions (middle), and inverse retractions (right) on the manifolds of rotations (top), manifold of symmetric positive definite matrices (middle), and its power manifold (bottom). The different colors correspond to the different software packages, where for Geomstats additionally the different line styles refer to different backends.

Future work on `Manifolds.jl` will improve integration of Julia’s automatic differentiation packages, add support for GPU acceleration, and expand the set of available manifolds and operations. Other plans include support for more statistical and machine learning methods.

Acknowledgments

SDA was supported by the National Science Foundation under grant number 1650113 and the Deutsche Forschungsgemeinschaft (DFG, German Research Foundation) under Germany’s Excellence Strategy – EXC number 2064/1 – Project number 390727645. MB and KR were supported by the AGH University of Science and Technology in the year 2022 as a research project No. 16.16.120.773 and by the TEAM-NET programme of the Foundation for Polish Science co-financed by the European Union under the European Regional Development Fund (POIR.04.04.00-00-15E5/18).

References

- P.-A. Absil, R. Mahony, and R. Sepulchre. *Optimization Algorithms on Matrix Manifolds*. Princeton University Press, 2008. doi: 10.1515/9781400830244.
- P.-A. Absil, P.-Y. Gousenbourger, P. Striowski, and B. Wirth. Differentiable piecewise-bézier surfaces on riemannian manifolds. *SIAM Journal on Imaging Sciences*, 9(4):1788–1828, 2016. doi: 10.1137/16M1057978.
- M. Baran. Closest paths in graph drawings under an elastic metric. *International Journal of Applied Mathematics and Computer Science*, 28(2):387–397, 2018. ISSN 1641-876X. doi: 10.2478/amcs-2018-0029.
- M. Bačák. Computing medians and means in hadamard spaces. *SIAM Journal on Optimization*, 24(3):1542–1566, 2014. doi: 10.1137/140953393.
- M. Bačák, R. Bergmann, G. Steidl, and A. Weinmann. A second order non-smooth variational model for restoring manifold-valued images. *SIAM Journal on Scientific Computing*, 38(1):A567–A597, 2016. doi: 10.1137/15M101988X.
- R. Bergmann. MVIRT, a toolbox for manifold-valued image restoration. In *IEEE International Conference on Image Processing, IEEE ICIP 2017, Beijing, China, September 17–20, 2017*, 2017. doi: 10.1109/ICIP.2017.8296271.
- R. Bergmann. Manopt.jl: Optimization on manifolds in Julia. *Journal of Open Source Software*, 7(70):3866, 2022. doi: 10.21105/joss.03866.
- R. Bergmann and P.-Y. Gousenbourger. A variational model for data fitting on manifolds by minimizing the acceleration of a Bézier curve. *Frontiers in Applied Mathematics and Statistics*, 2018. doi: 10.3389/fams.2018.00059.
- R. Bergmann, J. Persch, and G. Steidl. A parallel douglas rachford algorithm for minimizing rof-like functionals on images with values in symmetric hadamard manifolds. *SIAM Journal on Imaging Sciences*, 9(4):901–937, 2016. doi: 10.1137/15M1052858.

- R. Bergmann, J. H. Fitschen, J. Persch, and G. Steidl. Priors with coupled first and second order differences for manifold-valued image processing. *Journal of Mathematical Imaging and Vision*, 60(9):1459–1481, 2018. ISSN 0924-9907. doi: 10.1007/s10851-018-0840-y.
- J. Bezanson, A. Edelman, S. Karpinski, and V. Shah. Julia: A Fresh Approach to Numerical Computing. *SIAM Review*, 59(1):65–98, Jan. 2017. ISSN 0036-1445. doi: 10.1137/141000671. URL <https://epubs.siam.org/doi/10.1137/141000671>.
- R. Bhatia, T. Jain, and Y. Lim. On the bures–wasserstein distance between positive definite matrices. *Expositiones Mathematicae*, 37(2):165–191, 2019. doi: 10.1016/j.exmath.2018.01.002.
- N. Boumal. An introduction to optimization on smooth manifolds. To appear with Cambridge University Press, Apr 2022. URL <http://www.nicolasboumal.net/book>.
- N. Boumal, B. Mishra, P.-A. Absil, and R. Sepulchre. Manopt, a Matlab toolbox for optimization on manifolds. *Journal of Machine Learning Research*, 15(42):1455–1459, 2014. URL <https://www.manopt.org>.
- R. Bürgmann, P. A. Rosen, and E. J. Fielding. Synthetic aperture radar interferometry to measure earth’s surface topography and its deformation. *Annual Reviews Earth and Planetary Science*, 28(1):169–209, 2000. doi: 10.1146/annurev.earth.28.1.169.
- L. Chen, V. P. Singh, S. Guo, B. Fang, and P. Liu. A new method for identification of flood seasons using directional statistics. *Hydrological Sciences Journal*, 58(1):28–40, Jan. 2013. ISSN 0262-6667. doi: 10.1080/02626667.2012.743661.
- L. M. Cruz-Orive, H. Hoppeler, O. Mathieu, and E. R. Weibel. Stereological Analysis of Anisotropic Structures Using Directional Statistics. *Journal of the Royal Statistical Society: Series C (Applied Statistics)*, 34(1):14–32, 1985. ISSN 1467-9876. doi: 10.2307/2347881.
- M. P. a. do Carmo. *Riemannian Geometry*. Mathematics: Theory & Applications. Birkhäuser Boston, Inc., Boston, MA, 1992. ISBN 0-8176-3490-8.
- I. L. Dryden, A. Koloydenko, and D. Zhou. Non-Euclidean statistics for covariance matrices, with applications to diffusion tensor imaging. *Annals of Applied Statistics*, 3(3):1102–1123, Sept. 2009. ISSN 1932-6157, 1941-7330. doi: 10.1214/09-AOAS249. Publisher: Institute of Mathematical Statistics.
- P. Fletcher, C. Lu, S. Pizer, and S. Joshi. Principal geodesic analysis for the study of nonlinear statistics of shape. *IEEE Transactions on Medical Imaging*, 23(8):995–1005, Aug. 2004. ISSN 0278-0062. doi: 10.1109/TMI.2004.831793.
- P. T. Fletcher and S. Joshi. Riemannian geometry for the statistical analysis of diffusion tensor data. *Signal Processing*, 87(2):250–262, 2007-02. doi: 10.1016/j.sigpro.2005.12.018.
- A. Ghosh, M. Descoteaux, and R. Deriche. Riemannian framework for estimating symmetric positive definite 4th order diffusion tensors. *Medical image computing and*

- computer-assisted intervention: MICCAI ... International Conference on Medical Image Computing and Computer-Assisted Intervention*, 11(Pt 1):858–865, 2008. doi: 10.1007/978-3-540-85988-8_102.
- P.-Y. Gousenbourger, E. Massart, and P.-A. Absil. Data fitting on manifolds with composite bézier-like curves and blended cubic splines. *Journal of Mathematical Imaging and Vision*, 61(5):645–671, 2018. doi: 10.1007/s10851-018-0865-2.
- U. Grenander and M. I. Miller. Computational anatomy: an emerging discipline. *Quarterly of Applied Mathematics*, 56(4):617–694, 1998. ISSN 0033-569X, 1552-4485. doi: 10.1090/qam/1668732.
- K. Grove and H. Karcher. How to conjugate c^1 -close group actions. *Mathematische Zeitschrift*, 132:11–20, 1973. ISSN 0025-5874. doi: 10.1007/BF01214029.
- J. Ho, G. Cheng, H. Salehian, and B. Vemuri. Recursive karcher expectation estimators and geometric law of large numbers. In C. M. Carvalho and P. Ravikumar, editors, *Proceedings of the Sixteenth International Conference on Artificial Intelligence and Statistics*, volume 31 of *Proceedings of Machine Learning Research*, pages 325–332, Scottsdale, Arizona, USA, 29 Apr–01 May 2013. PMLR. URL <http://proceedings.mlr.press/v31/ho13a.html>.
- W. Huang, P.-A. Absil, K. A. Gallivan, and P. Hand. ROPTLIB: An Object-Oriented C++ Library for Optimization on Riemannian Manifolds. *ACM Transactions on Mathematical Software*, 44(4):43:1–43:21, July 2018. ISSN 0098-3500. doi: 10.1145/3218822.
- H. Karcher. Riemannian center of mass and mollifier smoothing. *Communications on Pure and Applied Mathematics*, 30(5):509–541, 1977. doi: 10.1002/cpa.3160300502.
- M. Kochurov, R. Karimov, and S. Kozlukov. Geoopt: Riemannian Optimization in PyTorch. *arXiv:2005.02819 [cs]*, July 2020. URL <http://arxiv.org/abs/2005.02819>.
- L. Kühnel and S. Sommer. Computational Anatomy in Theano. In M. J. Cardoso, T. Arbel, E. Ferrante, X. Pennec, A. V. Dalca, S. Parisot, S. Joshi, N. K. Batmanghelich, A. Sotiras, M. Nielsen, M. R. Sabuncu, T. Fletcher, L. Shen, S. Durrleman, and S. Sommer, editors, *Graphs in Biomedical Image Analysis, Computational Anatomy and Imaging Genetics*, Lecture Notes in Computer Science, pages 164–176, Cham, 2017. Springer International Publishing. ISBN 978-3-319-67675-3. doi: 10.1007/978-3-319-67675-3_15.
- J. M. Lee. *Introduction to Smooth Manifolds*. Springer New York, 2 edition, 2012. doi: 10.1007/978-1-4419-9982-5.
- J. Marins, X. Yun, E. Bachmann, R. McGhee, and M. Zyda. An extended Kalman filter for quaternion-based orientation estimation using MARG sensors. In *Proceedings 2001 IEEE/RSJ International Conference on Intelligent Robots and Systems. Expanding the Societal Role of Robotics in the the Next Millennium (Cat. No.01CH37180)*, volume 4, pages 2003–2011 vol.4, Oct. 2001. doi: 10.1109/IROS.2001.976367.

- M. Meghwanshi, P. Jawanpuria, A. Kunchukuttan, H. Kasai, and B. Mishra. McTorch, a manifold optimization library for deep learning. *arXiv:1810.01811 [cs, stat]*, Oct. 2018. URL <http://arxiv.org/abs/1810.01811>.
- M. I. Miller. Computational anatomy: shape, growth, and atrophy comparison via diffeomorphisms. *NeuroImage*, 23 Suppl 1:S19–33, 2004. ISSN 1053-8119. doi: 10.1016/j.neuroimage.2004.07.021.
- N. Miolane, N. Guigui, A. L. Brigan, J. Mathe, B. Hou, Y. Thanwerdas, S. Heyder, O. Peltre, N. Koep, H. Zaatiti, H. Hajri, Y. Cabanes, T. Gerald, P. Chauchat, C. Shewmake, D. Brooks, B. Kainz, C. Donnat, S. Holmes, and X. Pennec. Geomstats: A Python package for Riemannian geometry in machine learning. *Journal of Machine Learning Research*, 21(223):1–9, 2020. URL <http://jmlr.org/papers/v21/19-027.html>.
- X. Pennec, S. Sommer, and T. Fletcher, editors. *Riemannian Geometric Statistics in Medical Image Analysis*. Academic Press, San Diego, 1st edition edition, Sept. 2019. ISBN 978-0-12-814725-2.
- K. Rzecki and M. Baran. Application of elastic shape analysis to user authentication and identification. *IEEE Transactions on Emerging Topics in Computing*, pages 1–1, 2021. doi: 10.1109/TETC.2021.3074242.
- O. Smirnov. Tensorflow riemopt: a library for optimization on riemannian manifolds, 2021.
- A. Srivastava, E. Klassen, S. H. Joshi, and I. H. Jermyn. Shape Analysis of Elastic Curves in Euclidean Spaces. *IEEE Transactions on Pattern Analysis and Machine Intelligence*, 33(7):1415–1428, July 2011. ISSN 0162-8828. doi: 10.1109/TPAMI.2010.184.
- J. Townsend, N. Koep, and S. Weichwald. Pymanopt: A Python Toolbox for Optimization on Manifolds using Automatic Differentiation. *Journal of Machine Learning Research*, 17(137):1–5, 2016. ISSN 1533-7928. URL <http://jmlr.org/papers/v17/16-177.html>.
- M. Tulik, D. Kabat, M. Baran, R. A. Kycia, and Z. Tabor. Use of statistical approaches to improve the quality control of the dose delivery in radiotherapy. *Physics in Medicine & Biology*, 64(14):145018, 2019. ISSN 0031-9155. doi: 10.1088/1361-6560/ab25ab. URL <http://iopscience.iop.org/10.1088/1361-6560/ab25ab>.
- P. Turaga, A. Veeraraghavan, A. Srivastava, and R. Chellappa. Statistical Computations on Grassmann and Stiefel Manifolds for Image and Video-Based Recognition. *IEEE Transactions on Pattern Analysis and Machine Intelligence*, 33(11):2273–2286, Nov. 2011. ISSN 1939-3539. doi: 10.1109/TPAMI.2011.52.

Appendix A. Library-specific Details for the Benchmark

For `Manifolds.jl`, version 0.8.27 of the library and `ManifoldsBase.jl` version 0.13.18 was used.

- \mathbb{S}^n : `Sphere(n)`
- \mathbb{R}^n : `Euclidean(n)`
- \mathcal{H}^n : `Hyperbolic(n)`
- $\mathcal{P}(n)$: `SymmetricPositiveDefinite(n)`
- $\mathcal{P}(n)^{128 \times 128}$:
`PowerManifold(SymmetricPositiveDefinite(n), ArrayPowerRepresentation(), 128, 128)`
- $\text{SO}(n)$: `Rotations(n)`

Statically sized arrays from the `StaticArrays.jl` library were used to represent points and vectors for \mathbb{S}^n , \mathbb{R}^n and \mathcal{H}^n when $n \leq 16$, for $\mathcal{P}(n)$ when $n \in \{2, 3\}$ and for $\text{SO}(n)$ when $n \leq 4$. For $\mathcal{P}(n)^{128 \times 128}$, the array type from `HybridArrays.jl`⁵ version 0.4.10 was used with the first two axes statically sized. All other cases used the standard `Array` type.

All Python libraries were tested with Python version 3.9.13.final.0 (64 bit).

Geomstats version 2.5.0 was used with NumPy 1.23.1, PyTorch 1.12.0, and Tensorflow 2.9.1. The following commands were used to construct manifolds:

- \mathbb{S}^n : `hypersphere.HypersphereMetric(n)`
- \mathbb{R}^n : `euclidean.EuclideanMetric(n)`
- \mathcal{H}^n : `hyperbolic.Hyperbolic(n).metric`
- $\mathcal{P}(n)$: `spd_matrices.SPDMetricAffine(n, 1)`
- $\mathcal{P}(n)^{128 \times 128}$ was not available in Geomstats
- $\text{SO}(n)$: `special_orthogonal.SpecialOrthogonal(n)`

All manifolds were taken from the `geomstats.geometry` path (omitted in the list above).

Geoopt version 0.5.0 was benchmarked. The following commands were used to construct manifolds:

- \mathbb{S}^n : `Sphere(torch.ones([n+1, n+1]))`
- \mathbb{R}^n : `Euclidean(1)`
- \mathcal{H}^n : `lorentz.math`

Manifolds listed above were taken from the `geoopt.manifolds` path (omitted in the list above). Other tested manifolds are not available in Geoopt.

Riemopt version 0.1.0 was benchmarked. The following commands were used to construct manifolds:

5. see <https://github.com/JuliaArrays/HybridArrays.jl>

- \mathbb{S}^n : `Sphere()`
- \mathbb{R}^n : `Euclidean()`
- \mathcal{H}^n : `Hyperboloid()`
- $\mathcal{P}(n)$: `SPDAffineInvariant()`
- $\mathcal{P}(n)^{128 \times 128}$: `SPDAffineInvariant()`
- $\text{SO}(n)$: `SpecialOrthogonal()`

All manifolds were taken from the `tensorflow_riemopt.manifolds` path (omitted in the list above).

Manopt version 7.0.0 (released on September 5, 2021) was used with Matlab version R2022a. The following commands were used to construct manifolds:

- \mathbb{S}^n : `spherefactory(n+1)`
- \mathbb{R}^n : `euclideanfactory(n)`
- \mathcal{H}^n : `hyperbolicfactory(n+1)`
- $\mathcal{P}(n)$: `sympositivedefinitefactory(n)`
- $\mathcal{P}(n)^{128 \times 128}$: `powermanifold(sympositivedefinitefactory(n), 128*128)`
- $\text{SO}(n)$: `rotationsfactory(n)`

Pymanopt version 2.0.0 was used. The following commands were used to construct manifolds:

- \mathbb{S}^n : `Sphere(n+1)`
- \mathbb{R}^n : `euclidean.Euclidean(n)`
- $\mathcal{P}(n)$: `PositiveDefinite(n)`
- $\mathcal{P}(n)^{128 \times 128}$: `PositiveDefinite(n, 128 * 128, 128*128)`
- $\text{SO}(n)$: `rotations.Rotations(n)`

Manifolds listed above were taken from the `pymanopt.manifolds` path (omitted above).

ROPTLIB version 0.8 (released on August 11, 2020) was used, compiled using GCC version 9.3.0 using the provided makefile. The following commands were used to construct manifolds:

- \mathbb{S}^n : `Sphere(n+1)`
- \mathbb{R}^n : `Euclidean(n, "double")`
- $\mathcal{P}(n)$: `SPDManifold(n)`

- $\mathcal{P}(n)^{128 \times 128}$: `ProductManifold prodMani(1, &spdMani, 128 * 128);`, where the variable `spdMani` was defined as `SPDManifold spdMani(n);`
- $SO(n)$ is not directly implemented (the manual suggests using a special case of Stiefel instead) and was thus not tested

Hyperbolic manifold was not available in ROPTLIB. The tested version of ROPTLIB does not provide inverse retractions, and distance calculation can only be performed as a norm of a tangent vector and were excluded as well.