

# Tackling the Challenges in Scene Graph Generation with Local-to-Global Interactions

Sangmin Woo<sup>ID</sup>, *Student Member, IEEE*, Junhyug Noh<sup>ID</sup>, *Member, IEEE*, and Kangil Kim<sup>ID</sup>, *Member, IEEE*

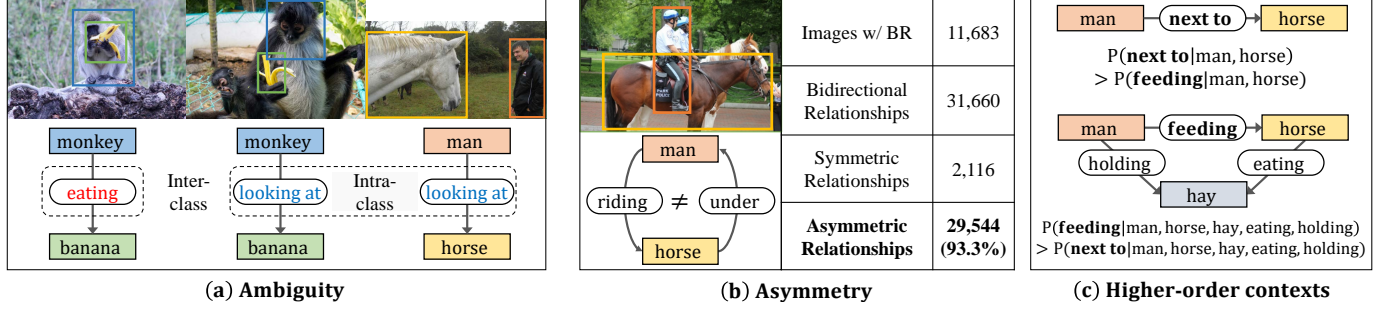


Fig. 1: **Challenges in Scene Graph Generation.** (a) **Ambiguity:** different predicates may be visually similar (first two), and the same predicate may not be visually similar (last two). (b) **Asymmetry:** relationships have direction, and those relationships in the opposite direction are mostly different (asymmetric). (c) **Higher-order contexts:** the other components in the scene serve as contexts while predicting the relationship. Data statistics are based on the Visual Genome dataset [1].

**Abstract**—In this work, we seek new insights into the underlying challenges of the Scene Graph Generation (SGG) task. Quantitative and qualitative analysis of the Visual Genome dataset implies – 1) **Ambiguity:** even if inter-object relationship contains the same object (or predicate), they may not be visually or semantically similar, 2) **Asymmetry:** despite the nature of the relationship that embodied the direction, it was not well addressed in previous studies, and 3) **Higher-order contexts:** leveraging the identities of certain graph elements can help to generate accurate scene graphs. Motivated by the analysis, we design a novel SGG framework, Local-to-Global Interaction Networks (LOGIN). Locally, interactions extract the essence between three instances – subject, object, and background – while baking direction awareness into the network by constraining the input order. Globally, interactions encode the contexts between every graph components – nodes and edges. Also we introduce Attract & Repel loss which finely adjusts predicate embeddings. Our framework enables predicting the scene graph in a local-to-global manner by design, leveraging the possible complementarity. To quantify how much LOGIN is aware of relational direction, we propose a new diagnostic task called Bidirectional Relationship Classification (BRC). We see that LOGIN can successfully distinguish relational direction than existing methods (in BRC task) while showing state-of-the-art results on the Visual Genome benchmark (in SGG task).

**Index Terms**—Scene Graph Generation, Visual Scene Understanding, Relationship Detection, Bidirectional Relationship Classification.

This work was supported by the National Research Foundation of Korea (NRF) grant funded by the Korea government (MSIT) (2019R1A2C109107712), and the Institute of Information & Communications Technology Planning & Evaluation (IITP) grant funded by the Korea government (MSIT) (No. 2019-0-01842, Artificial Intelligence Graduate School Program (GIST)). (Corresponding author: Kangil Kim)

Sangmin Woo is with the School of Electrical Engineering and Computer Science, Gwangju Institute of Science and Technology, Gwangju 61005, Korea (email: shmwoo9395@gmail.com)

Junhyug Noh is with the Computational Engineering Division, Lawrence Livermore National Laboratory, CA 94550, United States (email: noh1@llnl.gov).

Kangil Kim is with the School of Electrical Engineering and Computer Science and the AI Graduate School, Gwangju Institute of Science and Technology, Gwangju 61005, Korea (email: kangil.kim.01@gmail.com).

## I. INTRODUCTION

TO understand a scene, inferring underlying properties such as the relationship between entities (In this work, we use the term “entity” to describe individual detected object instances to distinguish them from “object” in the semantic sense) is just as important as observing explicit information about what and where entities are. However, most state-of-the-art visual recognition models focus on detecting individual entities in isolation [2, 3, 4, 5, 6], and they are still far from reaching the goal of capturing their relationships. In an effort to incorporate the relational reasoning ability into the model, a scene graph representation – a structured description that captures semantic summaries of entities and their relationships – has been presented recently [7]. Since then, a number of works have proposed deep network-based approaches for generating the scene graphs, confirming its importance to the field [8, 9, 10, 11, 12, 13, 14]. While scene graph representation holds tremendous promise, extracting scene graphs from images is known to be challenging.

In Sec. III, we first explore what the fundamental challenges of the task are:

- 1) **Ambiguity:** We postulate the main cause of ambiguity is due to high intra- and low inter-class variability of predicates. Although there is little visual difference between the images, the predicates can be different, and vice versa (Fig. 1 (a)). Therefore, the model should be aware of the inconsistency between the visual and the actual predicate. In other words, we require a model that can recognize a subtle visual difference to differentiate the predicates and learn that the predicates can be the same in a completely different visual context.
- 2) **Asymmetry:** By nature, a relationship has a direction. Also, we can always define relationships in both directions. Nevertheless, we see that understanding the relational

direction has not been well established in previous studies, and there is a lack of consideration on how to effectively address it. In this work, we are particularly interested in bidirectional relationships with asymmetry (Fig. 1 (b)). To analyze how much the model understands relational direction, we introduce a new diagnostic task called *Bidirectional Relationship Classification (BRC)*.

- 3) **Higher-order contexts:** Often relations need to be considered with the contextual dependency of the whole scene beyond being defined as a pair-wise relation. Suppose there is a horse close to a man (Fig. 1 (c)). Without any other clue, one might say that their relationship is "next to". However, if the presence of other entities and relationships (e.g., hay, eating) is known, the relationship between the horse and the man is more likely to be "feeding". To examine the benefits of higher-order contexts, we quantitatively analyze the amount of information gain given each graph components.

In Sec. IV, with the aforementioned issues in mind, we present a novel framework, **Local-to-Global Interaction Networks (LOGIN)**. First, LOGIN highlights informative representation between three entity-level instances by weighing how much each pair-wise interaction contributes to relational representation. Second, direction awareness is baked into the model by fusing feature instances in a constrained order (e.g., subject precedes object). Third, LOGIN considers interaction between every scene graph elements. The informative contexts that are essential to accurately predict each graph component are propagated to every graph components. Last but not least, we introduce Attract & Repel Loss, which effectively scales the variability within and between classes making the model robust against ambiguity. We explain this in more detail in Sec. IV-D. By design, LOGIN effectively leverages the complementarity of entity-level interactions and graph-level interactions.

Finally, in Sec. V, we evaluate our final model on both the Visual Genome benchmark and the BRC task. By ablating each network design, we observe that all design principles cooperate in generating visually grounded scene graphs. Unifying all design principles into a single framework, LOGIN achieved state-of-the-art results on the Visual Genome benchmark while outperforming competing approaches by a comfortable margin on the BRC task.

Our contributions can be summarized as follows:

- Through quantitative and qualitative analysis on the Visual Genome dataset, we identify fundamental challenges in the SGG task: 1) Ambiguity, 2) Asymmetry, 3) Higher-order contexts.
- We design a novel framework, Local-to-Global Interaction Networks (LOGIN), to address the aforementioned issues, which achieved competitive results against state-of-the-arts on the Visual Genome benchmark.
- To quantify and concretely see how well the model understands the relational direction, we introduce a new Bidirectional Relationship Classification (BRC) task. Here, LOGIN significantly outperformed state-of-the-art by a 6% of mean performance gain.

## II. RELATED WORK

Numerous works have actively studied the task of recognizing entities and their relationships in various forms. This includes entity localization from natural language expressions [15], human-entity interactions [16, 17, 18], or the more general tasks of visual relationship detection [19, 20, 21, 22, 23, 24, 25, 26], and scene graph generation [27, 28, 29, 30, 31, 32, 33, 34, 35, 36, 37, 38, 39, 40].

Among them, the scene graph generation has recently drawn much attention. The challenging and open-ended nature of the task lends itself to a variety of diverse methods. For example, refining entity and predicate labels using iterative message passing [27]; staging the generation process in three-step based on the observation that entity labels are highly predictive of predicate labels [28]; explicitly modeling inter-dependency among entire entities using bi-linear pooling [29]; leveraging the idea of proposal network [41] and graph convolution [42] jointly [30]; combining both visual and linguistic features to exploit linguistic analogies [32]; using statistical correlations between entity pairs and their relationships to regularize semantic space [33]; presenting a multi-agent policy gradient method to replace standard cross-entropy loss and maximize a graph-level metric [35]; disentangles entity and predicate recognition, enabling sub-quadratic performance [37].

We shed light on three underlying challenges that have not been dealt with in-depth in previous studies: 1) Ambiguity, 2) Asymmetry, and 3) Higher-order contexts (see Fig. 1). Similar to ours, the ambiguity issue has been addressed in [36], which is a proximal relationship ambiguity arising from multiple subject-object pairs being gathered nearby. On the other hand, we interpret it differently as visual and semantic ambiguity caused by high intra-class variance and low inter-class variance. To the best of our knowledge, the asymmetry issue in SGG is explicitly and importantly addressed for the first time in this work. We believe that some works [20, 28, 34, 36, 38, 43] can also cope with relational directions, albeit they do not suggest an effective method. Higher-order context problems have been addressed a lot in previous SGG studies [27, 28, 29, 30], but most focus on context utilization aspects. We rather take a slightly different approach to find the answer to the question, "Are we fully exploiting all the information available?". To this end, we examine the predictability of identity according to given graph components and then apply the most promising way we find to the context propagation step. In summary, we design LOGIN, an integrated framework based on the analysis, to tackle the challenges simultaneously.

## III. IDENTIFYING CHALLENGES IN SCENE GRAPH GENERATION

This section seeks quantitative insights on the underlying challenges of the SGG task by analyzing the Visual Genome dataset. In particular, 1) **Ambiguity** (Sec. III-A): how intra- and inter-class variance hinder clearly differentiating the predicate class boundary, 2) **Asymmetry** (Sec. III-B): how has relational direction been overlooked, and how can direction awareness be quantified, and 3) **Higher-order contexts** (Sec. III-C): what higher-order context should be considered to predict the identity

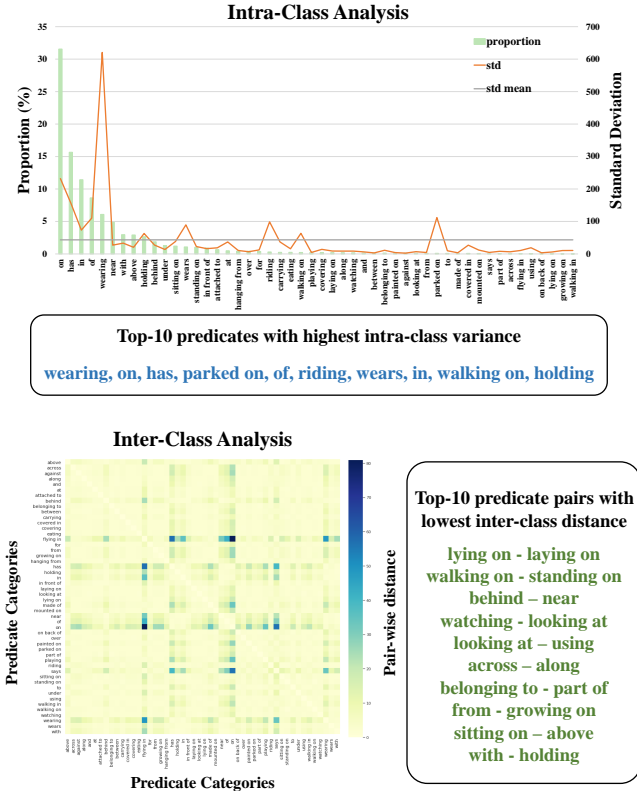


Fig. 2: **Intra- and inter-class analysis on predicates.** (top) predicate labels are arranged in the order of proportion (green bar). More frequent predicates tend to have higher intra-class variance (orange line). (bottom) Each block represents the degree to which predicate-predicate pair share the same entity pairs in color – the more overlapping entity pairs, the brighter the block color. Except for a few predicate pairs (e.g., on-flying in), most predicate pairs have low inter-class distance – the closer the brighter. Axis labels best viewed zoomed in on screen.

of each graph element. Motivated by our findings, we design the LOGIN to better integrate local and global contexts, which will be described in more detail in Sec. IV.

#### A. Ambiguity

To gain insight into the Visual Genome scene graphs, we first examine the intra-class variance and inter-class distance within and in between predicate categories. Specifically, we take a close look at label statistics (e.g., subject-object-predicate co-occurrence). Intra-class variance within  $i$ th predicate can be calculated as:

$$var_{intra}(i) = \frac{1}{N^2} \sum_{k=1}^N (f_{ik} - \mu_i)^2 \quad (1)$$

inter-class distance between  $i$ th and  $j$ th predicate is normalized by the co-occurrence frequency:

$$dist_{inter}(i, j) = \frac{\sum_{i=1}^M \sum_{j=1}^M \sum_{k=1}^N |f_{ik} - f_{jk}|}{\sqrt{\sum_{i=1}^M f_i} \sqrt{\sum_{j=1}^M f_j}} \quad (2)$$

where  $N$  and  $M$  are the number of entities and predicates respectively.  $f_{ik}$  denotes the co-occurrence frequency of  $i$ th predicate and  $k$ th entity pairing, and  $\mu_i$  denotes the mean value.

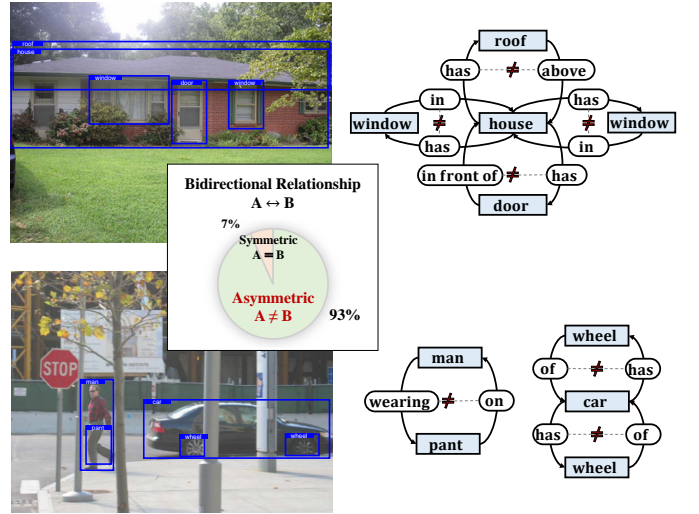


Fig. 3: **Examples of bidirectional relationships in Visual Genome dataset.** (left) Input images with ground-truth bounding boxes (right) corresponding bidirectional relationship scene graph. nodes and edges are colored in blue and green respectively. As can be seen in the figure, most bidirectional relationships are asymmetric.

The results are depicted in Fig. 2. From the figure, it can be observed that frequently occurring predicates tend to have high intra-class variance, which implies the dominant predicates can be used in various contexts repeatedly (i.e., even the same predicate can pair with various entity pair candidates). In contrast, most of the predicate-predicate pairs have similar subject-object co-occurrence distribution. In this case, even if subject-object identity is known, it becomes difficult to predict the predicate (i.e., predicates in different categories can often pair with the same entity pair).

In summary, even the same predicates may not be similar visually (see Fig. 1) nor semantically. Accordingly, solving these ambiguity issues could play a key role in generating accurate scene graphs.

#### B. Asymmetry

a) *Bidirectional Relationships*: Given two different entities  $A$  and  $B$ , if the both  $A \xrightarrow{\alpha} B$  and  $B \xrightarrow{\beta} A$  relationships are defined, we consider those relationships as *bidirectional relationships*. Among them, if  $\alpha \neq \beta$ , we denote as *asymmetric relationships*, otherwise as *symmetric relationships*. Examples of bidirectional relationships are shown in Fig. 3.

Among the total 108,073 images in the Visual Genome Dataset [1], 11,683 images contain 31,660 bidirectional relationships, which can be break down into 29,544 asymmetric relationships and 2,116 symmetric relationships (see Fig. 1 (b)). Since the majority of relationships are asymmetric ( $\sim 93.3\%$ ), modeling the relational direction (with regard to the entity orderings) is crucial.

b) *Modeling Relational Direction*: One straightforward approach to obtain a visual representation of a predicate is to use a union appearance feature<sup>1</sup> directly, which is the form used

<sup>1</sup>A union appearance feature is pooled from the RoI feature that tightly encompasses two (subject and object) entities.

by many previous works [19, 24, 27, 30, 31, 32, 33, 34, 35, 44]. While simple and well reflect holistic representation, using only the union feature entails a fatal problem. For example, even the position of two entities is reversed, the union feature remains the same thus cannot embody directionality without the assistance of external features (*e.g.*, spatial coordinates, contexts). This weakness is more pronounced when predicting relationships in opposite directions at the same time.

*c) Diagnosis of Direction Awareness:* It is common sense that all relationships have directions and can always be defined in both directions. However, since most of the relationships that make up the Visual Genome dataset are uni-directional, a rigorous analysis of the model’s direction awareness was limited. In other words, good performance can be achieved in the Visual Genome dataset without due consideration of the direction awareness.

To this end, we introduce a new diagnostic task called *Bidirectional Relationship Classification (BRC)* to quantify and concretely see how well the model understands the relational direction. The task is solely based on the collected images containing bidirectional relationships. Therefore, in all cases, good performance can only be achieved by understanding the direction.

### C. Higher-Order Contexts

To investigate the benefits of higher-order context, we measure how much information is gained given the identity of different scene graph elements. Motivated by [28], we plot the likelihood of guessing labels of target element given labels of other graph elements in Fig. 4. In addition to node-conditioned guessing performed on prior work [28], we further analyze the predictability improvement given the edge identity. To disentangle the significance of semantic knowledge from image cues (*e.g.*, appearance, spatial), no image features are used and are guessed using only label statistics (*i.e.*, subject-object-predicate co-occurrence). A higher curve implies that a given graph elements are more decisive in guessing the target element.

In the case of edge, it is greatly affected by the identity of neighboring nodes, consistent with our intuition. What is more noteworthy here is that even only one edge in the opposite direction is known, nearly 90% accuracy can be achieved within just five guesses. It can also provide complementary information in determining the identity of the target edge when given with the neighboring nodes’ identity.

In the case of node, it has less correlation with adjacent graph elements than edges. However, as shown in the figure, a significant amount of information can be obtained whenever the identity of adjacent graph elements is known one by one. This fact motivates the use of as much information as possible to correctly recognize the identity of each element.

To sum up, we see that both node and edge can most effectively exploit inductive bias when utilizing all the identities of adjacent graph elements.

## IV. LOCAL-TO-GLOBAL INTERACTION NETWORK

Based on the analysis in Sec. III, we design a novel framework LOGIN that aims to handle said issues in a bottom-up manner. Each building block in LOGIN is specialized in

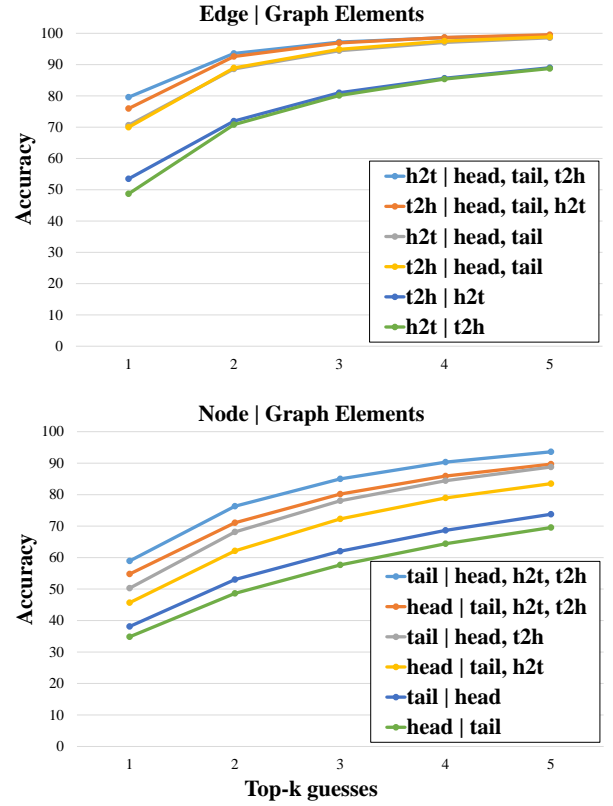


Fig. 4: **How much information does each graph component contains?** The figures show the likelihood of guessing the label of target element given the identity of neighboring graph components – head, tail, and edge. Guesses were made by looking up the empirical distribution over label statistics in the training set (*e.g.*, top-k frequent classes given graph elements). **h2t** refers to the edge from the head node to the tail node, and **t2h** refers to the edge of the opposite direction.

tackling specific challenges and also works complementary to each other. An overview of LOGIN is shown in Fig. 5.

*a) Problem Setup:* Given an image  $I$ , the detector predicts a set of entity proposals. For each entity proposal, it outputs a Region of Interest (RoI) Aligned [3] visual appearance feature  $a_i \in \mathbb{R}^{256 \times 7 \times 7}$ , a bounding box prediction  $b_i \in \mathbb{R}^4$ , and initial classification logit  $c_i \in \mathbb{R}^{151}$ . In practice, a standard entity detector Faster R-CNN [41] is used as a bounding box model.

Starting from a set of entity proposals (equivalent to a set of nodes in scene graphs), visual features are pooled from the subject and object boxes that form a relationship and from a union box to utilize contextual information (*e.g.*, background) via RoI-Align operation, then predict the node and edge labels through scene graph generation head in turn.

The initial scene graph comprises a set of node representations  $\mathcal{N}$  and a set of edge representations  $\mathcal{E}$ . The  $i$ th initial node representation  $x_i \in \mathcal{N}$  is obtained by fusing three important cues in the image:  $x_i = \phi([a_i \parallel b_i \parallel c_i])$ , where  $\phi$  is an embedding function and  $\parallel$  denotes concatenation operation. The edge representations  $\mathcal{E}$  are obtained through several stages of process that will be described in the following.

The final scene graph is composed of a set of node label distributions  $\mathfrak{N} \in \mathbb{R}^{N \times 151}$  (including *no-object* class) and a set of edge label distributions  $\mathfrak{E} \in \mathbb{R}^{M \times 51}$  (including *no-relation* class), where  $N$  and  $M$  is the number of total nodes and edges

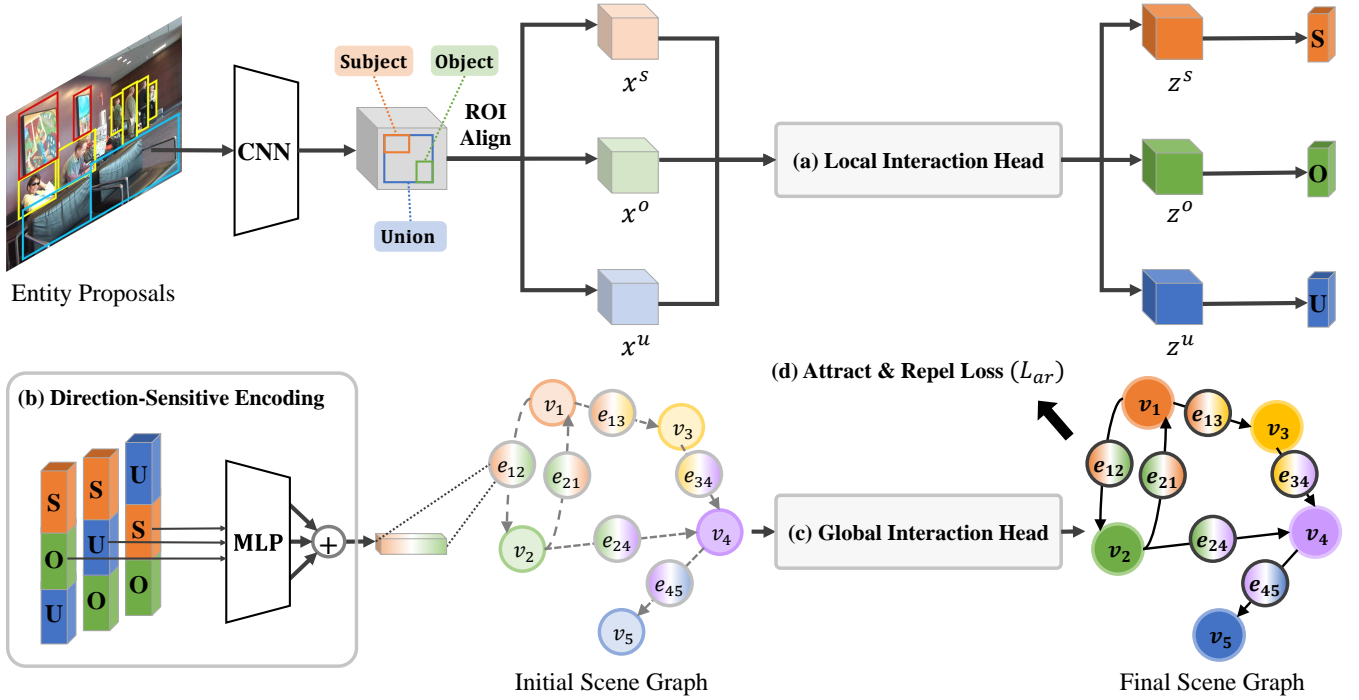


Fig. 5: **A high-level overview of LOGIN.** (a) **Local Interaction Head** (Sec. IV-A): locally, interactions extract the essence between three instances – subject, object, and background. (b) **Direction-Sensitive Encoding** (Sec. IV-B): model become aware of relational direction by constraining the input order. (c) **Global Interaction Head** (Sec. IV-C): globally, interactions encode the contexts between every graph components – nodes and edges, allowing the model to encode richer contextual information. (d) **Attract & Repel Loss** (Sec. IV-D): embeddings of each predicate categories are gathered into compact and well separated clusters by the loss. Combining all together, we build an end-to-end, unified framework that predicts a visually grounded scene graph.

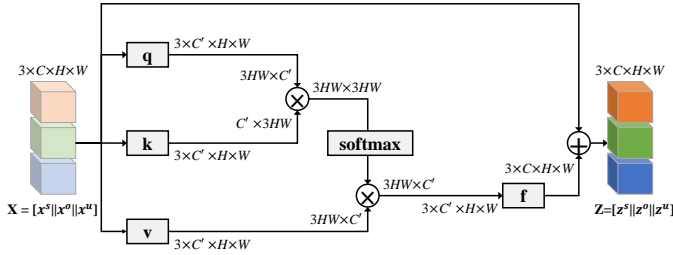


Fig. 6: **Local-Interaction Head** learns what ( $3 \times C$ ) and where ( $H \times W$ ) to attend. It adaptively learns to emphasize informative representation between three entity-level instances by weighing how much each pair-wise interaction contributes to relational representation.

respectively.

#### A. Local Interaction Head

We posit the underlying vulnerability to ambiguity stems from the inability to capture subtle yet discriminative representations. Inspired by the recent successes of attention based fine-grained recognition works [45, 46, 47, 48, 49, 50, 51], where the intra-class variance is usually high and vice versa for inter-class, we adopt the idea of attention mechanism. In particular, as for Local-Interaction Head (LIH), we formulate the instance-level interaction as a non-local operation [48]. LIH learns to highlight relationship-centric representations and suppress the noise since the non-local operation considers all individuals to compute responses to the target individual.

The intensity of pair-wise interaction is calculated over the three entity (node) features  $\{x^s, x^o, x^u\}$  (each refers to subject,

object, and union) (see Fig. 6). Given concatenated features  $\mathbf{X} = [x^s || x^o || x^u]$ , LIH outputs refined features  $\mathbf{Z} = [z^s || z^o || z^u]$ . The interaction intensity of  $i$  and  $j$ th individual is computed by the embedded gaussian kernel ( $e^{\mathbf{q}(\cdot)}$ ,  $e^{\mathbf{k}(\cdot)}$ ) and normalized by the sum:

$$\alpha_{ij} = \frac{e^{\mathbf{q}(x_i)^T \mathbf{k}(x_j)}}{\sum_{\forall j} e^{\mathbf{q}(x_i)^T \mathbf{k}(x_j)}} \quad (3)$$

The interaction intensity  $\alpha_{ij}$  is multiplied with the representation of  $i$ th individual ( $\mathbf{v}(x_i)$ ) followed by a transformation function  $\mathbf{f}(\cdot)$ . The output of LIH operation is given by:

$$z_{ij} = \mathbf{f}(\alpha_{ij}^T \mathbf{v}(x_i)) + x_i \quad (4)$$

For the sake of better gradient flow while learning the LIH, a residual-connection ( $x_i$ ) is added. In practice,  $1 \times 1 \times 1$  convolutional operations is used for all embedding functions ( $\mathbf{q}(\cdot)$ ,  $\mathbf{k}(\cdot)$ ,  $\mathbf{v}(\cdot)$ ,  $\mathbf{f}(\cdot)$ ).

#### B. Encoding Direction-Awareness

Before moving on to the next stage, there is an open choice on how to fuse three instance features  $\{z^s, z^o, z^u\}$  obtained earlier to initialize a graph-level predicate (edge) representation. As suggested in [52], summing up all possible permutations of instance features could be a generic method for relational inference. The effectiveness of using permutation has been empirically demonstrated in prior works [53, 54, 55], but the directionality cannot be guaranteed since summing is commutative. In other words, the permutation sets are identical even if the ordering of two instances are reversed (*i.e.*, identity

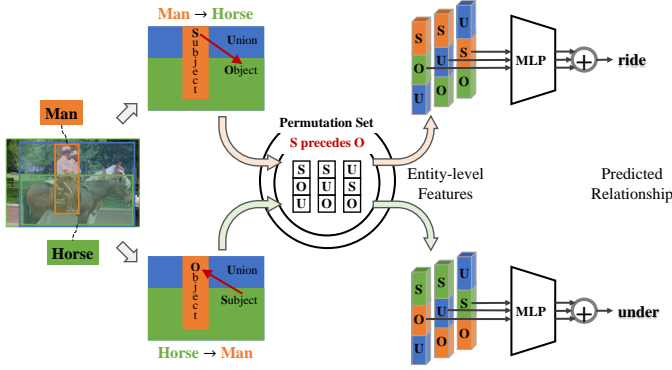


Fig. 7: **Direction-sensitive encoding.** Between a pair of entities, the subject and the object can be switched, and two opposite-direction relationships are usually asymmetric. For example, the relationships of  $\text{Man} \rightarrow \text{Horse}$  and  $\text{Horse} \rightarrow \text{Man}$  are generally different. For both-side relationships, we fed all possible *permutations* of entity-level features (e.g., subject, object and union) that satisfy the conditions of “subject precedes object” into the same MLP. Note that although both relationships follow the same condition, color combinations (e.g., orange, green, blue) vary with direction. The final relationship is predicted after summing all the outputs of the MLP. During training, the MLP learns to generate different outputs for the opposite-direction relationships, thus it becomes aware of the relational direction.

of subject and object are switched). A simple sidestep is to use the embeddings of concatenated instance features, which is the form used in the several previous works [20, 28, 34, 36, 43]. However, this also has the disadvantage of losing the benefits of permutation.

We would like the LOGIN to be *equivariant* under the subject-object ordering (i.e., relational direction) while being *invariant* to the permutation. Let the interaction between two entities as a set of permutations,  $S$ , and directional relationship as any subset except the empty and the universal set,  $r_i \subset S$ , where  $r_i \neq \phi$  and  $r_i \neq S$ ,  $i \in \{f, b\}$ . If the two opposite-sided relationship (forward and backward) subsets are disjoint,  $r_f \cap r_b = \phi$ , and their union is universal,  $r_f \cup r_b = S$ , the relationship encoding of two subsets can always be semantically distinguished. Under these premise, we specifically use a regulated set of permutations in which the subject always precedes the object –  $\{SO, SU, US\}$  – to represent a relationship in one direction. This simple strategy guarantees that subject only appears in the first two bins, and that object only appears in the last two bins. Thus the model can clearly distinguish between forward and backward relationships while sharing entity instance features. Note that this strategy is just a straightforward method to make half of the entire permutation set represent the forward direction and the other half represent the backward direction, and it does not matter which combination of permutations is used.

Formally, the three instances from an input set  $\{z^s, z^o, z^u\}$  are concatenated in a constrained order, providing inherent bias of the directionality. They are then transformed via shared MLP (denoted as  $\varphi$  in the below equation) and additively fused to make the predicate representation invariant to the input permutations.  $i$  th predicate representation  $e_i \in \mathcal{E}$  can be

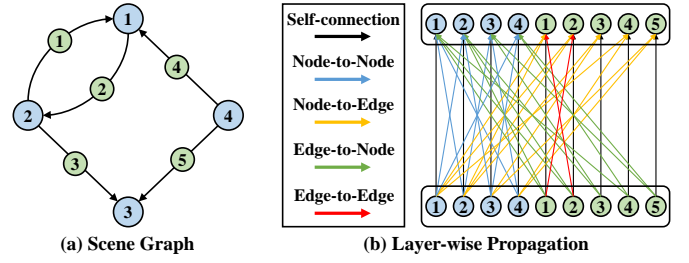


Fig. 8: **An illustration of layer-wise propagation of Global-Interaction Head.** Nodes and edges are colored in blue and green respectively. The layer-wise context propagation of GIH in scene graph (a) can be represented as a bipartite graph in (b). As a comparison, conventional GCN [42] and GAT [56] only consider node-wise propagation (black and blue edges) and are unable to leverage edge information.

obtained as:

$$e_i = \sum_{j,k,l \in \{z^s, z^o, z^u\}} \varphi([j \parallel k \parallel l]), \quad (5)$$

where  $z^s$  precedes  $z^o$  and  $j \neq k \neq l$ .

### C. Global Interaction Head

From a graph perspective, the fully-connected layer can be seen as the most basic form of message passing network with all nodes connected, but it is known to be not effective in learning the graph. For effective context aggregation, well structuring the message paths (i.e., connectivity between nodes) is the key issue. Based on the observation in Sec. III-C, we design a Global Interact Head (GIH) that enables effective message flow between informative graph components. We formulate the graph-level interaction with global message passing scheme [42, 56, 57].

To maintain a structured representation of a scene graph, we utilize local connectivity information in the form of a block matrix with four quadrants  $A \in \mathbb{R}^{(N+M) \times (N+M)}$ . Each quadrant from top left to bottom right indicates whether the *node-node* ( $A_{n-n} \in \mathbb{R}^{N \times N}$ ), *node-edge* ( $A_{n-e} \in \mathbb{R}^{N \times M}$ ), *edge-node* ( $A_{e-n} \in \mathbb{R}^{M \times N}$ ), and *edge-edge* ( $A_{e-e} \in \mathbb{R}^{M \times M}$ ) are connected (1) or not (0) – the number of nodes and edges are denoted as  $N$  and  $M$  respectively. We consider that all node pairs and node-edge pairs that make up a relationship are interconnected. In the case of *edge-edge*, they are considered to be connected when the opposite direction edge exists, although there is no explicit connection on the graph (see Fig. 8).

$$A = \begin{bmatrix} A_{n-n} & A_{n-e} \\ A_{e-n} & A_{e-e} \end{bmatrix} \quad (6)$$

To preserve the original message, identity matrix (self-connection) is added to  $A$ , resulting  $\tilde{A} = A + I$ . An initial graph-level feature matrix  $\mathcal{G}^{(0)} \in \mathbb{R}^{(N+M) \times D}$  is defined as:

$$\mathcal{G}^{(0)} = \left[ \frac{\mathcal{N}}{\mathcal{E}} \right] \quad (7)$$

The  $l$ th layer-wise propagation rule for GIH is defined as:

$$\mathcal{G}^{(l)} = \begin{cases} \max(0, \tilde{A}\mathcal{G}^{(l-1)}W^{(l-1)}), & l = \text{odd.} \\ \mathcal{G}^{(l-2)} + \max(0, \tilde{A}\mathcal{G}^{(l-1)}W^{(l-1)}), & l = \text{even.} \end{cases} \quad (8)$$

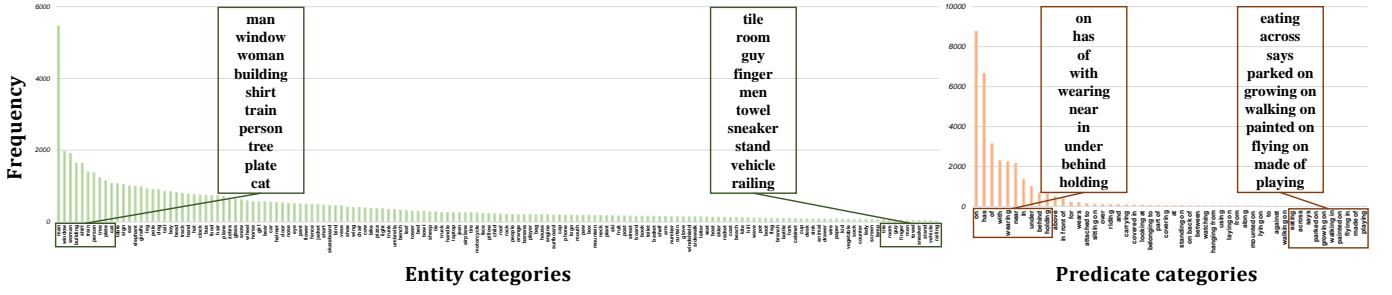


Fig. 9: **The distribution of categories in the BR Dataset.** (a) Frequency of entity categories and (b) predicate categories. For both entity and predicate, the top-10 categories and the bottom-10 categories are highlighted based on frequency. Axis labels best viewed zoomed in on screen.

We add residual-connection between the layers for a better optimization [58]. Multi-layer GIH can perform long-range multi-hop communication, effectively modeling the desired higher-order relational reasoning. While training, weight matrix  $W \in \mathbb{R}^{D \times D}$  is learned by gradient.

Finally, the upper  $N$  rows ( $\mathcal{N}' \in \mathbb{R}^{N \times D}$ ) and the lower  $M$  rows ( $\mathcal{E}' \in \mathbb{R}^{M \times D}$ ) of the output matrix are softmax-ed and used to predict entity and predicate labels.

#### D. Attract & Repel Loss

To explicitly handle the intra- and inter-class variance, we introduce a Attract & Repel Loss. In a nutshell, if the identities of the input and reference embeddings are in the same category (*matched*), the loss forces to *attract* each other, otherwise (*non-matched*) *repel*. Reference embeddings can be divided into two types: we refer to the running mean of the matched reference embeddings as positive (*pos*), and negative (*neg*) for that of non-matched. Note that the reference type is only an abstract distinction and can be vary depending on the identity of the input embedding. As the input embeddings are learned to approach the positive and move farther away from negatives, the distribution within categories become dense, and between categories become sparse. As a result, the loss gathers the embeddings of each class into compact and well-separated clusters. Since most bidirectional relationships are asymmetric (*i.e.*, identities of predicates in opposite directions are mostly different) as we have seen in Sec. III-B, the loss has the potential benefit in predicting predicates in opposite directions differently.

Formally, at  $t$ th batch, given a set of predicate embeddings  $\mathcal{E}'^{(t)} = \{e_1'^{(t)}, \dots, e_M'^{(t)}\}$ , a set of references  $\mathcal{R}^{(t)} = \{r_1^{(t)}, \dots, r_{51}^{(t)}\}$  is adjusted with the following update rule:

$$r_m^{(t)} = \frac{r_m^{(t-1)} * \mathbb{N}(r_m^{(t-1)}) + \sum_{i \in \text{pos}} e_i'^{(t)} - \sum_{j \in \text{neg}} e_j'^{(t)}}{\mathbb{N}(r_m^{(t-1)}) + \mathbb{N}(\text{pos}) + \mathbb{N}(\text{neg})} \quad (9)$$

where  $\mathbb{N}(\cdot)$  denotes the number of embeddings considered in reference update.

Finally, the input predicate embeddings are adjusted with the following Attract & Repel loss:

$$\mathcal{L}_{ar} = \sum_m \sum_{i \in \text{pos}} \left( 1 - \frac{r_m^{(t)} \cdot e_i'^{(t)}}{|r_m^{(t)}| |e_i'^{(t)}|} \right) + \sum_m \sum_{j \in \text{neg}} \left( \frac{r_m^{(t)} \cdot e_j'^{(t)}}{|r_m^{(t)}| |e_j'^{(t)}|} \right) \quad (10)$$

#### E. Loss Function

LOGIN can be trained in an end-to-end manner, allowing the network to predict bounding boxes, entity categories, and relationship categories at once. The total loss function for an image is defined as:

$$\mathcal{L}_{image} = \mathcal{L}_{ent} + \mathcal{L}_{pred} + \mathcal{L}_{ar} \quad (11)$$

$\mathcal{L}_{ent}$  and  $\mathcal{L}_{pred}$  are both cross-entropy loss for entity and predicate classification, respectively. By default, hyperparameters of joint loss function are set as 1:1:1.

### V. EXPERIMENTS

In this section, we conduct comprehensive studies to validate the efficacy of LOGIN. We perform extensive ablation experiments to thoroughly demonstrate the effectiveness of each building block of LOGIN. LOGIN is evaluated on Visual Genome [1] benchmark and achieves state-of-the-art results. Notably, in our proposed Bidirectional Relationship Classification (BRC) task, LOGIN successfully distinguishes asymmetric relationships and is more accurate than existing methods.

The model referred to as the BASELINE in this section is a model without any proposed design principles. It directly predicts the entity and predicate categories from the RoI-Aligned visual features of entity instances and that of union of two entity instances, respectively.

#### A. Settings

*a) Model Parameter and Training Details:* For a fair comparison, most of the settings and details follow pioneer work [27, 28]. We adopt the Faster R-CNN [41] detector with VGG backbone [6]. Following [28], we use per-class NMS to reduce the number of entity proposals. The number of entity proposals is 64 (*i.e.*,  $N=64$ ). We optimize the model using SGD with the following details: initial learning rate (1e-3), momentum (0.9), and weight decay (5e-4). We first pre-train the detector on Visual Genome Dataset and then train the proposed scene graph generation head while fixing the detector weight. To model geometric relationships, we first concatenate two extra channels with coordinates hard-coded ( $2 \times 7 \times 7$ ) to the initial visual representation and then pass them through a convolutional layer [59]. As for the Attract & Repel loss, we sample negatives by the number of positives to avoid being heavily affected by negatives.

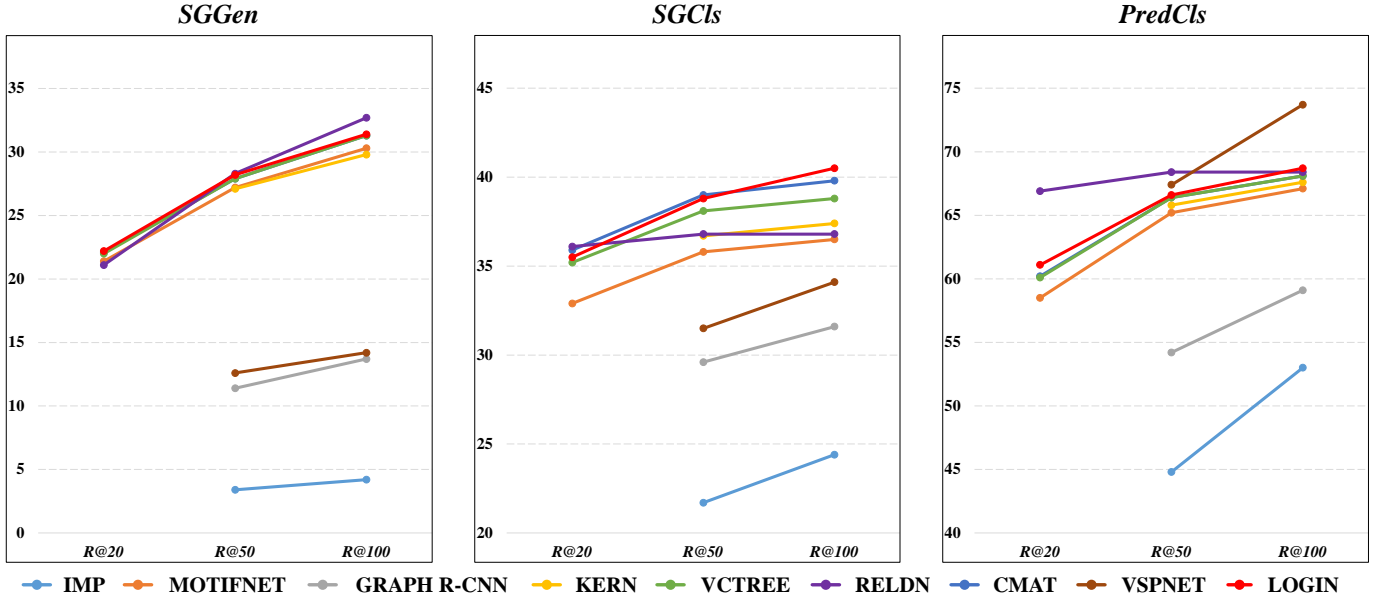


Fig. 10: Comparison with state-of-the-arts on Visual Genome benchmark.  $R@k$  denotes Recall in the top- $k$  predictions.

TABLE I: Comparison with recent approaches in the BRC task.

Models	<i>PredCls</i>			
	pR@2	pR@4	pR@8	pR@16
IMP [27]	6.3	9.1	12.2	15.0
MOTIFNET [28]	7.7	11.5	15.9	19.5
GRAPH R-CNN [30]	7.9	11.7	16.3	21.0
KERN [33]	7.7	12.1	16.7	20.7
VCTREE [33]	8.0	11.9	16.1	21.0
<b>LOGIN (Ours)</b>	<b>8.6</b>	<b>13.1</b>	<b>17.6</b>	<b>21.1</b>

*b) VG Dataset:* We train and evaluate LOGIN on Visual Genome (VG) Dataset [1]. We use the publicly released pre-processed data (train and test split is 75K and 32K) [27]. The number of entity and predicate categories are 150 and 50, respectively.

*c) BR Dataset:* The distribution of Bidirectional Relationship (BR) Dataset is shown in Fig. 9. Here, the five most frequent entity categories and predicate categories are “man (5466), window (1976), woman (1912), building (1640), shirt (1632)”, and “on (8766), has (6669), of (3137), with (2292), wearing (2238)”, respectively. Note that the top-5 predicate categories account for about 73% of the total predicates. This shows that the dominant predicate categories are often used in various contexts repeatedly, implying that variance may be high even within the same predicate category. That is to say, this biasness supports our argument that dealing with *ambiguity* issue is essential.

*d) Evaluation Setup:* Model is evaluated with the following three standard evaluation criteria [27]:

- 1) Predicate Classification (*PredCls*): Given ground truth boxes and labels, predict edge labels.
- 2) Scene Graph Classification (*SGcls*): Given ground truth boxes, predict box and edge labels.
- 3) Scene Graph Generation (*SGGen*): Predict boxes, box labels, and edge labels.

As for SGG, following the prior works, we use  $Recall@K$  as an evaluation metric since mAP-like metrics are not appropriate due to the sparse annotation in Visual Genome. Specifically, we use image-wise  $Recall@\{20, 50, 100\}$ , which computes the fraction of ground-truth triplets found in the top- $K$  predicted triplets.

As for BRC, conventional triplet recall-based metrics only consider uni-direction, making it difficult to make a rigorous evaluation of direction awareness. To this end, we have come to introduce a new metric called *pair-wise Recall* ( $pR@K$ ) that fits the BRC task. The proposed metric is considered to be “matched” only when bidirectional relationships are both correct. Formally, the  $pR@K$  calculates the fraction of the total amount of matched bidirectional relationships (BRs):

$$pR@K = \frac{|\{\text{top-}K \text{ predicted BRs}\} \cap \{\text{total BRs}\}|}{|\{\text{total BRs}\}|} \quad (12)$$

This constraint severely penalizes if the relationship predictions in the opposite direction are the same. Therefore, models without direction awareness cannot receive a high score on this metric. For example, if only union features are used, there is no chance that asymmetric relationships are correctly predicted since only the same results are output for BRs. To get a high score from this metric, the model needs direction awareness that is essential to correctly predict asymmetric relationships that account for most BRs in the BR datasets. Specifically, we use  $pR@\{2, 4, 8, 16\}$  in the BRC task since only a few bidirectional relationships are annotated per image ( $\sim 3$  BRs / image).

## B. Comparison with State-of-the-Art

*a) Scene Graph Generation (SGG):* The performance of the proposed method and existing methods are compared in Fig. 10 for each evaluation criterion. We compare LOGIN with the recent approaches [27, 28, 30, 33, 34, 35, 36, 37]. To

TABLE II: (a) Ablation studies on network design. (b) Optimal variable search.

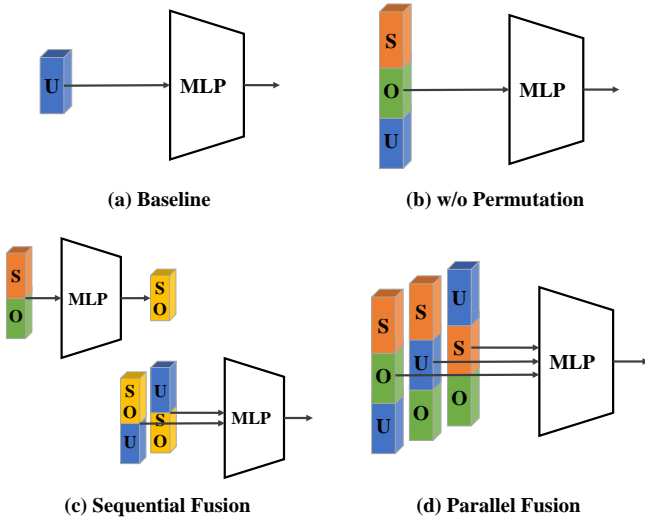
(a) Ablation Studies												(b) Optimal Variable Search				
Exp	Ablations				SGCls			PredCls				SGCls				
	LIH	DSE	GIH	$\mathcal{L}_{ar}$	R@20	R@50	R@100	pR@2	pR@4	pR@8	pR@16	Variables		R@20	R@50	R@100
1					30.8	34.7	36.2	0.2	0.4	0.7	1.3	Feature	AVGPOOL	34.3	38.4	40.2
2	✓				33.5	37.5	39.6	8.0	11.5	17.0	20.3		MAXPOOL	34.1	38.4	40.1
3		✓			31.8	36.2	37.7	8.1	11.5	16.4	20.1		FLATTEN	<b>34.5</b>	<b>38.8</b>	<b>40.5</b>
4			✓		33.2	38.4	39.9	8.2	12.0	16.9	20.6	GIH	2-LAYERS	34.1	38.4	39.9
5				✓	31.2	35.6	36.9	7.4	11.1	16.0	19.7		<b>4-LAYERS</b>	<b>34.5</b>	<b>38.8</b>	40.5
6	✓	✓	✓		34.4	38.5	40.3	8.4	12.9	17.5	21.0		6-LAYERS	34.1	38.5	<b>40.6</b>
7	✓	✓	✓	✓	34.5	38.8	40.5	8.6	13.1	17.6	21.1					

TABLE III: Comparison of feature fusion methods. (a) Scene Graph Classification results on Visual Genome dataset. (b) Bidirectional Relationship Classification results on BR dataset.

(a) Scene Graph Classification				
Fusion	SGCls			
	R@20	R@50	R@100	
BASELINE	30.8	34.7	36.2	
w/o Permutation	33.6	38.0	39.9	
Sequential	34.1	38.4	40.1	
<b>Parallel (Ours)</b>	<b>34.5</b>	<b>38.8</b>	<b>40.5</b>	

(b) Bidirectional Relationship Classification				
Fusion	PredCls			
	pR@2	pR@4	pR@8	pR@16
BASELINE	0.2	0.4	0.7	1.3
w/o Permutation	8.2	12.2	17.0	20.6
Sequential	8.3	12.7	17.3	20.9
<b>Parallel (Ours)</b>	<b>8.6</b>	<b>13.1</b>	<b>17.6</b>	<b>21.1</b>

Fig. 11: Illustration of feature fusion methods to obtain initial predicate representation. (a) BASELINE: use union feature only. (b) w/o Permutation: concatenate all and fuse them without permutation. (c) Sequential: fuse subject and object first, and then with union. (d) Parallel: fuse all the permutations at once where the subject precedes object. Here,  $S$ ,  $O$ ,  $U$  respectively denotes subject, object, and union.

easily observe the performance of all methods, we visualize the results at a glance. While LOGIN appears to show competitive results against the state-of-the-arts in all criteria, note that there is no specific method that achieves the best performances in every evaluation criteria, making it difficult to judge the

superiority among the SGG methods.

*b) Bidirectional Relationship Classification (BRC):* To independently evaluate the direction-awareness of the model, we specifically use *PredCls* criteria, which is orthogonal to the entity detection. We compare LOGIN with recent approaches [27, 28, 30, 33, 34]. The results are summarized in Table I. Here, although [27, 30, 33] use the initial predicate representation as a union feature, they enable understanding of relational direction by incorporating contexts with iterative bipartite message passing, attentional graph convolution, and knowledge embedded routing, respectively. By using direction sensitive embedding and contextual information at the same time, LOGIN can outperform the recent methods by a large margin (6% of mean performance gain compared to the state-of-the-art), implying that directional bias as well as contexts are crucial in recognizing direction. LOGIN is in a competitive position for VG dataset, which mainly contain unidirectional relationships, but significantly improves performance, especially for bidirectional relationships, which are common in the real world.

### C. Quantitative Analysis

*a) Model Ablations:* We consider several ablations to investigate the importance of the major design choices in Table II (a). For clarity, we show the performance in the SGG task and the BRC task in a single table. Exp 1 is the result of a vanilla version of LOGIN, *i.e.*, BASELINE, which shows abysmal result, especially in the BRC setting. This means that the BASELINE has no understanding of relational direction at all; thus, it can only predict symmetric relationships correctly. Exp 2 - Exp 5 examine the individual contributions of each model component. Especially, LIH (Exp2) and GIH (Exp4) have a significant impact on both SGG and BRC settings. It is noteworthy that contextual information (driven from GIH) also plays a key role in recognizing directions. We can see in Exp3 that DSE is relatively unremarkable in SGG settings, while it improves performance in BRC settings by a large margin. Although the unary effect of Attract & Repel Loss  $\mathcal{L}_{ar}$  (Exp 4) is not significant, using the loss with other components (Exp7) can further push the performance than without it (Exp 6). When all model components are combined (Exp 7), the model achieves the best performance in both SGG and BRC tasks, which implies that each component contains an orthogonal factor that complementarily boosts the performance.

*b) Optimal Variables:* We conduct experiments to decide optimal variables of LOGIN in Table II. The optimal feature




Fig. 12: **Qualitative examples.** The first column shows input images with entity proposals. From the second to fourth columns, we show the scene graphs of ground-truth, BASELINE, and LOGIN respectively. The bounding boxes or nodes are colored in either blue (correct) or red (wrong). The predicates are colored in either green (correct) or yellow (wrong). Examples of the first two rows contain bidirectional relationships, but not the rest. We see that LOGIN produces more diverse predicates and can successfully distinguish asymmetric relationships while BASELINE model fails.

extraction method is first investigated. Here, flattening the feature maintains richer information than pooling, thus shows

the best results among the three choices: AVGPOOL, MAXPOOL, FLATTEN. Then we examine the optimal number of layers in GIH: 4-layers produce the best results. Stacking multiple layers enables multi-hop communication, though it also increases the chance of introducing noisy information. On the other hand, stacking few layers cannot fully capture the higher-order contexts.

c) *Design Choices of DSE*: In this experiment, we further explore the four design choices of Direction-Sensitive Encoding (DSE). Specifically, we investigate two approaches that have been adopted in most existing SGG literature – (a) using only a union feature [19, 24, 27, 30, 31, 32, 33, 35, 44] (BASELINE) and (b) fusing subject, object, and union without-permutations [20, 28, 34, 36, 38, 43] – and two variants of subject, object, and union fusion under the *subject-precedes-object* constraint – (c) sequential fusion and (d) parallel fusions (see Fig. 11). Except for the (a) among the four cases, the ordering of the subject and the object is fixed and therefore meets the directionality condition. Additionally, (c) and (d) consider the sum of all possible permutations. The difference between (c) and (d) is the order of fusion. We conduct experiments in two settings for performance comparison on fusion methods. The results are summarized in Table III. Here, the performance difference between the four fusion methods in the SGC setting (Table III (a)) is not prominent, while the significance of combining three features is particularly evident in the BRC setting (Table III (b)), suggesting that union feature alone cannot give relational direction. In both settings, the use of permutations at the fusion phase showed better results than otherwise, and especially when fused in parallel, it showed the best results.

### D. Qualitative Analysis

To better see how LOGIN understands the relational direction, we provide qualitative examples in Fig. 12. Here, We compare the result of BASELINE model and LOGIN with the corresponding ground-truth scene graph. As we can see in the results of first two rows, BASELINE model produces the same result for a pair of entities regardless of direction. What is worse is that the whole scene graphs use almost the same predicates for defining relationships. In other words, the BASELINE model neither considers relational-direction nor lexical diversity. On the other hand, LOGIN can successfully identify relational direction, thanks to the embedded direction-awareness, and it is also more diverse in terms of vocabulary. More interestingly, even though predictions of LOGIN are not matched, the results are seemingly plausible. For example, in the third row, detected *tail*, *legs*, and *face* of an *elephant* are false positives in terms of ground-truth, but they seem to be correct in reality. Also, relationships associated with false positives are somewhat reasonable (e.g., *elephant*  $\xrightarrow{\text{has}}$  *leg*, *leg*  $\xrightarrow{\text{of}}$  *elephant*).

## VI. CONCLUSION

This paper discusses three fundamental challenges in SGG task: 1) Ambiguity, 2) Asymmetry, and 3) Higher-order contexts. Motivated by the analysis and to tackle the issues

effectively, we present a new unified framework, LOGIN. Our framework enables predicting the scene graph in a local-to-global and bottom-to-up manner, leveraging the possible complementarity effectively. We achieved state-of-the-art on Visual Genome benchmark. Last but not least, we present a new diagnostic task called Bidirectional Relationship Classification (BRC) and observe that our method outperforms competing methods significantly.

## REFERENCES

- [1] R. Krishna, Y. Zhu, O. Groth, J. Johnson, K. Hata, J. Kravitz, S. Chen, Y. Kalantidis, L.-J. Li, D. A. Shamma *et al.*, “Visual Genome: Connecting Language and Vision Using Crowdsourced Dense Image Annotations,” *International Journal of Computer Vision (IJCV)*, vol. 123, no. 1, pp. 32–73, 2017.
- [2] R. Girshick, “Fast R-CNN,” in *Proceedings of the IEEE International Conference on Computer Vision (ICCV)*, 2015, pp. 1440–1448.
- [3] K. He, G. Gkioxari, P. Dollár, and R. Girshick, “Mask R-CNN,” in *Proceedings of the IEEE International Conference on Computer Vision (CVPR)*, 2017, pp. 2961–2969.
- [4] J. Long, E. Shelhamer, and T. Darrell, “Fully Convolutional Networks for Semantic Segmentation,” in *Proceedings of the IEEE Conference on Computer Vision and Pattern Recognition (CVPR)*, 2015, pp. 3431–3440.
- [5] J. Redmon, S. Divvala, R. Girshick, and A. Farhadi, “You Only Look Once: Unified, Real-Time Object Detection,” in *Proceedings of the IEEE Conference on Computer Vision and Pattern Recognition (CVPR)*, 2016, pp. 779–788.
- [6] K. Simonyan and A. Zisserman, “Very Deep Convolutional Networks for Large-Scale Image Recognition,” *arXiv preprint arXiv:1409.1556*, 2014.
- [7] J. Johnson, R. Krishna, M. Stark, L.-J. Li, D. Shamma, M. Bernstein, and L. Fei-Fei, “Image Retrieval Using Scene Graphs,” in *Proceedings of the IEEE Conference on Computer Vision and Pattern Recognition (CVPR)*, 2015, pp. 3668–3678.
- [8] D. Teney, L. Liu, and A. van Den Hengel, “Graph-Structured Representations for Visual Question Answering,” in *Proceedings of the IEEE Conference on Computer Vision and Pattern Recognition (CVPR)*, 2017, pp. 1–9.
- [9] T. Yao, Y. Pan, Y. Li, and T. Mei, “Exploring Visual Relationship for Image Captioning,” in *Proceedings of the European conference on computer vision (ECCV)*, 2018, pp. 684–699.
- [10] J. Johnson, A. Gupta, and L. Fei-Fei, “Image Generation From Scene Graphs,” in *Proceedings of the IEEE Conference on Computer Vision and Pattern Recognition (CVPR)*, 2018, pp. 1219–1228.
- [11] C.-Y. Ma, A. Kadav, I. Melvin, Z. Kira, G. AlRegib, and H. Peter Graf, “Attend and Interact: Higher-Order Object Interactions for Video Understanding,” in *Proceedings of the IEEE Conference on Computer Vision and Pattern Recognition (CVPR)*, 2018, pp. 6790–6800.
- [12] X. Yang, K. Tang, H. Zhang, and J. Cai, “Auto-Encoding Scene Graphs for Image Captioning,” in *Proceedings of the IEEE Conference on Computer Vision and Pattern Recognition (CVPR)*, 2019, pp. 10 685–10 694.
- [13] O. Ashual and L. Wolf, “Specifying Object Attributes and Relations in Interactive Scene Generation,” in *Proceedings of the IEEE International Conference on Computer Vision (ICCV)*, 2019, pp. 4561–4569.
- [14] Z. Li, Q. Tran, L. Mai, Z. Lin, and A. Yuille, “Context-Aware Group Captioning via Self-Attention and Contrastive Features,” *arXiv preprint arXiv:2004.03708*, 2020.
- [15] R. Hu, M. Rohrbach, J. Andreas, T. Darrell, and K. Saenko, “Modeling Relationships in Referential Expressions With Compositional Modular Networks,” in *Proceedings of the IEEE Conference on Computer Vision and Pattern Recognition (CVPR)*, 2017, pp. 1115–1124.
- [16] G. Gkioxari, R. Girshick, P. Dollár, and K. He, “Detecting and Recognizing Human-Object Interactions,” in *Proceedings of the IEEE Conference on Computer Vision and Pattern Recognition (CVPR)*, 2018, pp. 8359–8367.
- [17] Y.-W. Chao, Y. Liu, X. Liu, H. Zeng, and J. Deng, “Learning to Detect Human-Object Interactions,” in *Proceedings of the IEEE Winter Conference on Applications of Computer Vision (WACV)*. IEEE, 2018, pp. 381–389.
- [18] Y.-L. Li, S. Zhou, X. Huang, L. Xu, Z. Ma, H.-S. Fang, Y. Wang, and C. Lu, “Transferable Interactiveness Knowledge for Human-Object Interaction Detection,” in *Proceedings of the IEEE Conference on Computer Vision and Pattern Recognition (CVPR)*, 2019, pp. 3585–3594.

- [19] C. Lu, R. Krishna, M. Bernstein, and L. Fei-Fei, "Visual Relationship Detection With Language Priors," in *Proceedings of the European Conference on Computer Vision (ECCV)*. Springer, 2016, pp. 852–869.
- [20] H. Zhang, Z. Kyaw, S.-F. Chang, and T.-S. Chua, "Visual Translation Embedding Network for Visual Relation Detection," in *Proceedings of the IEEE Conference on Computer Vision and Pattern Recognition (CVPR)*, 2017, pp. 5532–5540.
- [21] Y. Li, W. Ouyang, X. Wang, and X. Tang, "VIP-CNN: Visual Phrase Guided Convolutional Neural Network," in *Proceedings of the IEEE Conference on Computer Vision and Pattern Recognition (CVPR)*, 2017, pp. 1347–1356.
- [22] B. A. Plummer, A. Mallya, C. M. Cervantes, J. Hockenmaier, and S. Lazebnik, "Phrase Localization and Visual Relationship Detection With Comprehensive Image-Language Cues," in *Proceedings of the IEEE International Conference on Computer Vision (ICCV)*, 2017, pp. 1928–1937.
- [23] H. Zhang, Z. Kyaw, J. Yu, and S.-F. Chang, "PPR-FCN: Weakly Supervised Visual Relation Detection via Parallel Pairwise R-FCN," in *Proceedings of the IEEE International Conference on Computer Vision (ICCV)*, 2017, pp. 4233–4241.
- [24] B. Dai, Y. Zhang, and D. Lin, "Detecting Visual Relationships With Deep Relational Networks," in *Proceedings of the IEEE Conference on Computer Vision and Pattern Recognition (CVPR)*, 2017, pp. 3076–3086.
- [25] X. Liang, L. Lee, and E. P. Xing, "Deep Variation-Structured Reinforcement Learning for Visual Relationship and Attribute Detection," in *Proceedings of the IEEE Conference on Computer Vision and Pattern Recognition (CVPR)*, 2017, pp. 848–857.
- [26] L. Mi and Z. Chen, "Hierarchical Graph Attention Network for Visual Relationship Detection," in *Proceedings of the IEEE/CVF Conference on Computer Vision and Pattern Recognition (CVPR)*, 2020, pp. 13 886–13 895.
- [27] D. Xu, Y. Zhu, C. B. Choy, and L. Fei-Fei, "Scene Graph Generation by Iterative Message Passing," in *Proceedings of the IEEE Conference on Computer Vision and Pattern Recognition (CVPR)*, 2017, pp. 5410–5419.
- [28] R. Zellers, M. Yatskar, S. Thomson, and Y. Choi, "Neural Motifs: Scene Graph Parsing With Global Context," in *Proceedings of the IEEE Conference on Computer Vision and Pattern Recognition (CVPR)*, 2018, pp. 5831–5840.
- [29] S. Woo, D. Kim, D. Cho, and I. S. Kweon, "Linknet: Relational Embedding for Scene Graph," in *Advances in Neural Information Processing Systems (NeurIPS)*, 2018, pp. 560–570.
- [30] J. Yang, J. Lu, S. Lee, D. Batra, and D. Parikh, "Graph R-CNN for Scene Graph Generation," in *Proceedings of the European Conference on Computer Vision (ECCV)*, 2018, pp. 670–685.
- [31] Y. Li, W. Ouyang, B. Zhou, J. Shi, C. Zhang, and X. Wang, "Factorizable Net: An Efficient Subgraph-Based Framework for Scene Graph Generation," in *Proceedings of the European Conference on Computer Vision (ECCV)*, 2018, pp. 335–351.
- [32] M. Qi, W. Li, Z. Yang, Y. Wang, and J. Luo, "Attentive Relational Networks for Mapping Images to Scene Graphs," in *Proceedings of the IEEE Conference on Computer Vision and Pattern Recognition (CVPR)*, 2019, pp. 3957–3966.
- [33] T. Chen, W. Yu, R. Chen, and L. Lin, "Knowledge-Embedded Routing Network for Scene Graph Generation," in *Proceedings of the IEEE Conference on Computer Vision and Pattern Recognition (CVPR)*, 2019, pp. 6163–6171.
- [34] K. Tang, H. Zhang, B. Wu, W. Luo, and W. Liu, "Learning to Compose Dynamic Tree Structures for Visual Contexts," in *Proceedings of the IEEE Conference on Computer Vision and Pattern Recognition (CVPR)*, 2019, pp. 6619–6628.
- [35] L. Chen, H. Zhang, J. Xiao, X. He, S. Pu, and S.-F. Chang, "Counterfactual Critic Multi-Agent Training for Scene Graph Generation," in *Proceedings of the IEEE International Conference on Computer Vision (ICCV)*, 2019, pp. 4613–4623.
- [36] J. Zhang, K. J. Shih, A. Elgammal, A. Tao, and B. Catanzaro, "Graphical Contrastive Losses for Scene Graph Parsing," in *Proceedings of the IEEE Conference on Computer Vision and Pattern Recognition (CVPR)*, 2019, pp. 11 535–11 543.
- [37] A. Zareian, S. Karaman, and S.-F. Chang, "Weakly Supervised Visual Semantic Parsing," in *Proceedings of the IEEE/CVF Conference on Computer Vision and Pattern Recognition (CVPR)*, 2020, pp. 3736–3745.
- [38] K. Tang, Y. Niu, J. Huang, J. Shi, and H. Zhang, "Unbiased Scene Graph Generation From Biased Training," in *Proceedings of the IEEE/CVF Conference on Computer Vision and Pattern Recognition (CVPR)*, 2020, pp. 3716–3725.
- [39] A. Zareian, S. Karaman, and S.-F. Chang, "Bridging Knowledge Graphs to Generate Scene Graphs," *Proceedings of the European Conference on Computer Vision (ECCV)*, 2020.
- [40] W. Wang, R. Wang, S. Shan, and X. Chen, "Sketching Image Gist: Human-Mimetic Hierarchical Scene Graph Generation," *Proceedings of the European Conference on Computer Vision (ECCV)*, 2020.
- [41] S. Ren, K. He, R. Girshick, and J. Sun, "Faster R-CNN: Towards Real-Time Object Detection With Region Proposal Networks," in *Advances in Neural Information Processing Systems (NeurIPS)*, 2015, pp. 91–99.
- [42] T. N. Kipf and M. Welling, "Semi-Supervised Classification With Graph Convolutional Networks," *International Conference on Learning Representations (ICLR)*, 2017.
- [43] X. Yang, H. Zhang, and J. Cai, "Shuffle-Then-Assemble: Learning Object-Agnostic Visual Relationship Features," in *Proceedings of the European Conference on Computer Vision (ECCV)*, 2018, pp. 36–52.
- [44] Y. Li, W. Ouyang, B. Zhou, K. Wang, and X. Wang, "Scene Graph Generation From Objects, Phrases and Region Captions," in *Proceedings of the IEEE International Conference on Computer Vision (ICCV)*, 2017, pp. 1261–1270.
- [45] J. Fu, H. Zheng, and T. Mei, "Look Closer to See Better: Recurrent Attention Convolutional Neural Network for Fine-Grained Image Recognition," in *Proceedings of the IEEE Conference on Computer Vision and Pattern Recognition (CVPR)*, 2017, pp. 4438–4446.
- [46] H. Zheng, J. Fu, T. Mei, and J. Luo, "Learning Multi-Attention Convolutional Neural Network for Fine-Grained Image Recognition," in *Proceedings of the IEEE International Conference on Computer Vision (ICCV)*, 2017, pp. 5209–5217.
- [47] X.-S. Wei, C.-W. Xie, J. Wu, and C. Shen, "Mask-CNN: Localizing Parts and Selecting Descriptors for Fine-Grained Bird Species Categorization," *Pattern Recognition (PR)*, vol. 76, pp. 704–714, 2018.
- [48] X. Wang, R. Girshick, A. Gupta, and K. He, "Non-Local Neural Networks," in *Proceedings of the IEEE Conference on Computer Vision and Pattern Recognition (CVPR)*, 2018, pp. 7794–7803.
- [49] S. Woo, J. Park, J.-Y. Lee, and I. So Kweon, "CBAM: Convolutional Block Attention Module," in *Proceedings of the European Conference on Computer Vision (ECCV)*, 2018, pp. 3–19.
- [50] H. Zheng, J. Fu, Z.-J. Zha, and J. Luo, "Looking for the Devil in the Details: Learning Trilinear Attention Sampling Network for Fine-Grained Image Recognition," in *Proceedings of the IEEE Conference on Computer Vision and Pattern Recognition (CVPR)*, 2019, pp. 5012–5021.
- [51] H. Wang, Y. Zhu, B. Green, H. Adam, A. Yuille, and L.-C. Chen, "Axial-DeepLab: Stand-Alone Axial-Attention for Panoptic Segmentation," *Proceedings of the European Conference on Computer Vision (ECCV)*, 2020.
- [52] A. Santoro, D. Raposo, D. G. Barrett, M. Malininowski, R. Pascanu, P. Battaglia, and T. Lillicrap, "A Simple Neural Network Module for Relational Reasoning," in *Advances in Neural Information Processing Systems (NeurIPS)*, 2017, pp. 4967–4976.
- [53] M. Zaheer, S. Kottur, S. Ravanbakhsh, B. Poczos, R. R. Salakhutdinov, and A. J. Smola, "Deep Sets," in *Advances in Neural Information Processing Systems (NeurIPS)*, 2017, pp. 3391–3401.
- [54] Y. Zhang, J. Hare, and A. Prugel-Bennett, "Deep Set Prediction Networks," in *Advances in Neural Information Processing Systems (NeurIPS)*, 2019, pp. 3212–3222.
- [55] J. Lee, Y. Lee, J. Kim, A. Kosiorek, S. Choi, and Y. W. Teh, "Set Transformer: A Framework for Attention-Based Permutation-Invariant Neural Networks," in *International Conference on Machine Learning (ICML)*. PMLR, 2019, pp. 3744–3753.
- [56] P. Veličković, G. Cucurull, A. Casanova, A. Romero, P. Lio, and Y. Bengio, "Graph Attention Networks," *International Conference on Learning Representations (ICLR)*, 2018.
- [57] J. Gilmer, S. S. Schoenholz, P. F. Riley, O. Vinyals, and G. E. Dahl, "Neural Message Passing for Quantum Chemistry," in *Proceedings of the 34th International Conference on Machine Learning (ICML)*, 2017, pp. 1263–1272.
- [58] G. Li, M. Muller, A. Thabet, and B. Ghanem, "Deepgcns: Can Gcns Go As Deep as CNNs?" in *Proceedings of the IEEE International Conference on Computer Vision (ICCV)*, 2019, pp. 9267–9276.
- [59] R. Liu, J. Lehman, P. Molino, F. P. Such, E. Frank, A. Sergeev, and J. Yosinski, "An Intriguing Failing of Convolutional Neural Networks and the Coordconv Solution," in *Advances in Neural Information Processing Systems (NeurIPS)*, 2018, pp. 9605–9616.



**Sangmin Woo** is currently working toward the M.S. degree in Electrical Engineering and Computer Science at Gwangju Institute of Science and Technology (GIST), Gwangju, Korea. He received a B.S. degree in Electrical Engineering from Kyungpook National University, Daegu, Korea, in 2019. His research interests include computer vision, visual understanding, and deep learning. He is a student member of the IEEE.



**Junhyug Noh** is a postdoctoral researcher at Lawrence Livermore National Laboratory (LLNL). He received the B.S. in Computer Science and Engineering & Statistics from Seoul National University in 2013, and the M.S. and Ph.D. in Computer Science Engineering from Seoul National University in 2015 and 2020, respectively. His research has focused on artificial intelligence, machine learning, and computer vision with a particular interest in object detection and its related high-level vision tasks such as semantic/instance segmentation, scene

understanding, and image captioning.



**Kangil Kim** received the B.S. degree in computer science from the Korea Advanced Institute of Science and Technology, Daejeon, South Korea, in 2006, and the Ph.D. degree from Seoul National University, Seoul, South Korea, in 2012. He was a Senior Researcher with the Natural Language Processing Group, Electronics and Telecommunications Research Institute, Seoul, until 2016, and an Assistant Professor with the Computer Science and Engineering Department, Konkuk University, until 2019. He is currently an Assistant Professor with the Electronics

Engineering and Computer Science Department and Artificial Intelligence Graduate School, Gwangju Institute of Science and Technology, Gwangju, South Korea. His research interests include artificial intelligence, evolutionary computation, machine learning, and natural language processing.