

Bridge Networks

Relating Information Bottlenecks through Vector-Symbolic Manipulations

Wilkie Olin-Ammentorp

Department of Medicine, Institute for Neural Computation,
University of California, San Diego
San Diego, CA, USA
wolinammentorp@ucsd.edu

Maxim Bazhenov

Department of Medicine, Institute for Neural Computation,
University of California, San Diego
San Diego, CA, USA
mbazhenov@ucsd.edu

ABSTRACT

Despite rapid progress, current deep learning methods face a number of critical challenges. These include high energy consumption, catastrophic forgetting, dependence on global losses, and an inability to reason symbolically. By combining concepts from information bottleneck theory and vector-symbolic architectures, we propose and implement a novel information processing architecture, the ‘Bridge network.’ We show this architecture provides unique advantages which can address the problem of global losses and catastrophic forgetting. Furthermore, we argue that it provides a further basis for increasing energy efficiency of execution and the ability to reason symbolically.

CCS CONCEPTS

• Insert CCS text here • Insert CCS text here • Insert CCS text here

KEYWORDS

Insert keyword text, Insert keyword text, Insert keyword text, Insert keyword text

ACM Reference format:

FirstName Surname, FirstName Surname and FirstName Surname. 2018. Insert Your Title Here: Insert Subtitle Here. In *Proceedings of ACM Woodstock conference (WOODSTOCK’18)*. ACM, New York, NY, USA, 2 pages. <https://doi.org/10.1145/1234567890>

1 Introduction

Advances in artificial intelligence (AI) have provided a variety of methods to create powerful function approximators, which can be applied to tasks such as image classification and object detection [10, 25]. However, applying these systems to real-world applications such as self-driving cars remains a challenge as deep networks remain inefficient in terms of both data and energy usage when compared to their biological counterparts [15, 17, 22]. These challenges have led to the exploration of new avenues of computing for artificial intelligence, including neuromorphic systems and a renewed interest in symbolic processing or ‘neurosymbolic’ architectures [5, 9, 21].

In general, neuromorphic computing seeks to provide methods for efficient computing in a manner which more closely mimics biology than current methods. This can be accomplished by several

means, including colocation of computing and memory elements and communication through sparse signals such as binary ‘spikes.’ The current challenges in scaling AI beyond current hardware limits have led to an expansion in a number of neuromorphic hardware systems which utilize different principles to accelerate processing [1, 2, 6, 11, 18].

Neurosymbolic AI approaches seek to provide architectural solutions to challenges for deep networks such as data inefficiency and lack of transparency by augmenting connectionist solutions with symbolic reasoning abilities [9]. One goal of this approach is to allow systems to perform ‘less than one shot learning,’ where new classes can be learned with no new training examples. For instance, having learned to recognize horses and rhinoceroses, a neurosymbolic system should be able to recognize a picture of a unicorn given only the knowledge that this new class combines the features of other classes (a horse’s body and rhino’s horn) [24].

Vector-symbolic architectures provide a powerful basis for distributed and neurosymbolic computing. In general, these architectures utilize vectors in a high-dimensional space which can be related to one another through ‘bundling’ and ‘binding’ operations. ‘Bundling’ can be thought of as combining multiple input symbols into a single output symbol. This output remains measurably similar to its inputs and dissimilar to other data points; this is achieved through the high-dimensional space in which the vectors lie [16]. In this work, we utilize the Fourier Holographic Reduced Representation (FHRR) architecture as it is computationally efficient and can be executed efficiently via spiking architectures [8, 19, 20].

Towards the goal of developing an architecture which can utilize both neuromorphic and neurosymbolic principles, in this work we demonstrate a ‘Bridge Network,’ a neurally-inspired architecture which learns to compute via vector-symbolic representations.

2 Results

A Bridge network consists of multiple processing blocks which have access to different input streams. In this work, we demonstrate a two-block network: the first block is responsible for processing visual data, and the second block is responsible for processing label data. When presented with a complete input (image and label), these two blocks learn to jointly predict a ‘fused’ symbolic representation created by bundling the symbols produced from each input. This ‘fused’ representation is a symbol which represents both an image and its associated label. Each block also simultaneously

learns to recreate its own input from the fused symbol, similar to the process of corollary discharge in the brain [3]. We show that by learning to predict this interaction, the two-block network can be trained to both classify and generate images, and has the potential to be adapted for continual learning.

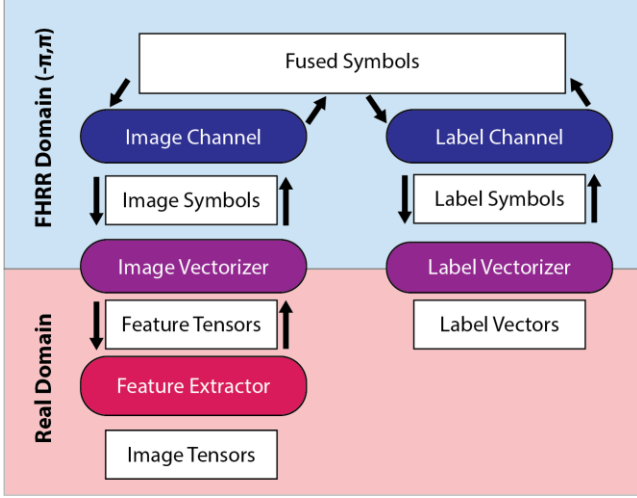


Figure 1: Illustration of the two-block Bridge network used in this work. In this biologically inspired system, external inputs arrive at the bottom and propagate upwards to be processed. Each ‘column’ of the system is dedicated to one input stream. The lower layers extract useful features from this input, and the higher layers learn how the features between inputs relate to one another. A complete input consisting of both label and input can be used to train the system, and an incomplete input (image or label) can be used for inference (classification or image generation).

Each block of a Bridge network is responsible for predicting a ‘downstream’ or ‘output’ symbol given an input, and vice-versa, an input given an output symbol. For example, given an image input, the image block extracts its features using a pre-trained network and randomly projects these data to form a symbol representing this input image. Given this image symbol, the ‘channel’ at the top of the image block learns to add the data which corresponds to the label symbol it expects to see bundled with this image (Figure 1). And, given an output symbol, it learns to remove the data corresponding to the label to reconstruct only the image symbol. Given this operation, the action of each channel functions as an information bottleneck; its purpose is to add or remove the ‘distortion’ it expects to see at its output. This ‘distortion’ is caused by separate, unavailable sources of information being bundled to produce the fused symbol at the output [23]. Losses are local for each channel, as it observes only the distortion produced between its input and output.

In this network, the processes of classification and generation are not trained separately but arise simultaneously from each block learning how its input covaries with the fused symbol. Given only an image, the image block converts it to a symbol as before, and adds to this symbol the information it associates with similar image

inputs. This produces an approximation of what the fused symbol would be given the true label at the other block’s input. Given this approximate fused symbol, the label block removes the image data it associates with a label to recreate the approximate label symbol, creating information which can be used for classification.

Conversely, given only a label, the opposite route through the network can be taken: the label block adds the image information associated to a label, and the image block removes the associated label information to produce a generated image. We demonstrate these inference modes (classification and generation) in Bridge networks which have been trained on either the standard MNIST or Fashion-MNIST (FMNIST) datasets [14, 29].

2.1 Classification

As previously mentioned, a Bridge network performs classification by producing the symbol vector which is most closely associated with a previously-unseen image input. This predicted symbol can be converted to a ‘hard’ label by finding its nearest neighbor in the symbol codebook which encodes labels (see methods). This produces a predicted class for each input image without a label. We find that using a pre-trained feature extractor to produce image symbols, the network’s classification accuracy on the test set reaches $98.9 \pm 0.1\%$ on MNIST and $87.0 \pm 0.1\%$ on FMNIST ($n=5$, dimensionality of vector-symbols $N_D = 1000$). Despite not having classification accuracy directly trained as a loss-related metric in a Bridge network, its performance reaches levels close to the upper limit of a conventional network trained on the same feature extractor (99.1% and 89.5% on MNIST and FMNIST, respectively, Figure 3).

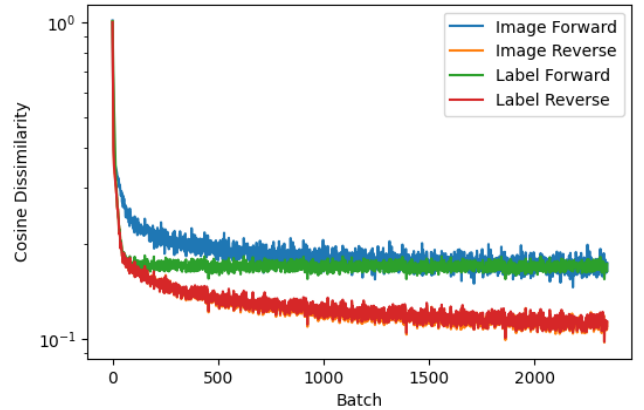


Figure 2: An example training curve for a Bridge network. The local loss on each channel decreases as it learns to approximate the true fused symbol created by bundling both input symbols given only its own input.

This classification performance is dependent on the dimension of the vector-symbol used; to reach good performance levels, the symbol must have a dimensionality which allows it to bundle effectively. To show the importance of effective bundling in a

Bridge network, we compare it to a control network which does not use a well-defined bundling operator and simply sums symbols on the positive real domain together.

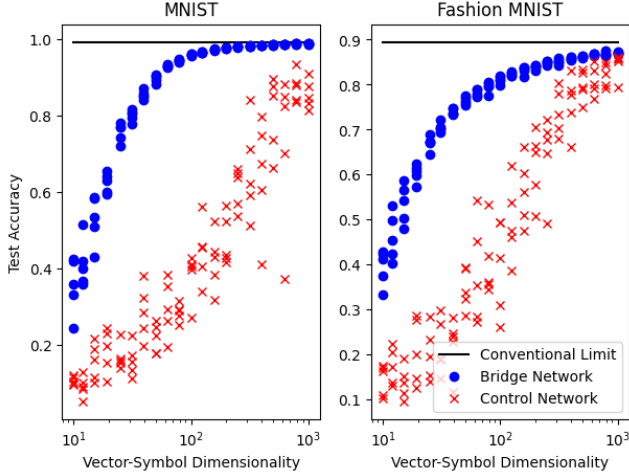


Figure 3: Bridge network performance on test-set classification after 5 epochs of training. Good performance which reaches the levels of a conventional network (black line) is dependent on using vector-symbols which have sufficiently high dimensionality and a well-defined bundling function (control networks use the same architecture but no VSA operations).

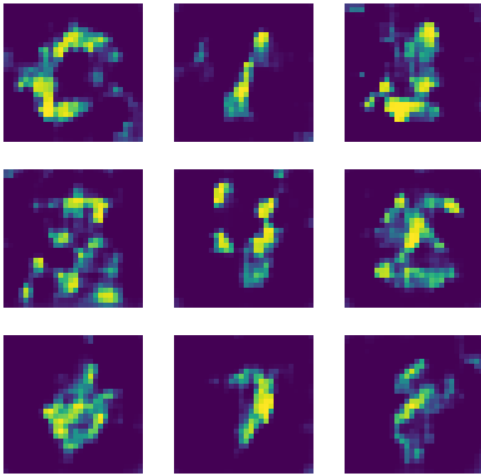


Figure 4: Examples of digits generated from a Bridge network. Digits contain the major modes of the underlying class but are otherwise currently of low visual quality.

2.2 Generation

In a Bridge network, image generation is another form of inference in which the image symbol is predicted given a label symbol, rather than vice-versa. Backwards operations are also available for the

image vectorizer and feature extractor (Figure 1), which allows a full image to be reconstructed. The obtained images are not of high enough quality to fool a human observer (Figure 4), could prove useful for methods to prevent catastrophic forgetting via generative replay. This point is discussed in further in section 3.1.

2.3 Mixture of Experts

A series of Bridge networks can be effectively used to create a continual learning system operating via a mixture of experts. In this scenario, all learning tasks are not taught to the network at once, but are presented separately across time. This creates a situation in which conventional networks will undergo catastrophic forgetting [13]. In this scenario, we perform a class-incremental task by training a separate model for each individual pair of classes in the corresponding dataset (e.g. one model for digits 0-1 in MNIST and another model to distinguish between shoes and T-shirts in FMNIST) [28]. Individually, each model can attain a maximum of 20% overall accuracy, and the challenge becomes how to identify which model is the most useful to predict a previously-unknown input.

In an ensemble of Bridge networks, the most useful model for an unknown input can often be identified by simply seeing which model's image channel creates an output symbol which is most dissimilar to its input symbol. The channel uses a residual which by default approximates the identity function [12]. Training on a specific set of data causes the function to diverge the most for these specific inputs, giving it a measurable expertise (Figure 5).

A mixture of expert Bridge networks operating in this manner reach an ensemble accuracy of 87.6% on the MNIST task and 61.1% on FMNIST.

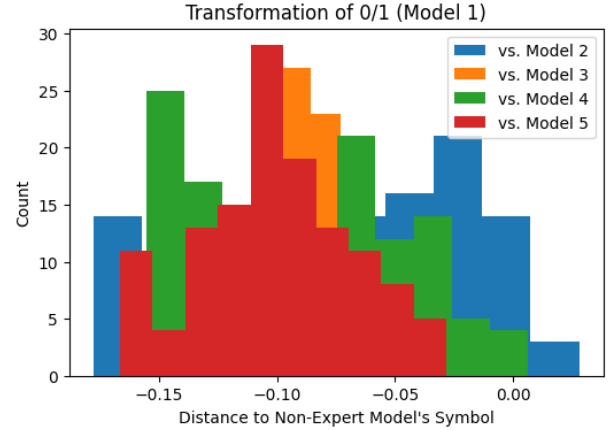


Figure 5: Histogram of the magnitude of transformation (measured by cosine similarity) provided by non-expert models in an ensemble compared to the expert model. The larger transformation provided by the expert model allows it to be identified as the correct system to provide a prediction.

3 Discussion

Bridge networks compute using an architecture which is greatly different from conventional deep networks designed for tasks such as image classification and generation. Bridge networks learn the relationships between different data streams represented by vector-symbols, and in doing so can learn to classify and generate images; these two different tasks merely become different aspects of predicting missing information. This shift in architecture allows Bridge networks to learn using local losses and in a biologically-inspired manner, in which information flows from a variety of external sources to be incorporated into internal representations [3].

3.1 Continual Learning

The representation of information via a common vector-symbolic basis in the inner layers of a Bridge network also provides a rich basis for comparing models. For example, we have demonstrated that in a series of models being used on an unknown task, the model with the highest expertise on a classification can often be identified by selecting the one which makes the largest transformation. This provides a simple method for continual learning at the cost of using multiple models.

However, it is likely that as each model contains the ability to re-generate inputs, multiple models can be distilled together or trained incrementally using generative replay. In other works, it has been reported that even small amounts of low-quality replay can greatly ease catastrophic forgetting, providing a further basis for natural continual learning processes in Bridge networks [26, 27].

3.2 Neurosymbolic Computing

The representation of information in the form of a vector-symbol potentially allows Bridge networks to interoperate with a number of complementary vector-symbolic methods and architectures. These methods can provide powerful symbolic reasoning techniques, such as factoring an image into its component pieces [7]. Integrating these methods with Bridge networks could provide a path towards neurosymbolic networks which can both learn from data and symbolically reason.

3.3 Multisensory Integration

The results shown in this work currently use a two-channel Bridge network. However, bundling of more than two symbols can be highly effective, and there on this basis there is no reason why more sensory channels cannot be added to provide the integration of a larger number of input streams, such as sound.

4 Conclusion

In this work, we have demonstrated the viability of an alternative network architecture. In this architecture, information from external sources is transformed into a symbol defined by a vector-symbolic architecture, the Fourier Holographic Reduced Representation. Symbols produced by different inputs can then be bundled to provide another symbol representing all inputs combined. Each information source in the Bridge network learns to

predict this fused symbol given only its own input. This self-predictive act is close to many biologically relevant phenomena and provides an effective basis for executing tasks such as image classification. Furthermore, we believe the unique features of Bridge networks allows them to be extended in future works to address catastrophic forgetting, symbolic reasoning, and more.

5 Methods

5.1 Feature Extractor

All networks were built in Tensorflow 2.4.1 with Python 3.8.5. The full code and environment required for the results are publicly available at https://github.com/wilkieolin/bridge_networks. The architecture to the convolutional feature extractor and its inverse upsampler is given in **Error! Reference source not found.** This network was constructed as an autoencoder and trained to recognize and generate characters from a separate dataset, Kuzushiji MNIST (KMNIST) [4]. Classification was done by adding an additional dense layer (1600x10) at the network's latent space to predict a class label given the extracted features. Classification accuracy reached 92.2% on the KMNIST test set after training for 6 epochs. The weights of the feature extractor and image constructor were then frozen after training and used in inference mode within the MNIST and FashionMNIST bridge networks.

5.2 Image & Label Vectorizers

Tensors of image features calculated from the pre-trained feature extractor exist on the positive real domain, and were converted to the domain used by the FHRR VSA by random projection, a 3σ batch normalization, and clipping. This transforms the inputs on the domain $(0, \infty)$ to have 99% of inputs fall within the domain $[-1, 1]$ and the remainder of extreme values clipped within this domain. The reverse operation is accomplished by inverting the batch-normalization process and multiplying the resulting output by the random projection's pseudoinverse.

Vectors of integral image labels were converted to FHRR VSA symbols via codebook: each class is assigned a random hypervector symbol to represent it in the FHRR domain. Small amounts of noise can be added to this symbol to prevent network overfitting.

5.3 Channels

Channels are identical for different inputs and consist of two networks performing a forward and reverse transform. The forward and reverse networks are each a single residual block, consisting of a hidden dense layer and an output layer which adds the hidden layer's output and the equally-sized input. The residual block is used here as it approximates the identity function by default: if there is no mutual information between the input channels, the channel will ideally produce the identity function. Otherwise, the forward channel will learn to add the information which it expects to see from the other channel, and the reverse channel will learn to remove it. During training of the 2-channel Bridge networks demonstrated above, these channels are the only portions of the network being

trained via backpropagation; all other blocks are frozen (feature extractors) or static/internally training (image vectorizer).

ACKNOWLEDGMENTS

Acknowledgement. This work was supported by NIH T-32 Training Grant, the Lifelong Learning Machines program from DARPA/MTO (HR0011-18-2-0021) and ONR (MURI: N00014-16-1-2829).

REFERENCES

- [1] Akopyan, F. et al. 2015. TrueNorth: Design and Tool Flow of a 65 mW 1 Million Neuron Programmable Neurosynaptic Chip. *IEEE Transactions on Computer-Aided Design of Integrated Circuits and Systems*. 34, 10 (2015), 1537–1557. DOI:<https://doi.org/10.1109/TCAD.2015.2474396>.
- [2] Bohnstingl, T. et al. 2019. Neuromorphic Hardware learns to learn. (2019), 1–20.
- [3] Buzsáki, G. 2019. *The Brain from Inside Out*. Oxford University Press.
- [4] Clanuwat, T. et al. 2018. Deep Learning for Classical Japanese Literature. *NeurIPS 2018* (2018), 1–8. DOI:<https://doi.org/10.26076/00000341>.
- [5] Davies, M. et al. 2021. Advancing Neuromorphic Computing With Loihi: A Survey of Results and Outlook. *Proceedings of the IEEE*. (2021). DOI:<https://doi.org/10.1109/JPROC.2021.3067593>.
- [6] Davies, M. et al. 2018. Loihi: A neuromorphic manycore processor with on-chip learning. *IEEE Micro*. 38, 1 (2018), 82–99.
- [7] Frady, E.P. et al. 2020. Resonator networks for factoring distributed representations of data structures. (2020), 1–20.
- [8] Frady, E.P. and Sommer, F.T. 2019. Robust computation with rhythmic spike patterns. *Proceedings of the National Academy of Sciences*. 116, 36 (2019), 18050–18059. DOI:<https://doi.org/10.1073/pnas.1902653116>.
- [9] Garcez, A. d'Avila and Lamb, L.C. 2020. Neurosymbolic AI: The 3rd Wave. (2020), 1–36.
- [10] Goodfellow, I. et al. 2016. *Deep Learning*. MIT Press.
- [11] Groeneveld, P. 2020. Wafer Scale Interconnect and Pathfinding for Machine Learning Hardware (Invited). *Proceedings of the Workshop on System-Level Interconnect: Problems and Pathfinding Workshop* (New York, NY, USA, 2020).
- [12] He, K. et al. 2016. Deep residual learning for image recognition. *Proceedings of the IEEE Computer Society Conference on Computer Vision and Pattern Recognition*. 2016-Decem, (2016), 770–778. DOI:<https://doi.org/10.1109/CVPR.2016.90>.
- [13] Kemker, R. et al. 2018. Measuring catastrophic forgetting in neural networks. *32nd AAAI Conference on Artificial Intelligence, AAAI 2018*. (2018), 3390–3398.
- [14] LeCun, Y. et al. 2010. MNIST handwritten digit database. *ATT Labs [Online]*. Available: <http://yann.lecun.com/exdb/mnist>. 2, (2010).
- [15] Lin, S.C. et al. 2018. The architectural implications of autonomous driving: Constraints and acceleration. *ACM SIGPLAN Notices*. 53, 2 (2018), 751–766. DOI:<https://doi.org/10.1145/3173162.3173191>.
- [16] Neubert, P. et al. 2019. An Introduction to Hyperdimensional Computing for Robotics. *KI - Künstliche Intelligenz*. 33, 4 (2019), 319–330. DOI:<https://doi.org/10.1007/s13218-019-00623-z>.
- [17] Parisi, G.I. et al. 2019. Continual lifelong learning with neural networks: A review. *Neural Networks*. 113, (2019), 54–71. DOI:<https://doi.org/10.1016/j.neunet.2019.01.012>.
- [18] Pei, J. et al. 2019. Towards artificial general intelligence with hybrid Tianjic chip architecture. *Nature*. 572, 7767 (2019), 106–111. DOI:<https://doi.org/10.1038/s41586-019-1424-8>.
- [19] Plate, T. 1995. Holographic Reduced Representations. (1995).
- [20] Schlegel, K. et al. 2020. A comparison of Vector Symbolic Architectures. (2020).
- [21] Schuman, C.D. et al. 2017. A Survey of Neuromorphic Computing and Neural Networks in Hardware. (2017), 1–88.
- [22] Schwartz, R. et al. 2020. Green AI. *Communications of the ACM*. 63, 12 (2020), 54–63. DOI:<https://doi.org/10.1145/3381831>.
- [23] Schwartz-Ziv, R. and Tishby, N. 2017. Opening the Black Box of Deep Neural Networks via Information. (2017), 1–19.
- [24] Sucholutsky, I. and Schonlau, M. 2020. ‘Less than one’-shot learning: Learning N classes from M<N samples. *arXiv*. (2020).
- [25] Tan, M. et al. 2020. EfficientDet: Scalable and Efficient Object Detection. (2020), 10778–10787. DOI:<https://doi.org/10.1109/cvpr42600.2020.01079>.
- [26] van de Ven, G.M. et al. 2020. Brain-inspired replay for continual learning with artificial neural networks. *Nature Communications*. 11, 1 (2020). DOI:<https://doi.org/10.1038/s41467-020-17866-2>.
- [27] van de Ven, G.M. and Tolias, A.S. 2018. Generative replay with feedback connections as a general strategy for continual learning. April (2018), 1–17.
- [28] van de Ven, G.M. and Tolias, A.S. 2019. Three scenarios for continual learning. (2019), 1–18.
- [29] Xiao, H. et al. 2017. Fashion-MNIST: A novel image dataset for benchmarking machine learning algorithms. *arXiv*.