

Is this Harmful? Learning to Predict Harmfulness Ratings from Video

Johan Edstedt¹ Johan Karlsson² Francisca Benavente²
 Anette Novak² Amanda Berg¹ Michael Felsberg¹

¹Computer Vision Laboratory, Linköping University ²Statens Medieråd

¹firstname.lastname@liu.se ²firstname.lastname@statensmedierad.se

Abstract

Automatically identifying harmful content in video is an important task with a wide range of applications. However, due to the difficulty of collecting high-quality labels as well as demanding computational requirements, the task has not had a satisfying general approach. Typically, only small subsets of the problem are considered, such as identifying violent content. In cases where the general problem is tackled, rough approximations and simplifications are made to deal with the lack of labels and computational complexity. In this work, we identify and tackle the two main obstacles. First, we create a dataset of approximately 4000 video clips, annotated by professionals in the field. Secondly, we demonstrate that advances in video recognition enable training models on our dataset that consider the full context of the scene. We conduct an in-depth study on our modeling choices and find that we greatly benefit from combining the visual and audio modality and that pretraining on large-scale video recognition datasets and class balanced sampling further improves performance. We additionally perform a qualitative study that reveals the heavily multi-modal nature of our dataset. Our dataset will be made available upon publication.

1. Introduction

Identifying harmful content in motion picture is a well-established field. Motion picture rating systems are used in many countries, with the most well-known being the Motion Picture Association (MPA) system in the United States. In all these systems, to the best of our knowledge, ratings are set by human expertise alone. In practice, this means that one or more professional classifiers make a joint decision for each movie, based on a (perhaps loose) set of guidelines. What constitutes harmful content may include factors such as violence, sexual content, and horror.

Automatic detection and classification/rating of harmful



Figure 1: A scene from the trailer of *The Untamed* (2016). Is this content harmful? And for who in that case? Assessing this is not an easy task. To tackle this we create a dataset with professionally labeled clips based on the Swedish film classification system. We show that models trained on our dataset learn complex and abstract notions of harmfulness, making progress towards learning general notions of harmful content in video.

content has, however, so far mostly been directed at detecting specific forms of harmful content in videos. Such approaches fall short in cases outside their area of detection and may fail to provide nuance to their predictions. We believe that there are multiple reasons for this. MPA and other ratings are typically provided for feature film, and this content is typically under strict copyright laws which prevent open-source datasets for the public. Further complications arise from the extreme sparsity of the labels, for a typical film of 1.5 hours we may estimate approximately 10^5 frames of content. This makes modern end-to-end methods impossible to train in practice and requires rough simplifications, e.g., by only considering dialogue. While such simplifications may yield good results on simple tasks, they fail to capture a general understanding of what constitutes harmfulness. Therefore, a fine-grained dataset for harmful

content detection is sorely needed.

For these reasons, we construct a high-quality large-scale video dataset based on ~4000 video clips of length 10 seconds with labels based on the Swedish film classification system, labeled by professional film classifiers. We then perform a thorough study of methods for video recognition on our dataset. We additionally perform an extensive qualitative study, where we show that our trained models have an abstract and general understanding of harmful content, but also highlight the complexity of the task and the importance of utilizing both the audio and visual modality of the data.

Our contributions are as follows:

1. We provide an open-source professionally labeled fine-grained dataset for harmful content detection, based on the Swedish film classification system.
2. We conduct in-depth studies of video recognition models utilizing both modalities of our data. We additionally propose a novel evaluation metric.
3. We conduct a qualitative study, empirically investigating the interaction between the audio and visual modalities on our dataset.

2. Related Work

Defining Harmfulness: Is violence harmful? Is nudity harmful? Is horror harmful? And to what degree should different factors impact the rating? Such judgements are difficult to make for a layperson. To this end we adapt the Swedish film classification system as the base for our dataset and work with professional classifiers for our labeling.

The Swedish film classification system is set with the well-being of children as the main goal and is regulated under Swedish law. The term well-being is the same that is used in UN:s Convention on the Rights of the Child [2], which states that children have the right to take part of information, as well as a right to be protected from content that can be harmful to their well-being.

Harmful content is then defined as content that may elicit anxiety, fear, or other detrimental effects in children. The ratings, however, are not recommendations and do not reflect whether the film is appropriate or suitable for a certain age group. Religious, political, or moral attitudes are not taken into account when deciding the age ratings [21]. To be able to determine these ratings, Swedish film classifiers typically have backgrounds in child psychology or similar fields, and screenings of films are regularly shown to children to gain a better understanding of what constitutes harmful content.

The system does not have a fixed set of instructions from which an objective rating can be set. This means that the

Rating	Approximate guideline
BT	Does not contain any seriously frightening content. Events such as frightening noises and high-paced shot-transitions may be sufficient to warrant a higher rating. May contain light-hearted thrilling scenes, and playful violence.
7+	May contain scenes with mild action elements such as fighting and shooting, as well as mildly frightening scenes and scary effects in, e.g., cartoons.
11+	A clear emphasis is placed on realism and personal identification with the content. Less realistic scenes with more pronounced violence may receive a lower rating than a more realistic and personally relatable counterpart.
15+	Detailed violence, large amounts of blood, and suffering are typically factoring in determining this rating. Highly threatening and strongly anxiety inducing scenes as well as depictions of sexual abuse also belong to this rating.

Table 1: An overview of the Swedish rating system. The system is comprised of 4 ratings, BT (all ages), 7+ (restricted to 7 years and older), 11+ (restricted to 11 years and older), and 15+ (restricted to 15 years and older).

rating cannot be set by a novice. In comparison to the typically straightforward classification tasks in computer vision, this makes our labeling setting more complex and challenging. Furthermore, our chosen system specifically classifies harmfulness, and not other confounding factors such as appropriateness which is taken into account in, e.g., MPA ratings [15].

While no exact guidelines exist for classifying harmfulness in the Swedish system, we provide an approximate guideline to give an intuition for the reasoning behind different ratings in Table 1. Note that these guidelines are reductive and do not cover the full spectrum of harmful content. For nuance, we refer to Andersson *et al.* [36] who provide a more complete discussion.

Detecting Harmful Content in Video: Early work in harmful content detection focused on handcrafted ways of identifying violence or other harmful specific types of harmful content in video. Shot activity and shot length [31], flame detection, blood detection, and burst sounds [23] could be used. Later works focused on handcrafted feature extraction combined with support vector machines [1, 12, 32], or Bayesian networks [13]. Recent works [6, 7, 19, 34, 28, 18], incorporate deep learning methods and move away from handcrafted features. These methods

are all restricted in the sense that they only detect certain forms of harmful content. In contrast to these works, we do not restrict ourselves to a specific form of harmful content.

Closer to our approach is directly predicting harmfulness with respect to an established rating system. Interestingly and somewhat surprisingly, this approach has received far less attention from the research community. In a recent work, Shafaei *et al.* [27] predicts the MPA rating for movies based on the movie script. Mohamed and Ha [22] similarly predict the MPA and British Board of Film Classification (BBFC) ratings based on transcribed dialogue. While they show impressive results, it could be argued that ignoring the visual modality as well as environmental and musical elements of the soundtrack, greatly hampers a true understanding of what is harmful. In contrast to these works we make full use of both the visual and audio modality. Papadamou *et al.* [25] construct a dataset with MPA-inspired labels from YouTube videos to identify inappropriate content. However, they restrict their model to a set of hand-picked features from the video. Additionally their labeling process is not performed by experts. In contrast, our dataset is professionally labeled. Additionally, we argue that the system we use for classifying harmfulness is in itself an improvement over systems as the MPA, as such systems often confound harmfulness with *appropriateness*. What constitutes inappropriate content may vary between countries. This may, e.g., include sexual content, swearing, or other morally objectionable behavior. Since such assessments are less objective, they may fail to generalize to a larger setting. In comparison, our chosen system is less subjective and emphasizes the well-being of the child over the morals of adults.

Large Scale Video Recognition: Recently the general task of video recognition has received much attention in the literature. Thanks to more powerful hardware and large datasets such as the large-scale human activity recognition dataset Kinetics-400 [4], previous handcrafted methods have been increasingly outperformed by end-to-end spatiotemporal neural networks [4, 30, 10]. In this work, we will leverage progress in this direction and finetune models pretrained on Kinetics-400 on our dataset which has previously shown to increase performance on a range of video datasets [4].

The audio modality has also recently received increased attention, with datasets such as EPIC-KITCHENS [8, 9] and VGGSound [5]. While the audio modality is more useful on those datasets (in VGGSounds partly due to the constrained data collection process), incorporating audio still only give modest improvements compared to only using visual content, and using only the audio modality generally performs worse than the corresponding visual modality [16]. In contrast, we will show that the audio modality is just as important as the visual modality for our dataset, and by an exten-

sive qualitative study, we will provide intuition for why.

3. Method

3.1. Models

We experiment with both audio and visual modalities. For the visual modality, we leverage the recently proposed SlowFast [10] networks. These networks use a fast and a slow branch to capture the full temporal dynamics of video. We use an 8x8 50-layer model, pretrained on the Kinetics-400 dataset. For the audio modality, we use a standard ResNet [14] model with 18 layers pretrained on Kinetics-400. As input, we use log mel-scaled spectrograms, which have previously been shown to perform well [26]. Finally, we experiment with different kinds of fusion of our unimodal models, which we discuss below.

Fusing Video and Audio Predictions: We will primarily consider two simple models of fusing labels. We may either assume that the visual and audio modality produce independent predictions, which results in:

$$p_{\theta}(y|x) \propto p_{\theta}(y|x_{\text{visual}})p_{\theta}(y|x_{\text{audio}}), \quad (1)$$

where $p_{\theta}(y|x)$ is the model predictive distribution over ratings y given the video clip x . This model is attractive as the information conveyed by the visual and audio modality is of different/independent character. However, if the predictions are strongly correlated this model will produce biased and overconfident predictions. We may alternatively consider a model where we assume that the models are completely correlated with some independent noise attached to their predictions. This results in:

$$p_{\theta}(y|x) \propto p_{\theta}(y|x_{\text{visual}}) + p_{\theta}(y|x_{\text{audio}}). \quad (2)$$

Compared to the previous assumption this model will not be overconfident, however, it may worsen results in cases where most label-related information is contained in a single modality.

More advanced methods have been recently proposed, whereby visual and audio information is fused iteratively inside a single joint network. For some recent works see, e.g., [16, 33, 35]. In this work, we will simply consider a multi-layer perceptron (MLP) which is fed the concatenated output predictive distribution of both modalities. We additionally preprocess its input by converting the probability distributions to log probabilities. From empirical observation, we select a 1 hidden layer MLP with a ReLU activation function.

3.2. Training and Testing Details

Video: To train our visual models, we first sample 32 frames with a fixed stride of 7 between each frame. We then resize the height to be 256. We use random scaling in

the range $[3/4, 4/3]$ and crop the images to 224×224 . At test time we do not use random scaling, we center crop the images to 256×256 , and use two clips.

Audio: For the audio modality, we first calculate power spectrograms with Hann windowed Fourier transforms of 32ms and a 16ms hop length. We then convert the spectrograms to log mel-scaled spectrograms with 128 mels in the range 20-15000 Hz. These are then normalized by the empirical mean and standard deviation of the dataset. We use a modified version of SpecAugment [26] where frequency and time blocks of the spectrogram are randomly masked. Note that we do not use the time-warping augmentation used in SpecAugment. We additionally perform a similar sub-clipping strategy as for our visual models where we select clips of length 5 seconds. At test time we use the entire sequence, and do not use SpecAugment.

Fusion MLP: For our fusion MLP we perform two-stage training, first training the respective video and audio models independently, and then training the MLP for the same amount of steps.

General: We use the Kullback–Leibler (KL) divergence between the empirical label distribution and the predicted distribution as our loss function. In experiments where we sample a single label, we use the cross-entropy loss, which is equivalent to KL divergence in the one-hot case. For all models, we use a batch size of 16 with an SGD optimizer with 0.9 momentum and a fixed learning rate of 10^{-3} . We train for 1100 steps. We run all our experiments on a single RTX 6000 GPU.

4. Dataset

4.1. Data Acquisition

We acquire our data from two Swedish film distributors. The data consists of hundreds of recently released film trailers. Trailers were manually gathered to ensure the quality of the data. All trailers were downloaded in at least 720p quality. We then performed a very simple clipping process where each trailer is divided into 10-second disjoint clips. These clips are given hash names and are then sent in random order to two professional film classifiers, i.e., each clip is seen by two people. Our final label is then the empirical distribution resulting from the two labels. In addition to providing the original clips with labels, we additionally provide a converted version where each clip is converted into a set of images, an audio file, and a precomputed log mel-scaled [29] spectrogram. Upon publication, our dataset will be made public.

We label the dataset twice for multiple reasons. The main reason is to ensure that our dataset is consistent and unbiased. This is important since it may be difficult for a layperson to judge whether the labels are accurate or not.

Furthermore, this closely corresponds to the procedure used to classify films for the Swedish market, where two classifiers are required by law to make a joint decision. In this way, the data collection stays as close as possible to the working process that the classifiers are used to.

Furthermore, by providing an additional label we may refine the dataset by relabelling samples with disagreement. An alternative method would be to train models on the dataset and reassess all labels which the model and label disagree [3, 24]. However, this method requires the trained models to be extremely accurate which is difficult to achieve. In contrast to such a method, our data collection additionally provides the classifiers with direct feedback which makes the labeling procedure self-improving. While we do not evaluate on a refined dataset in this work, we will provide it at time of publication.

4.2. Data Description

We choose film trailers for multiple reasons. An obvious reason is that it is not legal to distribute full feature films without holding rights, and acquiring rights is prohibitively expensive. Trailers are not subject to such harsh copyright restrictions, and by making an agreement with two Swedish film distributors we were able to gain access to their trailers for research purposes. Trailers do additionally have multiple features that make them suitable for our purposes. Trailers have less frame-to-frame correlation than full feature film since shots in trailers are typically much shorter than the full-length counterparts. This allows us to provide a richer dataset without having to use massive amounts of data, and without having to resort to complicated content mining. Furthermore, trailers tend to have a higher frequency of dramatic scenes, this eases some issues with unbalanced data since the data would otherwise risk being extremely unbalanced toward the BT class. We note that ratings for full feature films are often sparsely generated, i.e., that ratings are often determined by a few short sequences that make up a small percentage of the film. The dataset contains multiple spoken languages, with the most prominent languages used being Swedish, English, French, and Arabic. We do not provide additional translations or subtitle files. However, subtitles may exist as hardcoded texts in the video files. In Figure 2a we show the class distribution of our labels. The dataset is unbalanced towards the BT label. This is directly related to the task itself. In Figure 2b a comparison to the official statistics from Statens Medieråd can be seen [20]. We see a slight shift towards higher ratings when performed on full trailers. This may be due to several reasons. The official statistics come from a wider range of distributors, which may have more harmful content. It is also likely that a trailer that receives a high rating contains clips that would have received a lower rating judged by their own, but the opposite is unlikely. Hence

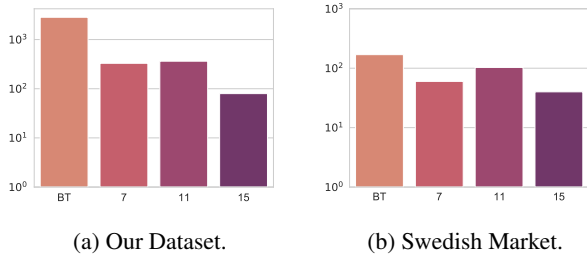


Figure 2: Rating distribution of our created dataset compared to the distribution in the Swedish market for trailers. Height represents the number of clips/trailers with a certain rating.

the rating naturally increases for longer sequences.

4.3. Evaluation

We partition the data into training, validation, and test sets with 70%, 10%, and 20% of the total data respectively. These partitions are constructed in such a way that all clips from the same trailer are assigned to the same partition. This ensures that there is no data leakage from the test set to the training set. The test set is used for evaluation.

Choosing an appropriate evaluation metric is a non-trivial task since our dataset contains stochastic labels and is inherently unbalanced, with the BT rating being the most common. Furthermore, the labels are topologically related which should be considered when measuring the error. With these considerations in mind, we propose the *class Euclidean distance* (cED) as our main evaluation metric, which we define as:

$$cED(p_\theta(y|x), D) = \frac{\mathbf{E}_{x \sim D} [\|\mu_p - \mu_{p_\theta}\| p(y|x)]}{\mathbf{E}_{x \sim D} [p(y|x)]}, \quad (3)$$

where D is the dataset distribution, $p(y|x)$ is the distribution of the age restriction labels y given the video clip x , $p_\theta(y|x)$ is the model prediction given x , and $\mu_p = \mathbf{E}_{y \sim p(y|x)} [y]$. In practice we must of course replace the expectations over the dataset distribution with the empirical observations and instead calculate the empirical risk. We map the BT label to 3 for metric calculations.

Our metric has the benefit of being frequency agnostic while retaining the inherent geometric relations of the labels. The metric is additionally invariant to the spread of the predicted distribution. An alternative would be to calculate a p-Wasserstein distance, which considers the spread of the distribution. We however chose this simpler distance in part due to its intuitive interpretation. For example, if $cED(7+) = 4$, it can be interpreted as that the average error is 4 years whenever 7+ is present. We may additionally note that for deterministic labels, our metric coincides with the multi-class generalization of the *Mean absolute error* (MAE) metric, commonly used in, e.g., age estimation [17, 11].

	BT	7+	11+	15+	Mean
Human Labels	0.11	1.37	0.89	1.16	0.88

Table 2: Label uncertainty, acquired by comparing the labels from one classifier to the label distribution. Since two classifiers label the dataset this metric is necessarily symmetric. Measured in cED (lower is better).

We may further simplify the metric into the *mean class Euclidean distance* (mED) by taking the mean over all the classes. This makes model comparison simpler while sacrificing some of the granularity of the cED metric. In Table 2 we present the intrinsic uncertainty in our data by the class Euclidean distance. This gives us a reasonable human-level performance indicator. Performing better than this could be considered superhuman performance. Note that the BT label is, in general, the simplest to label correctly, perhaps owing to that it is often marked by the absence of harmful content, while the other labels must distinguish between different forms of harmfulness.

Performing better than this could be considered superhuman performance. Note that the BT label is, in general, the simplest to label correctly, perhaps owing to that it is often marked by the absence of harmful content, while the other labels must distinguish between different forms of harmfulness.

5. Results

In this section, we present results on our dataset. All reported numbers are taken as the average of three runs with different random seeds, with an unbiased estimate of the standard deviation.

5.1. Ablative Study

We perform an ablative study of our modeling decisions. Specifically, we investigate the effect of pretraining and class-balanced sampling. Results are presented in Tables 3 and 4.

Pretraining: We compare models pretrained on the larger dataset Kinetics-400 to models training from scratch on our dataset. We find that for the visual models, pretraining gives a large boost in performance. However, for the audio models, we find that the representations do not generalize as well to our dataset, however giving a small boost in performance when combined with class balanced sampling. We believe that the audio representations learned from Kinetics may fail to generalize to our setting since we are often interested in environmental noise or soundtracks while there is little use for such information for action recognition.

Class Balanced Sampling: We find that class balanced sampling greatly increases performance for the visual modality. For the audio modality, we find mixed results, with performance increasing for pretrained networks while decreasing for networks trained from scratch. For both modalities, we find that the benefits of class balanc-

	cED↓				
	BT	7+	11+	15+	Mean
Baseline Visual	1.05±0.3	3.24±0.4	7.83±0.7	11.30±1.0	5.86±0.4
Baseline Visual + PT	1.47±0.2	2.46±0.0	4.82±0.2	8.35±0.4	4.27±0.1
Baseline Visual + CB	4.41±0.9	2.33±0.4	3.30±0.6	5.56±0.4	3.90±0.1
Baseline Visual + PT + CB	2.21±0.2	2.40±0.2	3.64±0.3	4.62±0.3	3.21±0.1

Table 3: Ablation study over the effect of pretraining (PT) and class balanced sampling (CB) on performance for the visually based model. Performance measured in cED (lower is better).

	cED↓				
	BT	7+	11+	15+	Mean
Baseline Audio	2.43±0.5	2.66±0.2	3.96±0.6	5.52±0.3	3.64±0.1
Baseline Audio + PT	0.98±0.0	3.00±0.0	5.48±0.4	7.86±0.9	4.33±0.3
Baseline Audio + CB	2.94±1.4	2.53±0.3	4.33±1.6	6.12±3.3	3.98±0.8
Baseline Audio + PT + CB	3.34±0.4	2.33±0.3	3.06±0.2	4.43±0.2	3.29±0.1

Table 4: Ablation study over the effect of pretraining (PT) and class balanced sampling (CB) on performance for the audio based model. Performance measured in cED (lower is better).

ing and pretraining are additive and hence are best used together.

5.2. Using Randomly Sampled Labels vs Probabilistic Labels

Here we investigate the effect of randomly sampling a single label at dataset instantiation, instead of retaining all labels as a distribution. This corresponds to a dataset with no overlap in the labeling process. Our results are presented in Tables 5 and 6. From our results, it is clear that the probabilistic labels provide additional cues for the models to learn from during training.

5.3. Late Fusion of Video and Audio

Given the predictions of our single modality models, we now combine their predictions. In Table 7 we present our results. We observe that the independence assumption outperforms the averaging strategy significantly. This further indicates that there is independent information in the audio and visual modality of the data, which should not come as a surprise. Perhaps more surprising is that the more complex MLP model is only able to outperform the averaged fusion model, even though the MLP would only need to model a simple summation over the modalities to perform the same as the independent fusion model.

5.4. Qualitative Results

Here we show challenging clips from the dataset and the corresponding predictions from the trained models. We additionally showcase a failure case as well as a clip where it is unclear if an objective way to label exists. To compare predictions we selected a single trained model for both modalities. We additionally provide the fused predictions.

Example 1: In this clip (see <https://youtu.be/8LQAPED-7zA>) from the trailer of *The Deep* (2012), a boat has capsized with crew members trying not to drown. Both models manage to predict the 11+ rating.

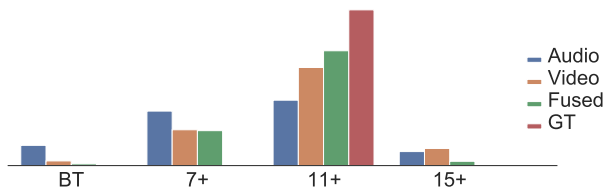


Figure 3: Predictions for Example 1.

Example 2: In this clip (see <https://youtu.be/GrMXRRxrGeI>) from the trailer of *Discarnate* (2018), the monster of the movie is introduced. The audio is frightening and the visual content is disturbing. Both modalities accurately predict the rating to be between 11+/15+.

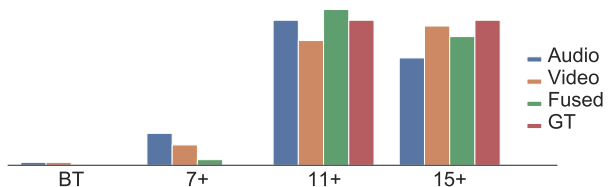


Figure 4: Predictions for Example 2.

Example 3: In this very challenging scene (see <https://youtu.be/4-sAYL67y3M>) from the trailer of *A Second Chance* (2014), no direct violence or horror is present. However, there is a tense mood and the scene could per-

	cED↓				Mean
	BT	7+	11+	15+	
Ours Visual, Sample	2.16±0.2	2.40±0.0	4.06±0.4	6.32±0.5	3.73±0.2
Ours Visual, Distribution	2.21±0.2	2.40±0.2	3.64±0.3	4.62±0.3	3.21±0.1

Table 5: Study of the effect of randomly sampling a single training label instead of using the empirical distribution. Performance measure in cED (lower is better).

	cED↓				Mean
	BT	7+	11+	15+	
Ours Audio, Sample	3.27±0.6	2.30±0.0	3.33±0.7	5.66±0.9	3.64±0.3
Ours Audio, Distribution	3.34±0.4	2.33±0.3	3.06±0.2	4.43±0.2	3.29±0.1

Table 6: Study of the effect of randomly sampling a single training label instead of using the empirical distribution. Performance measure in cED (lower is better).

	cED↓				Mean
	BT	7+	11+	15+	
Ours, Averaged	2.77±0.3	1.91±0.1	3.04±0.3	4.48±0.2	3.05±0.0
Ours, MLP	2.05±0.2	2.07±0.1	3.16±0.1	4.59±0.3	2.97±0.1
Ours, Independent	1.45±0.3	2.59±0.1	3.36±0.5	3.83±0.2	2.81±0.0

Table 7: Study over the effect of fusion method over visual and audio modalities. Measured in cED (lower is better).

haps be considered to contain harmful content. While the human labels annotate the scene as BT, the models indicate an inherent uncertainty in the harmfulness.

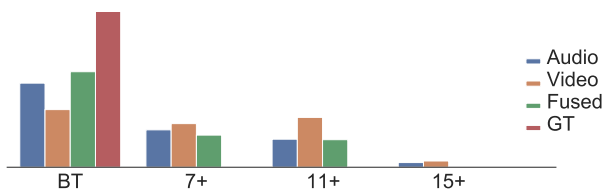


Figure 5: Predictions for Example 3.

Example 4: Here we show a rare failure case. In this scene (see <https://youtu.be/FwavMLS0tv4>) from the trailer of *City State* (2011), a naked man is threatened with a rifle. However, both the visual and audio models underestimate the harmful content in this clip.

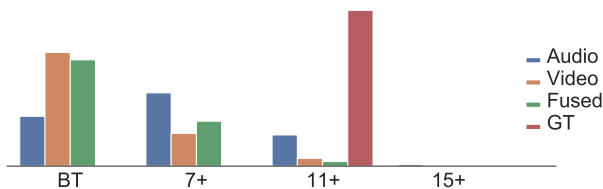


Figure 6: Predictions for Example 4.

5.5. Modality Matters

An interesting topic is that of evaluating what kinds of harmful content can be detected from the visual modality but not the audio modality and vice versa. Here we show a set of qualitative examples where one modality can correctly estimate the harmfulness, but not the other.

Example 5: In this scene (see <https://youtu.be/UQki0n1-ukc>) from the trailer of *Paydirt* (2020) intense music can be heard and firearms are discussed. However, the scene is humorous and the content is not harmful. The video model correctly estimates the rating to be BT, while the audio model is uncertain and spreads its predictions, likely due to the intense soundtrack at the start of the clip.

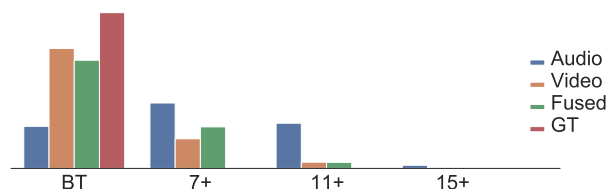


Figure 7: Predictions for Example 5.

Example 6: In this example (see https://youtu.be/_ZR13_U4VPA) from the trailer of *For Sama* (2019) the musical score is melancholic and slightly threatening, but the visual content is not threatening. The visual model correctly identifies the label, while the audio model gives an

uncertain estimate.

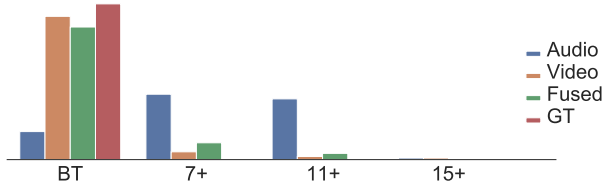


Figure 8: Predictions for Example 6.

Example 7: In this clip (see <https://youtu.be/GdhYe4E5iWY>) from the trailer of *Virgin Mountain* (2015), there are multiple threatening visual cues with, e.g., a window being broken. However, the music de-dramatizes the clip and has hence received a BT rating. This is accurately conveyed in the predictions from the corresponding modalities.

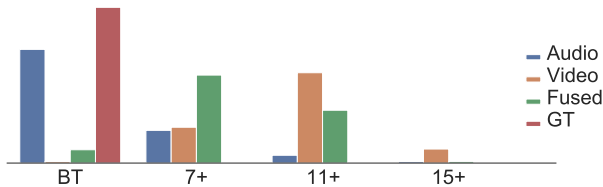


Figure 9: Predictions for Example 7.

6. Analysis

From our quantitative results and qualitative examples, it is clear that our models can understand complex forms of harmful content when trained on our dataset. However, as our failure cases indicate, a true general understanding is not quite achieved. As is indicated by our failure case in Example 4, our visual model sometimes misjudges threatening contexts. This is not surprising, as determining the harmfulness of context is a difficult task even for humans. Our audio model faces issues related to language understanding, sometimes missing threatening language. Since our dataset is multilingual, a general understanding would require an audio model capable of multilingual speech recognition and advanced language understanding, which we consider unlikely to emerge from our relatively small networks and dataset.

It is furthermore clear that both modalities must be utilized for a true understanding. While the visual and audio modalities achieves similar performance in expectation, they can perform vastly differently for the individual clips. We believe this is directly related to the task. Many scenes contain harmful information only in a single modality, which is shown in our qualitative examples. Hence an obvious conclusion is that the interaction between audio and

video is vital for truly understanding harmful content. Yet, from our experiments we found the highest performance was achieved by a very simple model of interaction. Difficulties in training multimodal models have been observed in several recent works [33, 35], where it is argued that special care must be taken to combat overfitting.

7. Discussion and Conclusion

In this paper, we have introduced a new densely annotated dataset for detecting harmful content in video with a novel metric for evaluation. We have shown that training models on our dataset yield good results. We have additionally shown that combining class balanced sampling, pretraining, and multimodal fusion greatly improves performance. Furthermore, by an extensive qualitative study, we have shown that our models have an abstract and general understanding of harmful content, but also highlighted some examples where we see potential for improvement.

7.1. Future Work

In many real-world applications, it is interesting to have a single prediction for much longer sequences, e.g., an entire movie. Extending the dataset and training models on long sequences comes with great challenges, such as retaining computational tractability.

The dataset contains an uneven distribution of class samples. While this is reflective of the task, having a larger number of samples for the rare classes would be beneficial for learning. This could be acquired by either manually selecting trailers which seem likely to contain harmful content, or by using a trained model to mine for potentially harmful sequences. Additionally, our dataset is currently limited to movie trailers from a limited set of distributors. A greater selection of distributors may give a greater diversity in types of content.

7.2. Ethical Considerations and Wider Implications

Assessing whether content is harmful is a delicate issue. There exists an important balancing act between freedom of information and protecting sensitive groups. We believe that this work takes a step in the right direction, by being as transparent as possible about the criteria being used to assess the harmfulness. Furthermore, we believe separating harmfulness from appropriateness is an important step towards making classification of harmful content more objective. Another issue is that of bias. As our definition of harmful content is with Swedish children in mind, the results are not guaranteed to generalize to other audiences.

Detecting harmful content is also of interest to online platforms such as YouTube. On such platforms, the balancing act between information freedom and protection becomes even more important and is further complicated by the proprietary nature of the algorithms responsible.

Acknowledgments

We thank Njutafilms/Studio S, and Folkets Bio for their generosity in allowing us to use their trailers. This work has been supported by ELLIIT, the Strategic Area for ICT research, funded by the Swedish Government, and by Vinnova through grant 2020-04057.

References

- [1] Esra Acar, Frank Hopfgartner, and Sahin Albayrak. Violence detection in hollywood movies by the fusion of visual and mid-level audio cues. In *MM 2013 - Proceedings of the 2013 ACM Multimedia Conference*, 2013.
- [2] UN General Assembly. Convention on the rights of the child. *United Nations, Treaty Series*, 1577(3):1–23, 1989.
- [3] Lucas Beyer, Olivier J Hénaff, Alexander Kolesnikov, Xiaohua Zhai, and Aäron van den Oord. Are we done with imagenet? *arXiv preprint arXiv:2006.07159*, 2020.
- [4] João Carreira and Andrew Zisserman. Quo Vadis, action recognition? A new model and the kinetics dataset. In *Proceedings - 30th IEEE Conference on Computer Vision and Pattern Recognition, CVPR 2017*, 2017.
- [5] Honglie Chen, Weidi Xie, Andrea Vedaldi, and Andrew Zisserman. Vggsound: A large-scale audio-visual dataset. In *ICASSP 2020-2020 IEEE International Conference on Acoustics, Speech and Signal Processing (ICASSP)*, pages 721–725. IEEE, 2020.
- [6] Qi Dai, Zuxuan Wu, Yu-Gang Jiang, Xiangyang Xue, and Jinhui Tang. Fudan-njust at mediaeval 2014: Violent scenes detection using deep neural networks. In *MediaEval*, 2014.
- [7] Qi Dai, Rui-Wei Zhao, Zuxuan Wu, Xi Wang, Zichen Gu, Wenhai Wu, and Yu-Gang Jiang. Fudan-huawei at mediaeval 2015: Detecting violent scenes and affective impact in movies with deep learning. In *MediaEval*, 2015.
- [8] Dima Damen, Hazel Doughty, Giovanni Maria Farinella, Sanja Fidler, Antonino Furnari, Evangelos Kazakos, Davide Moltisanti, Jonathan Munro, Toby Perrett, Will Price, et al. Scaling egocentric vision: The epic-kitchens dataset. In *Proceedings of the European Conference on Computer Vision (ECCV)*, pages 720–736, 2018.
- [9] Dima Damen, Hazel Doughty, Giovanni Maria Farinella, Antonino Furnari, Evangelos Kazakos, Jian Ma, Davide Moltisanti, Jonathan Munro, Toby Perrett, Will Price, et al. Rescaling egocentric vision. *arXiv preprint arXiv:2006.13256*, 2020.
- [10] Christoph Feichtenhofer, Haoqi Fan, Jitendra Malik, and Kaiming He. Slowfast networks for video recognition. In *Proceedings of the IEEE International Conference on Computer Vision*, 2019.
- [11] Xin Geng, Zhi-Hua Zhou, and Kate Smith-Miles. Automatic age estimation based on facial aging patterns. *IEEE Transactions on pattern analysis and machine intelligence*, 29(12):2234–2240, 2007.
- [12] Theodoros Giannakopoulos, Dimitrios Kosmopoulos, Andreas Aristidou, and Sergios Theodoridis. Violence content classification using audio features. In *Hellenic Conference on Artificial Intelligence*, pages 502–507. Springer, 2006.
- [13] Theodoros Giannakopoulos, Alexandros Makris, Dimitrios Kosmopoulos, Stavros Perantonis, and Sergios Theodoridis. Audio-visual fusion for detecting violent scenes in videos. In *Hellenic conference on artificial intelligence*, pages 91–100. Springer, 2010.
- [14] Kaiming He, Xiangyu Zhang, Shaoqing Ren, and Jian Sun. Deep residual learning for image recognition. In *Proceedings of the IEEE Computer Society Conference on Computer Vision and Pattern Recognition*, 2016.
- [15] Motion Picture Association Inc. Classification and rating rules. https://www.filmratings.com/Content/Downloads/rating_rules.pdf.
- [16] Evangelos Kazakos, Arsha Nagrani, Andrew Zisserman, and Dima Damen. Epic-fusion: Audio-visual temporal binding for egocentric action recognition. In *Proceedings of the IEEE/CVF International Conference on Computer Vision*, pages 5492–5501, 2019.
- [17] Andreas Lanitis, Chrisina Draganova, and Chris Christodoulou. Comparing different classifiers for automatic age estimation. *IEEE Transactions on Systems, Man, and Cybernetics, Part B (Cybernetics)*, 34(1):621–628, 2004.
- [18] Victor Martinez, Krishna Somandepalli, Yalda Tehranian-Uhls, and Shrikanth Narayanan. Joint estimation and analysis of risk behavior ratings in movie scripts. In *Proceedings of the 2020 Conference on Empirical Methods in Natural Language Processing (EMNLP)*, pages 4780–4790, 2020.
- [19] Victor R. Martinez, Krishna Somandepalli, Karan Singla, Anil Ramakrishna, Yalda T. Uhls, and Shrikanth Narayanan. Violence rating prediction from movie scripts. In *33rd AAAI Conference on Artificial Intelligence, AAAI 2019, 31st Innovative Applications of Artificial Intelligence Conference, IAAI 2019 and the 9th AAAI Symposium on Educational Advances in Artificial Intelligence, EAAI 2019*, 2019.
- [20] Statens Medieråd. Årsredovisning 2019. <https://www.statensmedierad.se/om-statens-medierad/arsredovisning/arsredovisning/arsredovisning-2019>, 2019.
- [21] Statens Medieråd. Film classification. <https://www.statensmedierad.se/aldersgranser-for-film/film-classification>, 2021.
- [22] Emad Mohamed et al. A first dataset for film age appropriateness investigation. In *Proceedings of The 12th Language Resources and Evaluation Conference*, pages 1311–1317, 2020.
- [23] Jeho Nam, Masoud Alghoniemy, and Ahmed H. Tewfik. Audio-visual content-based violent scene characterization. In *IEEE International Conference on Image Processing*, 1998.
- [24] Curtis G Northcutt, Anish Athalye, and Jonas Mueller. Pervasive label errors in test sets destabilize machine learning benchmarks. *arXiv preprint arXiv:2103.14749*, 2021.
- [25] Kostantinos Papadamou, Antonis Pappasavva, Savvas Zannettou, Jeremy Blackburn, Nicolas Kourtellis, Ilias Leontiadis, Gianluca Stringhini, and Michael Sirivianos. Disturbed youtube for kids: Characterizing and detecting inappropriate videos targeting young children. In *Proceedings of*

- the International AAAI Conference on Web and Social Media*, volume 14, pages 522–533, 2020.
- [26] Daniel S. Park, William Chan, Yu Zhang, Chung Cheng Chiu, Barret Zoph, Ekin D. Cubuk, and Quoc V. Le. SpecAugment: A simple data augmentation method for automatic speech recognition. In *Proceedings of the Annual Conference of the International Speech Communication Association, INTERSPEECH*, 2019.
- [27] Mahsa Shafaei, Niloofar Safi Samghabadi, Sudipta Kar, and Thamar Solorio. Age suitability rating: Predicting the MPAA rating based on movie dialogues. In *LREC 2020 - 12th International Conference on Language Resources and Evaluation, Conference Proceedings*, 2020.
- [28] Shubham Singh, Arun Balaji Buduru, Rishabh Kaushal, and Ponnurangam Kumaraguru. KidsGUARD: Fine grained approach for child unsafe video representation and detection. In *Proceedings of the ACM Symposium on Applied Computing*, 2019.
- [29] S. S. Stevens, J. Volkman, and E. B. Newman. A Scale for the Measurement of the Psychological Magnitude Pitch. *Journal of the Acoustical Society of America*, 1937.
- [30] Du Tran, Heng Wang, Lorenzo Torresani, Jamie Ray, Yann Lecun, and Manohar Paluri. A Closer Look at Spatiotemporal Convolutions for Action Recognition. In *Proceedings of the IEEE Computer Society Conference on Computer Vision and Pattern Recognition*, 2018.
- [31] Nuno Vasconcelos and Andrew Lippman. Towards semantically meaningful feature spaces for the characterization of video content. In *IEEE International Conference on Image Processing*, 1997.
- [32] Jianchao Wang, Bing Li, Weiming Hu, and Ou Wu. Horror video scene recognition via multiple-instance learning. In *ICASSP, IEEE International Conference on Acoustics, Speech and Signal Processing - Proceedings*, 2011.
- [33] Weiyao Wang, Du Tran, and Matt Feiszli. What makes training multi-modal classification networks hard? In *Proceedings of the IEEE/CVF Conference on Computer Vision and Pattern Recognition*, pages 12695–12705, 2020.
- [34] Jônatas Wehrmann, Gabriel S Simões, Rodrigo C Barros, and Victor F Cavalcante. Adult content detection in videos with convolutional and recurrent neural networks. *Neurocomputing*, 272:432–438, 2018.
- [35] Fanyi Xiao, Yong Jae Lee, Kristen Grauman, Jitendra Malik, and Christoph Feichtenhofer. Audiovisual slowfast networks for video recognition. *arXiv preprint arXiv:2001.08740*, 2020.
- [36] Jan Christofferson och Ulf Dalquist Yvonne Andersson. Vad är skadlig mediepåverkan? <https://www.statensmedierad.se/rapporter-och-analyser/material-rapporter-och-analyser/vad-ar-skadlig-mediepaverkan>, 2016.

Appendix

A. Additional Qualitative Examples

Here we will provide some additional qualitative examples with corresponding predictions on our dataset.

Example S-1: In this clip (see <https://youtu.be/60QfccBu3Qo>) from the trailer of *Aus dem Nichts* (2017), a woman is greatly distressed, and death is implied. Both predictions from both modalities closely match the ground truth ratings.

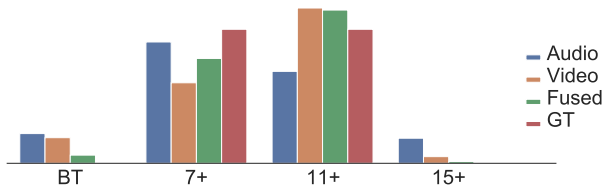


Figure 10: Predictions for Example S-1.

Example S-2: In this clip (see <https://youtu.be/NUCiKTcWF94>) from the trailer of *A Season in France* (2017) a father is discussing having to move with his children. Both modalities give accurate predictions.

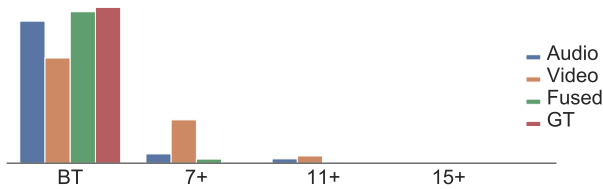


Figure 11: Predictions for Example S-2.

Example S-3: In this clip (see <https://youtu.be/T3DEWyloZJs>) from the trailer of *Beauty and the Dogs* (2017), a woman is escaping several men in a corridor. Both modalities slightly underestimate the harmfulness, perhaps underestimating the context.

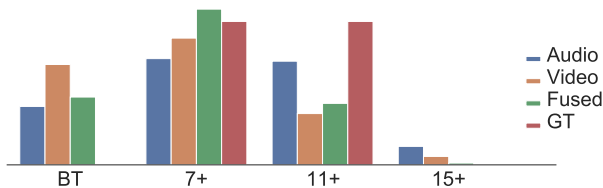


Figure 12: Predictions for Example S-3.

Example S-4: This clip (see <https://youtu.be/YwiRV3Dmugs>) from the trailer of *The Silent Revolution* (2018) contains harsh language and violence, and has a

threatening context. Both modalities correctly identify the 7+ rating.

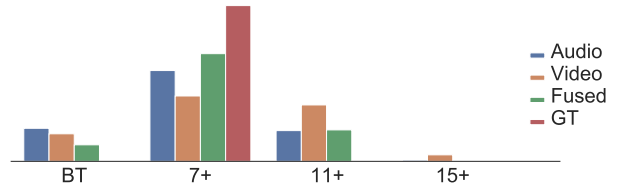


Figure 13: Predictions for Example S-4.

Example S-5: In this clip (see https://youtu.be/bOOE_NeUwqc) from the trailer of *BPM (Beats Per Minute)* (2017), a multitude of dramatic scenes are shown in rapid succession. The audio is, however, not particularly threatening. Here the prediction from the visual model clearly fails, while the audio model performs better.

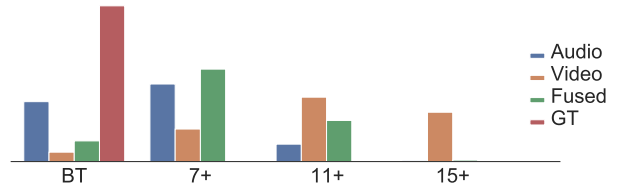


Figure 14: Predictions for Example S-5.

Example S-6: In this clip (see <https://youtu.be/HG9G0rrvnCI>) from the trailer of *The Kidnapping of Michel Houellebecq* (2014), a somewhat loud discussion is taking place, with a telephone ringing in the background. Predictions from both modalities correctly identify the clip to not contain any harmful content.

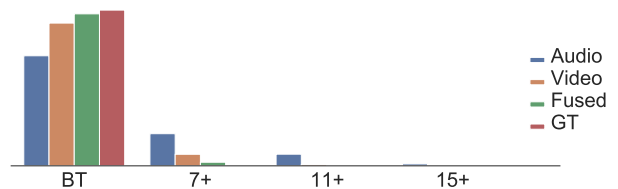


Figure 15: Predictions for Example S-6.