



# On the Queue Number of Planar Graphs<sup>\*</sup>

Michael A. Bekos<sup>1</sup> , Martin Gronemann<sup>2</sup> , Chrysanthi N. Raftopoulou<sup>3</sup> 

<sup>1</sup> Department of Computer Science, University of Tübingen, Tübingen, Germany  
 bekos@informatik.uni-tuebingen.de

<sup>2</sup> Theoretical Computer Science, Osnabrück University, Osnabrück, Germany  
 martin.gronemann@uni-osnabrueck.de

<sup>3</sup> School of Applied Mathematics and Physical Sciences, NTUA, Athens, Greece  
 crisraft@math.ntua.gr

**Abstract.** A  $k$ -queue layout is a special type of a linear layout, in which the linear order avoids  $(k + 1)$ -rainbows, i.e.,  $k + 1$  independent edges that pairwise form a nested pair. The optimization goal is to determine the *queue number* of a graph, i.e., the minimum value of  $k$  for which a  $k$ -queue layout is feasible. Recently, Dujmović et al. [J. ACM, 67(4), 22:1-38, 2020] showed that the queue number of planar graphs is at most 49, thus settling in the positive a long-standing conjecture by Heath, Leighton and Rosenberg. To achieve this breakthrough result, their approach involves three different techniques: (i) an algorithm to obtain straight-line drawings of outerplanar graphs, in which the  $y$ -distance of any two adjacent vertices is 1 or 2, (ii) an algorithm to obtain 5-queue layouts of planar 3-trees, and (iii) a decomposition of a planar graph into so-called tripods. In this work, we push further each of these techniques to obtain the first non-trivial improvement on the upper bound from 49 to 42.

**Keywords:** Queue layouts, Planar graphs, Queue number

## 1 Introduction

Linear layouts of graphs have a long tradition of study in different contexts, including graph theory and graph drawing, as they form a framework for defining different graph-theoretic parameters with several applications; see, e.g., [9]. Here, we seek to find a total order of the vertices of a graph that reaches a certain optimization goal [3,7,18]. In this work, we focus on a well-studied type of linear layouts, called *queue layout* [12,16,17,20], in which the goal is to minimize the size of the largest *rainbow*, i.e., a set of independent edges that are pairwise nested. Equivalently, the problem asks for a linear order of the vertices and a partition of the edges into a minimum number of queues (called *queue number*), such that no two independent edges in the same queue are nested [17]; see Fig. 1b.

Queue layouts of graphs were introduced by Heath and Rosenberg [17] in 1992 as the “dual problem” of *stack layouts* (widely known also as *book embeddings*),

<sup>\*</sup> The work of C. Raftopoulou is funded by the National Technical University of Athens research program ΠΕΒΕ 2020

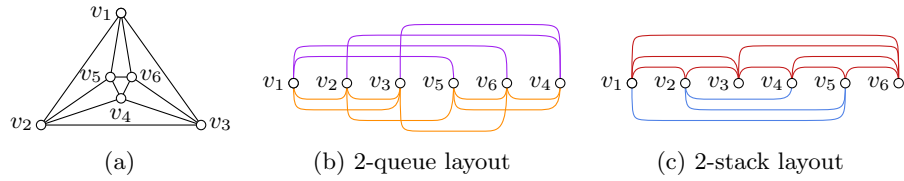


Fig. 1: (a) The octahedron graph and (b)-(c) different linear layouts of it.

in which the edges must be partitioned into a minimum number of stacks (called *stack number*), such that no two edges in the same stack cross [6]; see Fig. 1c. Since their introduction, queue layouts of graphs have been a fruitful subject of intense research with several important milestones over the years [1,2,4,13,16,20,21].

The most intriguing problem in this research field is undoubtedly the problem of specifying the queue number of planar graphs. This problem dates back to a conjecture by Heath, Leighton and Rosenberg, who in 1992 conjectured that the queue number of planar graphs is bounded [16]. Notably, despite the different efforts [2,8,10], this conjecture remained unanswered for more than two decades. That only changed in 2019 with a breakthrough result of Dujmović, Joret, Micek, Morin, Ueckerdt and Wood [11], who managed to settle in the positive the conjecture, as they showed that the queue number of planar graphs is at most 49. The best-known corresponding lower bound is 4 due to Alam et al. [1].

The gap between the currently best-known lower and upper bounds is rather large, which implies that the exact queue number of planar graphs is, up to the point of writing, still unknown. Note that this is in contrast with the maximum stack number of planar graphs, which was recently shown to be exactly 4 [5,22]. Also, the existing gap in the bounds on the queue number of planar graphs gives the intuition that it is unlikely that the upper bound of 49 by Dujmović et al. [11] is tight, even though in the last two years no improvement appeared in the literature.

**Our contribution.** We verify the aforementioned intuition by reducing the upper bound on the queue number of planar graphs from 49 to 42 (see Theorem 1 in Section 4). To achieve this, we present improvements to each of the following three main techniques (outlined in Section 2) involved in the approach by Dujmović et al. [11]: (i) an algorithm to obtain straight-line drawings of outerplanar graphs, in which the  $y$ -distance of any two adjacent vertices is 1 or 2 [14], (ii) an algorithm to obtain 5-queue layouts of planar 3-trees [1], and (iii) a decomposition of a planar graph into so-called tripods [11]; see Section 3.

**Preliminaries.** A *vertex order*  $\prec$  of a simple undirected graph  $G$  is a total order of its vertices, such that for any two vertices  $u$  and  $v$  of  $G$ ,  $u \prec v$  if and only if  $u$  precedes  $v$  in the order. Let  $F$  be a set of  $k \geq 2$  independent edges  $(u_i, v_i)$  of  $G$ , that is,  $F = \{(u_i, v_i); i = 1, \dots, k\}$ . If  $u_1 \prec \dots \prec u_k \prec v_k \prec \dots \prec v_1$ , then we say that the edges of  $F$  form a  $k$ -rainbow, while if  $u_1 \prec v_1 \prec \dots \prec u_k \prec v_k$ , then the edges of  $F$  form a  $k$ -necklace. The edges of  $F$  form a  $k$ -twist, if  $u_1 \prec \dots \prec u_k \prec v_1 \prec \dots \prec v_k$ ; see Fig. 2. Two independent edges that form a 2-rainbow (2-necklace, 2-twist) are referred to as *nested* (*disjoint*, *crossing*, respectively).

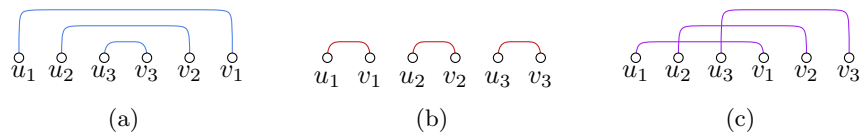


Fig. 2: Illustration of (a) a 3-rainbow, (b) a 3-necklace, and (c) a 3-twist.

A  $k$ -queue layout of a graph consists of a vertex order  $\prec$  of  $G$  and a partition of the edge-set of  $G$  into  $k$  sets of pairwise non-nested edges, called *queues*. A preliminary result by Heath and Rosenberg [17] states that a graph admits a  $k$ -queue layout if and only if it admits a vertex order in which no  $(k+1)$ -rainbow is formed. The *queue number* of a graph  $G$ , denoted by  $\text{qn}(G)$ , is the minimum  $k$ , such that  $G$  admits a  $k$ -queue layout. Accordingly, the queue number of a class of graphs is the maximum queue number over all its members.

## 2 Sketch of the involved techniques

Here, we outline the main aspects of the three algorithms mentioned in Section 1.

**Outerplanar graphs.** The main ingredient of the algorithm by Dujmović, Pór and Wood [14] is an algorithm to obtain a straight-line drawing  $\Gamma(G)$  of a maximal outerplane graph  $G$  whose output can be transformed into a 2-queue layout of  $G$ . The recursive construction of  $\Gamma(G)$  maintains the following invariant properties:

- (O.1) The cycle delimiting the outerface consists of two strictly  $x$ -monotone paths, referred to as *upper* and *lower envelopes*, respectively.
- (O.2) The  $y$ -coordinates of the endvertices of each edge differ by either one (*span-1* edge) or two (*span-2* edge).

To maintain (O.1) and (O.2), Dujmović et al. adopt an approach in which at each recursive step a vertex of degree 2 is added to the already constructed drawing; see Fig. 3 (for details refer to Appendix A). Drawing  $\Gamma(G)$  is transformed to a 2-queue layout of  $G$  as follows: (i) for any two vertices  $u$  and  $v$  of  $G$ ,  $u \prec v$  if and only if either  $y(u) > y(v)$ , or  $y(u) = y(v)$  and  $x(u) < x(v)$  in  $\Gamma(G)$ , (ii) edge  $(u, v)$  is assigned to the first (second) queue if it has span 1 (2, respectively) in  $\Gamma(G)$ .

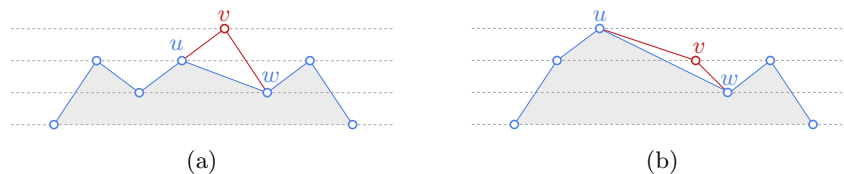


Fig. 3: Introducing a degree-2 vertex  $v$  along the upper envelope, when its two neighbors  $u$  and  $w$  are connected with (a) a span-1 edge, and (b) a span-2 edge.

**Planar 3-trees.** Alam et al. [1] adopt a *peeling-into-levels* approach [15] to produce a 5-queue layout of a maximal plane 3-tree  $H$ . Initially, the vertices of  $H$  are partitioned into *levels*  $L_0, \dots, L_\lambda$  with  $\lambda \geq 1$ , such that  $L_0$ -vertices are incident to the outer face of  $H$ , while  $L_{i+1}$ -vertices are in the outer face of the subgraph of  $H$  obtained by the removal of all vertices in  $L_0, \dots, L_i$ . The edges of  $H$  are partitioned into *level* and *binding*, depending on whether their endpoints are on the same or on consecutive levels. As each connected component of the subgraph  $H_i$  of  $H$  induced by the edges of level  $L_i$  is an internally triangulated outerplane graph, it is embeddable in two queues. This implies that each connected component  $c$  of  $H_{i+1}$  (which is outerplane) lies in the interior of a triangular face of  $H_i$ , therefore there are exactly three vertices of  $H_i$  that are connected to  $c$ . The constructed 5-queue layout of  $H$  satisfies the following invariant properties:

- (T.1) The linear order  $\prec_H$  is such that all vertices of level  $L_j$  precede all vertices of level  $L_{j+1}$  for every  $j = 0, \dots, \lambda - 1$ ;
- (T.2) Vertices of each connected component of level  $L_j$  appear consecutively in  $\prec_H$  for every  $j = 0, \dots, \lambda$ ;
- (T.3) Level edges of each of the levels  $L_0, \dots, L_\lambda$  are assigned to two queues denoted by  $\mathcal{Q}_0$  and  $\mathcal{Q}_1$ ;
- (T.4) For every  $j = 0, \dots, \lambda - 1$ , the binding edges between  $L_j$  and  $L_{j+1}$  are assigned to three queues  $\mathcal{Q}_2, \mathcal{Q}_3$  and  $\mathcal{Q}_4$  as follows. For each connected component  $c$  of  $H_{j+1}$ , let  $x, y$  and  $z$  be its three neighbors in  $H_j$  so that  $x \prec_H y \prec_H z$ . Then, the binding edges between  $L_j$  and  $L_{j+1}$  incident to  $c$  are assigned to  $\mathcal{Q}_2, \mathcal{Q}_3$  and  $\mathcal{Q}_4$  if they lead to  $x, y$  and  $z$ , respectively.

**General planar graphs.** Central in the algorithm by Dujmović et al. [12] is the notion of  $H$ -partition<sup>4</sup>, defined as follows. Given a graph  $G$ , an  $H$ -partition of  $G$  is a partition of the vertices of  $G$  into sets  $A_x$  with  $x \in V(H)$ , called *bags*, such that for each edge  $(u, v)$  of  $G$  with  $u \in A_x$  and  $v \in A_y$  either  $x = y$  holds or  $(x, y)$  is an edge of  $H$ . In the former case,  $(u, v)$  is called *intra-bag* edge, while in the latter case *inter-bag*. A *BFS-layering* of  $G$  is a partition  $\mathcal{L} = (V_0, V_1, \dots)$  of its vertices according to their distance from a specific vertex  $r$  of  $G$ , i.e., it is a special type of  $H$ -partition, where  $H$  is a path and each bag  $V_i$  corresponds to a *layer*. In this regard, an intra-bag edge is called *intra-layer*, while an inter-bag edge is called *inter-layer*<sup>5</sup>. An  $H$ -partition has *layered-width*  $\ell$  with respect to a BFS-layering  $\mathcal{L}$  if each bag of  $H$  has at most  $\ell$  vertices on each layer of  $\mathcal{L}$ .

**Lemma 1 (Dujmović et al. [12]).** *For all graphs  $G$  and  $H$ , if  $H$  admits a  $k$ -queue layout and  $G$  has an  $H$ -partition of layered-width  $\ell$  with respect to some layering  $\mathcal{L} = (V_0, V_1, \dots)$  of  $G$ , then  $G$  admits a  $(3\ell k + \lfloor \frac{3}{2}\ell \rfloor)$ -queue layout using vertex order  $\vec{V}_0, \vec{V}_1, \dots$ , where  $\vec{V}_i$  is some order of  $V_i$ . In particular,*

$$\text{qn}(G) \leq 3\ell \text{qn}(H) + \lfloor \frac{3}{2}\ell \rfloor. \quad (1)$$

<sup>4</sup> To avoid confusion with notation used earlier, note that, in the scope of the algorithm by Dujmović et al. [12], graph  $H$  denotes a plane 3-tree, as we will shortly see.

<sup>5</sup> Dujmović et al. [12] refer to the intra- and inter-layer edges as intra- and inter-level edges, respectively. We adopt the terms intra- and inter-layer edges to avoid confusion with the different type of leveling used in the algorithm of Alam et al. [1].

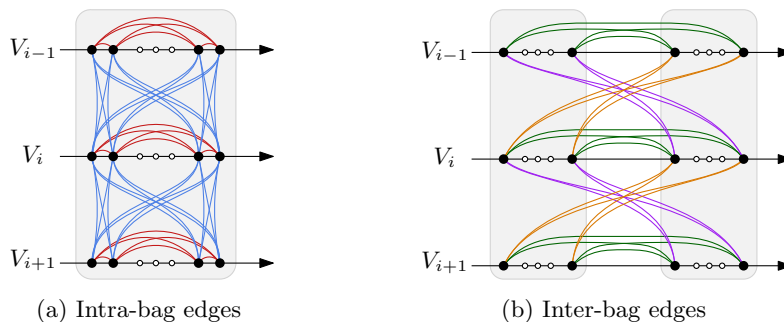


Fig. 4: Illustration of (a) Intra-bag edges; the intra-layer ones are red, while the inter-layer ones are blue, and (b) inter-bag edges; the intra-layer ones are green, while the inter-layer ones are purple (forward) and orange (backward).

In the proof of Lemma 1, the order of the vertices of  $G$  on each layer of  $\mathcal{L}$  is defined as follows. Let  $x_1, \dots, x_h$  be the vertices of  $H$  as they appear in a  $k$ -queue layout  $QL(H)$  of  $H$  and let  $A_{x_1}, \dots, A_{x_h}$  be the corresponding bags of the  $H$ -partition. Then, the order  $\vec{V}_i$  of each layer  $V_i$  with  $i \geq 0$  is:

$$\vec{V}_i = A_{x_1} \cap V_i, A_{x_2} \cap V_i, \dots, A_{x_h} \cap V_i$$

where each subset  $A_{x_j} \cap V_i$  is ordered arbitrarily. This gives the total order  $\prec_G$  for the vertices of  $G$ . The edge-to-queue assignment, which completes the construction of the queue layout  $QL(G)$  of  $G$ , exploits the following two properties:

- (P.1) Two intra-bag edges nest in  $\prec_G$ , only if they belong to the same bag; see blue and red edges in Fig. 4a.
- (P.2) Two inter-layer edges nest in  $\prec_G$ , only if their endpoints belong to the same pair of consecutive layers of  $\mathcal{L}$ ; see blue, purple and orange edges in Fig. 4.

For the edge-to-queue assignment, the edges of  $G$  are classified into four categories given by the bags of the  $H$ -partition and the layers of  $\mathcal{L}$ . We start with edges whose endpoints belong to the same bag (i.e., intra-bag edges); see Fig. 4a.

- (E.1) Intra-layer intra-bag edges of  $G$  are assigned to at most  $\lfloor \frac{\ell}{2} \rfloor$  queues, as the queue number of  $K_\ell$  is  $\lfloor \frac{\ell}{2} \rfloor$  [15]; see red edges in Fig. 4a.
- (E.2) Inter-layer intra-bag edges of  $G$  are assigned to at most  $\ell$  queues, as the queue number of  $K_{\ell, \ell}$  is  $\ell$ , when all vertices of the first bipartition precede those of the second; see blue edges in Fig. 4a.

The remaining edges of  $G$  connect vertices of different bags (i.e., inter-bag edges); see Fig. 4b. We further partition the inter-layer inter-bag edges into two categories. Let  $(u, v)$  be an inter-layer inter-bag edge with  $u \in A_x \cap V_i$  and  $v \in A_y \cap V_{i+1}$ , for some  $i \geq 0$ . Then  $(u, v)$  is *forward*, if  $x \prec_H y$  holds in  $QL(H)$ ; otherwise, it is *backward*; see purple and orange edges in Fig. 4b, respectively. For all inter-bag edges, in total,  $3\ell k$  queues suffice (see [12, Lemma 9] for details).

- (E.3) Intra-layer inter-bag edges of  $G$  are assigned to at most  $\ell k$  queues; on each layer, an edge of  $H$  corresponds to a subgraph of  $K_{\ell, \ell}$ , where the first bipartition precedes the second; see green edges in Fig. 4b.
- (E.4) Forward inter-layer inter-bag edges of  $G$  are assigned to at most  $\ell k$  queues; for two consecutive layers, an edge of  $H$  corresponds to a subgraph of  $K_{\ell, \ell}$ , where the first bipartition precedes the second; see purple edges of Fig. 4b.
- (E.5) Symmetrically all backward inter-layer inter-bag edges of  $G$  are assigned to at most  $\ell k$  queues; see orange edges in Fig. 4b.

The next property follows from the proof of Lemma 9 in [12]:

- (P.3) For  $1 \leq i \leq r$ , let  $(u_i, v_i)$  be an edge of  $G$ , such that  $u_i \prec_G v_i$ ,  $u_i \in A_{x_i}$  and  $v_i \in A_{y_i}$ . If all these  $r$  edges belong to one of (E.3)-(E.5) and form an  $r$ -rainbow in  $\prec_G$ , while edges  $(x_1, y_1), \dots, (x_r, y_r)$  of  $H$  are assigned to the same queue in  $QL(H)$ , then  $r \leq \ell$  and either  $u_1, \dots, u_r$  or  $v_1, \dots, v_r$  belong to the same bag of the  $H$ -partition of  $G$ .

If  $G$  is maximal plane, few more ingredients are needed to apply Lemma 1. A *vertical path* of  $G$  in a BFS-layering  $\mathcal{L}$  is a path  $P = v_0, \dots, v_k$  of  $G$  consisting only of edges of the BFS-tree of  $\mathcal{L}$  and such that if  $v_0$  belongs to  $V_i$  in  $\mathcal{L}$ , then  $v_j$  belongs to  $V_{i+j}$ , with  $j = 1, \dots, k$ . Further, we say that  $v_0$  and  $v_k$  are the *first* and *last* vertices of  $P$ . A *tripod* of  $G$  consists of up to three pairwise vertex-disjoint vertical paths in  $\mathcal{L}$  whose last vertices form a clique of size at most 3 in  $G$ . We refer to this clique as the *base* of the tripod. Dujmović et al. [12] showed that for any BFS-layering  $\mathcal{L}$ ,  $G$  admits an  $H$ -partition with the following properties:

- (P.4)  $H$  is a planar 3-tree and thus  $QL(H)$  is a  $k$ -queue layout with  $k \leq 5$  [1].
- (P.5) Its layered-width  $\ell$  is at most 3, since each bag induces a *tripod* in  $G$ , whose base is a triangular face of  $G$ , if it is a 3-clique.

Properties (P.4) and (P.5) along with Eq. (1) imply that the queue number of planar graphs is at most  $3 \cdot 3 \cdot 5 + \lfloor \frac{3}{2} \cdot 3 \rfloor = 49$ .

### 3 Refinements of the involved techniques

In this section, we present refinements of the algorithms outlined in Section 2.

**Outerplanar graphs.** We modify the algorithm by Dujmović et al. [14] to guarantee two additional properties (stated in Lemma 2) of the outerplanar drawing. To this end, besides Invariants (O.1) and (O.2), we maintain a third one:

- (O.3) The lower envelope consists of a single edge.

To achieve this, we use the fact that a biconnected maximal outerplane graph with at least four vertices contains at least two non-adjacent degree-2 vertices,  $x$  and  $y$ . We fix one of them, say  $x$ , and we do not remove  $x$  at any recursive step in the approach by Dujmović et al. [14]. Hence,  $x$  will be drawn at the base of the recursion, such that the bottom envelope consists of one edge incident to  $x$  that

lies on the outer face of  $G$ . Subsequent vertices are always added along the upper envelope, which guarantees the invariant (see Appendix B for a formal proof).

Let  $\langle u, v, w \rangle$  be a face of drawing  $\Gamma(G)$  such that  $y(u) - y(w) = 2$  and  $y(u) - y(v) = y(v) - y(w) = 1$ . We refer to vertices  $u, v$  and  $w$  as the *top, middle* and *bottom* vertex of the face, respectively<sup>6</sup>. Further, we say that face  $\langle u, v, w \rangle$  is a *bottom, side* and *top triangle* for vertices  $u, v$  and  $w$ , respectively.

**Lemma 2.** *Let  $\Gamma(G)$  be an outerplanar drawing satisfying Invariants (O.1)–(O.3) of a biconnected maximal outerplane graph  $G$ . Then, each vertex of  $G$  is*

- (a) *the top vertex of at most two triangular faces of  $\Gamma(G)$  and*
- (b) *the side vertex of at most two triangular faces of  $\Gamma(G)$ .*

*Proof.* For (a), consider a vertex  $u$  of  $G$ . If  $u$  is the top vertex of a face, then  $u$  is incident to a span-2 edge  $(u, v)$  with  $y(u) > y(v)$ . By Invariant (O.3),  $u$  is a successor of  $v$  in the recursive approach by Dujmović et al. [14], i.e., when  $u$  is placed in  $\Gamma(G)$ , vertex  $v$  belongs to the upper envelope. We now claim that  $u$  cannot be incident to two edges  $(u, v)$  and  $(u, v')$  with the properties mentioned above; this claim implies the lemma. Assuming the contrary, by Invariant (O.2), when  $u$  is placed in  $\Gamma(G)$  at most one edge incident to  $u$  has span 2. So, at most one of  $(u, v)$  and  $(u, v')$  is drawn when  $u$  is placed in  $\Gamma(G)$ , which implies that at least one of  $v$  and  $v'$ , say  $v'$ , is a successor of  $u$ . Thus,  $y(u) < y(v')$  holds; a contradiction. The proof of (b) is deferred to Appendix B.

**Planar 3-trees.** To maintain Invariant (T.3), Alam et al. [1] use the algorithm by Dujmović et al. [14] to assign the level edges of  $L_0, \dots, L_\lambda$  of the input plane 3-tree  $H$  to two queues  $\mathcal{Q}_0$  and  $\mathcal{Q}_1$ , since on each level these edges induce a (not necessarily connected) outerplane graph. Unlike in the original algorithm, in our approach we adopt the above modification for the algorithm by Dujmović et al. [14]. As Invariants (O.1) and (O.2) are preserved, queues  $\mathcal{Q}_0$  and  $\mathcal{Q}_1$  suffice.

To maintain Invariant (T.4), Alam et al. [1] adopt the following assignment scheme for the binding edges between  $L_j$  and  $L_{j+1}$  to queues  $\mathcal{Q}_2, \mathcal{Q}_3$  and  $\mathcal{Q}_4$ , for each  $j = 0, \dots, \lambda - 1$ . Consider a binding edge  $(u, v)$  with  $u \in L_j$  and  $v \in L_{j+1}$ . Then, vertex  $u$  belongs to a connected component  $C_u$  of the subgraph  $H_j$  of  $H$  induced by the level- $L_j$  vertices, while vertex  $v$  belongs to a connected component  $C_v$  of  $H_{j+1}$ . Further,  $C_u$  is outerplane and its 2-queue layout has been computed by the algorithm by Dujmović et al. [14], while  $C_v$  resides in the interior of a triangular face  $\mathcal{T}_v$  of  $C_u$  in the embedding of  $H$ , such that  $u$  is on the boundary of  $\mathcal{T}_v$ . Edge  $(u, v)$  is assigned to  $\mathcal{Q}_2, \mathcal{Q}_3$  or  $\mathcal{Q}_4$  if and only if  $u$  is the top, middle or bottom vertex of  $\mathcal{T}_v$ , respectively [1]. For a vertex  $u \in L_j$  with  $j = 0, \dots, \lambda - 1$ , we denote by  $N_2(u), N_3(u)$  and  $N_4(u)$  the neighbors of  $u$  in  $L_{j+1}$  such that the edges connecting them to  $u$  are assigned to queue  $\mathcal{Q}_2, \mathcal{Q}_3$  and  $\mathcal{Q}_4$ , respectively.

**Lemma 3.** *For  $j = 0, \dots, \lambda - 1$ , let  $u \in L_j$  be a vertex of  $H$  in our modification of the peeling-into-levels approach by Alam et al. [1]. Then, the vertices of  $N_2(u)$  precede those of  $N_3(u)$ , and the vertices of  $N_2(u)$  (or of  $N_3(u)$ ) belong to at most two connected components of  $H_{j+1}$  (residing within distinct faces of  $H_j$ ).*

<sup>6</sup> Alam et al. [1] refer to the middle vertex of a triangular face in  $\Gamma(G)$  as its *anchor*.

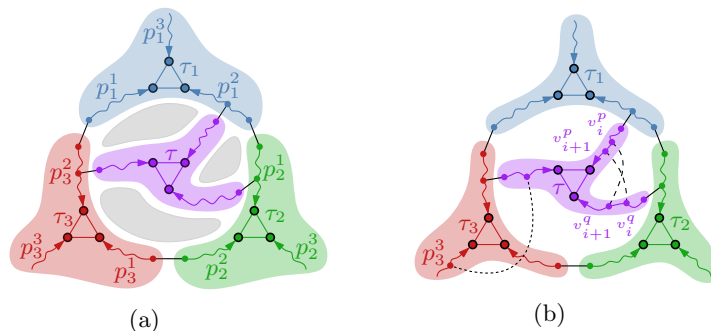


Fig. 5: (a) Tripod  $\tau$  with parents  $\tau_1$ ,  $\tau_2$  and  $\tau_3$ . (b) Illustration for (P.6) and (P.8).

*Proof.* The first part of the lemma is proven in [1]. For the second part, consider a binding edge  $(u, v)$  with  $v \in N_2(u)$ ; a similar argument applies when  $v \in N_3(u)$ . Thus,  $u$  is the top vertex of the triangular face  $\mathcal{T}_v$  of  $H_j$ , in which the connected component  $C_v$  of  $H_{j+1}$  that contains  $v$  resides. Since by Lemma 2(a) vertex  $u$  can be the top vertex of at most two triangular faces of  $H_j$ , there exist at most two connected components of  $H_{j+1}$ , to which vertex  $v$  can belong.

**General planar graphs.** Dujmović et al. [12] recursively compute the bags (i.e., the tripods) of the  $H$ -partition. Each newly discovered tripod  $\tau$  is adjacent to at most three tripods  $\tau_1$ ,  $\tau_2$  and  $\tau_3$  already discovered. We say that  $\tau_1$ ,  $\tau_2$  and  $\tau_3$  are the *parents* of  $\tau$ ; see Fig. 5a. Also, each of the three vertical paths of  $\tau$  is connected to only one of its parents via an edge of the BFS-tree of  $\mathcal{L}$  (black in Fig. 5a). This property gives rise to at most three sub-instances (gray in Fig. 5a), which are processed recursively to compute the final tripod decomposition. For  $i \in \{1, 2, 3\}$ , let  $p_i^1$ ,  $p_i^2$  and  $p_i^3$  be the three vertical paths of  $\tau_i$  (if any). Up to renaming, assume that  $\tau$  lies in the cycle bounded by (parts of)  $p_1^1$ ,  $p_1^2$ ,  $p_2^1$ ,  $p_2^2$ ,  $p_3^1$  and  $p_3^2$  as in Fig. 5a. The next properties follow by planarity and the BFS-layering:

- (P.6) There is no edge connecting a vertex of  $\tau$  to a vertex of  $p_i^3$  for  $i = 1, 2, 3$ ; see the dotted edge in Fig. 5b.
- (P.7) Let  $v_i^p$  be the vertex of vertical path  $p$  of  $\tau$  on layer  $V_i$  of  $\mathcal{L}$ . For two vertical paths  $p$  and  $q$  of  $\tau$ , edge  $(v_i^p, v_j^q)$  belongs to  $G$  only if  $|i - j| \leq 1$ .
- (P.8) For vertical paths  $p$  and  $q$  of  $\tau$ , at most one of the edges  $(v_i^p, v_{i+1}^q)$  and  $(v_{i+1}^p, v_i^q)$  exists in  $G$ ; see the dashed edges of Fig. 5b.

Note that (P.6)–(P.8) hold even if  $\tau$  has less than three parents, or if the cycle bounding the region of  $\tau$  does not contain two vertical paths of each parent tripod.

In the original algorithm by Dujmović et al. [12], each vertex  $v_\tau$  in  $H$  corresponds to a tripod  $\tau$  in  $G$ , and an edge  $(v_\tau, v_{\tau'})$  exists in  $H$ , if  $\tau$  is a parent of  $\tau'$  in  $G$ , or vice versa. Also,  $H$  is a connected partial planar 3-tree, which is arbitrarily augmented to a maximal planar 3-tree  $H'$  (to compute a 5-queue layout of it). Here, we adopt a particular augmentation to guarantee an additional



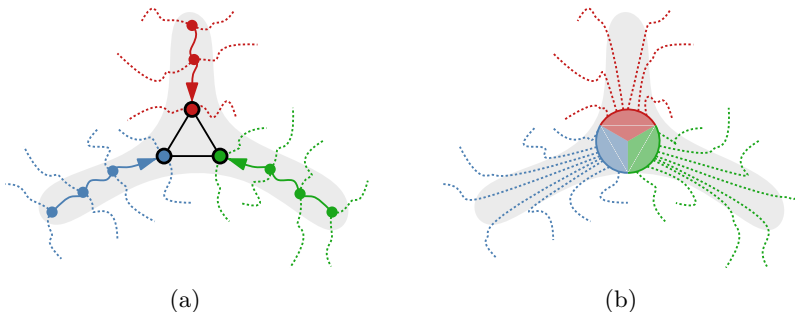


Fig. 6: (a) A tripod  $\tau$  in  $G$  where the edges incident to its three vertical paths are drawn dotted, and (b) the result after contracting  $\tau$  to  $v_\tau$ .

property for the graph  $H'$  (see Lemma 4). Similarly to the original approach, we contract the vertices of each tripod  $\tau$  of  $G$  to a single vertex  $v_\tau$ . However, in our modification, we keep self-loops that occur when an edge of  $G$  has both endpoints in  $\tau$  (unless this edge belongs to one of its vertical paths), as well as, parallel edges that occur when two vertices of  $\tau$  have a common neighbor not in  $\tau$ . Since  $G$  is planar, this contraction ensures the next two properties; see Fig. 6:

- (P.9) The edges around each contracted vertex  $v_\tau$  appear in the same clockwise cyclic order as they appear in a clockwise traversal along  $\tau$  in  $G$ .
- (P.10) The edges having at least one endpoint on the same vertical path of  $\tau$  appear consecutively around  $v_\tau$ ; see Fig. 6b.

To guarantee simplicity, we focus on *homotopic* self-loops and pairs of parallel edges, which contain no vertex either in the interior or in the exterior region that they define. We remove such self-loops and keep one copy of such parallel edges. Then, we subdivide each self-loop twice, and for each edge with multiplicity  $m > 1$ , we subdivide all but one of its copies. In this way, each vertex  $v_\tau$  corresponding to a tripod  $\tau$  in  $G$  always lies in the interior of a separating 3-cycle  $C$  that contains all the vertices corresponding to its parent tripods on its boundary (Property 11 in Appendix B). Since subdivision vertices are of degree 2, the result is a simple (possibly not maximal) planar 3-tree, which is a supergraph of  $H$ . To derive  $H'$ , we augment it to maximal by adding edges, while maintaining its embedding [19].

**Lemma 4.** *Let  $v_\tau$  and  $v_{\tau_p}$  be two vertices of  $H'$  that correspond to a tripod  $\tau$  and to a parent tripod  $\tau_p$  of  $\tau$  in  $G$ . If  $L_i$  and  $L_j$  are the levels of  $v_\tau$  and  $v_{\tau_p}$  in the peeling-into-levels approach for  $H'$ , then  $i \geq j$ .*

*Proof.* Let  $C$  be the inclusion-minimal separating 3-cycle of  $H'$  containing  $v_\tau$  in its interior and all vertices that correspond to the parent tripods of  $\tau$  on its boundary. Let  $L_k$ ,  $L_l$  and  $L_m$  be the levels of the three vertices of  $C$ , with  $k \leq l \leq m$ , in the peeling-into-levels approach for  $H'$ . As  $\tau_p$  is a parent of  $\tau$ ,  $j \in \{k, l, m\}$  holds. Since  $C$  is a 3-cycle and since each edge in the peeling-into-level approach is either level or binding,  $m \leq k + 1$  holds. The fact that  $v_\tau$  lies

in the interior of  $C$  and is connected to each of the vertices in  $H'$  corresponding to its parent tripods in  $G$ , implies that  $v_\tau$  is on level  $L_{k+1}$ , i.e.,  $i = k + 1$ . So,  $j \leq m \leq k + 1 = i$  holds.

As in the original algorithm by Dujmović et al. [12], we compute a 5-queue layout  $QL(H')$  of  $H'$ . However, we use our modification of the algorithm by Alam et al. [1] described earlier. Denote by  $x_1, \dots, x_h$  the vertices of the subgraph  $H$  of  $H'$  as they appear in  $QL(H')$  (i.e., we ignore subdivision vertices introduced when augmenting  $H$  to  $H'$ ) and by  $\mathcal{Q}_0, \dots, \mathcal{Q}_4$  the queues of  $QL(H')$  as described in Invariants (T.1)–(T.4). To compute the linear layout  $QL(G)$  of  $G$ , we use Lemma 1, which orders the vertices of each layer  $V_i$ , with  $i \geq 0$ , of  $\mathcal{L}$  as:

$$\vec{V}_i = A_{x_1} \cap V_i, A_{x_2} \cap V_i, \dots, A_{x_h} \cap V_i,$$

where  $A_{x_1}, \dots, A_{x_h}$  are the bags (i.e., the tripods) of the  $H$ -partition of  $G$ . Unlike in the original algorithm, we do not order the vertices in each subset  $A_{x_j} \cap V_i$ , with  $j \in \{1, \dots, h\}$ , arbitrarily. Instead, we carefully choose their order as follows. Let  $\tau$  be the tripod of bag  $A_{x_j}$ . Then,  $A_{x_j} \cap V_i$  contains at most one vertex of each vertical path of  $\tau$ . We will order the three vertical paths of  $\tau$ , which defines the order of the (at most three) vertices of  $A_{x_j} \cap V_i$  for every  $i \geq 0$ .

Let  $L_l$  be the level of  $v_\tau$  in the peeling-into-levels of  $H'$ , with  $0 \leq l < \lambda$ . By Lemma 3, there are at most four connected components  $c_s^1, c_s^2, c_t^1$  and  $c_t^2$  of the subgraph  $H'_{l+1}$  of  $H'$  induced by the vertices of  $L_{l+1}$ , such that the edges connecting  $v_\tau$  to vertices of  $c_s^1$  and  $c_s^2$  ( $c_t^1$  and  $c_t^2$ ) belong to  $\mathcal{Q}_2$  ( $\mathcal{Q}_3$ , respectively). Let  $c$  be one of  $c_s^1, c_s^2, c_t^1$  and  $c_t^2$ ;  $c$  may contain vertices that correspond to tripods in  $G$  (i.e., not to subdivisions introduced while augmenting  $H$  to  $H'$ ). We refer to the union of these vertices of  $G$  as the *tripod-vertices* of  $c$ . By Invariant (T.1),  $v_\tau$  precedes the vertices of  $c_s^1, c_s^2, c_t^1$  and  $c_t^2$  in  $QL(H')$ . Also by (T.2), we may assume that the vertices of  $c_s^1$  ( $c_t^1$ ) precede those of  $c_s^2$  ( $c_t^2$ , respectively). Additionally, Lemma 3 ensures that the vertices of  $c_s^2$  precede those of  $c_t^1$ .

Since an edge  $(v_\tau, v_{\tau'})$  exists in  $H$ , if  $\tau$  is a parent of  $\tau'$ , or vice versa, by Lemma 4, for each vertex  $v_{\tau'}$  of  $H$  that is a neighbor of  $v_\tau$  in one of  $c_s^1, c_s^2, c_t^1$  and  $c_t^2$ , it follows that  $\tau$  is a parent of  $\tau'$ . By Property (P.6), there is a vertical path of  $\tau$  in  $G$ , say  $p$  ( $q$ ), such that no tripod-vertex of  $c_s^2$  ( $c_t^2$ , respectively) is adjacent to it in  $G$ . Note that  $p$  and  $q$  might be the same vertical path of  $\tau$ .

We now describe the order of the three vertical paths of  $\tau$ . We only specify the first one; the other two can be arbitrarily ordered: (i) if the tripod-vertices of  $c_s^1$  and  $c_s^2$  are connected to all three vertical paths of  $\tau$  in  $G$ , then  $p$  is the first vertical path of  $\tau$ ; (ii) if the tripod-vertices of  $c_t^1$  and  $c_t^2$  are connected to all three vertical paths of  $\tau$  in  $G$ , then  $q$  is the first vertical path of  $\tau$ ; (iii) otherwise, any vertical path of  $\tau$  can be first. We prove in Appendix C that Cases (i) and (ii) cannot apply simultaneously. Next, we state two important implications of the described choice for the first vertical path of  $\tau$ .

- (P.11) Under our assumption that all vertices of  $c_s^1$  precede those of  $c_s^2$ , if tripod-vertices of  $c_s^1$  and  $c_s^2$  are connected to all three vertical paths of  $\tau$ , then tripod-vertices of  $c_s^2$  are not connected to the first vertical path of  $\tau$ .

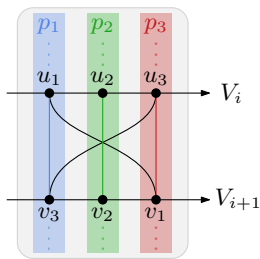


Fig. 7: Illustration for the proof of Lemma 5.

(P.12) Also, under our assumption that all vertices of  $c_t^1$  precede those of  $c_t^2$ , if tripod-vertices of  $c_t^1$  and  $c_t^2$  are connected to all three vertical paths of  $\tau$ , then tripod-vertices of  $c_t^2$  are not connected to the first vertical path of  $\tau$ .

## 4 Reducing the bound

For intra-bag inter-layer edges (E.2), the original algorithm by Dujmović et al. [12] uses three queues, since  $\ell = 3$ ; see blue edges in Fig. 4a. We prove that no three intra-bag inter-layer edges form a 3-rainbow, implying that the upper bound on the queue number of planar graphs can be improved from 49 to 48.

**Lemma 5.** *In the queue layout computed by our modification of the algorithm by Dujmović et al. [12], no three intra-bag inter-layer edges of  $G$  form a 3-rainbow.*

*Proof.* Assume to the contrary that there exist three such edges  $(u_1, v_1)$ ,  $(u_2, v_2)$  and  $(u_3, v_3)$  forming a 3-rainbow in  $QL(G)$  so that  $u_1 \prec_G u_2 \prec_G u_3 \prec_G v_3 \prec_G v_2 \prec_G v_1$ . By (P.1) these edges belong to the same bag  $A$  of the  $H$ -partition, while by (P.2) their endpoints belong to two consecutive layers  $V_i$  and  $V_{i+1}$  of  $\mathcal{L}$ . Due to the order,  $u_1, u_2, u_3 \in V_i$  and  $v_1, v_2, v_3 \in V_{i+1}$ . The order of  $A \cap V_i$  and  $A \cap V_{i+1}$  is  $u_1 \prec_G u_2 \prec_G u_3$  and  $v_3 \prec_G v_2 \prec_G v_1$ ; see Fig. 7. Let  $p_1$ ,  $p_2$  and  $p_3$  be the first, second and third vertical paths of tripod  $\tau$  forming  $A$ . Then,  $(u_1, v_3) \in p_1$ ,  $(u_2, v_2) \in p_2$  and  $(u_3, v_1) \in p_3$ . However,  $(u_1, v_1)$  and  $(u_3, v_3)$  contradict (P.8).

For inter-bag edges (E.3)–(E.5), the algorithm by Dujmović et al. [12] uses  $3 \cdot 15$  queues, since  $k = 5$  and  $\ell = 3$ . We exploit (P.3) to prove that  $3 \cdot 13$  queues suffice. This further improves the upper bound on the queue number of planar graphs from 48 to 42 (see Appendix C for omitted details).

**Lemma 6.** *In the queue layout computed by our modification of the algorithm by Dujmović et al. [12], the inter-bag edges of  $G$  do not form a 40-rainbow.*

*Proof sketch.* We partition the inter-bag edges into 15 sets  $E_j^i = \{(u, v) \in (E.j) : u \in A_x, v \in A_y, (x, y) \in \mathcal{Q}_i\}$ , where  $i \in \{0, \dots, 4\}$  and  $j \in \{3, 4, 5\}$ . We prove that the edges of  $E_j^i$  do not form a 3-rainbow, when  $i \in \{2, 3\}$  and  $j \in \{3, 4, 5\}$ . Hence, we save one queue for each of the six sets. For a contradiction, assume

that  $(u_1, v_1)$ ,  $(u_2, v_2)$  and  $(u_3, v_3)$  form a 3-rainbow in  $E_3^2$ ; similarly we argue for the other sets. By (P.3) and (T.4),  $u_1$ ,  $u_2$  and  $u_3$  belong to the same bag of the  $H$ -partition; in particular, to the first, second and third vertical paths of the tripod  $\tau$  of this bag. By Lemma 4 followed by Lemma 3,  $v_1$ ,  $v_2$  and  $v_3$  are tripod-vertices of exactly two connected components  $c_s^1$  and  $c_s^2$  of  $H'$ . In fact, if the vertices of  $c_s^1$  precede those of  $c_s^2$  in  $QL(H')$ , then  $v_1$  is a tripod-vertex of  $c_s^2$ . Further, the tripod-vertices of  $c_s^1$  and  $c_s^2$  are connected to all three vertical paths of  $\tau$  in  $G$ , and (P.11) implies that tripod-vertices of  $c_s^2$ , are not adjacent to the first vertical path of  $\tau$ . Hence,  $(u_1, v_1)$  cannot exist in  $G$ ; a contradiction.

We are now ready to state the main theorem of this section.

**Theorem 1.** *Every planar graph has queue number at most 42.*

## 5 Conclusions

We believe that our approach has the potential to further reduce the upper bound by at least 3 (i.e., from 42 to 39). However, more elaborate arguments that exploit deeper the planarity of the graph are required, and several details need to be worked out. Still the gap with the lower bound of 4 remains large and needs to be further reduced. In this regard, determining the exact queue number of planar 3-trees becomes critical, since an improvement of the current upper bound of 5 (to meet the lower bound of 4) directly implies a corresponding improvement on the upper bound on the queue number of general planar graphs. On the other hand, to obtain a better understanding of the general open problem, it is also reasonable to further examine subclasses of planar graphs, such as bipartite planar graphs or planar graphs with bounded degree (e.g., max-degree 3).

*Acknowledgments.* The authors would like to thank the anonymous referees for useful comments and suggestions.

## References

1. Alam, J.M., Bekos, M.A., Gronemann, M., Kaufmann, M., Pupyrev, S.: Queue layouts of planar 3-trees. *Algorithmica* 82(9), 2564–2585 (2020), <https://doi.org/10.1007/s00453-020-00697-4>
2. Bannister, M.J., Devanny, W.E., Dujmovic, V., Eppstein, D., Wood, D.R.: Track layouts, layered path decompositions, and leveled planarity. *Algorithmica* 81(4), 1561–1583 (2019), <https://doi.org/10.1007/s00453-018-0487-5>
3. Barth, D., Pellegrini, F., Raspaud, A., Roman, J.: On bandwidth, cutwidth, and quotient graphs. *RAIRO Theor. Informatics Appl.* 29(6), 487–508 (1995), <https://doi.org/10.1051/ita/1995290604871>
4. Bekos, M.A., Förster, H., Gronemann, M., Mchedlidze, T., Montecchiani, F., Raftopoulou, C.N., Ueckerdt, T.: Planar graphs of bounded degree have bounded queue number. *SIAM J. Comput.* 48(5), 1487–1502 (2019), <https://doi.org/10.1137/19M125340X>

5. Bekos, M.A., Kaufmann, M., Klute, F., Pupyrev, S., Raftopoulou, C.N., Ueckerdt, T.: Four pages are indeed necessary for planar graphs. *J. Comput. Geom.* 11(1), 332–353 (2020), <https://journals.carleton.ca/jocg/index.php/jocg/article/view/504>
6. Bernhart, F., Kainen, P.C.: The book thickness of a graph. *J. Comb. Theory, Ser. B* 27(3), 320–331 (1979), [https://doi.org/10.1016/0095-8956\(79\)90021-2](https://doi.org/10.1016/0095-8956(79)90021-2)
7. Chinn, P.Z., Chvatalova, J., Dewdney, A.K., Gibbs, N.E.: The bandwidth problem for graphs and matrices - a survey. *J. Graph Theory* 6(3), 223–254 (1982), <https://doi.org/10.1002/jgt.3190060302>
8. Di Battista, G., Frati, F., Pach, J.: On the queue number of planar graphs. *SIAM J. Comput.* 42(6), 2243–2285 (2013), <https://doi.org/10.1137/130908051>
9. Díaz, J., Petit, J., Serna, M.J.: A survey of graph layout problems. *ACM Comput. Surv.* 34(3), 313–356 (2002), <https://doi.org/10.1145/568522.568523>
10. Dujmović, V., Frati, F.: Stack and queue layouts via layered separators. *J. Graph Algorithms Appl.* 22(1), 89–99 (2018), <https://doi.org/10.7155/jgaa.00454>
11. Dujmović, V., Joret, G., Micek, P., Morin, P., Ueckerdt, T., Wood, D.R.: Planar graphs have bounded queue-number. In: Zuckerman, D. (ed.) *FOCS*. pp. 862–875. IEEE Computer Society (2019), <https://doi.org/10.1109/FOCS.2019.00056>
12. Dujmovic, V., Joret, G., Micek, P., Morin, P., Ueckerdt, T., Wood, D.R.: Planar graphs have bounded queue-number. *J. ACM* 67(4), 22:1–22:38 (2020), <https://dl.acm.org/doi/10.1145/3385731>
13. Dujmović, V., Morin, P., Wood, D.R.: Layout of graphs with bounded tree-width. *SIAM J. Comput.* 34(3), 553–579 (2005), <https://doi.org/10.1137/S0097539702416141>
14. Dujmović, V., Pór, A., Wood, D.R.: Track layouts of graphs. *Discrete Mathematics & Theoretical Computer Science* 6(2), 497–522 (2004), <http://dmtdcs.episciences.org/315>
15. Heath, L.S.: Embedding planar graphs in seven pages. In: *FOCS*. pp. 74–83. IEEE Computer Society (1984), <https://doi.org/10.1109/SFCS.1984.715903>
16. Heath, L.S., Leighton, F.T., Rosenberg, A.L.: Comparing queues and stacks as mechanisms for laying out graphs. *SIAM J. Discrete Math.* 5(3), 398–412 (1992), <https://doi.org/10.1137/0405031>
17. Heath, L.S., Rosenberg, A.L.: Laying out graphs using queues. *SIAM J. Comput.* 21(5), 927–958 (1992), <https://doi.org/10.1137/0221055>
18. Horton, S.B., Parker, R.G., Borie, R.B.: On minimum cuts and the linear arrangement problem. *Discret. Appl. Math.* 103(1-3), 127–139 (2000), [https://doi.org/10.1016/S0166-218X\(00\)00173-6](https://doi.org/10.1016/S0166-218X(00)00173-6)
19. Kratochvíl, J., Vaner, M.: A note on planar partial 3-trees. *CoRR* abs/1210.8113 (2012), <http://arxiv.org/abs/1210.8113>
20. Wiechert, V.: On the queue-number of graphs with bounded tree-width. *Electr. J. Comb.* 24(1), P1.65 (2017), <http://www.combinatorics.org/ojs/index.php/eljc/article/view/v24i1p65>
21. Wood, D.R.: Queue layouts, tree-width, and three-dimensional graph drawing. In: Agrawal, M., Seth, A. (eds.) *FST TCS*. LNCS, vol. 2556, pp. 348–359. Springer (2002), [https://doi.org/10.1007/3-540-36206-1\\_31](https://doi.org/10.1007/3-540-36206-1_31)
22. Yannakakis, M.: Embedding planar graphs in four pages. *J. Comput. Syst. Sci.* 38(1), 36–67 (1989), [https://doi.org/10.1016/0022-0000\(89\)90032-9](https://doi.org/10.1016/0022-0000(89)90032-9)

## Appendix

### A Omitted details from Section 2.

In this section, we provide further insights for the recursive algorithm by Dujmović, Pór and Wood. [14]. As already mentioned in the main part of the paper, this algorithm constructs a straight-line drawing  $\Gamma(G)$  of an input maximal outerplane graph  $G$  by maintaining Invariants (O.1) and (O.2) presented in Section 2. The base of the recursion consists of a triangle<sup>7</sup> that can be trivially drawn with two span-1 edges and one span-2 edge satisfying Invariants (O.1) and (O.2). Assume that  $G$  has  $n > 3$  vertices. Since  $G$  is biconnected outerplane, it contains a vertex  $v$  of degree 2. Removing  $v$  yields a biconnected outerplane graph  $G'$  with  $n - 1$  vertices, which recursively admits a drawing  $\Gamma(G')$  satisfying Invariants (O.1) and (O.2). By Invariant (O.1), none of the edges in  $\Gamma(G')$  is drawn vertically. To obtain drawing  $\Gamma(G)$  of  $G$  vertex  $v$  is introduced in  $\Gamma(G')$  as follows. Let  $u$  and  $w$  be the neighbors of  $v$  in  $G$ . Since  $G$  is maximal outerplane,  $(u, w)$  is an edge of  $G$  that lies on the outerface of  $\Gamma(G')$ . By Invariant (O.2),  $(u, w)$  is either a span-1 or a span-2 edge. Assume that  $(u, w)$  is along the upper envelope of  $\Gamma(G')$ ; the case where it is along the lower envelope is symmetric. Assume first that  $(u, w)$  has span 1 in  $\Gamma(G')$  and w.l.o.g. that  $y(u) = y(w) + 1$ . Then, vertex  $v$  is placed such that  $y(v) = y(u) + 1$  and  $x(v) = \frac{1}{2}(x(u) + x(w))$ ; see Fig. 3a. Hence,  $(u, v)$  and  $(v, w)$  have span 1 and 2, respectively, which implies that Invariant (O.2) is maintained. Since edge  $(u, w)$  of the upper envelope of  $\Gamma(G')$  is replaced by the  $x$ -monotone path  $u \rightarrow v \rightarrow w$  in  $\Gamma(G)$ , Invariant (O.1) is also maintained. Assume now that  $(u, w)$  has span 2 in  $\Gamma(G')$  and w.l.o.g. that  $y(u) = y(w) + 2$ . Then, vertex  $v$  is placed such that  $y(v) = y(u) - 1$  and  $x(v) = \frac{3x(u) + x(w)}{4}$ ; see Fig. 3b. This implies that both edges  $(u, v)$  and  $(v, w)$  have span 1. Similarly to the previous case, one can argue that Invariants (O.1) and (O.2) are maintained.

### B Omitted details from Section 3.

**Outerplanar graphs.** We present in detail how the algorithm by Dujmović et al. [14] can be adjusted to maintain Invariant (O.3), besides (O.1) and (O.2). To this end, we observe that a biconnected maximal outerplane graph with at least four vertices contains at least two non-adjacent degree-2 vertices. Let  $x$  be such a degree-2 vertex of  $G$ , which we assume to be fixed in the recursive construction of  $\Gamma(G)$  described in Section 2. In particular, by our previous observation, we can always remove a degree-2 vertex that is different from  $x$  at every recursive step. This ensures that  $x$  will eventually appear in the triangle  $\mathcal{T}$  that is drawn at the base of the recursion. We draw  $\mathcal{T}$ , such that  $x$  is its bottommost vertex while its two incident edges are of span-1 and span-2 as follows. Let  $y$  and  $z$  be the other two vertices of  $\mathcal{T}$ . We draw  $x$ ,  $y$  and  $z$  at  $(2, 0)$ ,  $(0, 1)$  and  $(1, 2)$ , respectively.

<sup>7</sup> In [14], Dujmović et al. consider a single edge at the base of the recursion. To ease the presentation, we slightly modify their approach.

This implies that  $(x, y)$  forms the lower envelope of  $\mathcal{T}$ , while  $(y, z)$  and  $(z, x)$  form the upper one. This guarantees that Invariant (O.3) is maintained at the base of the recursion. Assume now that drawing  $\Gamma(G')$  obtained by removing  $v$  from  $G$  satisfies Invariant (O.3), such that the edge  $(x, y)$  of  $\mathcal{T}$  forms the lower envelope of  $\Gamma(G')$ . Since  $(x, y)$  belongs to the outer face of  $G$ , it follows that  $v$  is incident to two vertices of the upper envelope of  $\Gamma(G')$ . So, after the addition of  $v$  to  $\Gamma(G')$  in order to obtain  $\Gamma(G)$ , edge  $(x, y)$  forms the lower envelope of  $\Gamma(G)$ , as desired.

In the following, we focus on Lemma 2, which was only partially proved in the main part of the paper due to space constraints. In particular, part (a) of Lemma 2, which was proved in the main part of the paper, required Invariant (O.3), i.e., it does not necessarily hold for all drawings obtained by the algorithm by Dujmović et al. [14]. Part (b) of Lemma 2, which we prove in the following, holds for drawings that do not necessarily satisfy Invariant (O.3), i.e., it holds even for drawings obtained by directly applying the algorithm by Dujmović et al. [14] without our modification.

**Lemma 2.** *Let  $\Gamma(G)$  be an outerplanar drawing satisfying Invariants (O.1)–(O.3) of a biconnected maximal outerplane graph  $G$ . Then, each vertex of  $G$  is*

- (a) *the top vertex of at most two triangular faces of  $\Gamma(G)$  and*
- (b) *the side vertex of at most two triangular faces of  $\Gamma(G)$ .*

*Proof.* As already mentioned, the proof of (a) is given in the main part of the paper. So, here we focus on the proof of (b). Assume for a contradiction that  $G$  contains a vertex  $u$ , which is the side vertex of three triangular faces, say  $\mathcal{T}_1, \mathcal{T}_2$  and  $\mathcal{T}_3$ , of  $\Gamma(G)$ . For a significantly small constant  $\varepsilon > 0$ , let  $p_1 = (x(u) - \varepsilon, y(u))$  and  $p_2 = (x(u) + \varepsilon, y(u))$ , and consider the two horizontal rays  $r_1$  and  $r_2$  emanating from vertex  $u$ , such that  $r_1$  and  $r_2$  contain points  $p_1$  and  $p_2$ , respectively. Since  $u$  is side vertex for  $\mathcal{T}_1, \mathcal{T}_2$  and  $\mathcal{T}_3$ , it follows by Invariant (O.2) that the span-2 edge of each of  $\mathcal{T}_1, \mathcal{T}_2$  and  $\mathcal{T}_3$  crosses either  $r_1$  or  $r_2$ ; by the choice of  $\varepsilon$ , we may assume that if a span-2 edge of one of  $\mathcal{T}_1, \mathcal{T}_2$  and  $\mathcal{T}_3$  crosses  $r_1$  ( $r_2$ ), then point  $p_1$  ( $p_2$ , respectively) lies in the interior of it. On the other hand, by outerplanarity, each of the points  $p_1$  and  $p_2$  can be contained in at most one of  $\mathcal{T}_1, \mathcal{T}_2$  and  $\mathcal{T}_3$ ; a contradiction.

**General planar graphs.** We provide further details for our adjustments of the algorithm by Dujmović et al. [12]. We start with a property of the augmentation of graph  $H$ .

**Property 11.** *Each vertex  $v_\tau$  corresponding to a tripod  $\tau$  in  $G$  always lies in the interior of a separating 3-cycle  $C$  that contains all the vertices that correspond to its parent tripods on its boundary (and is connected to each of its parents).*

*Proof.* To see this, observe that if  $\tau$  has three parent  $\tau_1, \tau_2$  and  $\tau_3$ , then  $C$  is formed by  $v_{\tau_1}, v_{\tau_2}$  and  $v_{\tau_3}$ , such that  $v_\tau$  is connected to each of them. If  $\tau$  has two parent  $\tau_1$  and  $\tau_2$ , then  $C$  is formed by  $v_{\tau_1}, v_{\tau_2}$  and a subdivision vertex, such that  $v_\tau$  is connected to  $v_{\tau_1}$  and  $v_{\tau_2}$ . Finally, if  $\tau$  has only one parent  $\tau_1$ , then  $C$  is formed by  $v_{\tau_1}$  and two subdivision vertices, such that  $v_\tau$  is connected to  $v_{\tau_1}$ .

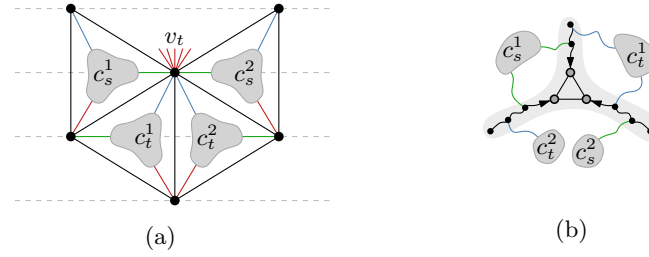


Fig. 8: Illustrations for the proof of Property 12.

In the following, we prove that Cases (i) and (ii) in the selection of the first vertical path of  $\tau$  cannot apply simultaneously, which implies that the first path of  $\tau$  is well-defined.

**Property 12.** *Cases (i) and (ii) in the selection of the first vertical path of  $\tau$  do not apply simultaneously.*

*Proof.* Assume for a contradiction that the tripod-vertices of  $c_s^1$  and  $c_s^2$  are connected to all three vertical paths of  $\tau$ , and also that the tripod-vertices of  $c_t^1$  and  $c_t^2$  are connected to all three vertical paths of  $\tau$ . Since  $v_\tau$  is the top vertex of the two triangular faces  $f_t^1$  and  $f_t^2$  that contain  $c_t^1$  and  $c_t^2$  in their interior in  $\Gamma(H'_l)$ , it follows that the edges connecting  $v_\tau$  to  $c_t^1$  and  $c_t^2$  appear consecutively around  $v_\tau$  in the cyclic order of the binding edges between levels  $L_l$  and  $L_{l+1}$  of  $H'$ ; refer to the blue edges of Fig. 8a. Also, since  $v_\tau$  is the side vertex of the two triangular faces  $f_s^1$  and  $f_s^2$  that contain  $c_s^1$  and  $c_s^2$  in their interior in  $\Gamma(H'_l)$ , we may assume w.l.o.g. that the edges connecting  $v_\tau$  to  $c_s^1$  immediately precede the edges connecting  $v_\tau$  to  $c_t^1$  and  $c_t^2$ , while the edges connecting  $v_\tau$  to  $c_s^2$  immediately follow them; refer to the green edges of Fig. 8a (note that since we have assumed that the vertices of  $c_s^1$  precede the vertices of  $c_s^2$ , our assumption on the order of the edges around  $v_\tau$  is a property of the algorithm by Alam et al. [1]). Now, if the tripod-vertices of  $c_s^1$  and  $c_s^2$  are connected to all three vertical paths of  $\tau$ , and the same holds for the tripod-vertices of  $c_t^1$  and  $c_t^2$ , then Property (P.10) implies that in  $G$  the edges connecting vertices of  $\tau$  to tripod-vertices of  $c_t^1$  and  $c_t^2$  alternate with edges connecting vertices of  $\tau$  to tripod-vertices of  $c_s^1$  and  $c_s^2$ ; see e.g. Fig. 8b. Hence, the cyclic order of the edges around  $v_\tau$  in  $H'$  is not the same as the cyclic order of the edges incident to vertices of  $\tau$  along a clockwise traversal of  $\tau$  in  $G$ , contradicting Property (P.9). Hence, Case (i) and (ii) cannot apply simultaneously, as we initially claimed.

## C Omitted details from Section 4.

**Lemma 6.** *In the queue layout computed by our modification of the algorithm by Dujmović et al. [12], the inter-bag edges of  $G$  do not form a 40-rainbow.*



*Proof.* To prove the statement, it suffices to show that the inter-bag edges of  $G$  that belong to each of (E.3)–(E.5) form at most a 13-rainbow. We focus on the edges of (E.3), that is, on the intra-layer inter-bag edges of  $G$ ; the other two types of edges, i.e., forward and backward inter-layer inter-bag edges, can be treated similarly. We partition the edges of (E.3) into five subsets  $E_3^0, \dots, E_3^4$ , such that for  $i = 0, \dots, 4$ , set  $E_3^i$  contains the following subset of (E.3)-edges of  $G$ :

$$E_3^i = \{(u, v) \in (E.3) : u \in A_x, v \in A_y, (x, y) \in \mathcal{Q}_i\}.$$

By Property (P.3), the edges of  $E_3^i$  can form at most a 3-rainbow (this property actually implies the initial bound of 15 queues for all intra-layer inter-bag edges of  $G$  by Dujmović et al. [12]). We next prove that neither the edges of  $E_3^3$  nor the edges of  $E_3^0$  form a 3-rainbow, which yields the desired reduction from 15 to 13 on the size of the maximum rainbow formed by the edges of (E.3). Assume that this is not true, say for the edges of  $E_3^2$ ; a symmetric argument applies for the edges of  $E_3^3$ . Let  $(u_1, v_1)$ ,  $(u_2, v_2)$  and  $(u_3, v_3)$  be three edge of  $E_3^2$  that form a 3-rainbow, such that  $u_1 \prec_G u_2 \prec_G u_3 \prec_G v_3 \prec_G v_2 \prec_G v_1$ . Since  $(u_1, v_1)$ ,  $(u_2, v_2)$  and  $(u_3, v_3)$  are (E.3)-edges, i.e., intra-layer edges, their endpoints  $u_1, u_2, u_3, v_1, v_2$  and  $v_3$  all belong to the same layer of the BFS-layering of  $G$ <sup>8</sup>. Assuming that  $u_i \in A_{x_i}$  and  $v_i \in A_{y_i}$ , it follows that  $(x_i, y_i)$  is an edge of  $H$  assigned to  $\mathcal{Q}_2$  and  $x_i \prec_H y_i$ . By Property (P.3), either  $x_1 = x_2 = x_3$  or  $y_1 = y_2 = y_3$  holds. First, we prove that  $x_1 = x_2 = x_3$  always holds. Assume for a contradiction that, w.l.o.g.,  $x_1 \neq x_2$ . Then,  $y = y_1 = y_2 = y_3$  holds. Since the edges of  $\mathcal{Q}_2$  are binding in the peeling-into-levels decomposition of  $H'$  and since  $x_1 \prec_H x_2 \prec_H y$ , vertices  $x_1$  and  $x_2$  belong to level  $L_j$  of  $H'$ , while  $y$  belongs to level  $L_{j+1}$ , for some  $0 \leq j < \lambda$ . By Property (T.4),  $y$  has only one neighbor on level  $L_j$  such that the edge connecting  $y$  to this neighbor is assigned to  $\mathcal{Q}_2$ . This contradicts the fact that both edges  $(x_1, y)$  and  $(x_2, y)$  are assigned to  $\mathcal{Q}_2$ , since  $x_1 \neq x_2$ . Hence  $x = x_1 = x_2 = x_3$  holds.

Now, since the edges of  $\mathcal{Q}_2$  are binding in the peeling-into-levels decomposition of  $H'$ , and since, for  $i = 1, 2, 3$ ,  $x \prec_H y_i$ , it follows that vertex  $x$  belongs to level  $L_j$  of  $H'$ , while vertex  $y_i$  belongs to level  $L_{j+1}$ , for some  $0 \leq j < \lambda$ . Let  $\tau$  be the tripod of bag  $A_x$  and let  $\tau_1, \tau_2, \tau_3$  be the tripods of  $A_{y_1}, A_{y_2}$  and  $A_{y_3}$ , respectively. Note that vertices  $y_1, y_2$  and  $y_3$  are not necessarily distinct, that is, the corresponding tripods  $\tau_1, \tau_2$  and  $\tau_3$  are not necessarily pairwise different. However, since  $u_1 \prec_G u_2 \prec_G u_3$ , and since  $u_1, u_2$  and  $u_3$  belong to the same layer in the BFS-layering  $\mathcal{L}$  of  $G$ , we can conclude that  $u_1, u_2$  and  $u_3$  belong to  $p_1, p_2$  and  $p_3$ , respectively, where  $p_1, p_2$  and  $p_3$  are the first, second and third vertical paths of  $\tau$ . Since, for  $i = 1, 2, 3$ , the edge  $(x, y_i)$  belongs to  $H$ , it follows that  $\tau$  is a parent tripod of  $\tau_i$  or vice versa. Since  $x$  belongs to level  $L_j$  of  $H'$  and

<sup>8</sup> Note that if we had assumed that  $(u_1, v_1)$ ,  $(u_2, v_2)$  and  $(u_3, v_3)$  belonged to one of (E.4) or (E.5), i.e., inter-layer edges, vertices  $u_1, u_2$  and  $u_3$  would all belong to one layer, while vertices  $v_1, v_2$  and  $v_3$  would belong to the next layer. In what follows, we will only use the fact that vertices  $u_1, u_2$  and  $u_3$  belong to the same layer and that vertices  $v_1, v_2$  and  $v_3$  belong to the same layer, without discriminating whether the two layers are the same or not.

vertices  $y_1$ ,  $y_2$  and  $y_3$  belong to level  $L_{j+1}$ , by Lemma 4 we conclude that  $\tau$  is a parent tripod of  $\tau_1$ ,  $\tau_2$  and  $\tau_3$ . By Lemma 3, there exist at most two connected components  $c_s^1$  and  $c_s^2$  of  $H'_{j+1}$ , such that the edges connecting  $x$  to vertices of  $c_s^1$  and  $c_s^2$  have been assigned to  $\mathcal{Q}_2$ . W.l.o.g, by Invariant (T.2) we assume that all vertices of  $c_s^1$  (if any) precede those of  $c_s^2$  (if any).

We first argue that not all vertices  $y_1$ ,  $y_2$  and  $y_3$  belong to only one of  $c_s^1$  or  $c_s^2$ , which further implies that both components  $c_s^1$  and  $c_s^2$  exist. Assume to the contrary that  $y_1, y_2$  and  $y_3$  belong to  $c_s^1$ ; a similar argument applies for  $c_s^2$ . By Property (P.6), tripod-vertices of component  $c_s^1$  are not adjacent to the vertices of at least one vertical path of  $\tau$  in  $G$ , say  $p_3$ . In this case, however, we obtain a contradiction to the fact that  $v_3$ , which is a tripod-vertex of  $c_s^1$ , is connect to  $u_3$  that belongs to  $p_3$ , i.e., edge  $(u_3, v_3)$  cannot exist in  $G$ .

Hence, not all vertices  $y_1$ ,  $y_2$  and  $y_3$  belong to only one of  $c_s^1$  or  $c_s^2$ , as we initially claimed. In particular, since  $y_3 \preceq_H y_2 \preceq_H y_1$  and since all vertices of  $c_s^1$  precede those of  $c_s^2$ , it follows that  $y_3$  belongs to  $c_s^1$ , while  $y_1$  belongs to  $c_s^2$ . Since  $u_1, u_2$  and  $u_3$  belong to  $p_1, p_2$  and  $p_3$ , respectively, the vertices of  $c_s^1$  and  $c_s^2$  are connected to all vertical paths of  $\tau$ . Thus, Property (P.11) applies, which implies that the tripod-vertices of  $c_s^2$  (including  $v_1$ ) are not connected to the first vertical path  $p_1$  of  $\tau$ , which is a contradiction to the fact that  $(u_1, v_1)$  is an edge of  $G$ , since  $u_1 \in p_1$ . Hence, the edges of  $E_3^2$  cannot form a 3-rainbow. Symmetrically, we can prove that the edges of  $E_3^3$  cannot form a 3-rainbow, which completes the proof of the lemma.