
GitTables: A Large-Scale Corpus of Relational Tables

Madelon Hulsebos^{1,2}, Çağatay Demiralp², and Paul Groth¹

¹University of Amsterdam, Amsterdam, 1012 WX

²Sigma Computing, San Francisco, CA 94105

{m.hulsebos, p.t.groth}@uva.nl
cagatay@sigmacomputing.com

Abstract

The practical success of deep learning has sparked interest in improving relational table tasks, like data search, with models trained on large table corpora. Existing corpora primarily contain tables extracted from HTML pages, limiting the capability to represent offline database tables. To train and evaluate high-capacity models for applications beyond the Web, we need additional resources with tables that resemble relational database tables.

Here we introduce GitTables, a corpus of currently 1.7M relational tables extracted from GitHub. Our continuing curation aims at growing the corpus to at least 10M tables. We annotate table columns in GitTables with more than 2K different semantic types from Schema.org and DBpedia. Our column annotations consist of semantic types, hierarchical relations, range types and descriptions. The corpus is available at <https://gittables.github.io>.

Our analysis of GitTables shows that its structure, content, and topical coverage differ significantly from existing table corpora. We evaluate our annotation pipeline on hand-labeled tables from the T2Dv2 benchmark and find that our approach provides results on par with human annotations. We demonstrate a use case of GitTables by training a semantic type detection model on it and obtain high prediction accuracy. We also show that the same model trained on tables from the Web generalizes poorly.

1 Introduction

Deep learning (DL) models in the past decade have dramatically improved many long standing computer vision and natural language processing (NLP) tasks [23]. This practical success of DL has also spurred interest in its applications to tasks in other domains, including data management tasks, from data cleaning to annotation [40]. To train DL models, earlier work primarily relied on corpora consisting of tables scraped from HTML pages [44], such as WebTables [9] and WikiTables [4]. These corpora have the scale for training high capacity models and are rich in textual values, making them attractive for applications of existing DL models, particularly NLP models. As such, they have played an important role in facilitating research into data analysis and management tasks [8, 44].

However, tables extracted from HTML pages on the Web (Web tables) provide at best a skewed representation of tables in the wild especially those residing in databases, particularly enterprise databases [25, 11, 22]. For example, the semantic type `id` or `identifier` does not even appear among the twenty most frequent headers of WebTables [41], the largest table corpus to date. It is therefore unsurprising that models based on Web tables have limited applications beyond the Web [8]. To broaden the impact of data-driven data management research, we need new tabular data collections complementing existing corpora with tables resembling database tables.

id	species	element						number of person born in			
		group	country	state	gender	age	specialty	source	place	year	
Isolate Id	Study	Organism Group	Country	State	Gender	Age Group	Speciality	Source	In/Out Patient	Year	
1308726	TEST	Enterococcus faecium	Enterococcus spp	Vietnam	nan	Male	19 to 64 Years	Medicine General	GU: Urine	Inpatient	2015
1308726	TEST	Enterococcus faecium	Enterococcus spp	Vietnam	nan	Male	19 to 64 Years	Medicine General	GU: Urine	Inpatient	2015
1308726	TEST	Enterococcus faecium	Enterococcus spp	Vietnam	nan	Male	19 to 64 Years	Medicine General	GU: Urine	Inpatient	2015

Figure 1: An example of an annotated table in GitTables. Annotations are provided with confidence scores. The match between “Species” and `species` has, for example, a score of 1, while “Organism Group” to `element` group has a score of 0.7. These scores enable users to filter annotations based on their use-case.

To address the demand for such a collection, we introduce GitTables: a corpus with 1.7M relational tables extracted from GitHub files in the comma-separated values (CSV) format. We will keep the corpus growing to have at least 10M tables. Large-scale data repositories have enabled pretrained language models such as BERT [14] and GPT [7]. The scale of GitTables will facilitate the extension of deep transfer learning models to downstream tasks such as data preparation, analysis and discovery.

Given the wide usability of column semantics for such tasks, we also annotate table columns using a syntactic as well as semantic method with the DBpedia and Schema.org ontologies (an example in Figure 1). Semantically rich annotations together with DL present a unique opportunity to model table semantics as demonstrated by TURL [13], TabFact [10], and TaBERT [42]. Therefore, our annotations include semantic types of columns along with their range type, descriptions, and hierarchical relations.

Our analysis of GitTables confirms the different nature of the tables: the tables in our corpus have significantly larger dimensions (rows and columns) and structurally different content than Web tables. The semantic type distribution also deviates significantly from the semantic distribution of Web tables, illustrating its different topical coverage. GitTables is available through <https://gittables.github.io>.

In summary, we contribute (1) GitTables, a new large-scale table corpus. To the best of our knowledge, GitTables is the first large-scale relational table corpus with topical coverage and content structurally different than tables extracted from HTML pages. (2) A new scalable automated column-annotation method using distant-supervision. We annotate the columns in GitTables with semantics consisting of semantic types, range types, hierarchical relations, and descriptions, making GitTables the largest annotated table corpus to date. (3) An analysis of GitTables, illustrating its complementary characteristics to existing corpora, as well as an experiment demonstrating its value for learning semantic column type models.

2 Related work

Web initiatives such as Common Crawl, Wikipedia, and Open Data have been cost-effective resources for curating unstructured and structured data at scale [28, 4, 29]. Below we discuss large-scale table corpora sourced from these initiatives and review prior work annotating column semantics of tables sampled from these corpora in.

2.1 Large-scale table corpora

WebTables and Dresden Web Tables WebTables and the Dresden Web Tables corpora extract tables from HTML pages in the Common Crawl corpus [9, 15]. These corpora provide an abundance of relational tables ranging from 59M to 90M and have been instrumental in advancing applications like table augmentation and integration [8, 44]. However, as interest in relational tables beyond the Web increases, it is clear that Web tables generalize poorly due to their small dimensions and different content [22].

WikiTables To provide high-quality tables with semantics that are easier to detect than those of arbitrary Web tables, WikiTables extracts approximately 2M tables from Wikipedia [4]. This corpus is primarily suitable for tasks such as question answering that rely on the quality of the table contents. Unsurprisingly, the tables in WikiTables are just as small as those in WebTables.

Table 1: Existing large-scale relational table corpora and GitTables. Tables extracted from CSV files have considerably higher dimensions, evoking actual tables in databases.

Name	Table source	# tables	Avg # rows	Avg # cols
WebTables [24]	HTML pages	90M	11	4
Dresden Web Tables [15]	HTML pages	59M	17	6
WikiTables [4]	Wikipedia entries	2M	15	6
Open Data Portal Watch ¹ [29]	Open Data portals	1M	379	14
VizNet [18]	WebTables, Plotly, i.a.	31M	17	3
GitTables	GitHub repositories	1.7M	209	25

Open Data Portal Watch With 1M structured data files extracted from 260 Open Data portals [29], this is the first substantial corpus not sourced from HTML pages. Its large proportion of CSV files from mostly governmental institutions indicates that such files are frequently used in practice. From this corpus, 100K CSV files were parsed to tables and analysed for formatting, structure and data types [27]. This analysis illustrates the different dimensions and range type distributions of such tables, motivating the construction of a large-scale corpus like GitTables.

VizNet VizNet was constructed to train and evaluate visualization methods with real-world tables [18]. It combines 31M tables from WebTables [9], ManyEyes [38], Plotly [31], and Open Data Portal Watch [29]. A t-SNE projection of featurized tables suggests that tables not from the Web exhibit different internal structures from both WebTables and synthetically generated tables, providing further evidence for differences between Web tables and tables from other sources.

2.2 Table datasets with annotated column semantics

T2Dv2 This small subset of tables from WebTables was built to benchmark methods for knowledge base (KB) augmentation [34]. The rows, columns and tables were manually annotated with correspondences to DBpedia instances, properties and classes. This was found to be a trivial target for KB matching due to the many “obviously” linkable entities. Recent work also points out that Web tables might not be typical of tables used for KB augmentation [11].

SemTab The SemTab challenge [20] provides datasets for benchmarking KB matching methods. Each dataset consists of synthetic tables and represents a different difficulty level for KB matching. The tables were populated by WikiData and “refined” by adding for example noise. SemTab 2020 incorporates 180 larger-sized Wikipedia tables were enriched with noise to mimic real tables [11]. Columns were annotated by linking cell entities to DBpedia types and aggregating these types to a column-level annotation. GitTables can be a useful resource in future rounds of the SemTab challenge for benchmarking table interpretation methods on database-like tables.

TURL Inspired by pretrained language models (e.g., [14, 33, 7]), TURL [13] provides a framework for learning embedding representations of Web tables through a pretrained model. Pretrained models require fine-tuning with labeled data to be applied to specific tasks in domains. To do this, a set of tables from WikiTables is annotated with 255 semantic types from Freebase. Application of learned table representations for table understanding motivates the construction of a larger-scale and rich corpus to support this nascent line of research.

Table 2: Characteristics of annotated relational table datasets. Existing annotated corpora are limited in the number of tables and types, while GitTables provides a large-scale corpus annotated with 2K types.

Dataset	Table source	# tables	Avg # rows	Avg # cols	# types	Ontology
T2Dv2 [1]	WebTables	779	17	4	275	DBpedia
SemTab ² [20]	WikiData, Wikipedia	132K	224	4	-	DBpedia
TURL [13]	WikiTables	407K	18	3	255	Freebase
GitTables	GitHub	1.5M	209	25	2K	DBpedia, Schema.org

¹Average # rows and columns are based on the analysis of 100K CSV files [27]

²We aggregate statistics of all table subsets of SemTab 2020.

3 GitTables

In this section, we first summarize the criteria that guided our curation of GitTables. We then discuss how GitTables satisfies these criteria and describe our corpus pipeline in detail.

3.1 Design principles of GitTables

Based on the gaps reported in the literature and our experience developing learned models for table interpretation tasks, we identified four criteria for GitTables:

C1 To facilitate data-driven relational table models, the corpus should have a scale exceeding the 1M structured data files living in Open Data portals.

C2 To advance research beyond the Web, we need “database”-like tables which are considerably larger and more heterogeneous than the small, text-heavy Web tables.

C3 The corpus should have topical coverage and content that generalizes to enterprises, governments, and medical institutions.

C4 The increased interest in data-driven methods for e.g. data search and validation means that tables must be enriched with semantic annotations.

We considered different public interfaces to retrieve structured data files for our relational tables. On GitHub, we performed a simple search for CSV files containing the comma character (“,”), yielding 77,135,047 files³. This suggested that GitHub can be an effective resource for collecting a relational table corpus at scale (criterion **C1**). We focused on the CSV format given its wide use in storing raw structured data [27], as reflected by the massive number of CSV files we found in our search.

GitHub is commonly used by programmers, data scientists, and researchers, among others [30, 21]. Given the proximity of such users to actual databases, GitHub is a rich source for heterogeneous tables. Prior analyses of CSV files from GitHub also found that these files have diverse formatting and the tables extracted from them have relatively large dimensions [37, 21]. These properties are common across database contexts [37, 22], so that we consider CSV files from GitHub a suitable resource for database-like tables (**C2**).

Inspired by the construction of ImageNet [12], we select 67K unique English nouns from WordNet [36] yielding a set of diverse keywords (called “topics”) to specify our search queries. Although it introduces some bias towards English tables, WordNet nouns have the desired topical coverage to ensure content diversity in GitTables (**C3**). To avoid the “WordNet effect” [5], we curate this set and remove topics like “killing” which might yield tables with offensive content and are out of scope.

To satisfy the criterion **C4**, we provide semantic annotations for table columns. We developed two annotation methods, one a syntactic method informed by Sherlock [19] and the other leveraging a pretrained semantic model. We considered multiple ontologies to accommodate different use-cases, and selected DBpedia [2] and Schema.org [17] as they are well curated and provide complementary and diverse semantic types (as discussed further in Section 3.4).

Our high-level pipeline comes down to 1) extracting CSV files from GitHub, 2) parsing CSV files to tables, and 3) annotating tables with column semantics. Figure 2 visualizes this pipeline.

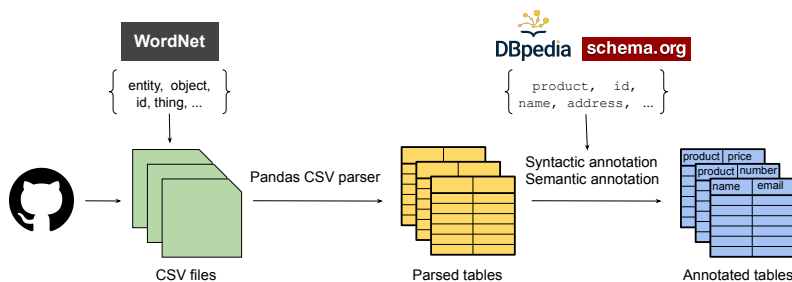


Figure 2: The pipeline for creating GitTables consists of 1) extracting CSV files from GitHub, 2) parsing CSV files to tables, and 3) annotating tables with column semantics from DBpedia and Schema.org.

³<https://github.com/search?p=100&q=%22%2C%22+extension%3Acsv&type=Code> (27 August 2021)

3.2 Extracting CSV files from GitHub

GitHub restricts querying in multiple ways to avoid overloading its Search API. First, it is not possible to retrieve files larger than 438 kB; this bounds the CSV files we extract. Although some organizations may use larger files, most CSV files in Open Data portals are found to be smaller than 100 kB [27]. Second, the search responses are limited to 1000 files. This restriction makes the process of extracting a massive set of CSV files nontrivial, as detailed below.

First we construct an initial “topic query“ for each topic from WordNet restricted to files with the CSV format. For example, we retrieve CSV files that contain the word “object” by the query `q=‘object’ extension:csv`. We execute this initial topic query through the GitHub Search API and get the initial response size of this query representing the number of GitHub URLs pointing to CSV files containing the word “object”.

Since the API restricts the number of files per query to 1000 and many topic queries return around 100K files, we segment the initial queries. We use the “size” qualifier to perform this segmentation, and generate sequences of file size ranges (in bytes) proportional to the number of files in the initial response. This results in segmented topic queries like `q=‘id’ extension:csv size:50..100`, `q=‘id’ extension:csv size:100..150`, and so on. We execute all segmented queries and collect the paginated responses, each of which contains approximately 1000 URLs.

We traverse the paginated responses to extract all URLs for a given topic. We are able to collect the license associated with each repository. Our aim is to only distribute CSV files if the associated license allows distribution. We then iteratively write the raw contents pointed to by the URLs to CSV files.

3.3 Parsing CSV files to tables

Once we have the CSV files, we attempt to parse them to tables using the CSV parser from the Pandas library, a widely used data processing and analysis library for Python [26]. We leverage the integrated functionality of Python’s Sniffer tool to determine the delimiter of the CSV files. We assume that all first rows correspond to the header row, as is typically the case for CSV files [35]. Lines at the beginning of the file are skipped in case they are empty. We also remove rows in case they are “bad lines,” such as lines with an extra delimiter.

An analysis of a collection of text extracted from web pages illustrates that messages from Twitter⁴ and Reddit⁵ can contain harmful content [3]. To avoid inclusion of harmful content from social media platforms potentially stored in tables, we exclude tables of which a column name contains “twitter”, “tweet”, “reddit” or “facebook”.

3.4 Annotating tables with column semantics

Semantic types

In total, we extracted 2831 properties from DBpedia that we use as semantic types. From Schema.org we included properties as well as types that together sum to 2637 semantic types. Table 3 presents additional statistics on the ontologies. Most semantic types from DBpedia relate to domains like Person, Place or PopulatedPlace while types in Schema.org are more scattered across domains topped by CreativeWork, Organization, Person, and Offer. We enrich semantic types with their metadata like hierarchical relations and descriptions which can be exploited in model evaluation and training. We provide the following metadata per semantic type if available:

- 1) semantic column type in English, e.g. id and name,
- 2) range type, e.g. Number and Text,
- 3) domain, e.g. address has domain Person, Organization, among others,
- 4) superclass or superproperty, e.g. product id \rightarrow id, and
- 5) description, e.g. “The identifier property represents any kind of identifier for any kind of Thing, such as ISBNs, GTIN codes, UUIDs.”

⁴<https://twitter.com>

⁵<https://reddit.com>

Table 3: Counts of unique semantic types, range types, and domains in DBpedia and Schema.org.

Ontology	# semantic types	# range types	# domains
DBpedia	2831	189	274
Schema.org	2637	268	354

Annotation Informed by an analysis of public CSV files [27], we process the semantic types and headers by replacing underscores and hyphens, split Camel-Cased combined words, and converting all strings to lower case. Experiments showed that column names with numbers were often annotated with semantic types from Schema.org that coincidentally contain a number. Given the scale of this behavior, the annotation pipeline does not annotate columns with numbers.

The original column names can be useful indicators of what a column’s data consists of. To provide relatively strict annotations, we leverage the preprocessed column names and link them syntactically to semantic types in the ontologies [19, 43]. We call this the syntactic annotation method. Although column names are not normalized (the same column values might be named differently), training and evaluation methods can incorporate the hierarchical information to account for this.

Recent successes in semantic language models create the opportunity to annotate columns taking semantics into account. We use FastText [6] to embed column names and semantic types, and match them to each other. We use the character-level n-gram FastText model pretrained on the Common Crawl corpus and take the match with the highest cosine similarity. Although users can decide on a similarity threshold relevant to their tasks, we discard annotations with a similarity score lower than $\mu - 1\sigma$, where μ and σ are the mean and the standard deviation of cosine similarities. We call this method the semantic annotation method.

3.5 Anonymizing tables

Tables are structured collations of data, typically of a descriptive nature. Tables might therefore contain data describing persons. To minimize the spread of personal identifiable information (PII), we anonymize tables that likely contain PII data informed by the semantic types from Schema.org. We do so, by replacing column values annotated with any of the PII semantic types with fake values using the Faker library [16] as in Table 4. In case a column was annotated with the name type, we anonymize it only if it co-occurs with another PII semantic type as name does not necessarily indicate a person’s name. Given the relatively small number of PII columns in a subset of tables, as shown in Table 4, this anonymization procedure does not significantly change the underlying data distribution of GitTables.

4 Analysis

Once complete, GitTables will consist of roughly 10M tables associated with a variety of topics. Future versions will be distributed only with open licenses and addresses issues related to content bias and PII. Here, we analyse a first version of GitTables over 10 topic subsets: “physical entity”, “abstraction”, “thing”, “object”, “whole”, “living thing”, “organism”, “parent”, “dwarf” and “id”⁶.

Table 4: Semantic types associated with PII, percentage of columns annotated with each type (based on a subset), and Faker class used to generate fake column values.

Semantic type	Percentage columns	Faker class
name	2.202%	faker.name
address	0.163%	faker.address
person	0.068%	faker.name
email	0.042%	faker.email
birth date	0.017%	faker.date
home location	0.008%	faker.city
birth place	0.003%	faker.postcode
postal code	0.003%	faker.city

⁶Tables analysed in this paper correspond to a separate version of the corpus: GitTables 1.7M.

Table 5: Statistics of annotations by annotation method and ontology.

Method	Ontology	# annotated tables	# annotated columns	# types	# types (n>1K)
Syntactic	DBpedia	1,0M	3,3M	1218	309
	Schema.org	1,5M	2,9M	924	224
Semantic	DBpedia	1,0M	13M	2,7K	1,2K
	Schema.org	1,5M	14M	2,6K	1,3K

4.1 Corpus statistics

The total analysis set of 1,717,883 tables consists of 358,834,439 rows and 42,722,012 columns, on average 209 rows and 25 columns. These dimensions differ significantly from Web table corpora with on average 5 columns and 15 rows, and come closer to dimensions of typical database tables. These properties contribute to criteria C1 and C2. We observed the advantage of separating the tables from the query topics. For example, the query for “organism” tables yields many tables related to biological and medical entities, of which a typical one is shown in Figure 1. Such subsets can be leveraged for training domain specific models, or incorporate these topics as semantics for table embeddings.

The syntactic method annotates roughly 1M out of 1.7M tables (with at least 1 column annotated). This yields on average 33M annotations with 1K unique labels. The semantic annotation pipeline annotated on average 1.5M out of 1.7M tables, yields in total 139M column annotations with 2.6K unique labels. Statistics with regard to different ontologies are presented in Table 5. Depending on the use-case, users can select a suitable ontology and annotation method to select the relevant tables. If column context is of importance, for example for contextual models, having a high table-coverage is key. Figure 3a shows how many columns per table were annotated per method (aggregated over ontologies due to little difference). The similarity scores reflect the confidence of the semantic annotations. From the cosine-similarity distribution of the semantic annotations in Figure 3b, we conclude that many annotations have a similarity score around 1, which indicates syntactic similarity, while the remaining distribution is centered around 0.7. Users of the corpus can set the desired threshold based on their needs.

4.2 Table content and topical coverage

Beyond structural properties of tables in GitTables, we compare their contents to tables from VizNet which combines most existing corpora but mainly stems from WebTables [18]. We interpreted the comparison of table contents as a data shift detection problem and evaluate if the data distributions significantly differ by training a domain classifier [32]. For this, we randomly sampled 10K columns from each corpus and extracted features as used for training column type detection model Sherlock [19]. In total, we extract 1,188 features consisting of column-level statistics like column entropy and skewness, aggregations from word-embeddings, and aggregated character-level statistics (e.g. number of ‘@’ characters per cell).

We then train a Random Forest classifier with 100 estimators to separate whether a column originated from VizNet or from GitTables. Using a 10-Fold cross-validation setup, we find that this domain classifier is able to predict for 90% (± 0.03) of the columns from which corpus it originates. This separability of the corpora indicates the different data distributions in GitTables and VizNet, hence complementary value of GitTables.

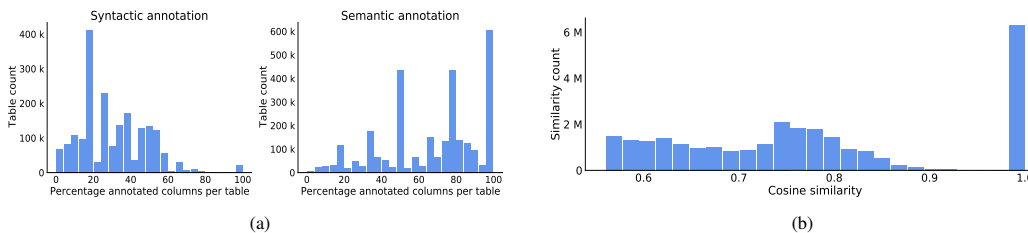


Figure 3: (a) Percentage annotated columns per table. The semantic method yields on average more annotations per table. (b) Cosine similarity of annotated columns. The peak at 1 indicates syntactic similarity.

Table 6: Semantic types indicating subregions and subpopulations along with the most frequently occurring table values. Tables with these types primarily represent Western and English-speaking regions and populations.

Semantic type	Percentage columns	Frequent values (most frequent first)
country	0.086%	United States (merged with USA), Canada, Belgium, Germany
city	0.056%	New York (X), London, Coquitlam, Cambridge
gender	0.040%	Male, Female, F, M
ethnicity	0.030%	French, Dutch, Spanish, Mexican
race	0.007%	Men, Human, White
nationality	0.003%	Hispanic, White, Caucasian (White)

The columns in the WebTables 2012 corpus have also been matched to DBpedia which resulted in the top 10 semantic types: name, date, title, artist, description, size, type, location, model, and year. For GitTables, the topical coverage and diversity of semantic types per annotation method and ontology is illustrated in Figure 4. Although top types in both corpora overlap such as name and title, we observe clear differences with top types in GitTables like id, url, number and time. Such types are more common in enterprise databases, and especially with id topping this list, the distribution of semantic types in GitTables shows that it meets criterion C3.

4.3 Content biases

The analysis of the topical distribution present in GitTables shows a few semantic types that could potentially make methods informed by GitTables lean towards certain subpopulations, industries, or geographic areas. To further profile our dataset to this end, we adopted 2 categories proposed in [39], being person and geography and analyse a subset of tables on biases towards these categories. In Table 6, we give a deeper understanding of distributions along these dimensions informed by column values associated with relevant semantic types from Schema.org. This analysis confirms that tables in GitTables primarily represent English-speaking countries and cities. The small number of columns in GitTables with semantic types that indicate population segments, e.g. gender, race, and ethnicity, indicate a relatively higher concentration of data representing Western countries. We elaborate on the responsible use of GitTables with respect to data bias in the supplementary material.

4.4 Annotation quality

As we have no access to the ground truth of semantic column types, we use the T2Dv2 benchmark hand-labeled with DBpedia types to evaluate our annotation pipeline [1]. Although the annotation quality on T2Dv2 does not ensure the quality of the annotations of GitTables itself, it is a good proxy for the quality of the annotations our pipeline produces. We considered table columns from files we could parse and that were annotated by T2Dv2 as well as the respective annotation pipeline. In total, we find 321 columns to evaluate for the semantic pipeline and 187 for the syntactic pipeline.

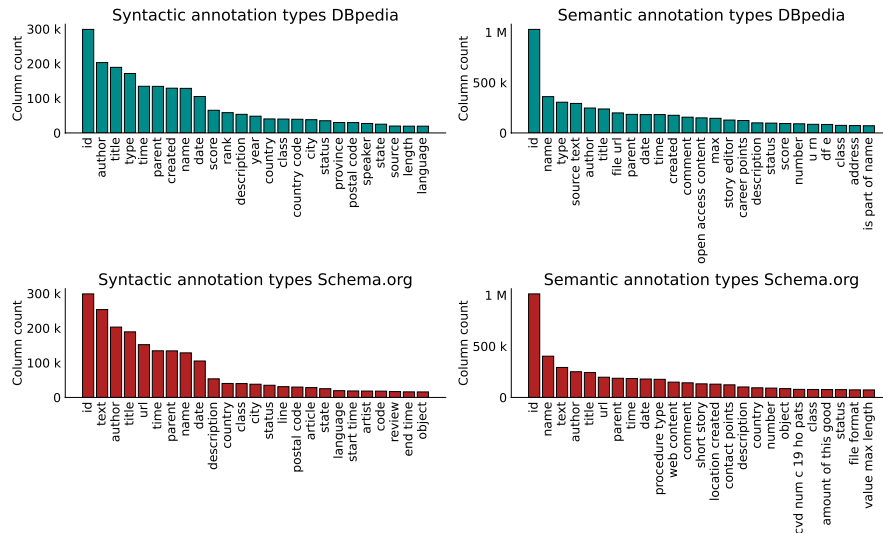


Figure 4: Frequencies of top 25 column semantic types in GitTables across two annotation methods, syntactic and semantic, and two target ontologies, DBpedia and Schema.org.

We find that our semantic pipeline yields in 54% (173 columns) the same annotation as T2Dv2. From the incorrect annotations, our pipeline annotated 47% (69 columns) with a DBpedia type that syntactically matches the column name as the corresponding similarity scores are 1.0. For example, our semantic pipeline annotated a column with cities (e.g. Pittsburgh, Buffalo) named “City” with the type `city` while T2Dv2 annotated this column as `location`. Based on our manual reviews (n=3) of the 148 incorrect columns⁷, we find that on average in 63 (± 14) out of 148 the semantic pipeline yields better annotations, in 37 (± 3) out of 148 the T2Dv2 annotations were clearly better. In 33 columns (± 14) they were just as good or bad, and undetermined in 15 cases (± 17).

The syntactic pipeline yields in 61% (114 columns) the same annotation as T2Dv2. At first glance we found occurrences where the syntactic annotations were better. For example, a column with Latin names of birds named “Latin name” was annotated as `synonym` instead of `latin name` which is a type in DBpedia as well. We followed the same manual review process as for the semantic pipeline to review 73 annotations. Based on inter-annotator agreement we find that the syntactic pipeline clearly yields more accurate annotations for 21 columns and T2Dv2 had better annotations for 9 columns.

These findings indicate that our annotation pipelines provide the necessary quality for training and evaluating DL models (C4). We also observe that the annotations of the T2Dv2 benchmark might require a review and potentially revision in future work.

4.5 Semantic column type detection

To illustrate the effectiveness of using GitTables we trained a semantic column type detection model, Sherlock, on tables from GitTables. For this experiment, we selected five semantic types `address`, `class`, `status`, `name`, and `description` and randomly sampled 2K columns per type from our analysis subset. For each column we extracted the same features as explained in Section 4.2. We trained Sherlock using a 5-Fold cross-validation setup. This model achieves a macro F1 score of on average 0.82 (± 0.01) illustrating its use for semantic column type detection.

We then trained a model on VizNet [18], using the same features, model and evaluation setup. To make a fair comparison, we sampled 2K columns of the exact same types being `address`, `class`, `status`, `name`, and `description`. This model yields a macro F1 score of 0.90 (± 0.01) on samples from VizNet. However, evaluating this model on the columns of the same semantic types from GitTables, we find that it poorly generalizes as it only achieves a macro F1 score of 0.62 (± 0.05). This illustrates the complementary data distribution of GitTables that is not well represented in Web table corpora.

5 Conclusion

Relational databases are the bread and butter of consumer and enterprise applications. Prior corpora, dominated by Web tables, have successfully facilitated data-driven research into data management problems. Data management is at an inflection point to potentially benefit from recent developments in deep learning (DL), including deep transfer learning. The DL research and practice of the past decade illustrates that availability of high-quality data at scale is critical for the successful applications of DL. Similarly, having additional training data is also one of the most straightforward ways to improve the performance of DL on tasks in domains.

In this paper, we introduced GitTables, extending the existing corpora of tables available to researchers. We extract the tables in our corpus from CSV files in open-source GitHub repositories and annotate their columns with semantic types from DBpedia and Schema.org. While this new corpus can be used in all the ways that prior tabular data corpora have been used, our primary motivation is to facilitate applications of learned models for relational data.

The use cases and analysis that we present here demonstrate only part of what can be done with GitTables and its extraction and annotation pipelines. Future work involves applying GitTables in additional use cases and getting feedback from the community to further enhance its usefulness. In the meantime, GitTables provides a realistic high-quality tabular dataset with annotations to help with efforts for improving and automating everyday data management tasks, including data validation and data search.

⁷The reviews can be found on <https://gittables.github.io>.

References

- [1] T2Dv2 Gold Standard for Matching Web Tables to DBpedia. <http://webdatacommons.org/webtables/goldstandardV2.html>. Accessed: 01-05-2021.
- [2] S. Auer, C. Bizer, G. Kobilarov, J. Lehmann, R. Cyganiak, and Z. Ives. DBpedia: a nucleus for a web of open data. *ISWC*, pages 722–735, 2007.
- [3] E. M. Bender, T. Gebru, A. McMillan-Major, and S. Shmitchell. On the dangers of stochastic parrots: Can language models be too big? In *Proceedings of the 2021 ACM Conference on Fairness, Accountability, and Transparency*, pages 610–623, 2021.
- [4] C. S. Bhagavatula, T. Noraset, and D. Downey. Methods for exploring and mining tables on wikipedia. In *Proceedings of the ACM SIGKDD workshop on interactive data exploration and analytics*, pages 18–26, 2013.
- [5] A. Birhane and V. U. Prabhu. Large image datasets: A pyrrhic win for computer vision? In *2021 IEEE Winter Conference on Applications of Computer Vision (WACV)*, pages 1536–1546. IEEE, 2021.
- [6] P. Bojanowski, E. Grave, A. Joulin, and T. Mikolov. Enriching word vectors with subword information. *Transactions of the Association for Computational Linguistics*, 5:135–146, 2017.
- [7] T. B. Brown, B. Mann, N. Ryder, M. Subbiah, J. Kaplan, P. Dhariwal, A. Neelakantan, P. Shyam, G. Sastry, A. Askell, et al. Language models are few-shot learners. *arXiv preprint arXiv:2005.14165*, 2020.
- [8] M. Cafarella, A. Halevy, H. Lee, J. Madhavan, C. Yu, D. Z. Wang, and E. Wu. Ten years of webtables. *Proceedings of the VLDB Endowment*, 11(12):2140–2149, 2018.
- [9] M. J. Cafarella, A. Halevy, D. Z. Wang, E. Wu, and Y. Zhang. WebTables: exploring the power of tables on the web. *Proceedings of the VLDB Endowment*, 1(1):538–549, 2008.
- [10] W. Chen, H. Wang, J. Chen, Y. Zhang, H. Wang, S. Li, X. Zhou, and W. Y. Wang. Tabfact: A large-scale dataset for table-based fact verification. In *ICLR*, 2019.
- [11] V. Cutrona, F. Bianchi, E. Jiménez-Ruiz, and M. Palmonari. Tough Tables: Carefully evaluating entity linking for tabular data. In *International Semantic Web Conference*, pages 328–343. Springer, 2020.
- [12] J. Deng, W. Dong, R. Socher, L.-J. Li, K. Li, and L. Fei-Fei. ImageNet: A large-scale hierarchical image database. In *2009 IEEE conference on computer vision and pattern recognition*, pages 248–255. Ieee, 2009.
- [13] X. Deng, H. Sun, A. Lees, Y. Wu, and C. Yu. TURL: Table understanding through representation learning. 14(3):307–319, Nov. 2020.
- [14] J. Devlin, M.-W. Chang, K. Lee, and K. Toutanova. Bert: Pre-training of deep bidirectional transformers for language understanding. In *Proceedings of the 2019 Conference of the North American Chapter of the Association for Computational Linguistics: Human Language Technologies, Volume 1*, pages 4171–4186, 2019.
- [15] J. Eberius, K. Braunschweig, M. Hentsch, M. Thiele, A. Ahmadov, and W. Lehner. Building the dresden web table corpus: A classification approach. In *2015 IEEE/ACM 2nd International Symposium on Big Data Computing (BDC)*, pages 41–50. IEEE, 2015.
- [16] D. Faraglia and Other Contributors. Faker.
- [17] R. V. Guha, D. Brickley, and S. Macbeth. Schema.org: evolution of structured data on the web. *Communications of the ACM*, 59(2):44–51, 2016.
- [18] K. Hu, N. Gaikwad, M. Bakker, M. Hulsebos, E. Zraggen, C. Hidalgo, T. Kraska, G. Li, A. Satyanarayan, and Ç. Demiralp. Viznet: Towards a large-scale visualization learning and benchmarking repository. In *CHI*. ACM, 2019.
- [19] M. Hulsebos, K. Hu, M. Bakker, E. Zraggen, A. Satyanarayan, T. Kraska, Ç. Demiralp, and C. Hidalgo. Sherlock: A deep learning approach to semantic data type detection. In *Proceedings of the 25th ACM SIGKDD International Conference on Knowledge Discovery & Data Mining*, pages 1500–1508, 2019.
- [20] E. Jimenez-Ruiz, O. Hassanzadeh, V. Efthymiou, J. Chen, K. Srinivas, and V. Cutrona. Results of SemTab 2020. In *CEUR Workshop Proceedings*, volume 2775, pages 1–8, 2020.

- [21] L. Koesten, P. Vougiouklis, E. Simperl, and P. Groth. Dataset reuse: Toward translating principles to practice. *Patterns*, page 100136, 2020.
- [22] S. Langenecker, C. Sturm, C. Schalles, and C. Binnig. Towards learned metadata extraction for data lakes. *BTW 2021*, 2021.
- [23] Y. LeCun, Y. Bengio, and G. Hinton. Deep learning. *nature*, 521(7553):436, 2015.
- [24] O. Lehmborg, D. Ritze, R. Meusel, and C. Bizer. A large public corpus of web tables containing time and context metadata. In *WWW Companion*, pages 75–76, 2016.
- [25] K. Li, Y. He, and K. Ganjam. Discovering enterprise concepts using spreadsheet tables. In *Proceedings of the 23rd ACM SIGKDD International Conference on Knowledge Discovery and Data Mining*, pages 1873–1882, 2017.
- [26] W. McKinney et al. pandas: a foundational Python library for data analysis and statistics. *Python for High Performance and Scientific Computing*, 14(9):1–9, 2011.
- [27] J. Mitlöhner, S. Neumaier, J. Umbrich, and A. Polleres. Characteristics of open data CSV files. In *2016 2nd International Conference on Open and Big Data (OBD)*, pages 72–79. IEEE, 2016.
- [28] H. Mühleisen and C. Bizer. Web Data Commons - extracting structured data from two large web corpora. In *LDOW*, 2012.
- [29] S. Neumaier, J. Umbrich, and A. Polleres. Automated quality assessment of metadata across open data portals. *Journal of Data and Information Quality (JDIQ)*, 8(1):1–29, 2016.
- [30] J. Perkel. Democratic databases: science on github. *Nature News*, 538(7623):127, 2016.
- [31] Plotly. Plotly community feed, 2018.
- [32] S. Rabanser, S. Günnemann, and Z. C. Lipton. Failing loudly: An empirical study of methods for detecting dataset shift. *33rd Conference on Neural Information Processing Systems*, 2019.
- [33] C. Raffel, N. Shazeer, A. Roberts, K. Lee, S. Narang, M. Matena, Y. Zhou, W. Li, and P. J. Liu. Exploring the limits of transfer learning with a unified text-to-text transformer. *JMLR*, 2020.
- [34] D. Ritze and C. Bizer. Matching web tables to DBpedia – a feature utility study. *EDBT*, 42(41):19, 2017.
- [35] J. Tenneson. CSV on the web: A primer., 2016.
- [36] P. University. About WordNet., 2010.
- [37] G. J. van den Burg, A. Nazábal, and C. Sutton. Wrangling messy CSV files by detecting row and type patterns. *Data Mining and Knowledge Discovery*, 33(6):1799–1820, 2019.
- [38] F. B. Viegas, M. Wattenberg, F. Van Ham, J. Kriss, and M. McKeon. Manyeyes: a site for visualization at internet scale. *IEEE transactions on visualization and computer graphics*, 13(6):1121–1128, 2007.
- [39] A. Wang, A. Narayanan, and O. Russakovsky. Revise: A tool for measuring and mitigating bias in visual datasets. In *European Conference on Computer Vision*, pages 733–751. Springer, 2020.
- [40] W. Wang, M. Zhang, G. Chen, H. Jagadish, B. C. Ooi, and K.-L. Tan. Database meets deep learning: Challenges and opportunities. *ACM SIGMOD Record*, 45(2):17–22, 2016.
- [41] WebDataCommons. Wdc web table corpus 2012, 2021.
- [42] P. Yin, G. Neubig, W.-t. Yih, and S. Riedel. TaBERT: Pretraining for joint understanding of textual and tabular data. In *ACL*, 2020.
- [43] D. Zhang, M. Hulsebos, Y. Suhara, Ç. Demiralp, J. Li, and W.-C. Tan. Sato: contextual semantic type detection in tables. *Proceedings of the VLDB Endowment*, 13(12):1835–1848, 2020.
- [44] S. Zhang and K. Balog. Web table extraction, retrieval, and augmentation: A survey. *ACM Transactions on Intelligent Systems and Technology (TIST)*, 11(2):1–35, 2020.