

Learning Intrusion Prevention Policies through Optimal Stopping

Kim Hammar^{†‡} and Rolf Stadler^{†‡}

[†] Division of Network and Systems Engineering, KTH Royal Institute of Technology, Sweden

[‡] KTH Center for Cyber Defense and Information Security, Sweden

Email: {kimham, stadler}@kth.se

October 22, 2021

Abstract—We study automated intrusion prevention using reinforcement learning. In a novel approach, we formulate the problem of intrusion prevention as an optimal stopping problem. This formulation allows us insight into the structure of the optimal policies, which turn out to be threshold based. Since the computation of the optimal defender policy using dynamic programming is not feasible for practical cases, we approximate the optimal policy through reinforcement learning in a simulation environment. To define the dynamics of the simulation, we emulate the target infrastructure and collect measurements. Our evaluations show that the learned policies are close to optimal and that they indeed can be expressed using thresholds.

Index Terms—Network Security, automation, optimal stopping, reinforcement learning, Markov Decision Processes

I. INTRODUCTION

An organization’s security strategy has traditionally been defined, implemented, and updated by domain experts [1]. Although this approach can provide basic security for an organization’s communication and computing infrastructure, a growing concern is that infrastructure update cycles become shorter and attacks increase in sophistication. Consequently, the security requirements become increasingly difficult to meet. As a response, significant efforts are made to automate security processes and functions.

Over the last years, research directions emerged to automatically find and update security policies. One such direction aims at automating the creation of threat models for a given infrastructure [2]. A second direction focuses on evolutionary processes that produce novel exploits and corresponding defenses [3]. In a third direction, the interaction between an attacker and a defender is modeled as a game, which allows attack and defense policies to be analyzed and sometimes constructed using game theory [4], [5]. Further, the evolution of an infrastructure and the actions of a defender is studied using the framework of dynamical systems. This framework allows optimal policies to be obtained using methods from control theory [6] or dynamic programming [7]. In all of the above directions, machine learning techniques are often applied to estimate model parameters and policies [8], [9].

Many activities center around modeling the infrastructure as a discrete-time dynamical system in the form of a Markov

Decision Process (MDP). Here, the possible actions of the defender are defined by the action space of the MDP, the defender policy is determined by the actions that the defender takes in different states, and the security objective is encoded in the reward function, which the defender tries to optimize.

To find the optimal policy in an MDP, two main methods are used based on either dynamic programming or reinforcement learning. The advantage of dynamic programming is that it has a strong theoretical grounding and oftentimes allows to derive properties of the optimal policy [10]. The disadvantage is that it requires complete knowledge of the MDP, including the transition probabilities. In addition, the computational overhead is high, which makes it infeasible to compute the optimal policy for all but simple configurations [7], [11]. Alternatively, reinforcement learning enables *learning* the dynamics of the model through exploration. With the reinforcement learning approach, it is often possible to compute close approximations of the optimal policy for non-trivial configurations [8], [12], [11], [13]. As a drawback, however, theoretical insights into the structure of the optimal policy generally remain elusive.

In this paper, we study an intrusion prevention use case that involves the IT infrastructure of an organization. The operator of this infrastructure, which we call the defender, takes measures to protect it against a possible attacker while, at the same time, providing a service to a client population. The infrastructure includes a public gateway through which the clients access the service and which also is open to a possible attacker. The attacker decides when to start an intrusion and then executes a sequence of actions that includes reconnaissance and exploits. Conversely, the defender aims at preventing intrusions and maintaining the service to its clients. It monitors the infrastructure and can block outside access to the gateway, an action that disrupts the service but stops any ongoing intrusion. What makes the task of the defender difficult is the fact that it lacks direct knowledge of the attacker’s actions and must infer that an intrusion occurs from monitoring data.

We study the use case within the framework of discrete-time dynamical systems. Specifically, we formulate the problem of finding an optimal defender policy as an *optimal stopping problem*, where stopping refers to blocking access to the gateway. Optimal stopping is frequently used to model problems in the fields of finance and communication systems [14], [15],

[16], [17]. To the best of our knowledge, finding a security policy through solving an optimal stopping problem is a novel approach.

By formulating intrusion prevention as an optimal stopping problem, we know from the theory of dynamic programming that the optimal policy can be expressed through a threshold that is obtained from observations, i.e. from infrastructure measurements [10]. This contrasts with prior works that formulate the problem using a general MDP, which does not allow insight into the structure of optimal policies [9], [18], [19], [20].

To account for the fact that the defender has access to only a limited number of measurements and cannot directly observe the attacker, we model the optimal stopping problem with a Partially Observed Markov Decision Process (POMDP). We obtain the defender policies by simulating a series of POMDP episodes in which an intrusion takes place and where the defender continuously updates its policy based on outcomes of previous episodes. We use a state-of-the-art reinforcement learning algorithm for updating the policy. This approach enables us to find effective defender policies despite the uncertainty about the attacker's behavior and despite the large state space of the model.

We validate our approach to intrusion prevention for a non-trivial infrastructure configuration and two attacker profiles. Through extensive simulation, we demonstrate that the learned defender policies indeed are threshold based, that they converge quickly, and that they are close to optimal.

We make two contributions with this paper. First, we formulate the problem of intrusion prevention as a problem of optimal stopping. This novel approach allows us a) to derive properties of the optimal defender policy using results from dynamic programming and b) to use reinforcement learning techniques to approximate the optimal policy for a non-trivial configuration. Second, we instantiate the simulation model with measurements collected from an emulation of the target infrastructure. This reduces the assumptions needed to construct the simulation model and narrows the gap between a simulation episode and a scenario playing out in a real system. This also addresses a limitation of the prior work that rely on simulation models that are not based on system measurements [8], [9], [18], [19], [20].

The remainder of this paper is structured as follows. We first introduce the use case and the theoretical background on Markov Decision Processes (MDPs), reinforcement learning, and optimal stopping. Then, we present our formal model together with our reinforcement learning approach. Subsequently, we derive the threshold property of the optimal policy. We then describe how we emulate the target infrastructure and how we instantiate the simulation. Following that, we evaluate our approach for learning defender policies. In the evaluation, we validate the threshold property of the learned policies and compare them with the optimal policy. Lastly, we describe how our work relates to prior research, present our conclusions, and provide directions for future work.

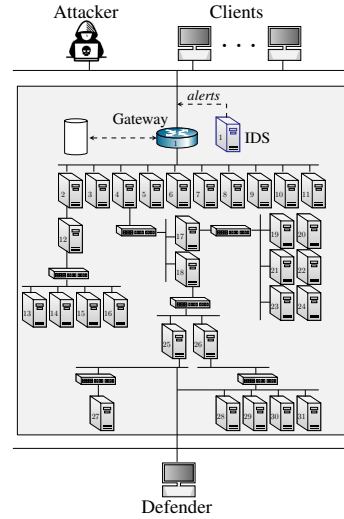


Fig. 1: The IT infrastructure and the actors in the use case.

II. THE INTRUSION PREVENTION USE CASE

We consider an intrusion prevention use case that involves the IT infrastructure of an organization. The operator of this infrastructure, which we call the defender, takes measures to protect it against an attacker while, at the same time, providing a service to a client population (Fig. 1). The infrastructure includes a set of servers that run the service and an intrusion detection system (IDS) that logs events in real-time. Clients access the service through a public gateway, which is also open to the attacker.

We assume that the attacker intrudes into the infrastructure through the gateway, performs reconnaissance, and exploits found vulnerabilities, while the defender continuously monitors the infrastructure through accessing and analyzing IDS statistics and login attempts at the servers. The defender has a single action to stop the attacker, which involves blocking all outside access to the gateway. As a consequence of this action, the service as well as any ongoing intrusion are disrupted.

When deciding whether to block the gateway, the defender must balance two objectives: to maintain the service to its clients and to keep a possible attacker out of the infrastructure. The optimal policy for the defender is to maintain service until the moment when the attacker enters through the gateway, at which time the gateway must be blocked. The challenge for the defender is to identify the precise time when this moment occurs.

In this work, we model the attacker as an agent that starts the intrusion at a random point in time and then takes a predefined sequence of actions, which includes reconnaissance to explore the infrastructure and exploits to compromise the servers.

We study the use case from the defender's perspective. The evolution of the system state and the actions by the defender are modeled with a discrete-time Partially Observed Markov Decision Process (POMDP). The reward function of this process encodes the benefit of maintaining service and the loss of being intruded. Finding an optimal defender policy thus

means maximizing the expected reward. To find an optimal policy, we solve an *optimal stopping problem*, where the stopping action refers to blocking the gateway.

III. THEORETICAL BACKGROUND

This section contains background information on Markov decision processes, reinforcement learning, and optimal stopping.

A. Markov Decision Processes

A Markov Decision Process (MDP) models the control of a discrete-time dynamical system [21], [22], [10]. An MDP is defined by a seven-tuple $\mathcal{M} = \langle \mathcal{S}, \mathcal{A}, \mathcal{P}_{ss'}^a, \mathcal{R}_{ss'}^a, \gamma, \rho_1, T \rangle$. \mathcal{S} denotes the set of states and \mathcal{A} denotes the set of actions. $\mathcal{P}_{ss'}^a$ refers to the transition probability of moving from state s to state s' when taking action a (Eq. 1), which has the Markov property $\mathbb{P}[s_{t+1}|s_t] = \mathbb{P}[s_{t+1}|s_1, \dots, s_t]$. Similarly, $\mathcal{R}_{ss'}^a \in \mathbb{R}$ is the expected reward when taking action a in state s to transition to state s' (Eq. 2). Finally, $\gamma \in (0, 1]$ is the discount factor, $\rho_1 : \mathcal{S} \mapsto [0, 1]$ is the initial state distribution, and T is the time horizon.

$$\mathcal{P}_{s_{t+1}}^{a_t} = \mathbb{P}[s_{t+1}|s_t, a_t] \quad (1)$$

$$\mathcal{R}_{s_{t+1}}^{a_t} = \mathbb{E}[r_{t+1}|a_t, s_t, s_{t+1}] \quad (2)$$

A Partially Observed Markov Decision Process (POMDP) is an extension of an MDP [23]. The difference compared with an MDP is that, in a POMDP, the states $s \in \mathcal{S}$ are not directly observable. Instead, observations are defined by $o \in \mathcal{O}$, which depend on the state s as defined by an observation function \mathcal{Z} . Specifically, a POMDP is defined by a nine-tuple $\mathcal{M}_{\mathcal{P}} = \langle \mathcal{S}, \mathcal{A}, \mathcal{P}_{ss'}^a, \mathcal{R}_{ss'}^a, \gamma, \rho_1, T, \mathcal{O}, \mathcal{Z} \rangle$. The first seven elements define an MDP. \mathcal{O} denotes the set of observations and $\mathcal{Z}(o, s, a) = \mathbb{P}[o|s, a]$ is the observation function, where $o \in \mathcal{O}$, $s \in \mathcal{S}$, and $a \in \mathcal{A}$.

By using so called belief states $b_t(s_t) = \mathbb{P}[s_t|o_1, \dots, o_t]$, a POMDP can be viewed as a special kind of MDP, where all of the essential results for MDPs hold [24]. To update the belief state $b_t \in \mathcal{B}$ given an observation o_{t+1} after taking action a_t , the following equation is used:

$$b_{t+1}(s_{t+1}) = C \mathcal{Z}(o_{t+1}, s_{t+1}, a_t) \sum_{s \in \mathcal{S}} \mathcal{P}_{s_{t+1}}^{a_t} b_t(s) \quad (3)$$

where \mathcal{B} denotes the space of belief states and C is a normalizing factor independent of s_{t+1} with the purpose of making b_{t+1} sum to one [24].

B. The Reinforcement Learning Problem

The reinforcement learning problem can be formulated as that of finding a policy $\pi^* \in \Pi$ that maximizes the expected discounted cumulative reward of an MDP or POMDP over a horizon T [13], [11]:

$$\pi^* = \arg \max_{\pi \in \Pi} \mathbb{E}_{\pi} \left[\sum_{t=1}^T \gamma^t r_t \right] \quad (4)$$

where Π is the policy space, γ is the discount factor, and \mathbb{E}_{π} denotes the expectation under π . In an MDP, a policy

$\pi : \mathcal{S} \mapsto \mathcal{A}$ is a function that maps states to actions. In a POMDP, a policy is a function from observations or belief states to actions, i.e. $\pi : \mathcal{O} \mapsto \mathcal{A}$ or $\pi : \mathcal{B} \mapsto \mathcal{A}$.

The Bellman equations [25] (Eq. 5-6) relates the optimal policy to the states (or belief states) and the actions of the MDP or POMDP: $\pi^* = \arg \max_{a_t \in \mathcal{A}} Q^*(s_t, a_t)$.

$$V^*(s_t) = \max_{a_t \in \mathcal{A}} \mathbb{E}[r_{t+1} + \gamma V^*(s_{t+1})|s_t, a_t] \quad (5)$$

$$Q^*(s_t, a_t) = \mathbb{E}[r_{t+1} + \gamma V^*(s_{t+1})|s_t, a_t] \quad (6)$$

To solve the Bellman equations and obtain the optimal policy π^* , two principal methods can be used: dynamic programming and reinforcement learning.

Dynamic programming algorithms assume access to a perfect model of the environment and solve the Bellman equations iteratively to obtain the optimal policy π^* [10], [13], [11]. Conversely, reinforcement learning algorithms compute or approximate π^* *without* access to a perfect model [13], [11]. Three classes of such algorithms exist: value-based algorithms (e.g. Q-learning [26]), policy-based algorithms (e.g. PPO [27]), and model-based algorithms (e.g. Dyna-Q [13]).

C. Markovian Optimal Stopping Problems

Optimal stopping is a classical problem in statistics [28], [29], [30]. Different versions of the problem can be found in the literature. Including, discrete-time and continuous time, finite horizon and infinite horizon, and Markovian and non-Markovian. Consequently, there are also different solution methods, most prominent being the Martingale approach [30] and the Markovian approach [29], [10], [22]. In this paper, we consider a Markovian optimal stopping problem in discrete-time with a finite horizon.

A Markovian optimal stopping problem can be seen as a specific kind of MDP or POMDP where the state of the environment evolves as a discrete-time Markov process $(s_t)_{t=1}^T$. At each time-step of this decision process, two actions are available: “stop” and “continue”. The stop action causes the interaction with the environment to stop and yields a stopping-reward. Conversely, the continue action causes the environment to evolve to the next time-step and yields a continuation-reward. In this context, the objective is to find a stopping policy $\pi(s_t) \mapsto \{S, C\}$ that maximizes the expected reward, where $\pi(s_t) = S$ indicates a stopping action. This induces the following maximization at each time-step before stopping (the Bellman equation [25]):

$$\max \left[\underbrace{\mathbb{E}[\mathcal{R}_{ss'}^S]}_{\text{stopping reward}}, \underbrace{\mathbb{E}[\mathcal{R}_{ss'}^C + \gamma V^*(s')]}_{\text{continuation reward}} \right] \quad (7)$$

To solve the maximization above, standard solution methods for MDPs and POMDPs can be applied, such as dynamic programming and reinforcement learning [10], [16].

IV. FORMALIZING THE INTRUSION PREVENTION USE CASE AND OUR REINFORCEMENT LEARNING APPROACH

In this section, we first formalize the intrusion prevention use case described in Section II and then we introduce our

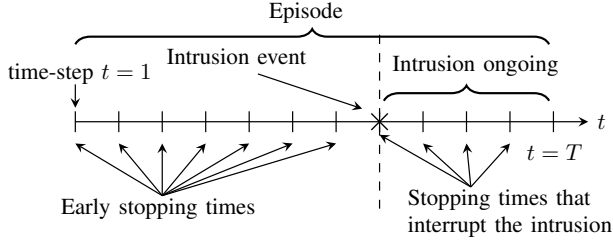


Fig. 2: Optimal stopping formulation of the intrusion prevention use case; the horizontal axis represents time; T is the time horizon; the length of the episode is $T - 1$; the dashed line shows the time-step when an intrusion starts; the optimal defender policy is to stop at the time of intrusion.

solution method. Specifically, we first define a POMDP model of the intrusion prevention use case. Then, we describe our reinforcement learning approach to approximate the optimal defender policy. Lastly, we use the theory of dynamic programming to derive the threshold property of the optimal policy.

A. A POMDP Model of the Intrusion Prevention Use Case

We model the intrusion prevention use case as an optimal stopping problem where the stopping action refers to blocking the gateway (Fig. 2). To formalize this model, we use a POMDP. This model includes the state space and the subspace observed by the defender. It further includes the defender actions, the transition probabilities, the reward function, and the optimization objective.

1) *States \mathcal{S} and Observations \mathcal{O}* : The system state is defined by three counters x_t, y_t, z_t , the intrusion time-step i_t , and the current time t : $s_t = (x_t, y_t, z_t, i_t, t)$. The counters are upper bounded, where $x_t \in [0, x_{max}]$, $y_t \in [0, y_{max}]$, and $z_t \in [0, z_{max}]$ denote the number of accumulated severe IDS alerts, warning IDS alerts, and login attempts, respectively. The intrusion time-step i_t indicates the time-step at which an intrusion starts. We set $i_t = 0$ if no intrusion is ongoing. Further, we introduce a terminal state \emptyset , which is reached either when the defender stops or when the attacker completes an intrusion.

At time $t = 1$, all counters are zero and no intrusion is in progress. Hence, the initial state distribution is the degenerate distribution $\rho_1(s_1 = (0, 0, 0, 0, 1)) = 1$.

The defender has a partial view of the system state and does not know the time when an intrusion starts or whether an intrusion is in progress. Specifically, if the defender has not stopped, then it observes the vector $o_t = (x_t, y_t, z_t, t)$. Otherwise, it observes $o_t = s_t = \emptyset$. This implies that $\mathcal{Z}(o_t, s_t, \cdot) = 1$.

2) *Actions \mathcal{A}* : The defender has two actions: “stop” (S) and “continue” (C). The action space is thus $\mathcal{A} = \{S, C\}$.

3) *Transition Probabilities $\mathcal{P}_{ss'}^a$* : We assume that the number of IDS alerts and login attempts generated during a single time-step are independent random variables $X \sim f_X$, $Y \sim f_Y$, and $Z \sim f_Z$, defined on the sample spaces $\Omega_X = \{0, 1, \dots, X_{max}\}$, $\Omega_Y = \{0, 1, \dots, Y_{max}\}$,

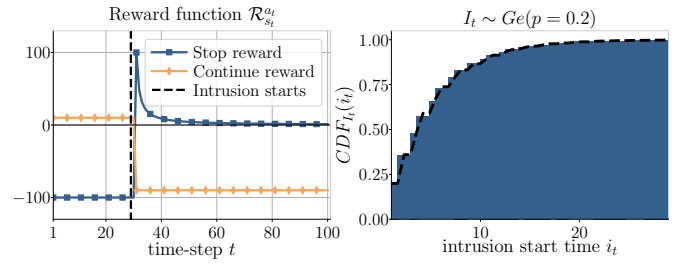


Fig. 3: Left: the reward function for the stop and continue actions; the intrusion starts at $t = 29$; right: the cumulative distribution function (CDF) of the intrusion start time.

and $\Omega_Z = \{0, 1, \dots, Z_{max}\}$. Consequently, the probability that Δx severe alerts, Δy warning alerts, and Δz login attempts are generated during time-step t is $f_X(\Delta x|i_t, t)f_Y(\Delta y|i_t, t)f_Z(\Delta z|i_t, t)$.

We model the start of an intrusion by a Bernoulli process $(Q_t)_{t=1}^T$, where $Q_t \sim \text{Ber}(p = 0.2)$ is a Bernoulli random variable. The time of the first occurrence of $Q_t = 1$ is the start time of the intrusion I_t , which thus is geometrically distributed, i.e. $I_t \sim \text{Ge}(p = 0.2)$ (Fig. 3).

We define the stationary transition probabilities $\mathcal{P}_{s_{t+1}}^{a_t} = \mathbb{P}[s_{t+1}|s_t, a_t]$ as follows:

$$\mathbb{P}[\emptyset|\cdot, S] = \mathbb{P}[\emptyset|\emptyset, \cdot] = 1 \quad (8)$$

$$\mathbb{P}[(x_t + \Delta x, y_t + \Delta y, z_t + \Delta z, 0, t + 1)|(x_t, y_t, z_t, 0, t), C] = (1 - p)f_X(\Delta x|0, t)f_Y(\Delta y|0, t)f_Z(\Delta z|0, t) \quad (9)$$

$$\mathbb{P}[(x_t + \Delta x, y_t + \Delta y, z_t + \Delta z, t, t + 1)|(x_t, y_t, z_t, 0, t), C] = p \cdot f_X(\Delta x|t, t)f_Y(\Delta y|t, t)f_Z(\Delta z|t, t) \quad (10)$$

$$\mathbb{P}[(x_t + \Delta x, y_t + \Delta y, z_t + \Delta z, i_t, t + 1)|(x_t, y_t, z_t, i_t, t), C] = f_X(\Delta x|i_t, t)f_Y(\Delta y|i_t, t)f_Z(\Delta z|i_t, t) \quad i_t > 0 \quad (11)$$

All other transitions have probability 0.

Eq. 8 defines the transition probabilities to the terminal state \emptyset when taking the stop action S . Eq. 9-11 define the transition probabilities when taking the continue action C and transitioning to states where the counters are incremented. Eq. 9 captures the case where no intrusion occurs and where $i_{t+1} = i_t = 0$; Eq. 10 captures the start of an intrusion where $i_{t+1} = t$; and Eq. 11 describes the case where an intrusion is in progress and where $i_{t+1} = i_t > 0$.

4) *Reward Function $\mathcal{R}_{ss'}^a$* : The reward function is parameterized by the reward that the defender receives for stopping an intrusion ($R_{st} = 100$), the loss of stopping before an intrusion has started ($R_{es} = -100$), the reward for maintaining service ($R_{sla} = 10$), and the loss of being intruded ($R_{int} = -100$), respectively.

We define the deterministic reward function $\mathcal{R}_{s_t}^{a_t} = r(s_t, a_t)$

to be (Fig. 3):

$$r(\emptyset, \cdot) = 0 \quad (12)$$

$$r((x_t, y_t, z_t, 0, t), S) = R_{es} \quad (13)$$

$$r((x_t, y_t, z_t, i_t, t), S) = \frac{R_{st}}{(t - i_t + 1)^{1.05}} \quad i_t > 0 \quad (14)$$

$$r((x_t, y_t, z_t, 0, t), C) = R_{sla} \quad (15)$$

$$r((x_t, y_t, z_t, i_t, t), C) = R_{int} + R_{sla} \quad i_t > 0 \quad (16)$$

Eq. 12 states that the reward in the terminal state is zero. Eq. 13 indicates that taking the stop action S before an intrusion starts yields a negative reward. Eq. 14 states that the maximal reward is received if the defender stops when an intrusion starts. Also, the longer the defender waits with stopping the intrusion, the lower the reward becomes (Fig. 3). Lastly, as can be seen from Eq. 15-16, the defender receives a positive reward for maintaining service and a negative reward for taking the continue action C while under intrusion.

5) *Time Horizon T and Objective:* A policy π_θ is a function that maps observations or belief states to actions $\pi_\theta : \mathcal{O} \mapsto \mathcal{A}$ or $\pi_\theta : \mathcal{B} \mapsto \mathcal{A}$. Further, a policy π_θ is parameterized by a vector $\theta \in \mathbb{R}^d$, where $\pi_\theta \in \Pi_\theta$.

The time horizon is defined by the time-step when the terminal state \emptyset is reached, which is a random variable T_θ . Since we know the expectation of the intrusion time I_t and assume that the duration of an intrusion is finite, we conclude that the horizon is finite: $\mathbb{E}_{\pi_\theta} [T_\theta] < \infty$.

The optimal policy $\pi_\theta^* \in \Pi_\theta$ maximizes the expected reward over the random horizon T_θ :

$$J(\theta) = \mathbb{E}_{\pi_\theta} \left[\sum_{t=1}^{T_\theta} r(s_t, a_t) \right], \quad \pi^* = \arg \max_{\pi_\theta \in \Pi_\theta} J(\theta) \quad (17)$$

where we set the discount factor $\gamma = 1$.

Eq. 17 defines the objective of the optimal stopping problem. In the following section, we describe our approach for solving this problem using reinforcement learning.

B. Our Reinforcement Learning Approach

We use the PPO reinforcement learning algorithm to learn a policy $\pi_\theta : \mathcal{O} \mapsto \mathcal{A}$ that maximizes the objective in Eq. 17. PPO implements the *policy gradient* method and uses stochastic gradient ascent with the following gradient [27]:

$$\nabla_\theta J(\theta) = \mathbb{E}_{\pi_\theta} \left[\underbrace{\nabla_\theta \log \pi_\theta(a|o)}_{\text{actor}} \underbrace{A^{\pi_\theta}(o, a)}_{\text{critic}} \right] \quad (18)$$

where $A^{\pi_\theta}(o, a) = Q^{\pi_\theta}(o, a) - V^{\pi_\theta}(o)$ is the so-called advantage function. We implement π_θ with a deep neural network that takes as input an observation o and produces as output a conditional probability distribution $\pi_\theta(a|o)$. The neural network follows an actor-critic architecture [31] and computes a second output that estimates the value function $V^{\pi_\theta}(o)$, which is used to estimate $A^{\pi_\theta}(o, a)$ in Eq. 18. The hyperparameters of our implementation are given in Appendix A.

The defender policy is learned through simulation of the POMDP. First, we simulate a given number of episodes. We then use the episode outcomes and trajectories to estimate the expectation of the gradient in Eq. 18. Then, we use the estimated gradient and the PPO algorithm [27] with the Adam optimizer [32] to update the policy. This process of simulating episodes and updating the policy continues until the policy has sufficiently converged.

C. Threshold Property of the Optimal Policy

The policy that solves the optimal stopping problem is defined by the optimization objective in Eq. 17. From the theory of dynamic programming, we know that this policy satisfies the Bellman equation [24], [21]:

$$\pi^*(b) = \arg \max_{a \in \mathcal{A}} \left[r(b, a) + \sum_{o'} \mathbb{P}[o'|b, a] V^*(b') \right] \quad (19)$$

where b is the belief state based on the past observations (see Section III-A for an overview of belief states).

We use Eq. 19 to derive properties of the optimal policy. Specifically, we show that the optimal policy is based on thresholds that can be computed from observations.

Let $b(i_t) = \mathbb{P}[i_t|o_1, \dots, o_t]$ denote the defender's belief of the value of i_t [24]; let $\beta_t = \sum_{i_t=1}^t \frac{b(i_t)R_{st}}{(t-i_t+1)^{1.05}} + b(0)R_{es}$ denote the expected reward of stopping; let $\omega_t = \sum_{i_t=1}^t b(i_t)R_{int} + R_{sla}$ denote the expected reward of continuing; let $\mathbb{P}[\Delta x, \Delta y, \Delta z] = \sum_{i_t=0}^t b(i_t)f_X(\Delta x|i_t, t)f_Y(\Delta y|i_t, t)f_Z(\Delta z|i_t, t)$ denote the transition probabilities; and let $x' = x_t + \Delta x, y' = y_t + \Delta y, z' = z_t + \Delta z, b' = b_t, t' = t + 1$ denote the updated counters, belief, and time-step.

Considering both actions of the defender, we derive from Eq. 19:

$$\pi^*((x_t, y_t, z_t, b_t, t)) = \arg \max \left[\underbrace{\beta_t, \omega_t + \sum_{\Delta x, \Delta y, \Delta z} \mathbb{P}[\Delta x, \Delta y, \Delta z] V^*((x', y', z', b', t'))}_{\alpha_t} \right] \quad (20)$$

In the above equation, β_t is the expected reward for stopping and α_t is the expected cumulative reward for continuing. If $\beta_t = \alpha_t$, both actions of the defender, continuing and stopping, maximize the expected cumulative reward. If $\beta_t > \alpha_t$, it is optimal for the defender to stop. Therefore, the optimal policy is determined by the scalar sequence of thresholds $(\alpha_t)_{t=1}^{T_\theta}$. As a consequence, if the expected reward of stopping exceeds α_t , the optimal policy prescribes the stopping action. For this reason, the optimal policy is called a *threshold based policy*.

In addition to being threshold based, a property of the optimal policy is that the sequence of thresholds $(\alpha_t)_{t=1}^{T_\theta}$ is monotonically decreasing. This statement follows from the construction of the POMDP and the proof in [10] on pp. 141-144. Due to space limitation we do not include the proof in this paper.

Client	Functions	Application servers
1	HTTP, SSH, SNMP, ICMP	N_2, N_3, N_{10}, N_{12}
2	IRC, PostgreSQL, SNMP	$N_{31}, N_{13}, N_{14}, N_{15}, N_{16}$
3	FTP, DNS, Telnet	N_{10}, N_{22}, N_4

TABLE 1: Emulated client population; each client interacts with application servers using a set of functions.

V. EMULATING THE TARGET INFRASTRUCTURE TO INSTANTIATE THE SIMULATION

To simulate episodes of the POMDP we must know the distributions of alerts and login attempts. We estimate these distributions using measurements from an emulation system. This procedure is detailed in this section.

A. Emulating the Target Infrastructure

The emulation system executes on a cluster of machines that runs a virtualization layer provided by Docker [33] containers and virtual connections. The emulation is configured following the topology in Fig. 1 and the configuration in Appendix B. It emulates the clients, the attacker, and the defender, as well as 31 physical components of the target infrastructure (e.g application servers and the gateway). Each physical entity is emulated using a Docker container. The containers replicate important functions of the target infrastructure, including web servers, databases, SSH servers, etc.

The emulation evolves in discrete time-steps of 30 seconds. During each time-step, the attacker and the defender can perform one action each.

1) *Emulating the Client Population*: The client population is emulated by three client processes that interact with the application servers through different functions at short intervals, see Table 1.

2) *Emulating the Attacker*: The start time of an intrusion is controlled by a Bernoulli process as explained in Section IV. We have implemented two types of attackers, NOISYATTACKER and STEALTHYATTACKER, both of which execute the sequence of actions listed in Table 2. The actions consist of reconnaissance commands and exploits. During each time-step, one action is executed.

The two types of attackers differ in the reconnaissance command. NOISYATTACKER uses a TCP/UDP scan for reconnaissance while STEALTHYATTACKER uses a ping-scan. Since the ping-scan generates fewer IDS alerts than the TCP/UDP scan, it makes the actions of STEALTHYATTACKER harder to detect.

3) *Emulating Actions of the Defender*: The defender takes an action every time-step. The continue action has no effect on the emulation. The stop action changes the firewall configuration of the gateway and drops all incoming traffic.

B. Estimating the Distributions of Alerts and Login Attempts

In this section, we describe how we collect data from the emulation and how we use the data to estimate the distributions of alerts and login attempts.

Time-steps t	Actions
$1-I_t \sim Ge(0.2)$	(Intrusion has not started)
$I_t + 1 - I_t + 7$	RECON, brute-force attacks (SSH, Telnet, FTP) on N_2, N_4, N_{10} , login to N_2, N_4, N_{10} , backdoor on N_2, N_4, N_{10}
$I_t + 8 - I_t + 12$	RECON, CVE-2014-6271 on N_{17} , SQL-Injection on N_{31} , login to N_{17}, N_{31} , backdoor on N_{17}, N_{31}
$I_t + 13 - X + 19$	SSH brute-force attack on N_{12} , login to N_{12} , CVE-2010-0426 exploit on N_{12} , RECON, CVE-2015-1427 on N_{18} , login to N_{18} , backdoor on N_{18}
$I_t + 20 - I_t + 22$	RECON, CVE-2017-7494 exploit on N_{27} , login to N_{27}

TABLE 2: Attacker actions to emulate an intrusion.

Metric	Command in the Emulation
Login attempts	cat /var/log/auth.log
IDS Alerts	cat /var/snort/alert.csv

TABLE 3: Commands used to measure the emulation.

1) *Measuring the Number of IDS alerts and Login Attempts in the Emulation*: At the end of every time-step, the emulation system collects the metrics Δx , Δy , Δz , which contain the alerts and login attempts that occurred during the time-step. The metrics are collected using the commands in Table 3. For the evaluation reported in this paper, we collected measurements from 11000 time-steps.

2) *Estimating the Distributions of Alerts and Login Attempts of the Target Infrastructure*: Using the collected measurements, we compute the empirical distributions $\hat{f}_X, \hat{f}_Y, \hat{f}_Z$, which are our estimations of the corresponding distributions f_X, f_Y, f_Z in the target infrastructure. For each (i_t, t) pair, we obtain one empirical distribution.

Fig. 4 shows some of these distributions, which are superimposed. Although the distribution patterns generated during an intrusion and during normal operation overlap, there is a clear difference.

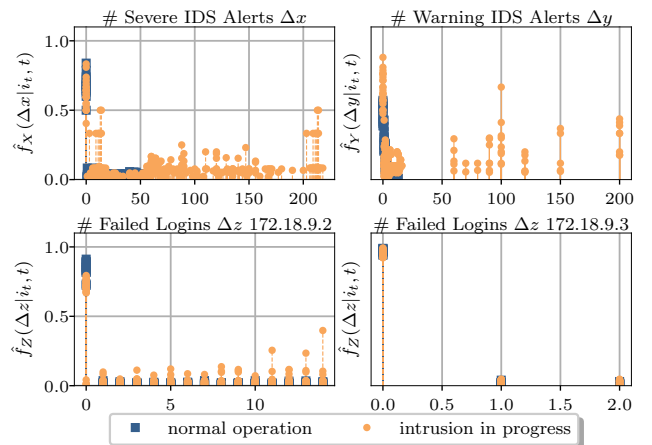


Fig. 4: Empirical distributions of IDS alerts (top row) and login attempts on two servers (bottom row); the graphs include several distributions that are superimposed.

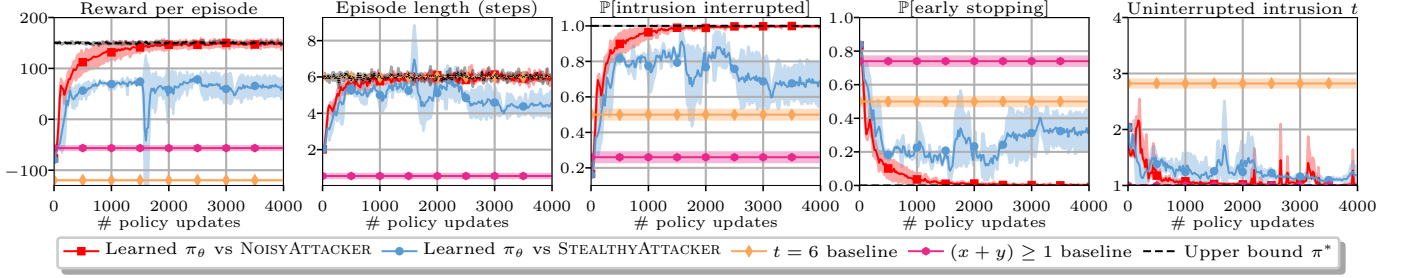


Fig. 5: Learning curves; the graphs show from left to right: episodic reward, length of an episode, empirical detection probability, empirical early stopping probability, and the number of steps between the start of an intrusion and the stop action; the curves show the averages and the standard deviations of three training runs with different random seeds.

C. Simulating Episodes of the POMDP

During a simulation of the POMDP, the system state evolves according to the estimated distributions and the dynamics described in Section IV. In the initial state, the counters of alerts and login attempts are set to zero and no intrusion occurs. In every episode, exactly one intrusion occurs, the start of which is determined by a Bernoulli process (see Section IV).

A simulated episode evolves as follows. During each time-step, if an intrusion is ongoing, the attacker executes an action in the predefined sequence listed in Table 2. Subsequently, the defender samples an action from the defender policy. If the action is stop, the episode ends. Otherwise, the simulation samples the number of alerts and login attempts occurring during this time-step from the empirical distributions $\hat{f}_X, \hat{f}_Y, \hat{f}_Z$ and increments the counters. It then computes the reward of the defender using the reward function defined in Section IV. The activities of the clients are not explicitly simulated but are implicitly represented in $\hat{f}_X, \hat{f}_Y, \hat{f}_Z$. The sequence of time-steps continues until the defender stops or an intrusion completes, after which the episode ends.

VI. LEARNING INTRUSION PREVENTION POLICIES USING SIMULATION

To evaluate our reinforcement learning approach for finding defender policies, we simulate episodes of the POMDP where the defender policy is updated and evaluated. We evaluate the approach with respect to the convergence of policies and compare the learned policies to two baselines and to an ideal policy which presumes knowledge of the exact time of intrusion.

The evaluation is conducted using a Tesla P100 GPU and the hyperparameters for the learning algorithm are listed in Appendix A. Our implementation as well as the measurements for the results reported in this paper are publicly available [34].

A. Evaluation Setup

We train two defender policies against NOISYATTACKER and STEALTHYATTACKER until convergence, which occurs after some 400 iterations. In each iteration, we simulate 4000 time-steps and perform 10 updates to the policy. After each

iteration, we evaluate the defender policy by simulating 200 evaluation episodes and compute various performance metrics.

We compare the learned policies with two baselines. The first baseline is a policy that always stops at $t = 6$, which corresponds to the expected time of intrusion $\mathbb{E}[I_t] = 6$ (see Section IV). The policy of the second baseline always stops after the first IDS alert occurs, i.e. $(x + y) \geq 1$.

To evaluate the stability of the learning curves' convergence, we run each training process three times with different random seeds. One training run requires approximately six hours of processing time on a P100 GPU.

B. Analyzing the Results

The red curves in Fig. 5 show the performance of the learned policy against NOISYATTACKER, and the blue curves show the policy performance against STEALTHYATTACKER. The purple and the orange curves give the performance of the two baseline policies. The dashed black curves give an upper bound on the performance of the optimal policy π^* , which is computed assuming that the defender knows the exact time of intrusion.

The five graphs in Fig. 5 show that the learned policies converge, and that they are close to optimal in terms of achieving maximum reward, detecting intrusion, avoid stopping when there is no intrusion, and stopping right after an intrusion starts. Further, the learned policies outperform both baselines by a large margin (leftmost graph in Fig. 5).

The performance of the learned policy against NOISYATTACKER is better than that against STEALTHYATTACKER (leftmost graph in Fig. 5). This indicates that NOISYATTACKER is easier to detect for the defender. For instance, the learned policy against STEALTHYATTACKER has a higher probability of stopping early (second rightmost graph of Fig. 5). This can also be seen in the second leftmost graph of Fig. 5, which shows that, on average, the learned policy against STEALTHYATTACKER stops after 5 time-steps and the learned policy against NOISYATTACKER stops after 6 time-steps.

Looking at the baseline policies, we can see that the baseline $t = 6$ stops too early in 50 percent of the episodes, and the $(x + y) \geq 1$ baseline stops too early in 80 percent of the episodes (second rightmost graph in Fig. 5).

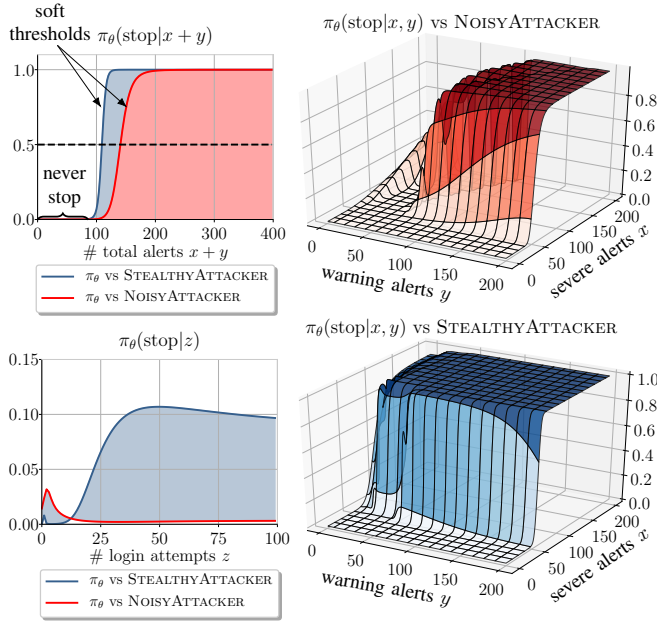


Fig. 6: Probability of the stop action by the learned policies π_θ in function of the number of alerts x, y and login attempts z .

VII. THRESHOLD PROPERTIES OF THE LEARNED POLICIES AND COMPARISON WITH THE OPTIMAL POLICY

When analyzing the learned policies, we find that they can be expressed through thresholds, just like the optimal policy (Section IV-C). Specifically, the top left graph in Fig. 6 shows that the learned policies against both attackers implement a soft threshold by stopping with high probability if the number of alerts ($x_t + y_t$) exceeds 130. This indicates that if the total number of alerts is above 130, an intrusion has started.

Moreover, the graphs in Fig. 6 also show the relative importance of severe alerts x_t , warning alerts y_t , and login attempts z_t for policy decisions. Specifically, it can be seen that x_t has the highest importance, y_t has a lower importance, and z_t has the least importance for policy decisions.

We also see that the learned policy against NOISYATTACKER is associated with a higher alert threshold than that of STEALTHYATTACKER (top left graph in Fig. 6). This is consistent with our comment in Section V-A2 that STEALTHYATTACKER is harder to detect.

Lastly, Fig. 7 suggest that the thresholds of the learned policies are indeed close to the threshold of the optimal policy. For instance, the policy learned against NOISYATTACKER stops immediately after the optimal stopping time.

VIII. RELATED WORK

The problem of automating security policies have been studied in different fields, most notably the fields of reinforcement learning, game theory, dynamic programming, control theory, attack graphs, and evolutionary computation. For a literature review of deep reinforcement learning in network security, see

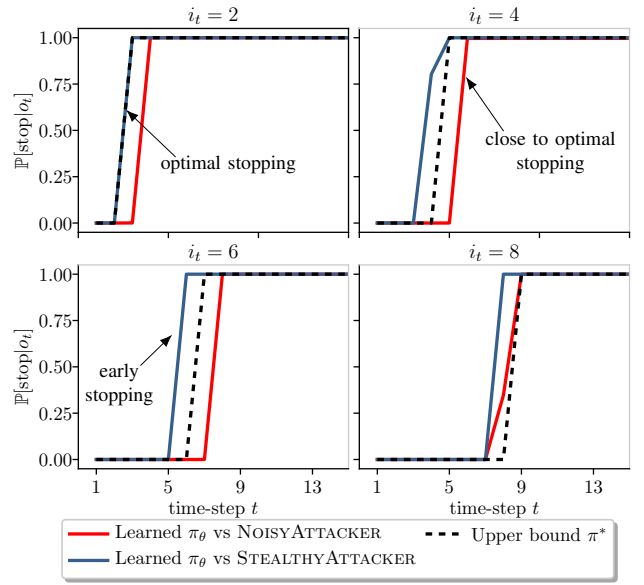


Fig. 7: Comparison of the learned policies π_θ and an upper bound on the optimal policy π^* for 4 sample episodes where the intrusions start at $i_t = 2, 4, 6, 8$.

[12] and for an overview of game-theoretic approaches see [4]. For examples of approaches using dynamic programming, control theory, attack graphs, and evolutionary methods, see [7], [6], [2] and [3].

The research on reinforcement learning applied to network security is in its infancy. The prior work that most resembles the work in this paper is the previous work by ours [8] and the work by [9], [18], [19], and [20]. All of which study problems related to network intrusions using a reinforcement learning approach.

Our work differs compared with the prior work in the following ways: (1) we formulate intrusion prevention as an optimal stopping problem; (2) we use an emulated infrastructure to estimate the parameters of our model, rather than relying solely on abstract models as in [8], [9], [18], [19], [20]; (3) we derive a structural property of the optimal policy; (4) we analyze the learned policies and relate them to the optimal policy, an analysis which is lacking in prior work [8], [9], [18], [19], [20]; and (5), we extend prior work that have used traditional reinforcement learning algorithms [9], [18], [19] to consider state-of-the-art algorithms, i.e. PPO [27].

Optimal stopping has previously been used to model problems in domains such as finance [14], scheduling [15], queuing systems [16], and cache consistency [17]. Although we take inspiration from these works, our work differs in that we use optimal stopping to model intrusion prevention, which we are, to the best of our knowledge, the first to do.

Lastly, we are not the first to recognize the computational challenge of solving optimal stopping problems over large state spaces. To address this challenge, the most common approach used in prior work, similar to the approach taken

Parameters	Values
$\gamma, \text{lr } \alpha, \text{batch, \# layers, \# neurons, clip } \epsilon$	0.0005, 4000, 3, 64, 0.2
$x_{\max}, y_{\max}, z_{\max}, \text{GAE } \lambda, \text{ent-coef}$	1000, 1000, 1000, 0.95, 0.0005

TABLE 4: Hyperparameters of the learning algorithm.

in this paper, is to use reinforcement learning with function approximation [16], [35], [36]. The work in this paper differ from the prior work in this regard by using a different reinforcement algorithm and by studying an *applied* optimal stopping problem, rather than a purely theoretical one.

IX. CONCLUSION AND FUTURE WORK

In this paper, we proposed a novel formulation of the intrusion prevention problem as one of optimal stopping. This allowed us to state that the optimal defender policy can be expressed using a threshold obtained from infrastructure measurements. Further, we used reinforcement learning to estimate the optimal defender policies in a simulation environment. In addition to validating the predictions from the theory, we learned from the simulations a) the relative importance of measurement metrics with respect to the threshold level and b) that different attacker profiles can lead to different thresholds of the defender policies.

We plan to extend this work in three directions. First, the model of the defender in this paper is simplistic as it allows only for a single stop action. We plan to increase the set of actions that the defender can take to better reflect today's defense capabilities, while still keeping the structure of the stopping formulation. Second, we plan to extend the observation capabilities of the defender to obtain more realistic policies. Third, in the current paper, the attacker policy is static. We plan to extend the model to include a dynamic attacker that can learn just like the defender. This requires a game-theoretic formulation of the problem.

X. ACKNOWLEDGMENTS

This research has been supported in part by the Swedish armed forces and was conducted at KTH Center for Cyber Defense and Information Security (CDIS). The authors would like to thank Pontus Johnson for useful input to this research, and Forough Shahab Samani and Xiaoxuan Wang for their constructive comments to an earlier draft of this paper.

APPENDIX

A. Hyperparameters: Table 4

B. Configuration of the Infrastructure in Fig. 1: Table 5

REFERENCES

- [1] A. Fuchsberger, "Intrusion detection systems and intrusion prevention systems," *Inf. Secur. Tech. Rep.*, vol. 10, no. 3, p. 134–139, Jan. 2005.
- [2] P. Johnson, R. Lagerström, and M. Ekstedt, "A meta language for threat modeling and attack simulations," in *Proceedings of the 13th International Conference on Availability, Reliability and Security*, ser. ARES 2018. New York, NY, USA: Association for Computing Machinery, 2018.

ID (s)	OS:Services:Exploitable Vulnerabilities
1	Ubuntu20:Snort/community ruleset v2.9.17.1),SSH:-
2	Ubuntu20:SSH,HTTP Erl-Pengine,DNS:SSH-pw
4	Ubuntu20:HTTP Flask,Telnet,SSH:Telnet-pw
10	Ubuntu20:FTP,MongoDB.SMTP,Tomcat,Teamspeak3,SSH:FTP-pw
12	Jessie:Teamspeak3,Tomcat,SSH:CVE-2010-0426,SSH-pw
17	Wheezy:Apache2,SNMP,SSH:CVE-2014-6271
18	Jessie: Elasticsearch,Apache2,SSH,SNMP:CVE-2015-1427
22	Jessie:PROFTPD,SSH,Apache2,SNMP:CVE-2015-3306
23	Jessie:Apache2,SMTP,SSH:CVE-2016-10033
24	Jessie:SSH:CVE-2015-5602,SSH-pw
27	Jessie:Samba,NTP,SSH:CVE-2017-7494
31	Deb9.2:IRC,Apache2,SSH:SQL Injection
3,11,5-9	Ubuntu20:SSH,SNMP,PostgreSQL,NTP:-
13-16,19-21,25-26,28-30	Ubuntu20:NTP, IRC, SNMP, SSH, PostgreSQL:-

TABLE 5: Configuration of the target infrastructure (Fig. 1).

- [3] R. Bronfman-Nadas, N. Zincir-Heywood, and J. T. Jacobs, "An artificial arms race: Could it improve mobile malware detectors?" in *2018 Network Traffic Measurement and Analysis Conference (TMA)*, 2018, pp. 1–8.
- [4] T. Alpcan and T. Basar, *Network Security: A Decision and Game-Theoretic Approach*, 1st ed. USA: Cambridge University Press, 2010.
- [5] S. Saritaş, E. Shereen, H. Sandberg, and G. Dán, "Adversarial attacks on continuous authentication security: A dynamic game approach," in *Decision and Game Theory for Security*, T. Alpcan, Y. Vorobeychik, J. S. Baras, and G. Dán, Eds. Cham: Springer International Publishing, 2019, pp. 439–458.
- [6] W. Liu and S. Zhong, "Web malware spread modelling and optimal control strategies," *Scientific Reports*, vol. 7, p. 42308, 02 2017.
- [7] M. Rasouli, E. Miehling, and D. Teneketzis, "A supervisory control approach to dynamic cyber-security," in *Decision and Game Theory for Security*, R. Poovendran and W. Saad, Eds. Cham: Springer International Publishing, 2014, pp. 99–117.
- [8] K. Hammar and R. Stadler, "Finding effective security strategies through reinforcement learning and Self-Play," in *International Conference on Network and Service Management (CNSM 2020) (CNSM 2020)*, Izmir, Turkey, Nov. 2020.
- [9] R. Elderman, L. J. J. Pater, A. S. Thie, M. M. Drugan, and M. Wiering, "Adversarial reinforcement learning in a cyber security simulation," in *ICAART*, 2017.
- [10] D. P. Bertsekas, *Dynamic Programming and Optimal Control*, 3rd ed. Belmont, MA, USA: Athena Scientific, 2005, vol. I.
- [11] D. P. Bertsekas and J. N. Tsitsiklis, *Neuro-dynamic programming*. Belmont, MA: Athena Scientific, 1996.
- [12] T. T. Nguyen and V. J. Reddi, "Deep reinforcement learning for cyber security," *CoRR*, vol. abs/1906.05799, 2019.
- [13] R. S. Sutton and A. G. Barto, *Introduction to Reinforcement Learning*, 1st ed. Cambridge, MA, USA: MIT Press, 1998.
- [14] J. du Toit and G. Peskir, "Selling a stock at the ultimate maximum," *The Annals of Applied Probability*, vol. 19, no. 3, Jun 2009.
- [15] D. Zheng, W. Ge, and J. Zhang, "Distributed opportunistic scheduling for ad-hoc communications: An optimal stopping approach," in *Proceedings of the 8th ACM International Symposium on Mobile Ad Hoc Networking and Computing*, ser. MobiHoc '07. New York, NY, USA: Association for Computing Machinery, 2007, p. 1–10.
- [16] A. Roy, V. S. Borkar, A. Karandikar, and P. Chaporkar, "Online reinforcement learning of optimal threshold policies for markov decision processes," *CoRR*, vol. abs/1912.10325, 2019.
- [17] M. Spanoudakis, D. Lorentzos, C. Anagnostopoulos, and S. Hadjiefthymiades, "On the use of optimal stopping theory for improving cache consistency," in *Web Information Systems Engineering - WISE 2012*, X. S. Wang, I. Cruz, A. Delis, and G. Huang, Eds. Berlin, Heidelberg: Springer Berlin Heidelberg, 2012, pp. 87–99.
- [18] A. Ridley, "Machine learning for autonomous cyber defense," 2018, the Next Wave, Vol 22, No.1 2018.
- [19] F. M. Zennaro and L. Erdodi, "Modeling penetration testing with reinforcement learning using capture-the-flag challenges and tabular q-learning," *CoRR*, vol. abs/2005.12632, 2020.
- [20] W. Blum, "Gamifying machine learning for stronger security and ai models," 2019.
- [21] R. Bellman, "A markovian decision process," *Journal of Mathematics and Mechanics*, vol. 6, no. 5, pp. 679–684, 1957.

- [22] M. L. Puterman, *Markov Decision Processes: Discrete Stochastic Dynamic Programming*, 1st ed. USA: John Wiley and Sons, Inc., 1994.
- [23] R. A. Howard, *Dynamic Programming and Markov Processes*. Cambridge, MA: MIT Press, 1960.
- [24] L. P. Kaelbling, M. L. Littman, and A. R. Cassandra, "Planning and acting in partially observable stochastic domains," USA, Tech. Rep., 1996.
- [25] R. Bellman, *Dynamic Programming*. Dover Publications, 1957.
- [26] C. Watkins, "Learning from delayed rewards," Ph.D. dissertation, 01 1989.
- [27] J. Schulman, F. Wolski, P. Dhariwal, A. Radford, and O. Klimov, "Proximal policy optimization algorithms," *CoRR*, vol. abs/1707.06347, 2017.
- [28] A. Wald, *Sequential Analysis*. Wiley and Sons, New York, 1947.
- [29] A. N. Shirayev, *Optimal Stopping Rules*. Springer-Verlag Berlin, 2007, reprint of russian edition from 1969.
- [30] G. Peskir and A. Shiryaev, *Optimal stopping and free-boundary problems*, ser. Lectures in mathematics (ETH Zürich). Dordrecht: Springer, 2006.
- [31] J. Schulman, P. Moritz, S. Levine, M. Jordan, and P. Abbeel, "High-dimensional continuous control using generalized advantage estimation," in *Proceedings of the International Conference on Learning Representations (ICLR)*, 2016.
- [32] D. P. Kingma and J. Ba, "Adam: A method for stochastic optimization," 2014, arxiv:1412.6980, International Conference for Learning Representations, San Diego.
- [33] D. Merkel, "Docker: lightweight linux containers for consistent development and deployment," *Linux journal*, vol. 2014, no. 239, p. 2, 2014.
- [34] K. Hammar and R. Stadler, "gym-optimal-intrusion-response," 2021, <https://github.com/Limmen/gym-optimal-intrusion-response>.
- [35] J. Tsitsiklis and B. Van Roy, "Approximate solutions to optimal stopping problems," in *Advances in Neural Information Processing Systems*, M. C. Mozer, M. Jordan, and T. Petsche, Eds., vol. 9. MIT Press, 1997.
- [36] H. Yu and D. P. Bertsekas, "Q-learning algorithms for optimal stopping based on least squares," 2007.