

Adaptation of the Tuning Parameter in General Bayesian Inference with Robust Divergence

Shouto Yonekura^{1,3} and Shonosuke Sugasawa^{2,3}

¹Graduate School of Social Sciences, Chiba University

²Center for Spatial Information Science, The University of Tokyo

³Nospare Inc.

June 19, 2022

Abstract

We introduce a methodology for robust Bayesian estimation with robust divergence (e.g., density power divergence or γ -divergence), indexed by a single tuning parameter. It is well known that the posterior density induced by robust divergence gives highly robust estimators against outliers if the tuning parameter is appropriately and carefully chosen. In a Bayesian framework, one way to find the optimal tuning parameter would be using evidence (marginal likelihood). However, we numerically illustrate that evidence induced by the density power divergence does not work to select the optimal tuning parameter since robust divergence is not regarded as a statistical model. To overcome the problems, we treat the exponential of robust divergence as an unnormalized statistical model, and we estimate the tuning parameter via minimizing the Hyvarinen score. We also provide adaptive computational methods based on sequential Monte Carlo (SMC) samplers, which enables us to obtain the optimal tuning parameter and samples from posterior distributions simultaneously. The empirical performance of the proposed method through simulations and an application to real data are also provided.

Key words: General Bayes; robustness; tuning parameter estimation; density power divergence; sequential Monte Carlo.

1 Introduction

One well-known way to deal with outliers and model misspecification is to use robust divergences. Since the pioneering work of [Basu et al. \(1998\)](#) that proposed density power divergence as an extension of the standard likelihood, some variants of the divergence (e.g. [Fujisawa and Eguchi, 2008](#); [Cichocki et al., 2011](#); [Ghosh et al., 2017](#)) and various statistical methods using robust divergences have been developed. Many robust divergences are indexed by a single tuning parameter that controls the robustness against outliers. If the tuning parameter is set to a smaller value than necessary, the resulting estimator may still be affected by outliers. On the other hand, using an unnecessarily large value for the tuning parameter leads to loss of statistical efficiency

(Basu et al., 1998). Despite the success of the theoretical analysis of properties of statistical methods based on robust divergences, how to adaptively estimate the tuning parameter from the data has often been ignored, with a few exceptions (Warwick and Jones, 2005; Basak et al., 2021) that propose frequentist methods to select the optimal value via asymptotic mean squared errors. There is a growing body of literature on Bayesian approaches using robust divergence. For example, general theory has been considered by (Ghosh and Basu, 2016; Nakagawa and Hashimoto, 2020; Jewson et al., 2018) and some specific applications to statistical models such as linear regression (Hashimoto and Sugawara, 2020), changepoint detection (Knoblauch et al., 2018) and Bayesian filtering (Boustati et al., 2020). However, a reasonable selection strategy for the tuning parameter has not been carefully discussed. A natural way to find the best tuning parameter in the context of Bayesian statistics will be using model evidence or marginal likelihood. However, as we shall illustrate later, evidence is not useful at all for choosing the tuning parameter since the exponential of robust divergence cannot be directly interpreted as a statistical model.

In this paper, this issue is addressed by leveraging ideas from statistical theories for unnormalized statistical models (Hyvärinen, 2005). Our main idea is to regard exponential of robust divergence as unnormalized models and employ the Hyvärinen score (H-score) (e.g. Shao et al., 2019) as an objective function of γ , which can be easily computed as a posterior expectation of the empirical Fisher divergence of the unnormalized model. We then take advantage of sequential Monte Carlo (SMC) samplers (Del Moral et al., 2006) within a Robbins-Monro stochastic gradient framework to estimate the optimal tuning parameter and obtain samples from posterior distributions. Therefore, our own work can be understood as an attempt to fill the current gap between the existing theory of such robust estimation and their practical implementation.

Recently, Jewson and Rossell (2021) has introduced a new Bayesian framework called *H-posterior* for unnormalized statistical models based on Fisher divergence, and they developed model selection criterion via the Laplace approximation of the marginal likelihood. The biggest difference from Jewson and Rossell (2021) is that we use a natural form of general posterior based on robust divergence, which is widely adopted in literature (e.g. Jewson et al., 2018; Ghosh and Basu, 2016), while the form of the posterior distribution in Jewson and Rossell (2021) is different from ours. Moreover, we also provide a tailored numerical algorithm using an SMC sampler that enables us to automatically select the tuning parameter through sampling iterations.

The rest of the paper is organized as follows. In section 2, we first set up the framework and then show numerically that one cannot use evidence induced by the density power divergence to select the tuning parameter. Instead, we propose to estimate it based on the H-score (Hyvärinen, 2005; Dawid et al., 2015) and characterize its asymptotic behavior. As we mentioned, our method involves functions for which it is difficult to obtain an analytic representation. Therefore, we develop an adaptive and efficient Markov chain Monte Carlo (MCMC) algorithm based on SMC samplers (Del Moral et al., 2006) in section 3. Numerical applications of the developed methodology are provided in section 4, then conclusions and directions for future research are in section 5.

2 Bayesian Inference with Robust Divergence

2.1 General posterior distribution

Suppose that we have d_y -dimensional *i.i.d.* data $\{y_i\}_{i=1}^n \stackrel{i.i.d.}{\sim} G$ where G denotes the true distribution or data generating process. Also assume that we have a statistical model $\{f_\theta : \theta \in \Theta\}$ where $\Theta \subseteq \mathbb{R}^d$ for some $d \geq 1$. We then write $y_{1:n}$ to denote (y_1, \dots, y_n) and let g denote the density of G with respect to dy . To make robust Bayesian inference for θ , we use a potential function based on robust divergence instead of the standard likelihood function.

We here simply consider *the density power divergence* (Basu et al., 1998) but others also can be used within our framework as long as they are indexed by a single tuning parameter. Given a prior density $\pi(\theta)$ with respect to $d\theta$, we can define the corresponding posterior density

$$\Pi_\gamma(\theta \mid y_{1:n}) := \frac{\mathcal{L}_\gamma(y_{1:n}; \theta) \pi(\theta)}{p_\gamma(y_{1:n})}, \quad (2.1)$$

where $\gamma \in (0, \infty]$, $p_\gamma(y_{1:n}) := \int_\Theta \mathcal{L}_\gamma(y_{1:n}; \theta) \pi(\theta) d\theta$ and

$$\log \mathcal{L}_\gamma(y_{1:n}; \theta) := \sum_{i=1}^n \log \mathcal{L}_\gamma(y_i; \theta), \quad \log \mathcal{L}_\gamma(y_i; \theta) := \frac{1}{\gamma} f_\theta(y_i)^\gamma - \frac{1}{1+\gamma} \int f_\theta(x)^{1+\gamma} dx. \quad (2.2)$$

Note that $p_\gamma(y_{1:n})$ is typically referred to as *evidence*. In many scenarios, robustified posterior densities such as (2.1) give much more accurate and stable inference against outlier and theoretical properties of the posterior has been investigated in (Ghosh and Basu, 2016; Nakagawa and Hashimoto, 2020). However, its performance depends critically on the choice of the tuning parameter γ in (2.1) (e.g. Ghosh and Basu, 2016), which motivate us to find “best” γ to make inference successful. Notice that (2.1) can be seen as a special case of general Bayesian updating (Bissiri et al., 2016; Jewson et al., 2018) with weight setting one so that evidence is the unique coherent marginal score for Bayesian inference (Fong and Holmes, 2020). Therefore, from the viewpoint of Bayesian statistics, it will be natural to find the best γ based on evidence but the property of it is unclear since $\mathcal{L}_\gamma(y_{1:n}; \theta)$ is not a probability density of $y_{1:n}$. Furthermore, the tuning parameter γ cannot be interpreted as “model parameter” in this case. The following example is to highlight the problem in using $p_\gamma(y_{1:n})$ to find the best γ .

2.2 Failure of model evidence: motivating example

We consider a simple but motivating example in which $\{y_i\}_{i=1}^{100} \stackrel{i.i.d.}{\sim} G = \mathcal{N}(1, 1)$ and then replace randomly $\tau\%$ of $\{y_i\}_{i=1}^{100}$ by $y_i + 5$, where $0 \leq \tau \leq 100$ is called the contamination proportion. Here γ was determined by dividing equally $[0.01, 1]$ into 1,000 points. In other words, in the context of the Bayesian model selection, this corresponds to choosing the model with the largest evidence as to the best model out of 1,000 models indexed by γ . With the choice $\tau = 10$, we then calculated 2,000 Monte Carlo estimates of the model evidence $p_\gamma(y_{1:n})$ for each γ . The resulting $p_\gamma(y_{1:n})$ are shown in Figure 2.1, which shows numerically that $p_\gamma(y_{1:n})$ is a monotonically increasing function of γ so that it does not have a local maxima. This implies that one cannot find best the γ using $p_\gamma(y_{1:n})$. A similar phenomenon is also discussed in Jewson and Rossell (2021).

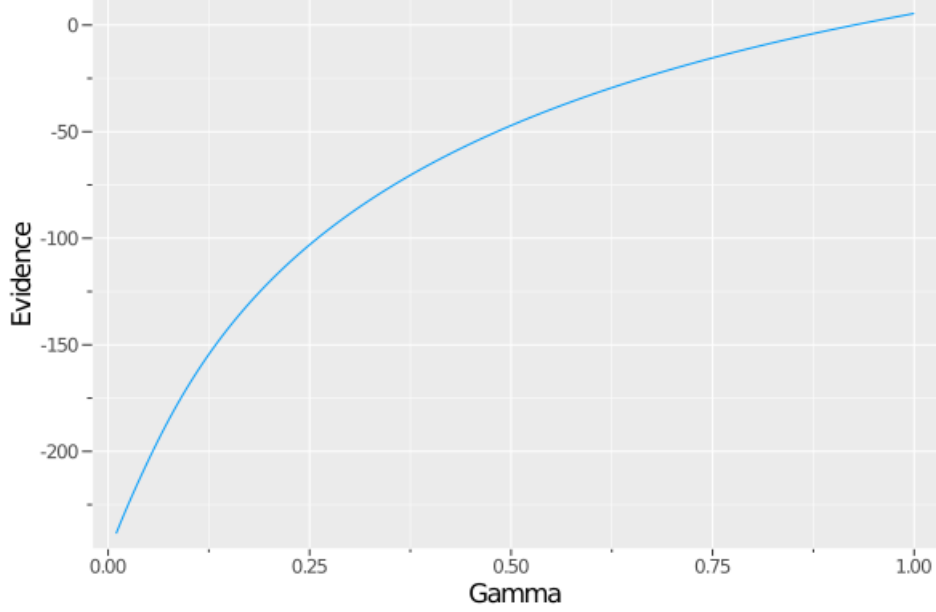


Figure 2.1: Estimated $p_\gamma(y_{1:n})$. The Y-axis represents the value of $p_\gamma(y_{1:n})$, and the X-axis represents the value of γ .

2.3 Selection using H-score

To overcome the illustrated problem, we first treat $\mathcal{L}_\gamma(y_{1:n}; \theta)$ as an unnormalized statistical model (Hyvärinen, 2005) although (2.1) is still a valid Bayesian update. It should be noted that when $\log \mathcal{L}_\gamma(y_{1:n}; \theta)$ is the density power divergence of the form (2.2), the normalizing constant may not exist. For example, when f_θ is a normal distribution, $\log \mathcal{L}_\gamma(y_i; \theta)$ converges to a constant value under $|y_i| \rightarrow \infty$, so the integral of $\mathcal{L}_\gamma(y_{1:n}; \theta)$ with respect to $y_{1:n}$ diverges. Recently, Jewson and Rossell (2021) pointed out that the role of such unnormalized models can be recognized in terms of relative probability.

Following Dawid et al. (2015); Hyvärinen (2005); Shao et al. (2019), we adopt the following *H-score* to estimate γ :

$$\mathcal{H}_n(\gamma) := \sum_{i=1}^n \sum_{k=1}^{d_y} \left(2\mathbb{E}_\gamma \left[\frac{\partial^2 \log \mathcal{L}_\gamma(y_i; \theta)}{\partial^2 y_{i(k)}} + \left(\frac{\partial \log \mathcal{L}_\gamma(y_i; \theta)}{\partial y_{i(k)}} \right)^2 \right] - \left(\mathbb{E}_\gamma \left[\frac{\partial \log \mathcal{L}_\gamma(y_i; \theta)}{\partial y_{i(k)}} \right] \right)^2 \right), \quad (2.3)$$

where the expectation is with respect to the robustified posterior distribution (2.1). Then, we can estimate γ as follows

$$\hat{\gamma} := \arg \min_{\gamma} \mathcal{H}_n(\gamma), \quad (2.4)$$

It can be shown that, under some conditions, $n^{-1}\mathcal{H}_n(\gamma)$ converges to the Fisher divergence

$$\mathcal{J}(\gamma) := \int \|\nabla_y \log g(y_{1:n}) - \nabla_y \log p_\gamma(y_{1:n})\|^2 g(y_{1:n}) dy_{1:n}$$

with probability 1 (Shao et al., 2019, Theorem 1), where ∇_y and $\|\cdot\|$ respectively denote the gradient operators with respect to y and the Euclidean norm. Therefore, $\mathcal{H}_n(\gamma)$ can be considered as an empirical approximation of the Fisher divergence $\mathcal{J}(\gamma)$ for the marginal distribution based

on unnormalized (improper) models defined by robust divergence. The following proposition is theoretical justification of selecting γ via (2.4).

Proposition 1. Let $\gamma^* := \arg \min_{\gamma} \mathcal{J}(\gamma)$. Then under the conditions stated in [Jewson and Rossell \(2021, A1-A2\)](#), we have that $\hat{\gamma} \rightarrow \gamma^*$ in probability as $n \rightarrow \infty$.

Proof. This is Proposition 1 of [Jewson and Rossell \(2021\)](#) for instance. Similar results also can be found in [Dawid et al. \(2016\)](#). \square

Remark 1. The prequential version of $\mathcal{H}_n(\gamma)$ is also called the *H-score* in the context of Bayesian model selection ([Shao et al., 2019; Dawid et al., 2015](#)). The main advantage of using the *H-score* in this context is that it will provide a consistent model selection criterion. Here we use a batch approach since our purpose is to estimate γ and not Bayesian model selection. We also want to emphasize that, as we shall study later, a batch approach will give rise to natural and efficient algorithms to estimate $\hat{\gamma}$ and posterior sampling.

Remark 2. One might attempt to use a “normalized” version of $\Pi_{\gamma}(\theta \mid y_{1:n})$. That is, define $\tilde{\mathcal{L}}_{\gamma}(y_{1:n}; \theta) := \mathcal{L}_{\gamma}(y_{1:n}; \theta) / \int \mathcal{L}_{\gamma}(y_{1:n}; \theta) dy_{1:n}$ and then the corresponding posterior $\tilde{\Pi}_{\gamma}(\theta \mid y_{1:n}) \propto \tilde{\mathcal{L}}_{\gamma}(y_{1:n}; \theta) \pi(\theta)$. At first glance, this method seems to work, but since $\int \mathcal{L}_{\gamma}(y_{1:n}; \theta) dy_{1:n}$ may diverge for some distribution, $\tilde{\Pi}_{\gamma}(\theta \mid y_{1:n})$ cannot be well defined.

Under the density power divergence (2.2), the first and second order derivatives of $\log \mathcal{L}_{\gamma}(y_i; \theta)$ are given by

$$\begin{aligned} \frac{\partial \log \mathcal{L}_{\gamma}(y_i; \theta)}{\partial y_i} &= f_{\theta}(y_i)^{\gamma-1} \frac{\partial f_{\theta}(y_i)}{\partial y_i}, \\ \frac{\partial^2 \log \mathcal{L}_{\gamma}(y_i; \theta)}{\partial y_i^2} &= (\gamma-1) f_{\theta}(y_i)^{\gamma-2} \left(\frac{\partial f_{\theta}(y_i)}{\partial y_i} \right)^2 + f_{\theta}(y_i)^{\gamma-1} \frac{\partial^2 f_{\theta}(y_i)}{\partial y_i^2}. \end{aligned}$$

The above expressions do not include the integral term $\int f_{\theta}(x)^{1+\gamma} dx$, which makes the computation of $\mathcal{H}_n(\gamma)$ much more straightforward in practice since the integral term often is a form of a complicated expression.

2.4 Numerical illustration of the H-score under normal distribution

We considered the same problem in the example in [subsection 2.2](#). In this case, the derivatives are

$$\frac{\partial \log \mathcal{L}_{\gamma}(y_i; \theta)}{\partial y_i} = -\phi(y_i; \mu, 1)^{\gamma} (y_i - \mu), \quad \frac{\partial^2 \log \mathcal{L}_{\gamma}(y_i; \theta)}{\partial y_i^2} = \phi(y_i; \mu, 1)^{\gamma} \{ \gamma(y_i - \mu)^2 - 1 \},$$

where $\phi(\cdot; \mu, \sigma^2)$ is the density function of $\mathcal{N}(\mu, \sigma^2)$. We computed $\mathcal{H}_n(\gamma)$ in (2.3) for each γ , where the posterior expectations were approximated by 500 posterior samples of μ . The data were simulated in the same way as in [subsection 2.2](#). The resulting $\mathcal{H}_n(\gamma)$ are shown in [Figure 2.2](#) when $\tau = 10$ and 30, which shows numerically that $\mathcal{H}_n(\gamma)$ has a local minimum.

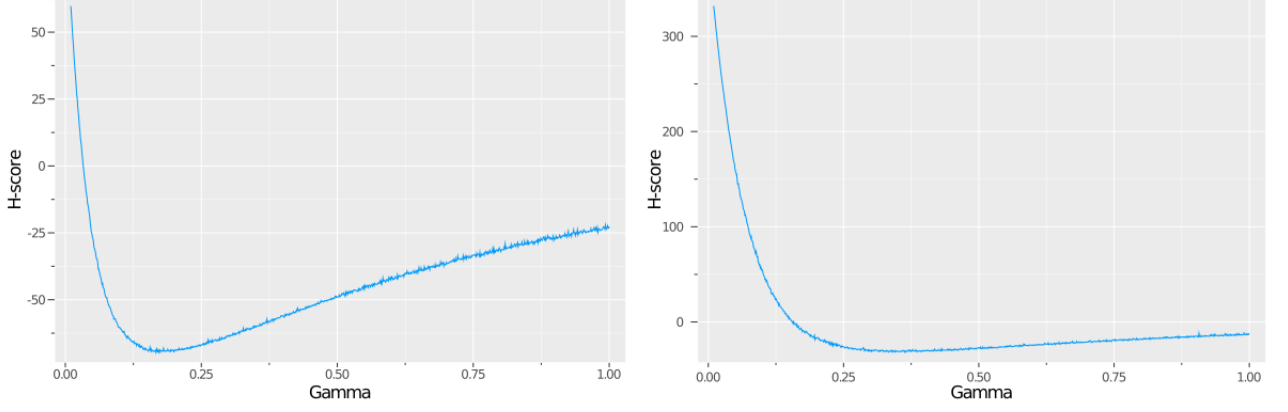


Figure 2.2: Estimated $\mathcal{H}_n(\gamma)$. The Y-axis represents the value of $\mathcal{H}_n(\gamma)$, and the X-axis represents the value γ . The left panel shows results when $\tau = 10$ and the right one shows when $\tau = 30$. The minimum value of $\mathcal{H}_n(\gamma)$ was obtained when $\gamma = 0.1824$ and was -66.4173 (left $\tau = 10$), and $\gamma = 0.3202$ and was -49.767 (right $\tau = 30$).

3 Sequential Monte Carlo Sampler

A natural way to obtain $\hat{\gamma}$ in (2.4) will be using the Robbins-Monro-type of recursion

$$\gamma_{t+1} = \gamma_t + \kappa_t \nabla_{\gamma} \mathcal{H}_t(\gamma_t), \quad (3.1)$$

where $\sum_t \kappa_t = \infty$, $\sum_t \kappa_t^2 < \infty$ but, in general, posterior sampling based on Monte Carlo approximation will be required to evaluate $\nabla_{\gamma} \mathcal{H}_t(\gamma_t)$. That is, we need to construct an estimator of $\nabla_{\gamma} \mathcal{H}_t(\gamma_t)$. To do so, we first treat γ_t in (3.1) as the positive sequence such that $0 < \gamma_0 < \gamma_1 < \dots < \gamma_T$ where $0 \leq t \leq T$ is an artificial time index. Then (2.1) gives rise to the following tempering-like distributions on a common measurable space, say $(\Theta, \mathcal{B}(\Theta))$

$$\Pi_t(\theta \mid y_{1:n}) := \Pi_{\gamma_t}(\theta \mid y_{1:n}) \propto \mathcal{L}_{\gamma_t}(y_{1:n}; \theta) \pi(\theta), \quad (3.2)$$

Using this, we can define a sequence of distributions defined on product spaces $\Theta^t := \prod_{i=1}^t \Theta$

$$\tilde{\Pi}_t(\theta_{0:t} \mid y_{1:n}) := \Pi_t(\theta_t \mid y_{1:n}) \prod_{k=0}^{t-1} L_k(\theta_{k+1}, \theta_k), \quad (3.3)$$

where L_k is a transition kernel from Θ^{k+1} to Θ^k . Also let $M_k(\theta_{k-1}, \theta_k)$ be a Π_k -reversible MCMC kernel. Then it is given by

$$L_k(\theta_{k+1}, \theta_k) = \frac{\Pi_k(\theta_{k-1} \mid y_{1:n}) M_k(\theta_{k-1}, \theta_k)}{\Pi_k(\theta_k \mid y_{1:n})}.$$

In this case, we have unnormalized incremental weights

$$\log w_t^j := \log \left(\frac{\mathcal{L}_{\gamma_t}(y_{1:n}; \theta_{t-1}^j)}{\mathcal{L}_{\gamma_{t-1}}(y_{1:n}; \theta_{t-1}^j)} \right) = \frac{-\frac{n}{1+\gamma_t} \int f_{\theta_{t-1}^j}(x)^{1+\gamma_t} dx + \frac{1}{\gamma_t} \sum_{i=1}^n f_{\theta_{t-1}^j}(y_i)^{\gamma_t}}{-\frac{n}{1+\gamma_{t-1}} \int f_{\theta_{t-1}^j}(x)^{1+\gamma_{t-1}} dx + \frac{1}{\gamma_{t-1}} \sum_{i=1}^n f_{\theta_{t-1}^j}(y_i)^{\gamma_{t-1}}}. \quad (3.4)$$

Then SMC samplers (Del Moral et al., 2006) iterate the following steps. First, the normalized weights $W_t^j := (\sum_{k=1}^N w_t^k)^{-1} w_t^j$ are calculated for $j \in [1, N]$. Using these, one needs to sample ancestor indices $\{A_t^j\}_{j=1}^N$ from the categorical distribution induced by the normalized weights $C(\{W_t^j\}_{j=1}^N)$. Finally, sample θ_t^j via $M_t(\theta_{t-1}^{A_t^j}, d\theta_t)$ for $j \in [1, N]$. We refer to Dai et al. (2020) for a number of recent advances in SMC samplers. As a result, we have the particle system $\{\theta_t^j, W_t^j\}_{j=1}^N$ which constructs an approximation $\sum_{j=1}^N W_t^j \delta_{\theta_t^j}(d\theta)$ of $\Pi_t(\theta \mid y_{1:n})$ at any time step t as required, here $\delta_z(dx)$ denotes the Dirac measure located at z . Using the system, an approximation $\nabla_{\gamma} \hat{\mathcal{H}}_t(\gamma_t)$ of $\nabla_{\gamma} \mathcal{H}_t(\gamma)$ can be obtained under appropriate regularity conditions that allow us to interchange differentiation with respect to γ and integration, see Appendix A for details. Therefore, an approximation of (3.1) will be

$$\gamma_{t+1} = \gamma_t + \kappa_t \nabla_{\gamma} \hat{\mathcal{H}}_t(\gamma_t). \quad (3.5)$$

Given time steps $T > 0$ and initial $\gamma_0 > 0$, we update γ_t via (3.5) and iterate SMC sampler T times. Our method can be algorithmically summarized as follows.

Algorithm 1

- i) Initialise the particles $\{\theta_0^j, W_0^j\}_{j=1}^N$, with $\theta_0^j \stackrel{i.i.d.}{\sim} \pi$, $\gamma_0 > 0$, $W_0^i = 1$ for $j \in [1, N]$, and sample ancestor indices $\{A_0^j\}_{j=1}^N$ from $C(\{W_0^j\}_{i=1}^N)$.
 - ii) Apply the iteration $\gamma_{t+1} = \gamma_t + \kappa_t \nabla_{\gamma} \hat{\mathcal{H}}_t(\gamma_t)$.
 - iii) Calculate w_t^j in (3.4) and set $W_t^j = \frac{w_t^j}{\sum_{k=1}^N w_t^k}$ for $j \in [1, N]$.
 - iv) Sample ancestor indices $\{A_t^j\}_{j=1}^N \sim C(\{W_t^j\}_{j=1}^N)$.
 - v) Sample particles $\theta_t^j \sim M_t(\theta_{t-1}^{A_t^j}, d\theta_t)$ for $j \in [1, N]$.
 - vi) Obtain estimate of $\nabla_{\gamma} \mathcal{H}_{t+1}(\gamma_{t+1})$.
-

Remark 3. Since $\{w_t^j\}$ are independent of $\{\theta_t^i\}$ but dependent of $\{\theta_{t-1}^i\}$, the particles $\{\theta_t^i\}$ can be sampled after resampling in Algorithm 1. Also Algorithm 1 uses a simple multinomial resampling applied at each step. The variability of the Monte-Carlo estimates can be further reduced by incorporating dynamic resampling via use of effective sample size. See Del Moral et al. (2006); Dai et al. (2020) for details.

We end this section by noting several advantages of the proposed method in order. First and foremost, Algorithm 1 enables us to estimate adaptively the tuning parameter and obtain

posterior sampling. This is a remarkable difference from existing methods such as running MCMC or the EM algorithm with fixed tuning parameter so as to inference, for instance [Fujisawa and Eguchi \(2008\)](#); [Ghosh and Basu \(2016\)](#). We also emphasize that our proposed method has two notable advantages over existing methods: it does not require pilot plots, and it does not require an expression of the asymptotic variance of the model. Next, sampling from the tempering-like distributions induced by the density power divergence (3.2) might provide a beneficial tempering effect and potential reduction in computational complexity, in particular, when d is large ([Neal, 2001](#)). Finally, [Algorithm 1](#) will give rise to a natural way to construct adaptive MCMC kernels. Suppose that we use Metropolis-Hastings kernels based on a Gaussian random walk. Notice that before MCMC step in [Algorithm 1](#), we have $\{\theta_{t-1}^j, W_{t-1}^j\}_{j=1}^N$ which approximates $\Pi_{t-1}(\theta \mid y_{1:n})$ so that the estimates $\hat{\mu}_{t-1} := \sum_{j=1}^N W_{t-1}^j \theta_{t-1}^j$, $\hat{\Sigma}_{t-1} := \sum_{j=1}^N W_{t-1}^j (\theta_{t-1}^j - \hat{\mu}_{t-1})(\theta_{t-1}^j - \hat{\mu}_{t-1})^\top$ are available. Also [Ghosh and Basu \(2016, Theorem 1\)](#) shows that $\Pi_{t-1}(\theta \mid y_{1:n})$ can be approximated by the Gaussian distribution. These will lead us to set $M_t(\theta_{t-1}^{A_t^j}, d\theta_t) = \theta_{t-1}^{A_t^j} + \xi_t$, $\xi_t \stackrel{i.i.d.}{\sim} \mathcal{N}(0, 2.38d^{-1/2}\hat{\Sigma}_{t-1})$, for instance. It should be emphasized that this proposal is also can be considered as a consequence of the results from the optimal scaling analysis for random walk Metropolis, see [Chopin \(2002\)](#); [Chopin and Papaspiliopoulos \(2020, Chapter 17\)](#) and references therein for more details.

To specify the schedule for the scaling parameters $\{\kappa_t\}$ in (3.5), we use the standard adaptive method termed ADAM, by [Kingma and Ba \(2014\)](#), known as to stabilise the unnecessary numerical instability due to the choice of $\{\kappa_t\}$. Assume that after t steps, we have $c_t := \nabla \hat{\mathcal{H}}_t(\gamma_t)$. ADAM applies the following iterative procedure,

$$\begin{aligned} m_t &= m_{t-1}\beta_1 + (1 - \beta_1)c_t, & v_t &= v_{t-1}\beta_2 + (1 - \beta_2)c_t^2, \\ \hat{m}_t &= m_t/(1 - \beta_1^t), & \hat{v}_t &= v_t/(1 - \beta_2^t), \\ \gamma_{t+1} &= \gamma_t - \alpha\hat{m}_t/(\sqrt{\hat{v}_t} + \epsilon), \end{aligned}$$

where $(\beta_1, \beta_2, \alpha, \epsilon)$ are tuning parameters. Convergence properties of ADAM have been widely studied ([Kingma and Ba, 2014](#); [Reddi et al., 2019](#)). Following closely [Kingma and Ba \(2014\)](#), in all uses of ADAM below we set $(\beta_1, \beta_2, \alpha, \epsilon) = (0.9, 0.999, 0.003, 10^{-8})$. ADAM is nowadays a standard and very effective addition to the type of recursive inference algorithms we are considering here, even more so as for increasing dimension of unknown parameters. See the above references for more motivation and details.

4 Numerical Examples

4.1 Simulation studies

We again consider Gaussian models $\{f_\theta : \theta \in \Theta\} = \mathcal{N}(\mu, \sigma_0^2)$ where $\sigma_0^2 = 1$ is assumed to be known for the sake of simplicity. We simulate data $\{y_i\}_{i=1}^{100} \stackrel{i.i.d.}{\sim} \mathcal{N}(1, 1)$ and then replace randomly $\tau\%$ of $\{y_i\}_{i=1}^{100}$ by $y_i + 5$ same as before. Such a setting is commonly referred to as the M-open world ([Bernardo and Smith, 2009](#)) in the sense that there may well not exist θ^* such that $g = f_{\theta^*}$. In this study, we set $(N, T, \gamma_0) = (2,000, 500, 0.1)$ with 50 MCMC steps in [Algorithm 1](#) to estimate γ . The results are shown in [Figure 4.1](#). As can be seen from the figure,

our proposed method converges stably to the true value, which is obtained by applying MCMC as in [subsection 2.4](#), after about 200 iterations.

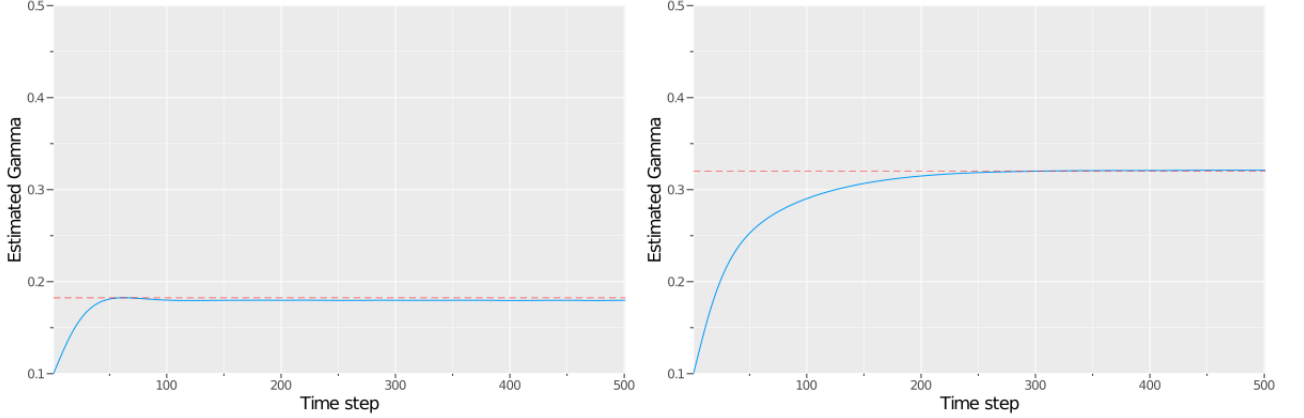


Figure 4.1: Gaussian models experiment: Trajectories from execution of [Algorithm 1](#). We used $N = 2,000$ particles with 50 MCMC iterations and initial value $\gamma_0 = 0.1$. The left panel shows results when $\tau = 10$ and the right one shows when $\tau = 30$. The horizontal dashed lines in the plots show the true parameter $\gamma^* = 0.1824$ for the left and $\gamma^* = 0.3538$ for the right.

We next compare the performance of our proposed method with that of a non-adaptive method. We simulated the data in the same way as in [subsection 2.2](#) and fitted a Gaussian model $\{f_\theta : \theta \in \Theta\} = \mathcal{N}(\mu, 1)$ to it. We set $(\tau_1, \tau_2, \tau_3, \tau_4) = (0, 10, 20, 30)$, and for each case we computed the posterior distribution of μ using [Algorithm 1](#) and the vanilla version of MCMC. For [Algorithm 1](#), the tuning parameters were set to $(N, T, \gamma_0) = (2,000, 300, 0.1)$ with 50 MCMC steps, and for vanilla MCMC, γ was set to $(\gamma_1, \gamma_2, \gamma_3, \gamma_4, \gamma_5) = (0.1, 0.3, 0.5, 0.7, 0.9)$ in advance of the estimation with 100,000 MCMC steps. We used Metropolis-Hastings kernels based on a Gaussian random walk with $\mathcal{N}(0, 0.4)$ for the two cases under the uniform prior. With these settings, we ran 100 Monte Carlo experiments for [Algorithm 1](#) and the non-adaptive method to calculate their (empirical) mean square error (MSE) and 95% credible interval (CI). The MSE computed against the target value of 1.

The empirical summary estimates are given in [Table 1](#) for the non-adaptive method and in [Table 2](#) for [Algorithm 1](#). Although it is a simple example, the results summarised in the two tables clearly show that the accuracy of the inference is improved by estimating γ from the data rather than choosing it ad hoc, in terms of MSE and CI.

4.2 Application to real data

Finally, we apply our methodology to Simon Newcomb’s measurements of the speed of light data, motivated by applications in [Stigler \(1977\)](#); [Basu et al. \(1998\)](#); [Basak et al. \(2021\)](#). The data can be obtained from Andrew Gelman’s webpage: <http://www.stat.columbia.edu/~gelman/book/data/light.asc>. The sample size of the dataset is 66 and it contains two outliers, -44 and -2, illustrated in [Figure 4.2](#). We fitted a Gaussian distribution model $\{f_\theta : \theta \in \Theta\} = \mathcal{N}(\mu, \sigma^2)$ to the data and used [Algorithm 1](#) to obtain the posterior distribution of the parameters (μ, σ) . The tuning parameters (N, T, γ_0) in [Algorithm 1](#) were set to $(2,000, 300, 0.1)$ with 50 MCMC iterations. The MCMC kernel was constructed as same as the previous examples, and results are

	$\tau = 0$	$\tau = 10$	$\tau = 20$	$\tau = 30$
$\gamma = 0.1$				
MSE	0.0366	0.1209	0.0758	0.2154
CI	(0.6251,1.064)	(1.0837,1.566)	(0.9956,1.4927)	(1.1752,1.7127)
$\gamma = 0.3$				
MSE	0.0487	0.0408	0.0227	0.0271
CI	(0.5583,1.0957)	(0.8221,1.4353)	(0.6943,1.2838)	(0.6471,1.272)
$\gamma = 0.5$				
MSE	0.0627	0.0479	0.0332	0.0486
CI	(0.4871,1.133)	(0.6944,1.449)	(0.6105,1.3097)	(0.5203,1.2448)
$\gamma = 0.7$				
MSE	0.08	0.0578	0.0461	0.0678
CI	(0.4107,1.1826)	(0.5817,1.5112)	(0.5449,1.3751)	(0.4312,1.2851)
$\gamma = 0.9$				
MSE	0.1004	0.0835	0.0644	0.089
CI	(0.3289,1.2425)	(0.4605,1.5916)	(0.4711,1.4626)	(0.3449,1.3495)

Table 1: Estimated empirical MSE and 95% CI from $R = 100$ estimates (R denotes the replications of the numerical algorithm) of the non-adaptive method (the vanilla version of MCMC). The best MSE values among different choices of γ is highlighted in bold.

	$\tau = 0$	$\tau = 10$	$\tau = 20$	$\tau = 30$
$\hat{\gamma}$	0.0058	0.2075	0.2125	0.2719
MSE	0.0313	0.0351	0.0213	0.0247
CI	(0.662,1.0464)	(0.9092,1.4623)	(0.764,1.3175)	(0.6741,1.2846)

Table 2: Estimated γ , and empirical MSE and 95% CI from $R = 100$ estimates (R denotes the replications of the numerical algorithm) of [Algorithm 1](#). The tuning parameters were set to $(N, T, \gamma_0) = (2,000, 300, 0.1)$ with 50 MCMC steps.

given in [Figure 4.3](#). Existing study ([Basak et al., 2021](#)) reported $\hat{\gamma} = 0.23$ for the same data set, which is very high compared to our estimation result of $\hat{\gamma} = 0.0855$. Since the method proposed in [Basak et al. \(2021\)](#) requires a pilot plot and the estimation results depend significantly on it, we believe that our estimation results are more reasonable. In fact, it is unlikely that we will have to use a value of $\gamma = 0.23$ for a data set that contains only two outliers. As shown in [Basu et al. \(1998\)](#), the parameter estimates are almost the same when $\gamma = 0.0855$ and when $\gamma = 0.23$. However, from the point of view of statistical efficiency, it would be preferable to adopt the smaller value of $\gamma = 0.0855$ if the estimates are the same. As suggested by the above results, by estimating the tuning parameter from the data, we can determine a reasonable value of it and obtain the posterior distribution with better accuracy.

5 Concluding remarks

Our proposed method performs reasonably well and provides one of the few options, as far as we know, for routine robust Bayesian inference. To the best of our knowledge, this is the first attempt to propose both a theory and a computational algorithm to estimate the tuning parameters from data and to allow robust Bayesian estimation. We have shown numerically that more efficient Bayesian estimation can be achieved by estimating the tuning parameter γ from

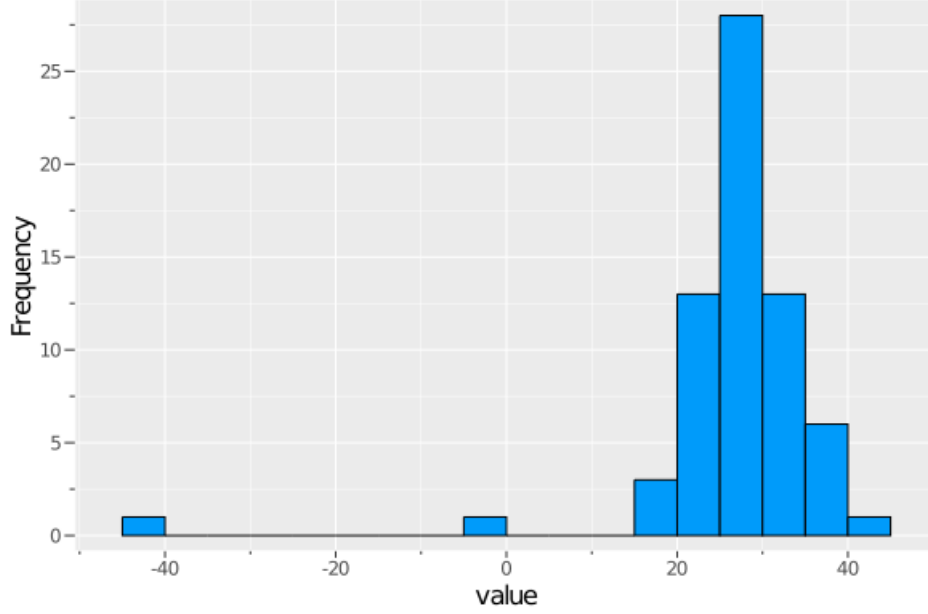


Figure 4.2: The histogram of Simon Newcomb's measurements of the speed of light data.

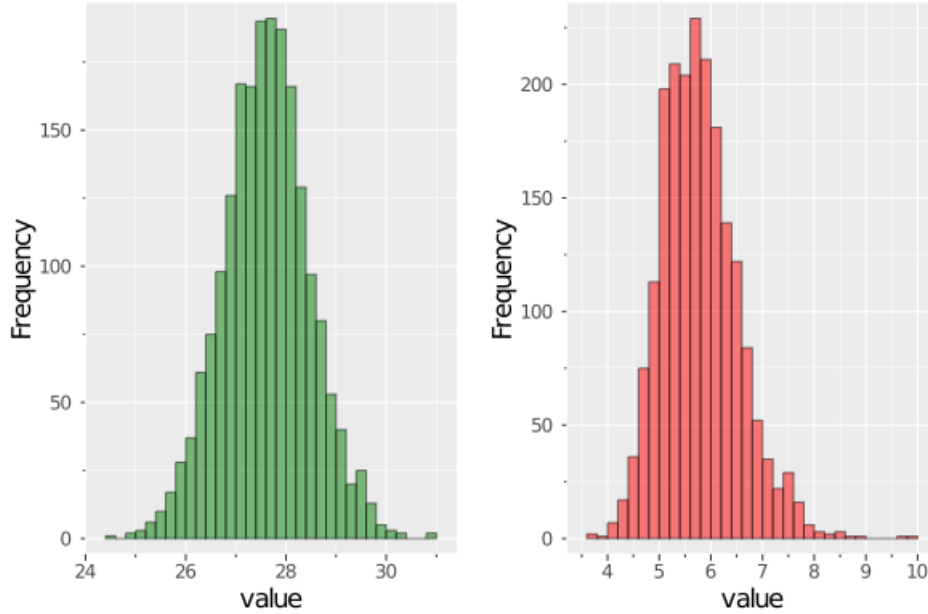


Figure 4.3: The histograms estimated posteriors of μ (left) and σ (right) for Simon Newcomb's measurements of the speed of light data. The tuning parameters (N, T, γ_0) were set to $(2,000, 300, 0.1)$ with 50 MCMC iterations. The mean value of the estimated μ is 27.6082 and σ is 5.7829 with $\hat{\gamma} = 0.0855$.

the data, and we have proposed an efficient sampling method using SMC samplers by considering the sequence of γ as the temperature. Compared to existing studies ([Warwick and Jones, 2005](#); [Basak et al., 2021](#)), our method has specificity and usefulness in that we can estimate the tuning parameters and sample from the posterior distribution at the same time, and pilot plots and asymptotic variance formula are not necessary. In this paper, we have focused in particular on the case of the density power divergence, but we want to stress that our method is general enough

in the sense that it can be applied to the Bayesian estimation of other robust divergence-induced models.

Besides, our framework opens up a number of routes for insights and future research, including the ones described below.

- i) As we noted the integral term $\int f_\theta(x)^{1+\gamma} dx$ is eliminated in the H-score, while the computation of the posterior distribution is computationally expensive, so it may be better to consider the H-posterior studied in [Jewson and Rossell \(2021\)](#) in this respect. However, the robustness of the H-posterior has not yet been studied, and it would therefore be interesting in the future to investigate this point in more detail using the influence function.
- ii) Another direction for investigation involves constructing an efficient MCMC kernel for posterior distributions derived from robust divergence such as (2.1). In order to make good inferences from data containing outliers, the posterior distribution induced by robust divergence is a model with a more or less heavy-tailed. As studied in [Kamatani \(2018\)](#), many standard MCMC algorithms are known to perform poorly in such cases, especially in higher dimensions. Therefore, studying MCMC algorithms within [Algorithm 1](#) tailored to the posterior distribution induced by robust divergence would allow for more efficient Bayesian robust estimation.
- iii) In this study, we have focused on the *i.i.d.* case, but as [Shao et al. \(2019\)](#) shows, the H-score can also be defined for models that are not independent, for example, state-space models. In fact, [Boustati et al. \(2020\)](#) proposes a method for Bayesian filtering of state-space models using robust divergence, but the tuning parameters need to be estimated before filtering, and in this sense, it is not online filtering. [Algorithm 1](#) does batch estimation, but we believe that extending it to sequential estimation would allow robust filtering of the state-space model while estimating the tuning parameters online from the data.

Acknowledgement

SY was supported by the Japan Society for the Promotion of Science (KAKENHI) under grant number 21K17713. SS was supported by the Japan Society for the Promotion of Science (KAKENHI) under grant numbers 21K17713 and 21H00699.

References

- Basak, S., Basu, A., and Jones, M. (2021). On the optimal density power divergence tuning parameter. *Journal of Applied Statistics*, 48(3):536–556. [2](#), [9](#), [10](#), [11](#)
- Basu, A., Harris, I. R., Hjort, N. L., and Jones, M. (1998). Robust and efficient estimation by minimising a density power divergence. *Biometrika*, 85(3):549–559. [1](#), [2](#), [3](#), [9](#), [10](#)
- Bernardo, J. M. and Smith, A. F. (2009). *Bayesian theory*, volume 405. John Wiley & Sons. [8](#)

- Bissiri, P. G., Holmes, C. C., and Walker, S. G. (2016). A general framework for updating belief distributions. *Journal of the Royal Statistical Society. Series B, Statistical methodology*, 78(5):1103. [3](#)
- Boustati, A., Akyildiz, Ö. D., Damoulas, T., and Johansen, A. (2020). Generalized bayesian filtering via sequential monte carlo. *arXiv preprint arXiv:2002.09998*. [2](#), [12](#)
- Chopin, N. (2002). A sequential particle filter method for static models. *Biometrika*, 89(3):539–552. [8](#)
- Chopin, N. and Papaspiliopoulos, O. (2020). *An introduction to sequential Monte Carlo*. Springer. [8](#)
- Cichocki, A., Cruces, S., and Amari, S.-i. (2011). Generalized alpha-beta divergences and their application to robust nonnegative matrix factorization. *Entropy*, 13(1):134–170. [1](#)
- Dai, C., Heng, J., Jacob, P. E., and Whiteley, N. (2020). An invitation to sequential monte carlo samplers. [7](#)
- Dawid, A. P., Musio, M., et al. (2015). Bayesian model selection based on proper scoring rules. *Bayesian analysis*, 10(2):479–499. [2](#), [4](#), [5](#)
- Dawid, A. P., Musio, M., and Ventura, L. (2016). Minimum scoring rule inference. *Scandinavian Journal of Statistics*, 43(1):123–138. [5](#)
- Del Moral, P., Doucet, A., and Jasra, A. (2006). Sequential monte carlo samplers. *Journal of the Royal Statistical Society: Series B (Statistical Methodology)*, 68(3):411–436. [2](#), [7](#)
- Fong, E. and Holmes, C. (2020). On the marginal likelihood and cross-validation. *Biometrika*, 107(2):489–496. [3](#)
- Fujisawa, H. and Eguchi, S. (2008). Robust parameter estimation with a small bias against heavy contamination. *Journal of Multivariate Analysis*, 99(9):2053–2081. [1](#), [8](#)
- Ghosh, A. and Basu, A. (2016). Robust bayes estimation using the density power divergence. *Annals of the Institute of Statistical Mathematics*, 68(2):413–437. [2](#), [3](#), [8](#)
- Ghosh, A., Harris, I. R., Maji, A., Basu, A., Pardo, L., et al. (2017). A generalized divergence for statistical inference. *Bernoulli*, 23(4A):2746–2783. [1](#)
- Hashimoto, S. and Sugawara, S. (2020). Robust bayesian regression with synthetic posterior distributions. *Entropy*, 22(6):661. [2](#)
- Hyvärinen, A. (2005). Estimation of non-normalized statistical models by score matching. *Journal of Machine Learning Research*, 6(4). [2](#), [4](#)
- Jewson, J. and Rossell, D. (2021). General bayesian loss function selection and the use of improper models. *arXiv preprint arXiv:2106.01214*. [2](#), [3](#), [4](#), [5](#), [12](#)
- Jewson, J., Smith, J. Q., and Holmes, C. (2018). Principles of bayesian inference using general divergence criteria. *Entropy*, 20(6):442. [2](#), [3](#)

- Kamatani, K. (2018). Efficient strategy for the markov chain monte carlo in high-dimension with heavy-tailed target probability distribution. *Bernoulli*, 24(4B):3711–3750. [12](#)
- Kingma, D. P. and Ba, J. (2014). Adam: A method for stochastic optimization. *arXiv preprint arXiv:1412.6980*. [8](#)
- Knoblauch, J., Jewson, J., and Damoulas, T. (2018). Doubly robust bayesian inference for non-stationary streaming data with β -divergences. *arXiv preprint arXiv:1806.02261*. [2](#)
- Nakagawa, T. and Hashimoto, S. (2020). Robust bayesian inference via γ -divergence. *Communications in Statistics-Theory and Methods*, 49(2):343–360. [2](#), [3](#)
- Neal, R. M. (2001). Annealed importance sampling. *Statistics and computing*, 11(2):125–139. [8](#)
- Reddi, S. J., Kale, S., and Kumar, S. (2019). On the convergence of adam and beyond. *arXiv preprint arXiv:1904.09237*. [8](#)
- Shao, S., Jacob, P. E., Ding, J., and Tarokh, V. (2019). Bayesian model comparison with the hyvärinen score: Computation and consistency. *Journal of the American Statistical Association*. [2](#), [4](#), [5](#), [12](#)
- Stigler, S. M. (1977). Do robust estimators work with real data? *The Annals of Statistics*, pages 1055–1098. [9](#)
- Warwick, J. and Jones, M. (2005). Choosing a robustness tuning parameter. *Journal of Statistical Computation and Simulation*, 75(7):581–588. [2](#), [11](#)

A Derivative of H-score

In the following argument, we assume the exchangeability of integral and derivative without any remarks. For simplicity, we consider a univariate case, namely $d_y = 1$. We define $\mathcal{D}_\gamma(y_{1:n}; \theta) := \log \mathcal{L}_\gamma(y_{1:n}; \theta)$ and $\mathcal{D}_\gamma(y_i; \theta) := \log \mathcal{L}_\gamma(y_i; \theta)$. The derivative of the H-score with respect to γ is expressed as

$$\begin{aligned} \frac{d}{d\gamma} \mathcal{H}_n(\gamma) &= 2 \sum_{i=1}^n \int \frac{d}{d\gamma} \left[\left\{ \frac{\partial^2 \mathcal{D}_\gamma(y_i; \theta)}{\partial^2 y_i} + \left(\frac{\partial \mathcal{D}_\gamma(y_i; \theta)}{\partial y_i} \right)^2 \right\} \Pi_\gamma(\theta | y_{1:n}) \right] d\theta \\ &\quad - 2 \sum_{i=1}^n \mathbb{E} \left[\frac{\partial \mathcal{D}_\gamma(y_i; \theta)}{\partial y_i} | y_{1:n} \right] \times \int \frac{d}{d\gamma} \left\{ \frac{\partial \mathcal{D}_\gamma(y_i; \theta)}{\partial y_i} \Pi_\gamma(\theta | y_{1:n}) \right\} d\theta, \end{aligned}$$

which requires the computation of integral of the following form:

$$\int \frac{d}{d\gamma} \left\{ C_\gamma^{(k)}(y_i; \theta) \Pi_\gamma(\theta | y_{1:n}) \right\} d\theta = \int \frac{d}{d\gamma} \left\{ C_\gamma^{(k)}(y_i; \theta) \frac{e^{\mathcal{D}_\gamma(y_{1:n}; \theta)} \pi(\theta)}{\int e^{\mathcal{D}_\gamma(y_{1:n}; \theta)} \pi(\theta) d\theta} \right\} d\theta, \quad (\text{A.1})$$

where

$$C_\gamma^{(1)}(y_i; \theta) = \frac{\partial^2 \mathcal{D}_\gamma(y_i; \theta)}{\partial^2 y_i} + \left(\frac{\partial \mathcal{D}_\gamma(y_i; \theta)}{\partial y_i} \right)^2, \quad C_\gamma^{(2)}(y_i; \theta) = \frac{\partial \mathcal{D}_\gamma(y_i; \theta)}{\partial y_i}, \quad (\text{A.2})$$

and $\mathcal{D}_\gamma(y_{1:n}; \theta) := \log \mathcal{L}_\gamma(y_{1:n}; \theta)$. It follows that

$$\begin{aligned} & \int \frac{d}{d\gamma} \left\{ C_\gamma^{(k)}(y_i; \theta) \frac{e^{\mathcal{D}_\gamma(y_{1:n}; \theta)} \pi(\theta)}{\int e^{\mathcal{D}_\gamma(y_{1:n}; \theta)} \pi(\theta) d\theta} \right\} d\theta \\ &= \int \left\{ \frac{d}{d\gamma} C_\gamma^{(k)}(y_i; \theta) \right\} \Pi_\gamma(\theta | y_{1:n}) d\theta + \int C_\gamma^{(k)}(y_i; \theta) \left\{ \frac{d}{d\gamma} \mathcal{D}_\gamma(y_{1:n}; \theta) \right\} \Pi_\gamma(\theta | y_{1:n}) d\theta \\ & \quad - \int C_\gamma^{(k)}(y_i; \theta) \frac{e^{\mathcal{D}_\gamma(y_{1:n}; \theta)} \pi(\theta)}{\left\{ \int e^{\mathcal{D}_\gamma(y_{1:n}; \theta)} \pi(\theta) d\theta \right\}^2} \times \int \pi(\theta) e^{\mathcal{D}_\gamma(y_{1:n}; \theta)} \left\{ \frac{d}{d\gamma} \mathcal{D}_\gamma(y_{1:n}; \theta) \right\} d\theta, \end{aligned}$$

where the third term is further simplified to

$$\int C_\gamma^{(k)}(y_i; \theta) \Pi_\gamma(\theta | y_{1:n}) d\theta \times \int \left\{ \frac{d}{d\gamma} \mathcal{D}_\gamma(y_{1:n}; \theta) \right\} \Pi_\gamma(\theta | y_{1:n}) d\theta.$$

Hence, the derivative (A.1) is expressed as

$$\begin{aligned} & \mathbb{E} \left[\left\{ \frac{d}{d\gamma} C_\gamma^{(k)}(y_i; \theta) \right\} + C_\gamma^{(k)}(y_i; \theta) \left\{ \frac{d}{d\gamma} \mathcal{D}_\gamma(y_{1:n}; \theta) \right\} \mid y_{1:n} \right] \\ & \quad - \mathbb{E} \left[C_\gamma^{(k)}(y_i; \theta) \mid y_{1:n} \right] \times \mathbb{E} \left[\frac{d}{d\gamma} \mathcal{D}_\gamma(y_{1:n}; \theta) \mid y_{1:n} \right]. \end{aligned} \tag{A.3}$$

Finally, the derivative of the H-score is expressed as

$$\begin{aligned} \frac{d}{d\gamma} \mathcal{H}_n(\gamma) &= 2 \sum_{i=1}^n \mathbb{E} \left[\left\{ \frac{d}{d\gamma} C_\gamma^{(1)}(y_i; \theta) \right\} + C_\gamma^{(1)}(y_i; \theta) \left\{ \frac{d}{d\gamma} \mathcal{D}_\gamma(y_{1:n}; \theta) \right\} \mid y_{1:n} \right] \\ & \quad - 2 \sum_{i=1}^n \mathbb{E} \left[C_\gamma^{(1)}(y_i; \theta) \mid y_{1:n} \right] \mathbb{E} \left[\frac{d}{d\gamma} \mathcal{D}_\gamma(y_{1:n}; \theta) \mid y_{1:n} \right] \\ & \quad - 2 \sum_{i=1}^n \mathbb{E} \left[\frac{d}{dy_i} \mathcal{D}_\gamma(y_i; \theta) \mid y_{1:n} \right] \mathbb{E} \left[\left\{ \frac{d}{d\gamma} C_\gamma^{(2)}(y_i; \theta) \right\} + C_\gamma^{(2)}(y_i; \theta) \left\{ \frac{d}{d\gamma} \mathcal{D}_\gamma(y_{1:n}; \theta) \right\} \mid y_{1:n} \right] \\ & \quad + 2 \sum_{i=1}^n \mathbb{E} \left[\frac{d}{dy_i} \mathcal{D}_\gamma(y_i; \theta) \mid y_{1:n} \right] \mathbb{E} \left[C_\gamma^{(2)}(y_i; \theta) \mid y_{1:n} \right] \mathbb{E} \left[\frac{d}{d\gamma} \mathcal{D}_\gamma(y_{1:n}; \theta) \mid y_{1:n} \right], \end{aligned} \tag{A.4}$$

where $C^{(1)}$ and $C^{(2)}$ are defined in (A.2).

B Derivative of H-score under normal distribution and density power divergence

When $y_i \sim \mathcal{N}(\mu, \sigma^2)$, the corresponding density power divergence is

$$\mathcal{D}_\gamma(y_i; \theta) = \gamma^{-1} \phi(y_i; \mu, \sigma^2)^\gamma - (2\pi\sigma^2)^{-\gamma/2} (1 + \gamma)^{-3/2}.$$

The detailed expressions of quantities appeared in the derivative of the H-score in (A.4) are obtained as follows:

$$\begin{aligned}
C_\gamma^{(1)}(y_i; \theta) &= \frac{1}{\sigma^4} [w_i \{ \gamma(y_i - \mu)^2 - \sigma^2 \} + w_i^2(y_i - \mu)^2], \quad C_\gamma^{(2)}(y_i; \theta) = \frac{d}{dy_i} \mathcal{D}_\gamma(y_i; \theta) = -\frac{w_i(y_i - \mu)}{\sigma^2}, \\
\frac{d}{d\gamma} \mathcal{D}_\gamma(y_{1:n}; \theta) &= \frac{1}{\gamma^2} \sum_{i=1}^n w_i \{ \gamma \log \phi(y_i; \mu, \sigma^2) - 1 \} + \frac{n}{2} (2\pi\sigma^2)^{-\gamma/2} (1 + \gamma)^{-5/2} \{ (1 + \gamma) \log(2\pi\sigma^2) + 3 \}, \\
\frac{\partial}{\partial \gamma} C_\gamma^{(1)}(y_i; \theta) &= \frac{1}{\sigma^4} [w_i \{ \gamma(y_i - \mu)^2 - \sigma^2 \} \log \phi(y_i; \mu, \sigma^2) + w_i(y_i - \mu)^2 + 2w_i^2(y_i - \mu)^2 \log \phi(y_i; \mu, \sigma^2)], \\
\frac{\partial}{\partial \gamma} C_\gamma^{(2)}(y_i; \theta) &= -\frac{w_i(y_i - \mu)}{\sigma^2} \log \phi(y_i; \mu, \sigma^2),
\end{aligned}$$

where $w_i = \phi(y_i; \mu, \sigma^2)^\gamma$.