

Encoding of probability distributions for Asymmetric Numeral Systems

Jarek Duda

Jagiellonian University, Golebia 24, 31-007 Krakow, Poland, Email: dudajar@gmail.com

Abstract—Many data compressors regularly encode probability distributions for entropy coding - requiring minimal description length type of optimizations. Canonical prefix/Huffman coding usually just writes lengths of bit sequences, this way approximating probabilities with powers-of-2. Operating on more accurate probabilities usually allows for better compression ratios, and is possible e.g. using arithmetic coding and Asymmetric Numeral Systems family. Especially the multiplication-free tabled variant of the latter (tANS) builds automaton often replacing Huffman coding due to better compression at similar computational cost - e.g. in popular Facebook Zstandard and Apple LZFSSE compressors. There is discussed encoding of probability distributions for such applications, especially using Pyramid Vector Quantizer(PVQ)-based approach with deformation, also tuned symbol spread for tANS.

Keywords: data compression, entropy coding, ANS, quantization, PVQ, minimal description length

I. INTRODUCTION

Entropy/source coding is at heart of many of data compressors, transforming sequences of symbols from estimated statistical models, into finally stored or transmitted sequence of bits. Many especially general purpose compressors, like widely used Facebook Zstandard¹ and Apple LZFSSE², regularly store probability distribution for the next frame e.g. for byte-wise $D = 256$ size alphabet for e.g. $L = 2048$ state tANS automaton: tabled Asymmetric Numeral Systems ([1], [2], [3]).

This article focuses on optimization of encoding of such probability distribution for this kind of situations, Fig. 1 summarizes its results. For historical Huffman coding there are usually used canonical prefix codes [4] for this purpose - just store lengths of bit sequences. However, prefix codes can only process complete bits, approximating probabilities with powers-of-2, usually leading to suboptimal compression ratios. ANS family has allowed to include the fractional bits at similar computational cost, but complicating the problem of storing such more accurate probability distributions - required especially for inexpensive compressors.

Assuming the source is from $(p_s)_{s=1..D}$ i.i.d. probability distribution, the number of (large) length N symbol sequences (using $n! \approx (n/e)^n$ Stirling approximation, $\lg \equiv \log_2$) is:

$$\binom{N}{Np_1, Np_2, \dots, Np_D} = \frac{N!}{(Np_1)! \dots (Np_D)!} \approx 2^{NH(p)}$$

$$\text{for Shannon entropy: } H(p) = - \sum_s p_s \lg(p_s) \quad (1)$$

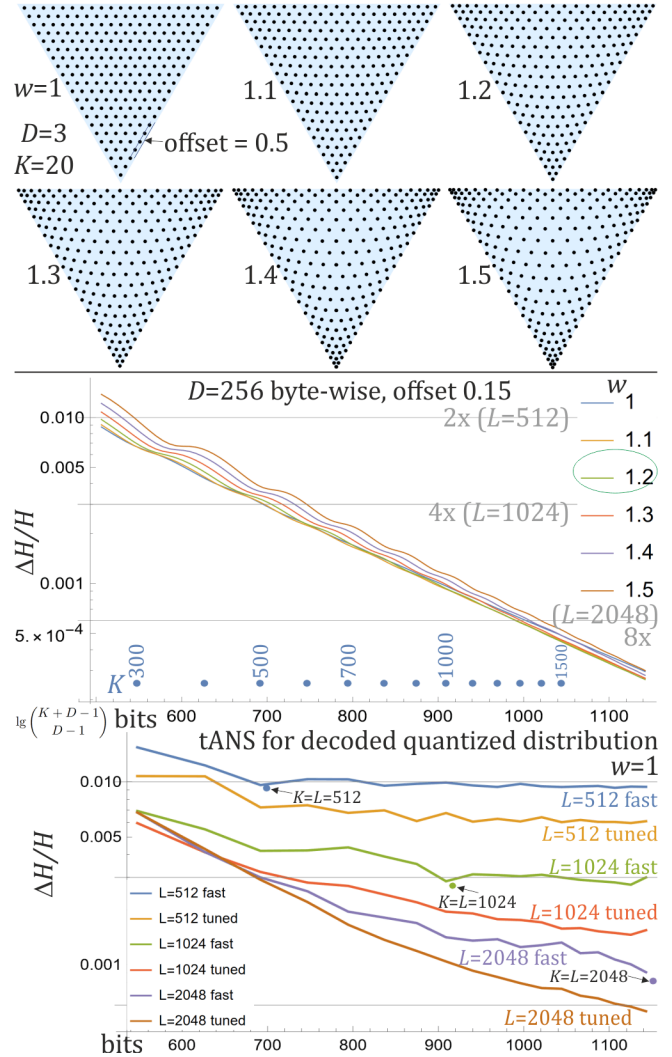


Figure 1. Top: probability quantization codebooks for $D = 3$ variables and $K = 20$ sum and various used powers w to increase accuracy for low probabilities. Offset shifts from the boundary to prevent zero probabilities. Middle: $\Delta H/H$ increase of size due to discussed quantization (vertical, averaged over 1000 randomly chosen distributions) for various costs of encoding of probability distribution (horizontal, or used sum K in blue) for encoding of byte-wise $D = 256$ size alphabet as in Zstandard or LZFSSE. Plots of various colors correspond to powers w used for deformation as in below diagrams. The three horizontal lines are for $\Delta H/H \in \{0.01, 0.003, 0.0006\}$ approximately corresponding to tANS with 2, 4, 8 times more states than alphabet size D from [2]. Bottom: $\Delta H/H$ evaluation of tANS automaton built for such encoded probabilities (for $w = 1$ power) using fast spread as in Zstandard, and slightly better tuned spread discussed here. The three marked dots correspond to directly storing quantized probabilities for tANS fast spread.

¹<https://en.wikipedia.org/wiki/Zstandard>

²<https://en.wikipedia.org/wiki/LZFSSE>

So to choose one of such sequence, we need asymptotically $\approx H(p)$ bits/symbol, what can be imagined as weighted average: *symbol of probability p carries $\lg(1/p)$ bits of information* - entropy coders should indeed approximately use on average.

However, if entropy coder uses $(q_s)_{s=1..D}$ probability distribution instead, e.g. being powers-of-2 for prefix/Huffman coding, it uses $\lg(1/q_s)$ bits for symbol s instead, leading to Kullback-Leibler (KL) ΔH more bits/symbol:

$$\Delta H_{p,q} = \sum_s p_s \lg \left(\frac{p_s}{q_s} \right) \approx \frac{1}{\ln 4} \sum_s \frac{(p_s - q_s)^2}{p_s} \quad (2)$$

where approximation is from Taylor expansion to 2nd order.

Therefore, we should represent probability distribution optimizing MSE (mean-squared error), but weighted with $1/p$: the lower probability of symbols, the more accurate representation should be used.

Additionally, there is some cost $c(q)$ bits of storing this probability distribution - we want to optimize here. Finally, for length N sequence (frame of data compressor), we should search for minimum description length [5] type of compromise:

$$\text{minimize penalty: } \arg \min_q c(q) + N \Delta H_{p,q} \quad (3)$$

The longer frame N , the more accurately we should represent p . Additionally, further entropy coding like tANS has own choices (quantization, symbol spread) we should have in mind in this optimization, preferably also including computational cost of necessary operations in the considerations.

The main discussed approach was inspired by Pyramid Vector Quantization (PVQ) [6] and possibility of its deformation [7] - this time for denser quantization of low probabilities to optimize (2). Its basic version can be also found in [8], here with multiple optimizations for entropy coding application, also tANS tuned spread [9].

II. ENCODING OF PROBABILITY DISTRIBUTION

This main section discusses quantization and encoding of probability distribution based of PVQ as in Fig. 1. There is a short subsection about handling zero probability symbols. The author also briefly analyzed a different approach³ presented in Fig. 2, but it has led to inferior behavior, hence for now it is not discussed further.

A. Zero probability symbols

Entropy coder should use on average $\lg(1/q)$ bits for symbol of assumed probability q , what becomes infinity for $q = 0$ - we need to ensure to prevent this kind of situations.

From the other side, using some minimal probability q_{min} for k unused symbols, means the remaining symbols can use only total $1 - kq_{min}$, requiring e.g. to rescale them $q_s \rightarrow q_s(1 - kq_{min})$, what means:

$$-\lg(1 - kq_{min}) \approx kq_{min} \quad \text{bits/symbol penalty} \quad (4)$$

Leaving such unused symbols we would need to pay this additional cost multiplied by sequence length N .

³<https://encode.su/threads/1883>

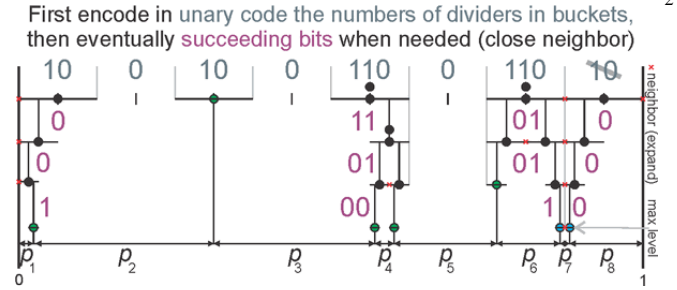


Figure 2. Alternative less computationally expensive approach for probability quantization. We directly encode CDF (cumulative distribution function): $[0, 1] \in c_s = \sum_{s' < s} p_{s'}$. Split the $[0, 1]$ range e.g. into as many buckets as the number of symbols, for each bucket encode e.g. with unary coding the number of c_s in it, then use further bits of information to specify their positions to reach chosen level of accuracy based on $(p_s - q_s)^2/p_s$ evaluation (2). Initial tests have shown inferior evaluation, hence in this moment it is not further developed.

To prevent this cost, we could mark these symbols as unused and encode probabilities of the used ones, but pointing such $D - k$ out of D symbols is also a cost - beside computational, e.g. $\lg \binom{D}{k} \approx Dh(k/D)$ bits for $h(p) = -p \lg(p) - (1 - p) \lg(1 - p)$.

For simplicity we assume further that all symbols have nonzero probability, defining minimal represented probability with offset o . Alternatively, we could remove this offset if ensuring that zero probability is assigned only to unused symbols.

B. Probabilistic Pyramid Vector Quantizer (PPVQ)

Assume we have probability distribution on D symbols with all nonzero probabilities - from interior of simplex:

$$S_D = \{p \in \mathbb{R}^D : \sum_s p_s = 1, \forall_s p_s > 0\}$$

The PVQ [6] philosophy assumes approximation with fractions of fixed denominator K :

$$p_s \approx Q_s/K \quad \text{for } Q_s \in \mathbb{N}, \sum_s Q_s = K$$

Originally PVQ also encodes sign, but here we focus on natural numbers. The number of such divisions of K possibilities into D coordinates $n(D, K)$ is the number of putting $D - 1$ dividers in $K + D - 1$ positions - the numbers of values between these dividers are our Q_s :

$$n(D, K) := \binom{K + D - 1}{D - 1} \approx 2^{(K+D-1)h((D-1)/(K+D-1))}$$

for $h(p) = -p \lg(p) - (1 - p) \lg(1 - p)$ Shannon entropy.

To choose one of them, the standard approach is enumerative coding: transform e.g. recurrence ($k = Q_1 + \dots + Q_s$)

$$n(s, k) = \sum_{Q_s=0, \dots, k} n(s - 1, k - Q_s), \quad n(1, k) = 1$$

into encoding: first shifting by positions to be used by lower Q_s possibilities, then recurrently encoding further:

$$\text{code}(Q_s Q_{s-1} \dots Q_1) = \text{code}(Q_{s-1} \dots Q_1) + \sum_{i=0}^{Q_s-1} n(s - 1, k - i)$$

However, it would require working with very large numbers, e.g. in hundreds of bits for standard $D = 256$ byte-wise distributions. Additionally, this encoding assumes uniform probability distribution of all possibilities, while in practice it might be very nonuniform, optimized for various data types. Hence, the author suggests to use entropy coding e.g. rANS instead of enumerative coding - prepare coding tables for all possible (s, k) cases, using probabilities in basic case from division of numbers of possibilities:

$$\Pr(Q_s = i | s, k) = \frac{n(s-1, k-i)}{n(s, k)} \quad (5)$$

This way also easily allows for deformation of probability distribution on S_D simplex, e.g. low probabilities might be more likely - what can be included for example by taking some power of these probabilities and normalize to sum to 1. Such optimization will require further work e.g. based on real data, depending on data type (e.g. 3 different for separate in Zstandard: offset, match length, and literal length).

C. Deformation to improve KL

The discussed quantization uses uniform density in the entire simplex S_D , however, the ΔH penalty is $\propto \sum_s (p_s - q_s)^2 / p_s$, suggesting to use denser quantization in low probability regions. While such optimization is a difficult problem, which is planned for further work e.g. analogously to adaptive quantization in [10], let us now discuss simple inexpensive approach as in [7], presented in Fig. 1.

Specifically, it just uses power w of quantized probabilities - search suggests to use $w \approx 1.2$, additionally we need some offset to prevent zero probabilities - which generally can vary between symbols (for specific data types), but for now there was considered constant $o_s = o$, optimized by $o \approx 0.15$:

$$q_s = \frac{(Q_s)^w + o_s}{\sum_{s'} (Q_{s'})^w + o_{s'}} \quad (6)$$

for quantization we need to apply $1/w$ power $p_s \rightarrow (p_s)^{1/w}$ before searching for the fractions:

$$\frac{Q_s}{K} \approx \frac{(p_s)^{1/w}}{\sum_{s'} (p_{s'})^{1/w}} \quad (7)$$

In theory we should also subtract the offset here, but getting improvement this way will require further work.

D. Finding probability quantization

Such quantization: search for $Q \in \mathbb{N}^D$ for which Q/K approximates chosen vector, is again a difficult question - testing all the possibilities would have exponential cost. Fortunately just multiplying by the denominator K and rounding, we already get approximate Q - there only remains to ensure $\sum_s Q_s = K$ by modifying a few coordinates, what can be made minimizing $KL \propto (p_s - q_s)^2 / p_s$ penalty, also ensuring not to get below zero.

Such quantizer optimizing KL penalty can be found in [9] for C++, here there was used one in Wolfram Mathematica, also with example of used evaluation:

```
guard = 10.^10; (*to prevent negative values*)
quant[pr_] := (pk = K*pr; Qs = Round[pk]+0.; kr=Total[Qs];
While[K != kr, df = Sign[K - kr];
mod = Sign[Qs + df]; (*modifiable coordinates*)
penalty = ((Qs+df-pk)^2 - (Qs-pk)^2) / pk + guard(1-mod);
best = Ordering[penalty, Min[Abs[kr-K], Total[mod]]];
Do[Qs[[i]] += df, {i, best}]; kr=Total[Qs]; Qs );

(* example evaluation: *)
d = 256; n = 1000; K = 1000; w = 1.2; offset = 0.15;
ds = RandomReal[{0,1},{n, d}]; ds=Map[#/Total[#]&, ds];
Qd = Map[quant, Map[#/Total[#] &, ds^(1/w)]];
qt = Map[#/Total[#] &, Qd^w + offset];
dH = Map[Total, ds*Log[2., qt]] /
Map[Total, ds*Log[2., ds]] - 1;
Mean[dH]
```

III. TUNED SYMBOL SPREAD FOR TANS

While the discussed quantization might be used for arithmetic [11] or rANS entropy coders, the most essential application seems tANS, where again we need quantization e.g. using $L = 2048$ denominator for $D = 256$ alphabet in Zstandard and LZFS. There is another compression ratio penalty from this quantization, heuristics suggest $\Delta H \sim (D/L)^2$ general behavior [2], approximately $\Delta H \approx 0.01$ for $L = 2D$, $\Delta H \approx 0.003$ for $L = 4D$, $\Delta H \approx 0.0006$ for $L = 8D$ - these three cases are marked in Fig. 1.

It is tempting to just use the same quantization for both: $K = L$, also presented in Fig. 1, what basically requires $\approx 8Dh(1/8) \approx 4.35D$ bits in $K = L = 8D$ case (≈ 139 bytes for $D = 256$) - the discussed deformation rather makes no sense in this case, zero probability symbols can be included. Cost of such header can be reduced e.g. if including nonuniform distribution on S_D simplex, or using some adaptivity.

We can reduce this cost by using $K < L$ and deformation, Fig. 1 suggests that essential reduction should have nearly negligible effect on compression ratios. However, it would become more costly from computational perspective.

method	symbol spread	$\Delta H/H$ ratio loss	
-	1x0, 3x1, 2x2, 10x3	~0.011	penalty of quantizer itself
Huffman as			would give Huffman decoder
tANS special case	0011222233333333	~0.080	
spread_range_i()	0111223333333333	~0.059	Increasing order
spread_range_d()	333333333221110	~0.022	Decreasing order
spread_fast()	023323133133133	~0.020	fast, in FSE/Zstd
spread_prec()	3313233103332133	~0.015	close to quantization $\Delta H/H$
spread_tuned()	←2 1→ 0→ 3233321333313310	~0.0046	better than quantization $\Delta H/H$ due to also using p
spread_tuned_s()	2333312333313310	~0.0040	L log L complexity (sort)
spread_tuned_p()	2331233330133331	~0.0058	testing $1/(p \ln(1+1/i)) \approx i/p$ approximation

Figure 3. Example from [9] of tANS $\Delta H/H$ compression ratio penalty (from Shannon entropy H) for various symbol spreads, $L = 16$ states, $D = 4$ size alphabet with $p = (0.04, 0.16, 0.16, 0.64)$ probabilities quantized to $\mathbf{L} = (1, 3, 2, 10)$ approximating probabilities with $\mathbf{L}/16 = (0.0625, 0.1875, 0.125, 0.625)$. This quantization itself has penalty (first row). Spreading symbols in power-of-2 ranges we would get Huffman decoder for the drawn tree. The *spread_fast()* is as in Zstandard and LZFS. A bit closer to quantization error *spread_prec()* can be found in [2]. Here we discuss *spread_tuned()* which, beside quantization, uses also the original probabilities p - shifting symbol appearances toward left (increasing probability e.g. of '2' here as quantized 0.125 is smaller than preferred 0.16) or right (decreasing probability e.g. of '0' and '1' here), this way "tuning" symbol spread to be even better than quantization penalty.

Also, if using deformation, we need second quantization for the entropy coder. Let us now briefly present tuned symbol spread introduced by the author in implementation [9], here first time in article.

The tANS variant, beside quantization: $p_s \approx L_s/L$ approximation, also needs to choose symbol spread: $\bar{s} : \mathcal{A} \rightarrow \{L, \dots, 2L - 1\}$ with L_s appearances of symbol s , where \mathcal{A} is the alphabet of size $|\mathcal{A}| = D$ here.

Intuitively, this symbol spread should be nearly uniform, but finding the best one seems to require exponential cost, hence in practice there are used approximations - Fig. 3 contains some examples, e.g. shifting modulo by constant and putting appearances of symbols - fast method used in Finite State Entropy⁴ implementation of tANS used e.g. in Zstandard and LZFS. Here is source used for Fig. 1:

```
fastspread := (step = L/2+L/8+3; spr=Table[0,L];ps=1;
  Do[Do[ps = Mod[ps + step, L]; spr[[ps + 1]] = i
    , {j, Ls[[i]]}], {i, d}]; spr);
```

A bit smaller penalty close to $p_s \approx L_s/L$ quantization is precise spread [2] focused on indeed being uniform.

A. Tuned symbol spread - using also probabilities

Given symbol spread, assuming i.i.d (p_s) source, we can calculate stationary probability distribution of states (further (9)) $x \in I = \{L, \dots, 2L - 1\}$ symbols, which is usually approximately $\rho_x \equiv \Pr(x) \approx \lg(e)/x$.

Encoding symbol s from state x requires first to get (e.g. send to bitstream) some number of the least significant bits: $\text{mod}(x, 2)$, each time reducing state $x \rightarrow \lfloor x/2 \rfloor$, until x gets to $\{L_s, \dots, 2L_s - 1\}$ range. Then such reduced x is transformed into corresponding appearance in $\{x \in I : \bar{s}(x) = s\}$ - in Fig 4 the upper ranges correspond to the same reduced x , finally transformed into one of L_s marked red positions.

This way we split I into L_s power-of-2 size subranges. Approximated $\Pr(x) \approx \lg(e)/x$ probability distribution of states, combined with $\sum_{i=1}^k 1/i \approx \ln(k) + \gamma$ harmonic number approximation ($\gamma \approx 0.577$), allows to find simple approximation for probability distribution of such ranges:

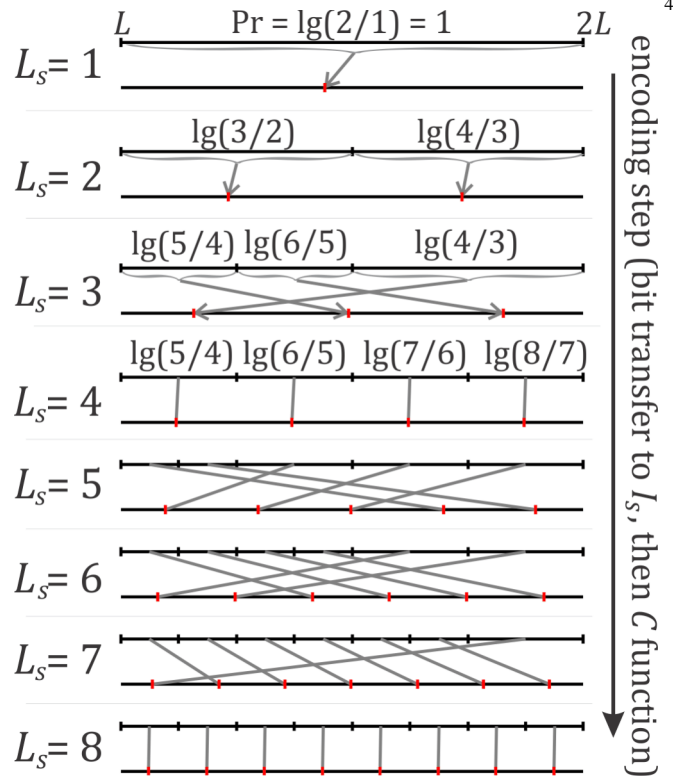
$$\Pr(i\text{-th subrange}) \approx \lg((i+1)/i) = \lg(1 + 1/i)$$

Multiplying such (approximate) subrange probability by probability of symbol p_s , we get probability of the final state, which should agree with $\Pr(x) \approx \lg(e)/x$. Equalizing these two approximate probabilities we get:

$$x \approx \frac{1}{p_s \ln(1 + 1/i)} \quad \text{for } i = L_s, \dots, 2L_s - 1 \quad (8)$$

preferred positions for s in symbol spread \bar{s} .

Hence we can gathered all (symbol, preferred position) pairs with L_s appearances of symbol s , sort all these pairs by the preferred position, and fill $I = \{L, \dots, 2L - 1\}$ range accordingly to this order - this approach is referred as *spread_tuned_s()* in [9] and Fig. 3.



i	1	2	3	4	5	6	7	8	9	10	11	12	13	14	15
bits	3	2	2	1	1	1	1	0	0	0	0	0	0	0	0
v^i	1	1	0	1	0	0	0	1	0	0	0	0	0	0	0
	1	1	0	1	0	0	0	0	1	0	0	0	0	0	0
	1	1	0	0	1	0	0	0	0	1	0	0	0	0	0
	1	1	0	0	1	0	0	0	0	0	1	0	0	0	0
	1	0	1	0	0	1	0	0	0	0	0	1	0	0	0
	1	0	1	0	0	1	0	0	0	0	0	0	1	0	0
	1	0	1	0	0	0	1	0	0	0	0	0	0	1	0
$L=8$	1	0	1	0	0	0	1	0	0	0	0	0	0	0	1

Figure 4. Top: Diagram for tANS tuned symbol spread: behavior of stream encoding step for $L_s = 1 \dots 8$ symbol appearances, approximating probabilities with $\approx L_s/L$ for $L = 2^l$ number of states. There are first written bits determining position inside one of L_s ranges, then there is transition to one of L_s points marked red. Using $\Pr(x) \approx \lg(e)/x$ probability distribution of states, we get the written approximate probability distributions of ranges: $\Pr(i) \approx \lg((i+1)/i)$ for $i = L_s, \dots, 2L_s - 1$. Multiplying these probabilities by assumed probabilities of symbols p_s , and comparing with $\Pr(x) \approx \lg(e)/x$ approximation, we get the preferred marked red positions: to $x \approx 1/(p_s \ln(1 + 1/i))$ - tuned symbol spreads try to use. Bottom: these used ranges for $L = 8$ in form of vectors and number of bits in renormalization - which e.g. allows to quickly build the stochastic matrix.

Here is the used source - prepares pairs of $(x, symbol)$, sort by the first coordinate, then take the second coordinate:

```
(* Ls, pd - quantized, assumed distribution *)
tunedspread := Transpose[Sort[Flatten[Map[Transpose[
  {1/Log[1.+1/Range[#[[2]], 2#[[2]]-1] /#[[3]],
  Table[#[[1]], #[[2]]}], &,
  Transpose[{Range[d], Ls, pd}], 1]]][[2]]];
```

However, above sorting would have $O(L \lg(L))$ complexity, we can reduce it to linear e.g. by rounding preferred positions to natural numbers and putting them into one of such L buckets, then go through these buckets and spread symbols accordingly

⁴<https://github.com/Cyan4973/FiniteStateEntropy>

- this is less expensive, but slightly worse *spread_tuned()*.

This table also contains approximation for logarithm, but in practice we should just put $1/\ln(1 + 1/i)$ for $i = 1, \dots, 2 \max_s(L_s) - 1$ into a further used table.

B. Calculation of tANS mean bits/symbol

Assuming i.i.d. (p_s) source, Fig. 4 perspective allows to write optimization of symbol spread in form:

$$\min_{\Pi} \left\{ \left\| \Pi B S \rho \right\|_1 : \Pi S \rho = \rho, \rho > 0, \sum_x \rho_x = 1 \right\} \frac{\text{bits}}{\text{symbol}} \quad (9)$$

where S is the initial stochastic matrix made of $p_s v^i$ rows for $i = L_s \dots 2L_s - 1$ (in order) and all symbols s . Symbol spread is defined by Π - permutation matrix maintaining this $i = L_s \dots 2L_s - 1$ order for each symbol (cannot change order inside positions corresponding to one symbol). B is diagonal matrix with numbers of bits (`bits` in Fig. 4) in the same order as in S : $\lg(L) - \lfloor \lg(i) \rfloor$ bits for all these $i = L_s \dots 2L_s - 1$. The $\Pi S \rho = \rho$ condition (or equivalently $(\Pi S - I)\rho = 0$) is to make ρ the stationary probability distribution of used states.

The discussed tuned symbol spread can be seen as assuming $\rho_x^0 = \lg(e)/x$ for $x = L, \dots, 2L - 1$ approximated stationary probability distribution of states, and sorting $S\rho^0$ coordinates ($\approx p_s \lg(1 + 1/i)$) in decreasing order to get permutation Π . We could iterate this process, what might lead to a bit better "iterated tuned symbol spread": find ρ^1 stationary distribution for tuned spread, then get new Π by sorting $S\rho^1$, and use such symbol spread or perform further iterations.

Generally finding the optimal symbol spread seems to require exponential cost, but such iterative tuning, or maybe just searching permutations of neighboring symbols, could lead to some improvements - practical especially for optimizations of tANS automata for fixed distributions.

The above view was used here to calculate bits/symbol with below source - first prepare number of bits `nbt` and rows `vi` to quickly build the stochastic matrix `sm` of jumps over states of automaton (using real probabilities, not the encoded ones), obtaining permutation from symbol spread (`is`). We can calculate its stationary probability distribution as kernel $((\Pi S - I)\rho = 0)$, then $\|\Pi B S \rho\|_1$ gives mean used bits/symbol:

```
(* prepare vi and nbt tables *)
prepL := (fr = 0; len = L;      (*[fr+1,fr+len] range*)
nbt = Table[Log[2, L], {i, 2 L - 1}]; sub = 0;
vi = Table[cur = Table[0., L];
Do[cur[[i]] = 1., {i, fr + 1, fr + len}]; fr += len;
nbt[[i]] -= sub; If[fr == L, fr = 0; len /= 2; sub++];
cur, {i, 2 L - 1}];)
(*calculate mean bits/symbol, rd - real distribution*)
entrsprad := (cL=Ls; is = Table[cL[[i]]++, {i, spread});
sm = rd[[spread]]*vi[[is]]; (* stochastic matrix *)
rho = NullSpace[sm - IdentityMatrix[L]][[1]];
rho /= Total[rho];          (* stationary distr.*)
Total[(nbt[[is]]*sm).rho)  (* mean bits/symbol *)
```

IV. CONCLUSIONS AND FURTHER WORK

There was presented PVQ-based practical quantization and encoding for probability distributions especially for tANS, also the best practical known to the author symbol spread for this variant.

This is initial version of article, further work is planned, for example:

- In practice there is rather a nonuniform probability distribution on the simplex of distributions S_D - various practical scenarios should be tested and optimized for, like separately for 3 different data types in Zstandard.
- Also we can use some adaptive approach e.g. encode difference from distribution in the previous frame e.g. using CDF (cumulative distribution function) evolution like: `CDF[s] += (mixCDF[s] - CDF[s])>>rate`, where `mixCDF` vector can be calculated from the previous frame or partially encoded, `rate` is fixed or encoded forgetting rate.
- The used deformation by coordinate-wise powers is simple, but might allow for better optimizations e.g. analogous to adaptive quantization in [10], what is planned for further investigation.
- Choice of offsets optimizations, handling of very low probabilities, might allow for further improvements.
- Combined optimization with further entropy coder like tANS might be worth considering, also fast and accurate optimization of symbol spread.

REFERENCES

- [1] J. Duda, "Asymmetric numeral systems," *arXiv preprint arXiv:0902.0271*, 2009.
- [2] —, "Asymmetric numeral systems: entropy coding combining speed of huffman coding with compression rate of arithmetic coding," *arXiv preprint arXiv:1311.2540*, 2013.
- [3] J. Duda, K. Tahboub, N. J. Gadgil, and E. J. Delp, "The use of asymmetric numeral systems as an accurate replacement for huffman coding," in *2015 Picture Coding Symposium (PCS)*. IEEE, 2015, pp. 65–69.
- [4] E. S. Schwartz and B. Kallick, "Generating a canonical prefix encoding," *Communications of the ACM*, vol. 7, no. 3, pp. 166–169, 1964.
- [5] J. Rissanen, "A universal prior for integers and estimation by minimum description length," *The Annals of statistics*, pp. 416–431, 1983.
- [6] T. Fischer, "A pyramid vector quantizer," *IEEE transactions on information theory*, vol. 32, no. 4, pp. 568–583, 1986.
- [7] J. Duda, "Improving pyramid vector quantizer with power projection," *arXiv preprint arXiv:1705.05285*, 2017.
- [8] Y. A. Reznik, "Quantization of discrete probability distributions," *arXiv preprint arXiv:1008.3597*, 2010.
- [9] J. Duda, "Asymmetric numeral systems toolkit," <https://github.com/JarekDuda/AsymmetricNumeralSystemsToolkit>, 2014.
- [10] —, "Improving distribution and flexible quantization for dct coefficients," *arXiv preprint arXiv:2007.12055*, 2020.
- [11] J. Rissanen and G. G. Langdon, "Arithmetic coding," *IBM Journal of research and development*, vol. 23, no. 2, pp. 149–162, 1979.