

# Model-based Safety and Security Co-analysis: a Survey ★

Christina Kolb<sup>1</sup> , Stefano M. Nicoletti<sup>1</sup> , Marijn Peppelman<sup>1</sup> , and  
Mariëlle Stoelinga<sup>1,2</sup> 

<sup>1</sup> Formal Methods and Tools, University of Twente, Enschede, the Netherlands  
`{c.kolb,s.m.nicoletti,m.peppelman,m.i.a.stoelinga}@utwente.nl`

<sup>2</sup> Department of Software Science, Radboud University, Nijmegen, the Netherlands

**Abstract** We survey the state-of-the-art on model-based formalisms for safety and security analysis, where safety refers to the absence of unintended failures, and security absence of malicious attacks. We consider ten model-based formalisms, comparing their modeling principles, the interaction between safety and security, and analysis methods. In each formalism, we model the classical Locked Door Example where possible. Our key finding is that the exact nature of safety-security interaction is still ill-understood. Existing formalisms merge previous safety and security formalisms, without introducing specific constructs to model safety-security interactions, or metrics to analyze trade offs.

**Keywords:** safety, security, model-based, Fault Trees, Attack Trees, BDMP, Bow Ties, SysML, STAMP, Bayesian Networks, AADL

## 1 Introduction

New technology comes with new risks: drones may drop on to people, self-driving cars may get hacked, medical implants may leak in people’s body. Such risks concern both accidental failures (safety) and malicious attacks (security). Safety and security are heavily intertwined. Measures that increase safety often decrease security and vice versa: the Internet-of-Things offers ample opportunities to monitor the safety of a power plant, but their many access points are notorious for enabling hackers to enter the system. Passwords secure patients’ medical data, but are a hindrance during emergencies. It is therefore widely acknowledged, also by international risk standards [22, 24], that safety and security must be analyzed in combination [5, 35]. To cater for this need, various risk frameworks have been developed for safety-security co-analysis. *Process-oriented* frameworks consider the steps needed for performing safety-security risk analysis [23, 20]. Various formalisms specifically support the *risk assessment phase* within this process, i.e., the identification, analysis and evaluation of safety-security risks. Text-based methods include FMVEA [42], CHASSIS [41] and SAHARA [34]. Our focus is on *model-based* risk assessment. These formalisms provide a detailed insight in

---

★ This work was partially funded by ERC Consolidator Grant 864075 (*CAESAR*).

different failure and attack modes, mechanisms and their root causes. Understanding these is crucial for effective decision making. Model-based formalisms allow one to compute various dependability metrics. Such metrics quantify key performance indicators, like the availability and mean time to attack/failure.

**Problem statement.** With various formalisms being proposed for the relevant purpose of safety-security co-analysis, it becomes natural to compare these, and assess their merits. Several questions emerge: (Q1) How these formalisms compare? (Q2) Which modeling constructs exist to model the interactions between safety and security? (Q3) Which analyses do these formalisms enable? (Q4) How do these formalisms compare on industrial case studies and (Q5) What would be desirable extensions?

Our literature search followed well-established methodological principles [9], focusing on peer-reviewed publications published until 2020. We queried Scopus, Microsoft Academic and Google Scholar, using the keywords "safety", "security", "dependency" and "model-based". We further explored relevant results through backward and forward search, as well as safety-security surveys [31, 36, 12].

**Our approach.** We survey the state-of-the-art on model-based formalisms for safety-security co-analysis. We compare to what extent the formalisms are able to capture the four safety-security interactions identified by Kriaa et al. [31]: *Conditional dependency*, where security requirements necessitates safety requirements, or vice-versa; *Mutual reinforcement*, where safety requirements or measures increase security, or vice-versa; *Antagonism*, where safety and security requirements or measures conflict with each other; and *Independence*, no interaction. We model in each formalism the Locked Door Example from [45, 30]. This is a classical example of safety-security antagonism: if locked, a door is unsafe in case of a fire; if unlocked, it is insecure in case of a burglary. While being a toy example, similar principles appear in, e.g., fire exits in buildings and emergency stops in factories. We present conclusions and directions for future research.

Formalism	Ref.	Year	#Citations
Fault Tree/Attack Tree Integration (FT/AT)	[17]	2009	170
Component Fault Trees (CFTs)	[44]	2013	52
Attack-Fault Trees (AFTs)	[32]	2017	52
State/Event Fault Trees (SEFTs)	[38]	2013	25
Boolean Driven Markov Processes (BDMPs)	[30]	2014	36
Attack Tree Bow-ties (ATBTs)	[6]	2017	9
STAMP	[19]	2017	120
SysML	[37]	2011	72
Architectural Analysis and Design Language (AADL)	[13]	2020	0
Bayesian Networks (BNs)	[29]	2015	46

Table 1: Overview of safety-security formalisms. Citations from Google Scholar, April 2021.

**Related work.** A few papers have surveyed safety and security combinations: paper [31] compares non-model-based and model-based approaches, the latter being graphical or non-graphical. Survey [12] compares seven frameworks with respect to model creation, origin, stages of the risk assessment, and use cases. Our comparison is more technical than [12]. Finally, [36] summarizes practices from safety and security modeling separately. A joint model is proposed, combining the goal structuring notation GSL with Attack-Defense Trees.

Formalism	Dependencies				Modelling	Analysis		Application	Tool
	A	CD	MR	I		QL	QT		
FT/AT	*	→			x	ATs refine FT leaves	x x	Chemical plant	
CFTs	*	x	x	x	x	Merge ATs + FTs	x x	Cruise control	
AFTs	x	x	x	x	x	Merge dynamic ATs + FTs	x x	Pipeline, lock door	UPPAAL
SEFTs	x	→	x	x	x	FTs + Petri nets	x x	Tyre pressure, lock door	ESSaRel
BDMPs	x	x	x	x	x	Triggers, Petri nets	x x	Pipeline, lock door	KB3, Figaro
ATBTs	*	→			x	Bowties + FT/AT	x x	Pipeline, Stuxnet	
STAMP					x	Process controller	x	Synchronous-islanding	
SysML						System components	x	Embedded systems	TTool
AADL					x	System components + ports	x	Lock door	Cheddar, Marzhin
BNs	x	x	x	x	x	Conditional prob.	x x	Pipeline	MSBNx

Table 2: Comparison of safety-security formalisms. A= Antagonism, CD= Conditional Dependency, MR=Mutual reinforcement, I=Independence. \* = capable when NOT-gate is supported. → = capable but only directional from security to safety.

**Organization.** Section 2 presents our findings. Section 3 introduces Fault Trees and Attack Trees. Section 4 presents our definitions for dependencies. Section 5, 6 and 7 compare the various formalisms and Section 8 concludes the paper.

## 2 Findings

Our survey revealed several noteworthy findings, summarized in Tables 1 and 2.

**Finding #1: The majority of approaches combine Fault Trees and Attack Trees.** This is no surprise, since Fault Trees (FTs) and Attack Trees (ATs) are similar in nature, modeling respectively how failures and attacks propagate through a system. Several of these formalisms mix plain FTs and ATs. We group them into Class 1: Fault Tree/Attack Trees (FT/ATs) [17], Component Fault Trees (CFTs) [44], Attack-Fault Trees (AFTs) [32]. Others, grouped in Class 2, deploy additional constructs: State/Event Fault Trees (SEFTs) [38] use Petri nets, Boolean driven Markov processes (BDMPs) [30] use Petri nets and triggers, Attack Tree Bow Ties (ATBTs) [6] extend bowties. A third class safety-security frameworks concerns security extensions of architectural languages: STAMP [19], SysML [37] and AADL [13]. We also place Bayesian networks [29] in this class.

**Finding #2: No novel modeling constructs are introduced.** None of the formalisms for safety and security integration that we found introduces novel modeling constructs to capture safety-security interactions. Instead, they merge existing safety and security formalisms without adding new operators. Thus, one can represent safety and security features in one model, but one may wonder to what extent the interaction can be expressed appropriately.

**Finding #3: Safety-security interactions are still ill-understood.** While the paper [31] coins the four dependency types, definitions can be improved. In particular, we propose rigorous definitions that focus on requirements and events, to then specify these for tree-based formalisms in Section 4.

**Finding #4: No novel metrics were proposed.** No novel metrics were introduced to quantify safety-security interactions. Again, classical metrics were studied, such as the mean time to failure and attacker success probabilities. Furthermore, trade offs between safety and security, e.g., through Pareto analysis, were not studied either, even though trade offs are natural to analyze and does not necessitate novel analysis methods.

**Finding #5: No large case studies were carried out.** This question on whether or not additional constructs are needed becomes more pressing, since no large case studies were carried out. In general, analyzed papers present relatively small examples for illustrative purposes. A notable exception is the medium-size, but realistic, pipeline case study in [30] and [32]. This is remarkable, because for safety and security separately, such large case studies do exist [13].

**Conclusion.** In conclusion, the true interaction between safety and security is still ill-understood, and ill catered for. Thus, future work should focus on a fundamental understanding between safety and security, so that dedicated modeling constructs and metrics can be proposed. We suggest starting from a realistic case study, and synthesizing the needs for usable safety-security frameworks that fit the future needs in this important area.

### 3 Attack Trees and Fault Trees

FTs and ATs are similar in nature. Section 5 compares plain combinations of FTs and ATs, while Section 6 surveys FTs and ATs extensions with additional features. We first introduce FTs and ATs themselves.

**Modeling.** FTs and ATs model how low level failures (resp. attacks) propagate through the system and lead to system level failures (resp. attacks). FTs have been developed in the early '60s [16]. Due to their popularity, ATs were developed in the '90 as their security counterparts [43]. FTs (resp. ATs) start with a Top Level Event (TLE), modeling a system level failure (attack), which is then refined through Boolean gates: the AND-gate indicates that all children must fail (be attacked) in order for the gate to fail (be attacked). For the OR-gate to fail (be attacked), at least one of its children need to fail (be attacked). When refining is no longer needed, one arrives at leaves of the tree: The Basic Events (BEs) in FTs model atomic failures; the Basic Attack Step (BAS) in ATs model atomic attack steps. Non-leaves nodes, such as *Locked in during fire* and *Attacker walks through door*, are called *intermediate events*, denoted by rectangles. Despite their name, FTs and ATs are Directed Acyclic Graphs (DAGs), rather than trees, since subtrees can have multiple parent gates. The FT in Figure 1 models that integrity is compromised if one is either locked in during a fire or the door lock fails to close. This is modeled via the top OR-gate. One is locked in during a fire if there is a fire and the door is locked. This is modeled via the AND-gate connecting the BEs *Fire* and *Locked*.

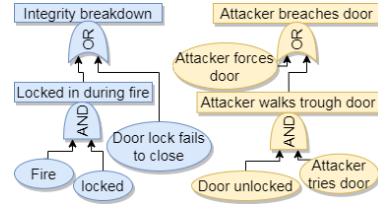


Figure 1: Fault Tree and Attack Tree

**Analysis.** FT and AT enable numerous analysis methods [28]: *qualitative analyses* include Minimal Cut Sets (MCSs), indicating which combinations of BEs or BASs lead to the TLE. The set {Fire, Locked} is a cut set in Figure 1. Quantitative analyses compute *dependability metrics*, such as the system reliability, attack probabilities and costs. For example, by equipping the BEs and BASs

with probabilities, one can compute the likelihood of a system level failure or attack to occur. Both FTs and ATs are part of international standards [21] and have been used to analyse numerous case studies [46, 18, 11]. FTs and ATs also feature some differences: FTs often focus on probabilities, whereas ATs consider several other attributes, like cost, effort and required skills. Further, FTs have been extended with repairs [40], and dynamic gates [25, 15]; ATs with defenses, and sequential AND (SAND) gates [27, 18].

## 4 Dependencies in ATs and FTs Combinations/Extensions

This section proposes formal definitions of the four dependency types from [31] in the specific context of FTs and ATs. While [31] coins these dependencies, it does not give very precise definitions. The paper focuses on dependencies between requirements and/or measures, as do most examples (e.g., firewalls increases security, but decrease safety). We refine these definitions by focusing on events in the formalisms combining FTs and ATs. Note that these events correspond to requirements: the TLE provides the main disruption to be avoided; other events refine the TLE into subrequirements to be prevented. As such, these events and their interactions are the inverse of the logical interactions between the requirements. For each dependency type, we investigate to what extent these are expressible in the various FT and AT formalisms. These dependencies are to a large extent generic, independent of the safety-security context. When fit, we specialize to the safety-security interdependencies.

**Antagonism.** Two undesirable events  $A, B$  are antagonistic, or conflicting, if there is no situation in which neither event has occurred. In tree-based formalisms, let  $A$  and  $B$  have a shared security/safety event  $C$  as a child and let it be connected to either  $A$  or  $B$  exclusively through a NOT-gate. We then say that  $A$  and  $B$  are antagonistic with respect to  $C$ . The events *Locked in during fire* and *Attacker walks through door* in Figure 2b are antagonistic with respect to *Door unlocked*. As such, expressing antagonism requires a form of negation. CFTs use NOT-gate to express negation. AFTs do so by tweaking (in a somewhat artificial way) the parameters of IFAIL. SEFTs and BDMPs express antagonism through a state-based model, where a system can be in only one state, e.g., door open or door closed. Like standard FTs and ATs, the FT/ATs and ATBTs models cannot model antagonism. However, a NOT-gate could easily be added.

**Conditional dependency.** If the requirement corresponding to event  $B$  is conditionally dependant on a requirement corresponding to event  $A$ , then event  $B$  can not occur only if event  $A$  has not occurred. In tree-based formalisms, this means that there exists a path from  $A$  to  $B$  where all intermediate events are equipped with OR-gates. Thus, if we make  $B$  the TLE, and  $A$  a leaf, each set containing  $A$  must be a cut set for  $B$ . In Figure 2b, *Attacker forces door* is a condition for *Integrity breakdown*. All tree-based safety-security formalisms can express conditional dependencies between events. Since FT/ATs and ATBTs refine the leaves of a FT by an AT, they contain only paths from security to safety events. Thus, safety requirements can depend on security, but not the other way

around. That also holds for SEFTs, since attack steps cannot depend on system's components that capture safety events. Further, the Functional Dependency (FDEP) gate in AFTs allows the modelling of conditional dependencies, where  $B$  occurs as soon as  $A$  does.

**Mutual reinforcement.** Event  $A$  reinforces event  $B$  if the harmful consequences of  $B$  are less likely to happen due to event  $A$ . In tree-based formalisms, an event  $A$  reinforces an event  $B$ , if every time  $B$  appears in a cutset  $A$  does as well.  $A$  and  $B$  mutually reinforce if the reverse also holds. This occurs due to AND-gates, where both  $A$  and  $B$  would be exclusively connected to the same AND-gate, either directly or through other (S)AND-gates. No connection through OR-gates and no parents that are not a child of the AND-gate are allowed. This is possible in formalisms like CFTs, AFTs, SEFTs and BDMPs. FT/ATs and ATBTs do not allow that since the a regular FT with an AT, connected through an OR-gate.

**Independence.** Two events  $A$  and  $B$  are statistically independent if  $P[A \& B] = P[A] \cdot P[B]$ . By assumption, all leaves in FTs and ATs are statistically independent. Events that are (mutually) reinforcing can also satisfy this statistical independence requirement. Thus, in tree-based formalisms the absence of (mutual) reinforcement is also required to capture Independence as intended. All tree-based formalisms from Sections 3 to 6 can express independence.

**Observations.** Since these formalisms combine FTs and ATs rather than developing new formalisms, it is difficult to support safety-security trade offs. No novel metrics were introduced either. It is of interest to extend trees by using two roots, for safety and security goals. These formalisms can be extended with NOT-gates. To assess their modelling capabilities, larger case studies are needed.

## 5 Formalisms combining Fault Trees and Attack Trees

This section surveys three combinations of FTs and ATs: *Fault Tree/Attack Tree* refines a FT's BEs with ATs; *Component Fault Trees* merges FTs and ATs, while *Attack-Fault Trees* merge dynamic FTs and dynamic ATs. Our figures use blue for events related to safety, yellow for security, and green for their combination.

### 5.1 Fault Tree-Attack Tree Integration

**Modeling.** FT/ATs [17] are based on the assumption that attackers try to force a system failure, expressed by the TLE of a FT, to occur. To do so, FT/ATs investigate how the BEs of an FT can be evoked by an attacker, refining these by ATs with the BE as goal. Figure 2a refines basic event *Door lock fails* in Figure 1, by making this glsbe the goal of the AT depicted in yellow. There is no clear method for modeling dependencies of components in the AT on parts of the FT, so mutual reinforcement can not be modeled due to a lack of bidirectionality. Conditional dependency and antagonism can be modeled as per Section 4.

**Analysis.** The paper [17] computes the probability for the TLE to occur, given probabilities for the BEs and the BASs.

**Observations.** Exploiting safety faults is a common method for hackers to enter a system, e.g.: triggering a fire alarm to disengage a fire safety lock. Thus, it seems reasonable to consider the leaves of a FT as vulnerabilities, refining them as ATs. The fault tree’s TLE then becomes the target for hackers. This can be reasonable e.g., shutting down a factory for ransomware. However, attackers are often exploit safety faults to achieve other goals, such as stealing digital assets. In that case, the forcing of BEs is only a starting point. Subsequent attack steps could be modeled in an AT; this could be a natural extension for FT/ATs. Paper [17] abstractly models a chemical plant as a case study

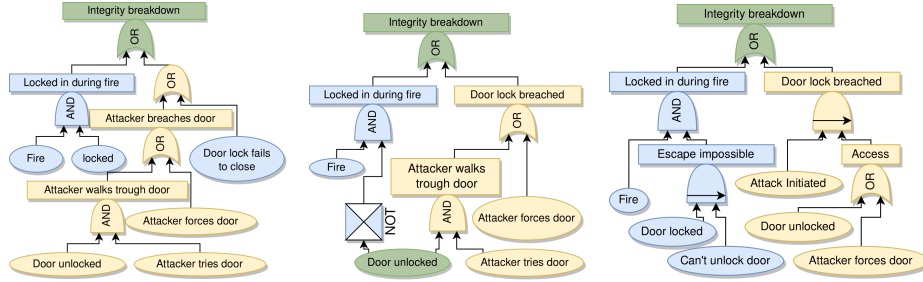


Figure 2: Lock door example as (a) FT/AT, (b) component fault tree and (c) attack-fault tree.

## 5.2 Component Fault Trees

**Modeling.** CFTs equip FTs with a modular structure [26], so that a large FT can be modeled and analyzed in terms of smaller components. The paper [44] extends CFTs with security aspects by introducing a new BEs type for security breaches, which are essentially BASs. CFTs make no distinction between BEs and BASs. This is exemplified in Figure 2b, where attacks and failures are freely merged. As per Section 4, CFTs model mutual reinforcement, conditional and antagonistic dependencies.

**Analysis.** The CFTs from [44] enable the same analysis methods as FTs. The authors remark that, if a BAS only occurs in MCSs with multiple, low probability and independent BEs, then this attack is very unlikely to ever cause a disruption, as it requires multiple other unlikely events to occur. However, one may remark that the same holds for any event.

**Observations.** Not distinguishing between safety and security has the advantage that all existing tools remain applicable. Moreover, one may ask if it really matters whether a disruption is due to a failure or an attack. A disadvantage of merging failures and attacks, however, is that no interactions or trade offs between safety and security can be studied. Paper [44] models an Adaptive Cruise Control system as a case study.

## 5.3 Attack-Fault Trees

**Modeling.** AFTs [32] treat attacks and failure in the same way of CFTs. However, AFTs merge *dynamic* ATs and *dynamic* FTs. These provide additional



gates to model dynamic behaviour: dynamic ATs include the sequential AND-gate (SAND), modelling attacks as sequence of steps [4]. Dynamic FTs include gates for modeling spare components (SPARE), functional dependencies (FDEP) and priority ANDs (PAND). The AFTs leaves can be BEs, BASs and instant failures (IFAIL). Further, attacker profiles quantify the attacker’s capabilities, such as available resources, skills and damage. These appear as attributes on the BASs. Figure 2c presents the Locked Door Example as a AFTs. The various SAND-gates indicate the order of events. E.g., for the *Door lock breached* event to happen, first *Attack initiated* must happen, and then the *Access* event as well. In [32], the status of the door is modelled by two IFAIL leaves, *Door locked* and *Door unlocked*: if the door is locked, then the probability of it being unlocked is 0. Dependencies can thus be modeled as described in Section 4.

**Analysis.** AFTs are analysed by translating the AFTs to a network of stochastic timed automata, analyzed via statistical model checking. Using the attribute values in the attacker profiles, several metrics can be computed, such as the time, cost and likelihood of the attacks. Pareto frontiers elucidate trade offs between attributes, e.g., the likelihood of an attack within a given budget.

**Observations.** AFTs share the two disadvantages common to all FT approaches in that there is no distinction between safety or security failures once the TLE occurs, and the methods of modeling interactions may not clearly highlight the antagonistic dependencies. The attacker profiles in AFTs support a wide range of quantifiable parameters, enabling versatile analysis and trade offs. Remarkably, AFTs are used to model the medium-sized case study of an oil pipeline, in addition to modelling the Locked Door Example.

## 6 Formalisms extending Fault Trees and/or Attack Trees

This section surveys combinations of FTs and ATs with additional features: *State/Event Fault Trees* join a fault tree-like model with Petri nets, *Boolean Driven Markov Processes* extend FTs and ATs with Petri nets and triggers and *Attack Tree Bow-ties* combine Event Trees with an FT/AT-like model.

### 6.1 State/Event Fault Trees

**Modeling.** State/Event Fault Trees (SEFTs) [38] join FTs and Petri nets<sup>†</sup>, expressing that certain failures can only happen in certain states. Whereas the leaves in ATs and FTs model atomic events, SEFTs deploy Petri nets to accommodate state changes inside basic events. In Figure 3, the *Door* component can move between the states *Unlocked* and *Locked*. These state changes are triggered by events, depicted as black rectangles, that can be exponentially distributed, deterministic, or triggered by other events. Both states and events can be communicated via the gates of the tree, via in and out ports. In this way, Figure 3 expresses that a fire casualty can only happen if the door is locked. Figure 3

<sup>†</sup>[38] says state charts instead of Petri nets, but we did not see any state chart constructs, like hierarchical composition.



models antagonism: the door should be unlocked to escape from *Fire* but locked to prevent failure of the AND-gate *Enter unlocked door*. Following [38], we would model each subsequent attack step in the attacker component: first, the attacker tries to enter the door and, if it is not open, he/she tries to force it (the *Force door* step). However, to better represent antagonism wrt. the *Door* component, we decided to model the *Attacker tries door* step by embedding an AND-gate in the *House* component. Besides antagonism, SEFTs support conditional dependency and mutual reinforcement, as per Section 4.

**Analysis.** SEFT support the same dependability metrics as attack-fault tree combinations. The tool ESSaReL translates SEFTs to extended deterministic stochastic Petri nets, which can be further analyzed by the TimeNet tool, e.g., for steady state analysis.

**Observations.** The authors of [38] model the small-sized example of a Tyre Pressure Monitoring System. Even though not mentioned explicitly in [38], it appears that Petri nets in the SEFT leaves must be disjoint between components. E.g., it is not possible to use the *Unlocked* state of the *Door* component as a direct input for an attack step. Allowing this could increase the expressivity of SEFTs.

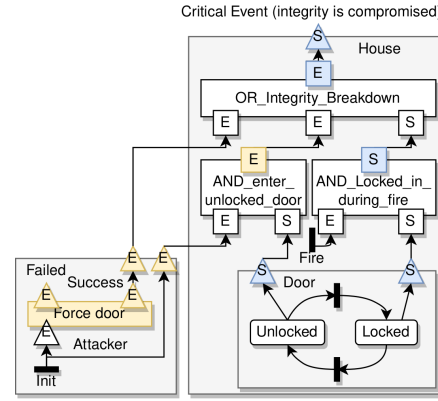


Figure 3: State-event fault trees.

## 6.2 Boolean Driven Markov Processes

**Modeling.** Boolean Driven Markov Processes [8] extend FTs by equipping each leave with a Markov process (MP), representing the different modes a component can be in. Various templates provide standard MPs to model standard failure behavior. For example, the *failure in operation* MP contains two modes, *operational* and *failed*. One transitions from *operational* to *failed* with an exponential failure rate  $\lambda$ , and back to operational with a repair rate  $\mu$ . The IFAIL MP models instantaneous failures. Moreover, users can define their MPs as a stochastic Petri net [30], similarly to SEFTs. In [7], BDMPs are extended with security aspects by providing additional Markov processes for attacker steps. For example, the *Attacker Action* MP (AA) contains three modes: in *Idle* the attacker has not yet initiated the attack. The *Active* mode corresponds to actual attempt, requiring an exponentially distributed time to succeed, and leading to the *success* mode. Further, *triggers*, represented by dotted red arrows, allow one MP to trigger a mode change in another MP. Figure 4 shows the Locked Door Example from [30]. The triggers pointing from *Attack initiated* to the OR-gate means that the OR-gate is not activated until *Attack initiated* happens. The use of Petri nets and the presence of intermediate events allow BDMPs to model all dependencies between safety and security, as detailed in Section 4.

**Analysis.** BDMPs allows both quantitative and qualitative analysis. The authors of [7] build BDMPs with the KB3 modeling software platform. The computation of the overall mean time to success (MTTS), the probability of success, and the list of possible attack success sequences is possible.

**Observations.** BDMPs are the only formalism, compared to the others of this work, that handles a medium size case study [10]. Furthermore, the authors discuss dependencies corresponding to those mentioned in the introduction. Because our definitions are more detailed, those do not coincide with our dependencies.

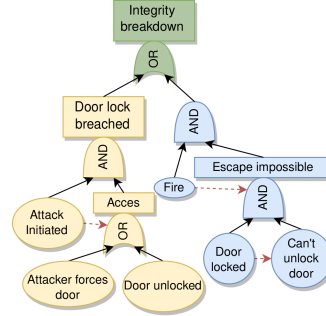


Figure 4: BDMP. Dashed lines in red denote triggers.

### 6.3 Attack Tree Bow-ties

**Modeling.** Attack Tree Bow-ties (ATBTs) [1] combine Bow-ties with ATs. Bow-ties [14] themselves combine FT and Event Trees (ETs): the left part of a Bow-tie is a FT modeling the causes of a hazardous event, which is in the middle of the Bow-tie. The

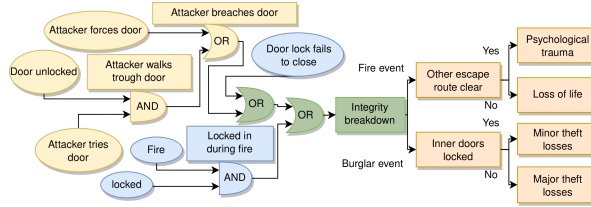


Figure 5: Attack tree bowties.

ET on the right models its consequences. Barriers, i.e., a measure  $M$  preventing some failure  $F$  from happening, are modeled as  $\text{AND}(F, M)$ , so that the failure  $F$  only propagates if the barrier  $M$  fails. Now, ATBTs extend regular Bow-ties by attaching ATs to the basic events of a FT, just as in FT/ATs. Thus, in ATBTs, the left part of the Bow-tie is an FT/AT, rather than an FT.

Figure 5 models the Locked Door Example via ATBTs. The leftmost part is equivalent to the FT/AT from Figure 2a. The ET on the right details the consequences in several cases: if the failure was a fire or a burglary, if alternate escape routes were available or inner doors were locked. Dependencies in ATBTs are the same as in FT/ATs, as further explained in Section 4.

**Analysis.** Just like for regular Bow-ties, [1] identifies vulnerabilities via MCSs. By assigning likelihood level to all BEs and BASs, two likelihood levels are assigned to these cut sets: one for safety and one for security. Thus, trade offs can be made.

**Observations.** Since the left, causal part of ATBTs is similar to FT/ATs, similar observations apply. Further it would be natural to study trade offs between safety and security by equipping ATBTs with two hazardous events, one for safety and one for security. Moreover, ATBTs are one of the few formalisms that consider safety-security trade offs. In [1] the authors create a small case study of a risk scenario in a chemical facility.

## 7 Architectural formalisms and Bayesian Networks

Formalisms not based on trees are STAMP, SysML and AADL — which are all based on the system architecture — and Bayesian networks.

### 7.1 STAMP

**Modeling.** The System-Theoretic Accident Model and Processes (STAMP) is rooted in the observation that system risks do not come from component failures, but from inadequate control or enforcement of safety-related constraints. "In STAMP, systems are viewed as interrelated components that are kept in a state of dynamic equilibrium by feedback loops of information and control"[33]. Each component enforces the safety and security constraints in the processes it controls, using control actions and feedback messages. Inability to enforce these constraints results in failures in safety or security. System Theoretic Process Analysis (STPA) and its extension STPA-safesec [19] systematically identify the consequences of incorrect control actions and feedback, e.g., when these happen too early, in the wrong order, or were maliciously inserted. Figure 6 shows the *Person*, who can lock and unlock the door. *Locking mechanism* is controlled by *Person*, and controls if the *Door* can open. A safety constraint is that *Person* must be able to unlock a door in case of fire; a security constraint is an unauthorised person must not be able to gain access. A *violation* is, e.g., the scenario where the person locks the locking mechanism while the door is open, forcing the door to stay open and granting unauthorised access. STPA-safesec can discover these risks in a structured manner, however this is a manual process requiring domain knowledge and cannot be automated. STAMP is not geared towards expressing dependencies. However, STPA-safesec analysis may reveal safety-security conflicts.

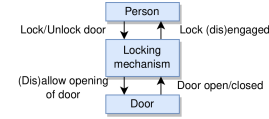


Figure 6: STAMP.

**Analysis.** STPA is used to identify potential hazards and undesired behaviours: e.g., the violation previously described.

**Observations.** STAMP models control flows of the system and further analysis identify safety and security hazards in that control flow. Domain experts are required to properly identify issues. STAMP provides a structured way of reasoning based on a high level description of the system that should ensure the identification of safety and security requirements. STAMP can identify safety and security issues in a system, it is not for documenting those interactions. It is suited to help with the syntheses of a model describing safety and security interactions. Paper [19] uses the system connecting synchronous-islanded operating microgrids, microgrids that locally generate power separately from the main power grid, to the main grid as a case study.

## 7.2 SysML

**Modeling.** The Systems Modeling Language (SysML) is a general-purpose modeling framework for systems engineering, and extends the Unified Modeling Language (UML). SysML-sec[39] extends SysML to express safety and security requirements. Its functional model describes the communication channels between processes, detailing the encryption methods and their complexity overhead cost. SysML-sec also includes a system mapping model. SysML-sec enables both safety and security properties to be expressed and verified via separate model checkers. E.g., checking if confidential communications can be intercepted by compromising the bus. The interaction between safety and security properties is not modeled. Since SysML-sec is geared to embedded software, we replaced the Locked Door Example with a digital keypad lock. Figure 7 shows the mapping model. Within the keypad, the CPU is connected to the main memory and an Input-Output Bus. Connected to this bus is the physical button pad and a Digital Analog Converter that engages and disengages the lock. Figure 8 details the process of (dis)engaging the lock. The correct codes are stored in an encrypted format, and an input code is received unencrypted. Both codes are collected, and the input code is checked against the stored key, either by decrypting the stored key or encrypting the input key. On a match, a command is sent to (un)lock the door.

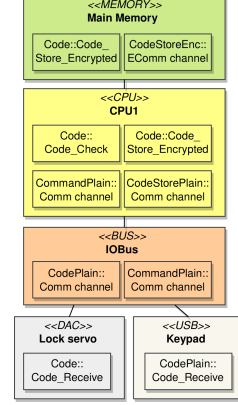


Figure 7: SysML mapping

**Analysis.** The TTool [37] can encode ATs and FTs in a SysML parametric model. It then uses UPPAAL to test for reachability of the TLE. Counter

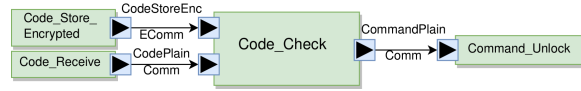


Figure 8: SysML function diagram for digital door

measures can be annotated to the ATs and FTs models, and individual attack vectors/BEs switched on or off. UPPAAL will then indicate if preventing the chosen subset of attack vectors/BEs is sufficient to prevent the TLE. No method for capturing the ATs and FTs is included. TTool can also verify security requirements with ProVerif [2]. Requirements can be tagged as e.g. *Confidentiality*, *Non Repudiation*, *Data Origin Authenticity* [3]. For example, a confidentiality requirement on all communications can be created, and comm channels from the functional model linked to these requirements. An unsecured bus does not satisfy the confidentiality requirement, and with no other mitigation e.g., encrypted messaging, ProVerif will find a state where the confidentiality requirement of the comm channel is violated, and return a trace showing how this state was reached. Safety and security are modeled and analyzed separately. Thus, violation of safety and security requirements can be observed, as well as attempts at mitigation violating other requirements, but no direct interactions.

**Observations.** SysML is not suitable for generally visualising the interactions between safety and security in arbitrary systems, but for designing complex embedded systems with safety and security requirements. Paper [37] uses Key Masters Keying Protocol, which aims to securely distribute a randomly generated key among a group of in-car Electronic Control Units, as a case study.

### 7.3 The Architectural Analysis and Design Language AADL

**Modeling.** AADL models the software and hardware architecture of embedded, real-time systems. It consists of a core language and several annexes: the core describes the multi-threaded, distributed software architecture, and the annexes describe real-time behaviour, and error modelling. To detect software failures (safety), the AADL standard contains the EMV2 language. Safety and security are added in one AADL model in [13]. Safety analysis computes the mean time between failures (MTBF) of the system. For security, the goal is to avoid unauthorized access to sensitive data. Data is accessed through AADL ports of subprograms. So it is important to verify that the indirect data access points are secure enough. A dedicated property set is used to associate a security level, which is an integer value, to AADL data. Figure 9 models the Locked Door Example with AADL: this is uncommon for AADL because it is often used for the interaction between software and hardware components. Here we consider a *Person*, a *Locking mechanism*, and *Door access* as components. They are linked through ports. AADL does not model any kind of dependencies: safety and security are considered separately, although they share the same AADL model to perform the analysis.

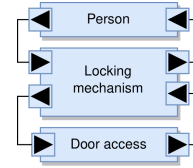


Figure 9: AADL.

**Analysis.** For safety, the MTBFs of the system is calculated via the AADL Error model statements which are in various components descriptions. They are compiled together to generate a FT. For security, the goal is to avoid unauthorized access to sensitive data via the Stood for AADL tool.

**Observations.** An AADL model is scalable and appropriate for version and configuration management, because it can be fully described by its textual representation. FTs can be analyzed after transforming AADL to another tool which makes AADL an excellent application for FTs. Interesting for future work could be to integrate also ATs with AADL. There is a small case study in [13] on the locked door created by the authors.

### 7.4 Bayesian Networks

**Modeling.** A Bayesian Network (BN) is a probabilistic graphical model that represent probabilistic dependencies between several variables via a directed acyclic graph. Each node  $A$  represents a variable, and an edge from  $A$  to  $B$  indicates that  $A$  stochastically depends on  $B$ . A conditional probability table yields the conditional probabilities  $P[A|B]$ . If the probabilities of the leaves in the BN are known, the probabilities of the root nodes can be calculated. In [29], BNs are proposed to model safety and security dependencies. The two root

nodes represent system safety and security. Figure 10 expresses that *Door locked* is a common factor for safety and security. BNs model conditional dependency, mutual reinforcement, and antagonism.

**Analysis.** Qualitative analysis can be done in the form of conditional independence analysis (analyzing which nodes influence other nodes and how). BNs enable quantitative analysis to calculate reliability metrics such as mean time to failure.

**Observations.** Fault trees and attack trees can be seen as special cases of Bayesian networks, where the CPT tables encode the Boolean gates, e.g.,  $P[A = 0 | B = 1, C = 1] = 1, 0$  for other  $B$  and  $C$ , for an AND-gate  $A$  with children  $B$  and  $C$ . Thus, the BNs extend ATs and FTs with flexible dependencies, and separate TLEs for safety and security. However, the gates in ATs and FTs provide a clearer visualization of the gates, since in BNs these must be read from the probability tables. Paper [29] uses the pipeline example as a case study.

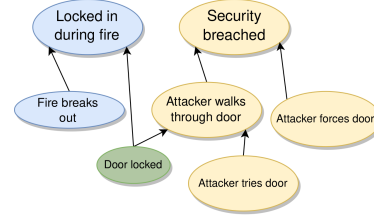


Figure 10: Bayesian networks.

## 8 Conclusion and Future Work

We surveyed 10 model-based formalisms that capture safety/security interdependencies. Out of these, only AFTs, BDMPs and BNs fully capture all four interactions: antagonism, mutual reinforcement, conditional dependency and independence. None of the formalisms present *specific constructs* for safety/security interdependencies: they are acquired from safety-only or security-only frameworks and joint afterwards, following different strategies. The same holds for *metrics*: none of those is specific for safety/security interactions. To the best of our knowledge, safety/security interactions are studied inside limited scenarios and large industrial case studies are still missing. More rigorous definitions of safety/security dependencies are needed, to account for: 1. *Directionality*. Are safety and security directional or bi-directional and from which direction do they flow? 2. *Intensity*. For a quantifiable co-analysis, intensity of these interaction has to be considered. 3. *Nature of the interaction*. For each of the possible interactions, from influence, to dependency or antagonism, accounting for the positive or negative impact of such an interaction is fundamental. Further extensions could be considered for every FT/AT-based formalism, i.e., using two roots to account for different safety and security TLEs, similarly to BNs. Analyzed formalisms join analysis methods and metrics from the fields of security and safety: this approach does not consider the possibility to develop metrics that are instead safety-security specific. The visualization of safety/security interdependencies should also be considered to ease readability of complex models.

## References

1. Abdo, H., Kaouk, M., Flaus, J.M., Masse, F.: A new approach that considers cyber security within industrial risk analysis using a cyber bow-tie analysis (2017)
2. Ameer-Boulifa, R., Lugou, F., Apvrille, L.: SysML model transformation for safety and security analysis. In: CSITS, pp. 35–49. Springer (2018)
3. Apvrille, L.: TTool: SysML-Sec Tutorial. Telecom Paris, Sophia-Antipolis, France (2020), at [https://ttool.telecom-paris.fr/docs/sysmlsec\\_documentation.pdf](https://ttool.telecom-paris.fr/docs/sysmlsec_documentation.pdf)
4. Arnold, F., Guck, D., Kumar, R., Stoelinga, M.: Sequential and parallel attack tree modelling. In: Koornneef, F., van Gulijk, C. (eds.) Proceedings SAFECOMP Workshops. LNCS, vol. 9338, pp. 291–299. Springer (2015)
5. Avizienis, A., Laprie, J.C., Randell, B., Landwehr, C.E.: Basic concepts and taxonomy of dependable and secure computing. TDSC, vol. 1, pp. 11–33 (2004)
6. Bernsmed, K., Frøystad, C., Meland, P.H., Nesheim, D.A., Rødseth, Ø.J.: Visualizing cyber security risks with bow-tie diagrams. In: GramSec. pp. 38–56 (2017)
7. Bouissou, M.: Automated dependability analysis of complex systems with the KB3 workbench: the experience of EDF R&D. CIEM (2005)
8. Bouissou, M., Bon, J.L.: A new formalism that combines advantages of fault-trees and markov models: Boolean logic driven markov processes. Reliab. Eng. Syst. Saf. **82**(2), 149–163 (2003)
9. Brocke, J., Simons, A., Niehaves, B., Riemer, K., Plattfaut, R., Cleven, A.: Reconstructing the giant: On the importance of rigour in documenting the literature search process. In: ECIS (2009)
10. Budde, C.E., D’Argenio, P.R., Monti, R.E.: Compositional construction of importance functions in fully automated importance splitting. In: VALUETOOLS. ICST (2016). <https://doi.org/10.4108/eai.25-10-2016.2266501>
11. Byres, E.J., Franz, M., Miller, D.: The use of attack trees in assessing vulnerabilities in SCADA systems. In: Int. infrastructure survivability workshop. pp. 3–10 (2004)
12. Chockalingam, S., Hadžiosmanović, D., Pieters, W., Teixeira, A., van Gelder, P.: Integrated safety and security risk assessment methods: A survey of key characteristics and applications. LNCS **10242**, 50–62 (2017)
13. Dissaux, P., Singhoff, F., Lemarchand, L., Tran, H., Atchadam, I.: Combined real-time, safety and security model analysis. In: ERTSS (2020)
14. D.S., N.: The cause/consequence diagram method as a basis for quantitative accident analysis. In: Tech. rep., Danish Atomic Energy Commission (1971)
15. Dugan, J.B., Bavuso, S.J., Boyd, M.A.: Dynamic fault-tree models for fault-tolerant computer systems. IEEE Transactions on Reliability **41**(3), 363–377 (1992)
16. Ericson, C.A.: Fault tree analysis. In: Sys. Safety Conf. vol. 1, pp. 1–9 (1999)
17. Fovino, I.N., Masera, M., De Cian, A.: Integrating cyber attacks within fault trees. Reliability Engineering & System Safety **94**(9), 1394–1402 (2009)
18. Fraile, M., Ford, M., Gadyatskaya, O., Kumar, R., Stoelinga, M., Trujillo-Rasua, R.: Using attack-defense trees to analyze threats and countermeasures in an ATM: A case study. In: IFIP. vol. 267. Springer (2016)
19. Friedberg, I., McLaughlin, K., Smith, P., Laverty, D., Sezer, S.: STPA-SafeSec: Safety and security analysis for cyber-physical systems. JISA **34**, 183–196 (2017)
20. IEC 31010:2019: Risk management. Risk assessment techniques. Report (2019)
21. International Electrotechnical Commission: IEC 61025: Fault tree analysis (FTA). IEC Standards Online (2006)
22. International Standardization Organization: Iso/dis 26262: Road vehicles, functional safety. Technical report (2009)
23. ISO 31000:2018: Risk management — Guidelines. Tech. report (2018)



24. ISO/IEC 25010:2011: Systems and software quality requirements and evaluation (SQuaRE). System and software quality models (2011)
25. Junges, S., Guck, D., Katoen, J., Stoelinga, M.: Uncovering dynamic fault trees. In: 2016 DSN. pp. 299–310 (2016)
26. Kaiser, B., Liggesmeyer, P., Mäkel, O.: A new component concept for fault trees. In: Proceedings of the 8th Australian workshop on Safety critical systems and software-Volume 33. pp. 37–46. Citeseer (2003)
27. Kordy, B., Mauw, S., Radomirović, S., Schweitzer, P.: Attack-defense trees. LOG-COM **24**(1), 55–87 (2012)
28. Kordy, B., Piètre-Cambacédès, L., Schweitzer, P.: DAG-based attack and defense modeling: Don’t miss the forest for the attack trees. Comput. Sci. Rev. **13–14**, 1–38 (2014)
29. Kornecki, A.J., Subramanian, N., Zalewski, J.: Studying interrelationships of safety and security for software assurance in cyber-physical systems: Approach based on bayesian belief networks. In: 2013 FEDCSIS. pp. 1393–1399. IEEE (2013)
30. Kriaa, S., Bouissou, M., Colin, F., Halgand, Y., Pietre-Cambacèdes, L.: Safety and security interactions modeling using the BDMP formalism: case study of a pipeline. In: SAFECOMP. pp. 326–341. Springer (2014)
31. Kriaa, S., Pietre-Cambacèdes, L., Bouissou, M., Halgand, Y.: A survey of approaches combining safety and security for industrial control systems. RESS **139**, 156–178 (2015)
32. Kumar, R., Stoelinga, M.: Quantitative security and safety analysis with Attack-Fault Trees. In: 18th International Symposium on HASE. pp. 25–32 (2017)
33. Leveson, N.: A new accident model for engineering safer systems. Safety science **42**(4), 237–270 (2004)
34. Macher, G., Höller, A., Sporer, H., Armengaud, E., Kreiner, C.: A combined safety-hazards and security-threat analysis method for automotive systems. In: SAFECOMP (2014)
35. Nicol, D.M., H.Sanders, W., Trivedi, K.S.: Model-based evaluation: From dependability to security. IEEE Trans. Dep. Sec. Comput., vol. 1(1), pp. 48–65 (2004)
36. Nigam, V., Pretschner, A., Ruess, H.: Model-based safety and security engineering (2019)
37. Pedroza, G., Apvrille, L., Knorreck, D.: Avatar: A SysML environment for the formal verification of safety and security properties. In: NOTERE. pp. 1–10 (2011)
38. Roth, M., Liggesmeyer, P.: Modeling and Analysis of Safety-Critical Cyber Physical Systems using State/Event Fault Trees. In: SAFECOMP (2013)
39. Roudier, Y., Apvrille, L.: SysML-Sec: A model driven approach for designing safe and secure systems. In: MODELWARD. pp. 655–664. IEEE (2015)
40. Ruijters, E., Guck, D., Drolenga, P., Stoelinga, M.: Fault maintenance trees: Reliability centered maintenance via statistical model checking. In: RAMS (2016)
41. Schmittner, C., Ma, Z., Schoitsch, E., Gruber, T.: A case study of FMVEA and CHASSIS as safety and security co-analysis method for automotive cyber-physical systems. In: CPSS. pp. 69–80 (2015)
42. Schmittner, C., Ma, Z., Smith, P.: FMVEA for safety and security analysis of intelligent and cooperative vehicles. In: SAFECOMP. pp. 282–288 (2014)
43. Schneier, B.: Modeling security threats. Dr. Dobb’s journal **24**(12) (1999)
44. Steiner, M., Liggesmeyer, P.: Combination of safety and security analysis - finding security problems that threaten the safety of a system. In: SAFECOMP (2016)
45. Sun, M., Mohan, S., Sha, L., Gunter, C.: Addressing safety and security contradictions in cyber-physical systems. In: CPSSW. Citeseer (2009)
46. Zampino, E.J.: Application of fault-tree analysis to troubleshooting the NASA GRC icing research tunnel. In: RAMS. pp. 16–22 (2001)