

# Generalized Moving Peaks Benchmark

Danial Yazdani<sup>\*1</sup>, Jürgen Branke<sup>†2</sup>, Mohammad Nabi Omidvar<sup>‡3</sup>,  
Changhe Li<sup>§4</sup>, Michalis Mavrovouniotis<sup>¶5</sup>, Trung Thanh Nguyen<sup>||6</sup>,  
Shengxiang Yang<sup>\*\*7</sup>, and Xin Yao<sup>††1,8</sup>

<sup>1</sup>*Guangdong Provincial Key Laboratory of Brain-inspired Intelligent Computation, Department of Computer Science and Engineering, Southern University of Science and Technology, Shenzhen 518055, China.*

<sup>2</sup>*Operational Research and Management Sciences Group, Warwick Business school, University of Warwick, Coventry CV4 7AL, United Kingdom.*

<sup>3</sup>*School of Computing, University of Leeds, and Leeds University Business School, Leeds LS2 9JT, United Kingdom.*

<sup>4</sup>*School of Automation, China University of Geosciences, Wuhan 430074, China.*

<sup>5</sup>*KIOS Research and Innovation Center of Excellence, Department of Electrical and Computer Engineering, University of Cyprus, Nicosia, Cyprus.*

<sup>6</sup>*Liverpool Logistics, Offshore and Marine (LOOM) Research Institute, Faculty of Engineering and Technology, School of Engineering, Liverpool John Moores University, Liverpool L3 3AF, United Kingdom.*

<sup>7</sup>*Center for Computational Intelligence (CCI), School of Computer Science and Informatics, De Montfort University, Leicester LE1 9BH, United Kingdom.*

<sup>8</sup>*Center of Excellence for Research in Computational Intelligence and Applications (CERCIA), School of Computer Science, University of Birmingham, Birmingham B15 2TT, United Kingdom.*

June 2021

## Abstract

This document describes the Generalized Moving Peaks Benchmark (GMPB) that generates continuous dynamic optimization problem instances [1]. The landscapes generated by GMPB are constructed by assembling several components with a variety of controllable characteristics ranging from unimodal to highly multimodal, symmetric to highly asymmetric, smooth to highly irregular, and various degrees of variable interaction and ill-conditioning. In this document, we explain how these characteristics can be generated by different parameter settings of GMPB. The MATLAB source code of GMPB is also explained. This document forms the basis for a range of competitions on Evolutionary Continuous Dynamic Optimization in the upcoming well-known conferences.

---

<sup>\*</sup>danial.yazdani@gmail.com,yazdani@sustech.edu.cn

<sup>†</sup>juergen.branke@wbs.ac.uk

<sup>‡</sup>m.n.omidvar@leeds.ac.uk

<sup>§</sup>changhe.lw@gmail.com

<sup>¶</sup>mavrovouniotis.michalis@ucy.ac.cy

<sup>||</sup>t.t.nguyen@ljmu.ac.uk

<sup>\*\*</sup>syang@dmu.ac.uk

<sup>††</sup>xiny@sustc.edu.cn

**Keywords**— Evolutionary dynamic optimization, Tracking moving optimum, Dynamic optimization problems, Generalized moving peaks benchmark.

# 1 Introduction

Search spaces of many real-world optimization problems are dynamic in terms of the objective function, the number of variables, and/or constraints [2, 3]. Optimization problems that change over time and need to be solved online by an optimization method are referred to as dynamic optimization problems (DOPs) [4]. To solve DOPs, algorithms not only need to find desirable solutions but also to react to the environmental changes in order to quickly find a new solution when the previous one becomes suboptimal [5].

To comprehensively evaluate the effectiveness of algorithms designed for DOPs, a suitable benchmark generator is crucial. Commonly used and well-known benchmark generators in this domain use the idea of having several components that form the landscape. In most existing DOP benchmarks, the width, height, and location of these components change over time [6]. One of the benchmark generators that is designed based on this idea is the Moving Peaks Benchmark (MPB) [7], which is the most widely used synthetic problem in the DOP field [3, 5, 6]. Each component in MPB is formed by usually a simple peak whose basin of attraction is determined using a  $\max(\cdot)$  function.

Despite the popularity of the traditional MPB, landscapes generated by this benchmark consist of components that are smooth/regular, symmetric, unimodal, separable [8], and easy-to-optimize, which may not be the case in many real-world problems. In [1], a *generalized* MPB (GMPB) is proposed which can generate components with a variety of characteristics that can range from unimodal to highly multimodal, from symmetric to highly asymmetric, from smooth to highly irregular, and with different variable interaction degrees and condition numbers. GMPB is a benchmark generator with fully controllable features that helps researchers to analyze DOP algorithms and investigate their effectiveness in facing a variety of different problem characteristics.

# 2 Generalized Moving Peaks Benchmark [1]

The baseline function of GMPB is<sup>1</sup>:

$$f^{(t)}(\mathbf{x}) = \max_{k \in \{1, \dots, m\}} \left\{ h_k^{(t)} - \sqrt{\mathbb{T} \left( \left( \mathbf{x} - \mathbf{c}_k^{(t)} \right)^\top \mathbf{R}_k^{(t)}, k \right) \mathbf{W}_k^{(t)} \mathbb{T} \left( \mathbf{R}_k^{(t)} \left( \mathbf{x} - \mathbf{c}_k^{(t)} \right), k \right)} \right\}, \quad (1)$$

where  $\mathbb{T}(\mathbf{y}, k) : \mathbb{R}^d \mapsto \mathbb{R}^d$  is calculated as:

$$\mathbb{T}(y_j, k) = \begin{cases} \exp \left( \log(y_j) + \tau_k^{(t)} \left( \sin(\eta_{k,1}^{(t)} \log(y_j)) + \sin(\eta_{k,2}^{(t)} \log(y_j)) \right) \right) & \text{if } y_j > 0 \\ 0 & \text{if } y_j = 0 \\ -\exp \left( \log(|y_j|) + \tau_k^{(t)} \left( \sin(\eta_{k,3}^{(t)} \log(|y_j|)) + \sin(\eta_{k,4}^{(t)} \log(|y_j|)) \right) \right) & \text{if } y_j < 0 \end{cases} \quad (2)$$

where  $\mathbf{x}$  is a solution in  $d$ -dimensional space,  $m$  is the number of components,  $\mathbf{R}_k^{(t)}$  is the rotation matrix of  $k$ th component in the  $t$ th environment,  $\mathbf{W}_k^{(t)}$  is a  $d \times d$  diagonal matrix whose diagonal

---

<sup>1</sup>Herein, we focus on fully non-separable problem instances which are constructed by Eq. (1). Those readers who are interested in partially/fully separable problems (i.e., composition based functions), refer to [1].

elements show the width of  $k$ th component in different dimensions,  $y_j$  is  $j$ th dimension of  $\mathbf{y}$ , and  $\eta_{k,l \in \{1,2,3,4\}}^{(t)}$  and  $\tau_k^{(t)}$  are irregularity parameters of the  $k$ th component.

For each component  $k$ , the rotation matrix  $\mathbf{R}_k$  is obtained by rotating the projection of  $\mathbf{x}$  onto all  $x_p$ - $x_q$  planes by a given angle  $\theta_k$ . The total number of unique planes which will be rotated is  $\binom{d}{2} = \frac{d(d-1)}{2}$ . For rotating each  $x_p$ - $x_q$  plane by a certain angle ( $\theta_k$ ), a *Givens rotation matrix*  $\mathbf{G}_{(p,q)}$  must be constructed. To this end, first,  $\mathbf{G}_{(p,q)}$  is initialized to an identity matrix  $\mathbf{I}_{d \times d}$ ; then, four elements of  $\mathbf{G}_{(p,q)}$  are altered as:

$$\mathbf{G}_{(p,q)}(p,p) = \cos\left(\theta_k^{(t)}\right), \quad (3)$$

$$\mathbf{G}_{(p,q)}(q,q) = \cos\left(\theta_k^{(t)}\right), \quad (4)$$

$$\mathbf{G}_{(p,q)}(p,q) = -\sin\left(\theta_k^{(t)}\right), \quad (5)$$

$$\mathbf{G}_{(p,q)}(q,p) = \sin\left(\theta_k^{(t)}\right), \quad (6)$$

where  $\mathbf{G}_{(p,q)}(i,j)$  is the element at  $i$ th row and  $j$ th column of  $\mathbf{G}_{(p,q)}$ .  $\mathbf{R}_k$  in the  $t$ th environment is calculated by:

$$\mathbf{R}_k^{(t)} = \left( \prod_{(p,q) \in \mathcal{P}} \mathbf{G}_{(p,q)} \right) \mathbf{R}_k^{(t-1)}, \quad (7)$$

where  $\mathcal{P}$  contains all unique pairs of dimensions defining all possible planes in a  $d$ -dimensional space. The order of the multiplications of the *Givens rotation matrices* is random. The reason behind using (7) for calculating  $\mathbf{R}$  is that we aim to have control on the rotation matrix based on an angle severity  $\tilde{\theta}$ . Note that the initial  $\mathbf{R}_k^{(0)}$  for problem instances with rotation property is obtained by using the Gram-Schmidt orthogonalization method on a matrix with normally distributed entries.

For each component  $k$ , the height, width vector, center, angle, and irregularity parameters change from one environment to the next according to the following update rules:

$$\mathbf{c}_k^{(t+1)} = \mathbf{c}_k^{(t)} + \tilde{s} \frac{\mathbf{r}}{\|\mathbf{r}\|}, \quad (8)$$

$$h_k^{(t+1)} = h_k^{(t)} + \tilde{h} \mathcal{N}(0,1), \quad (9)$$

$$w_{k,j}^{(t+1)} = w_{k,j}^{(t)} + \tilde{w} \mathcal{N}(0,1), j \in \{1, 2, \dots, d\}, \quad (10)$$

$$\theta_k^{(t+1)} = \theta_k^{(t)} + \tilde{\theta} \mathcal{N}(0,1), \quad (11)$$

$$\eta_{k,l}^{(t+1)} = \eta_{k,l}^{(t)} + \tilde{\eta} \mathcal{N}(0,1), l \in \{1, 2, 3, 4\}, \quad (12)$$

$$\tau_k^{(t+1)} = \tau_k^{(t)} + \tilde{\tau} \mathcal{N}(0,1), \quad (13)$$

where  $\mathcal{N}(0,1)$  is a random number drawn from a Gaussian distribution with mean 0 and variance 1,  $\mathbf{c}_k$  shows the vector of center position of the  $k$ th component,  $\mathbf{r}$  is a  $d$ -dimensional vector of random numbers generated by  $\mathcal{N}(0,1)$ ,  $\|\mathbf{r}\|$  is the Euclidean length (i.e.,  $l_2$ -norm) of  $\mathbf{r}$ ,  $\frac{\mathbf{r}}{\|\mathbf{r}\|}$  generates a unit vector with a random direction,  $\tilde{h}$ ,  $\tilde{w}$ ,  $\tilde{s}$ ,  $\tilde{\theta}$ ,  $\tilde{\eta}$ , and  $\tilde{\tau}$  are height, width, shift, angle, and two irregularity parameters' change severity values, respectively,  $w_{k,j}$  shows the width of the  $k$ th component in the  $j$ th dimension, and  $h_k$  and  $\theta_k$  show the height and angle of the  $k$ th component, respectively.

Outputs of equations (8) to (13) are bounded as follows:  $h_k \in [h_{\min}, h_{\max}]$ ,  $w_k \in [w_{\min}, w_{\max}]^d$ ,  $\mathbf{c}_k \in [Lb, Ub]^d$ ,  $\tau \in [\tau_{\min}, \tau_{\max}]$ ,  $\eta_{1,2,3,4} \in [\eta_{\min}, \eta_{\max}]$ , and  $\theta_k \in [\theta_{\min}, \theta_{\max}]$ , where  $Lb$  and  $Ub$

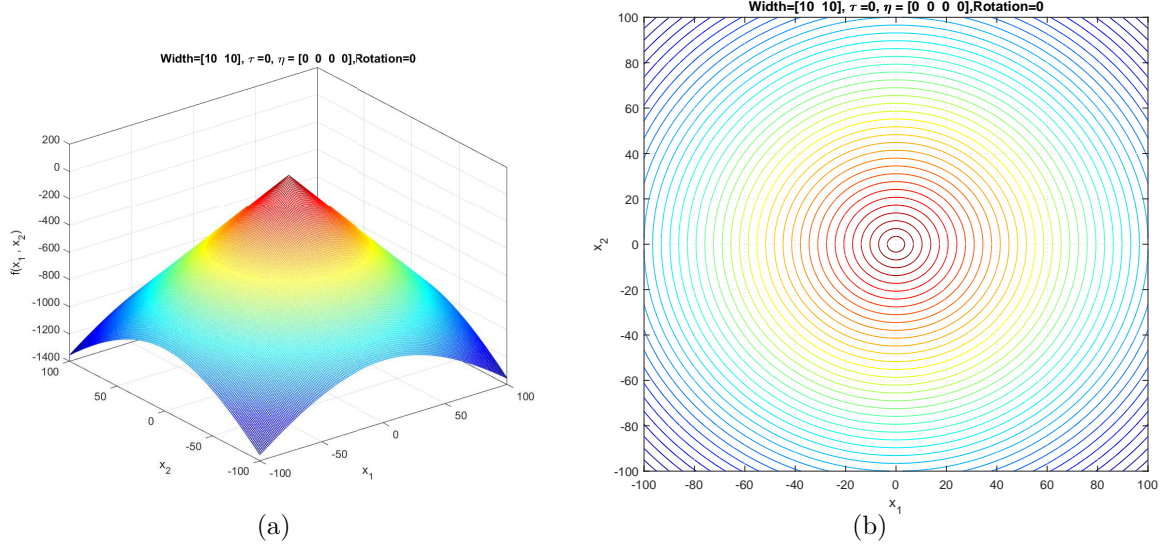


Figure 1: A conical component (regular, smooth, and unimodal) generated by (1) whose width values are identical,  $\mathbf{R} = \mathbf{I}$ , and  $\tau$  and  $\eta$  are set to zero.

are maximum and minimum problem space bounds. For keeping the above mentioned values in their bounds, a *Reflect* method is utilized. Assume  $a^{(t+1)} = a^{(t)} + b$  represents one of the equations (8) to (13). The output based on the reflect method is:

$$a^{(t+1)} = \begin{cases} a^{(t)} + b & \text{if } a^{(t)} + b \in [a_{\min}, a_{\max}] \\ 2 \times a_{\min} - a^{(t)} - b & \text{if } a^{(t)} + b < a_{\min} \\ 2 \times a_{\max} - a^{(t)} - b & \text{if } a^{(t)} + b > a_{\max} \end{cases} \quad (14)$$

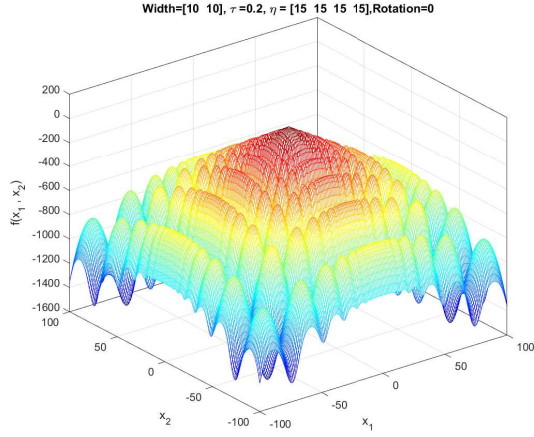
## 2.1 Problem characteristics

In this section, we describe the main characteristics of the components and the landscapes generated by GMPB. Note that in the 2-dimensional examples provided in this part, the values of width (2-dimensional vector), irregularity parameters ( $\tau$  and four values for  $\eta$ ), and rotation status (1 is rotated and 0 otherwise) are shown in the title of figures.

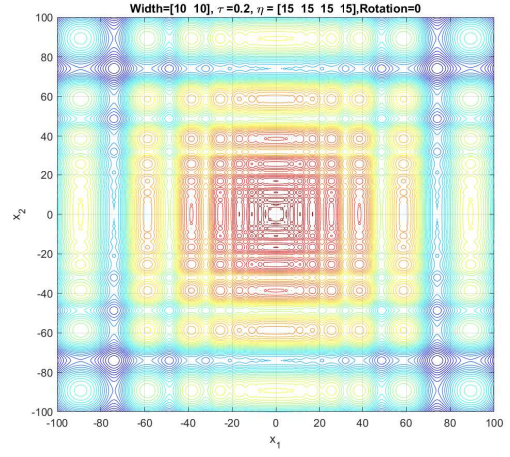
### 2.1.1 Component characteristics

In the simplest form, (1) generates a symmetric, unimodal, smooth/regular, and easy-to-optimize conical peak (see Figure 1). By setting different values to  $\tau$  and  $\eta$ , a component generated by GMPB can become irregular and multimodal. Figure 2 shows three irregular and multimodal components generated by GMPB with different parameter settings for  $\tau$  and  $\eta$ . A component is symmetric when all  $\eta$  values are identical, and components whose  $\eta$  values are set to different values are asymmetric (see Figure 3).

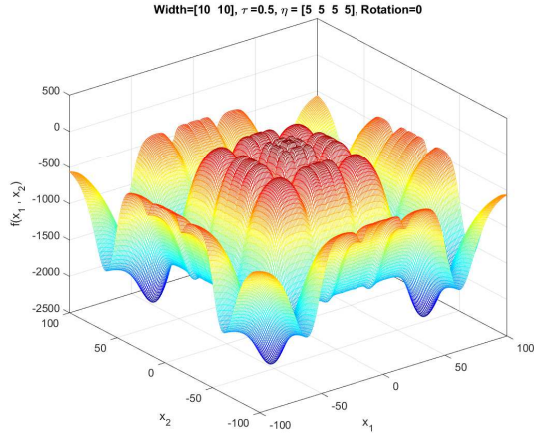
GMPB is capable of generating components with various condition numbers. A component generated by GMPB has a width value in each dimension. When the width values of a component are identical in all dimensions, the condition number of the component will be one, i.e., it is not ill-conditioned. The condition number of a component is the ratio of its largest width value to its smallest value [1]. If a component's width value is stretched in one axis's direction more



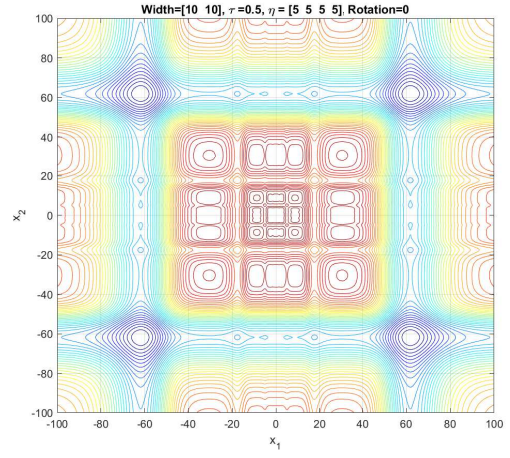
(a)



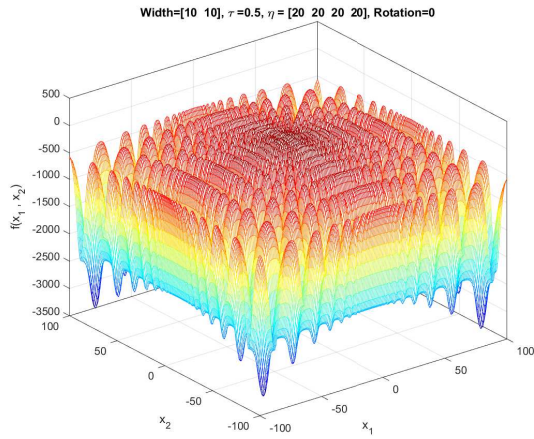
(b)



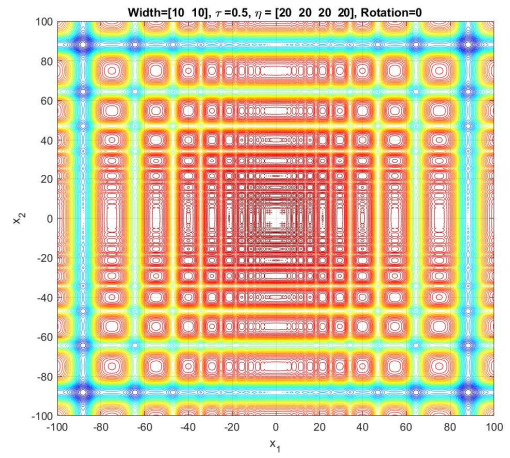
(c)



(d)



(e)



(f)

Figure 2: Three components generated by (1) with different irregularity parameter settings.



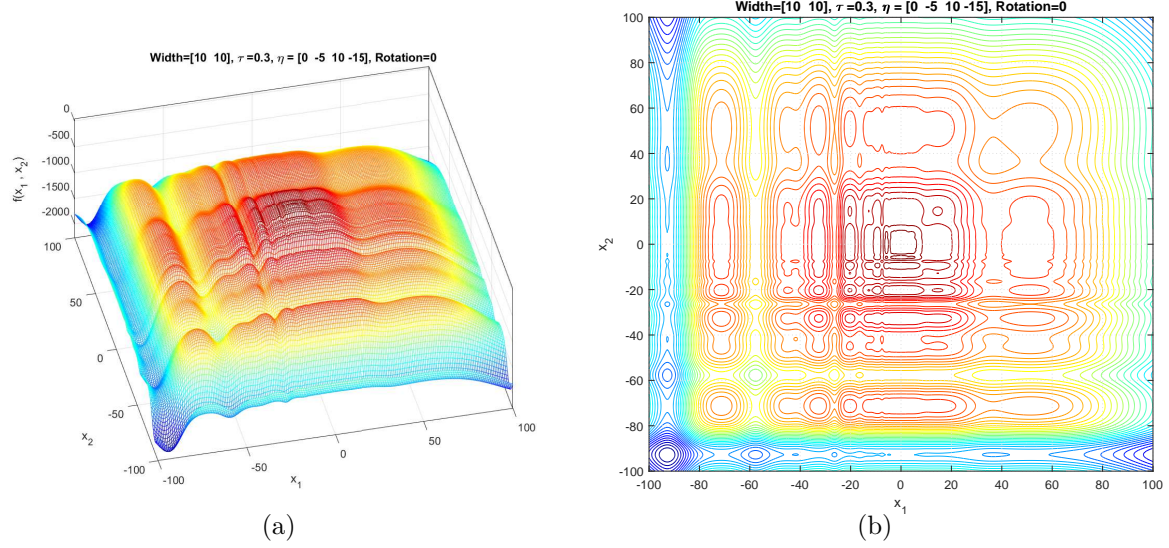


Figure 3: An asymmetric component generated by (1).

than the other axes, then, the component is ill-conditioned. Figure 4 depicts three ill-conditioned components.

In GMPB, each component  $k$  is rotated using  $\mathbf{R}_k$ . If  $\mathbf{R}_k = \mathbf{I}$ , then the component  $k$  is not rotated (e.g., Figures 4(a) and 4(c)). Figure 4(e) is obtained by rotating the component shown in Figure 4(c). In GMPB, by changing  $\theta_k$  over time using (11), the variable interaction degrees of the  $k$ th component change over time.

### 2.1.2 Search space characteristics

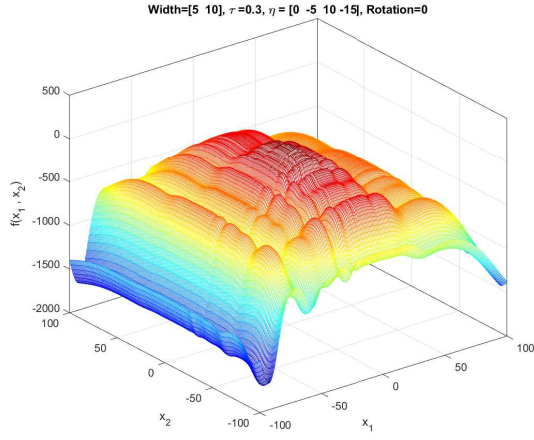
Landscapes generated by GMPB are constructed by assembling several components using a  $\max(\cdot)$  function in (1), which determines the basin of attraction of each component. As shown in [8], a landscape consists of several components (i.e.,  $m > 1$ ) is fully non-separable. Figure 5 shows a landscape with five components.

## 3 Parameter settings

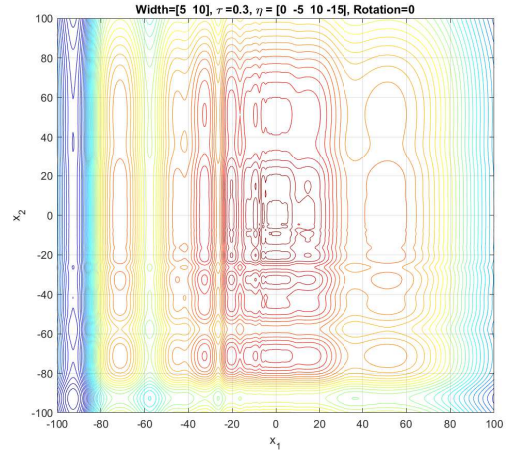
Table 1 shows the parameter settings of GMPB. By changing the number of dimensions, shift severity value, the number of components, and change frequency, the difficulty level of the generated problem instances can be adjusted. Every  $\vartheta$  fitness evaluations, the center position, height, width vector, angle, and irregularity parameters of each component change using the dynamics presented in (8) to (13).

## 4 Performance indicator

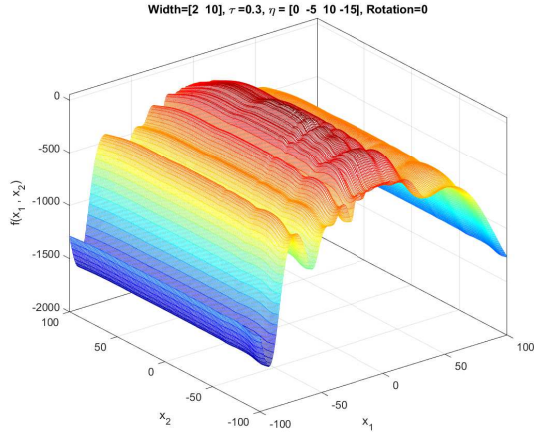
To measure the performance of algorithms in solving the problem instances generated by GMPB, the *offline-error* [9] ( $E_O$ ) and the average error of the best found solution in all environments, i.e., the best error before change, ( $E_{BBC}$ ) [10] are used as the performance indicators.  $E_O$  is the most



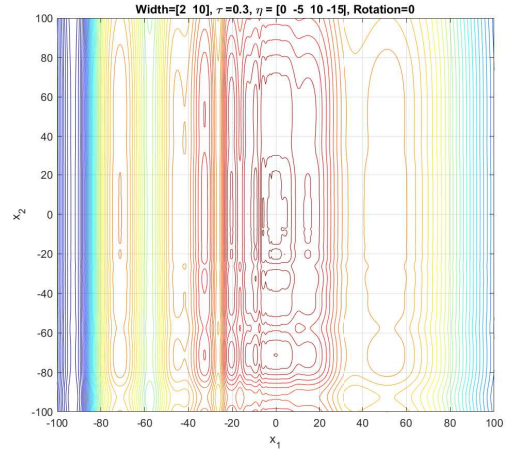
(a) Asymmetric and ill-conditioned (condition number is two).



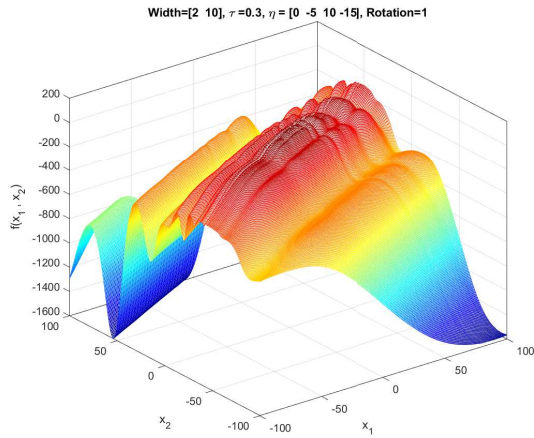
(b)



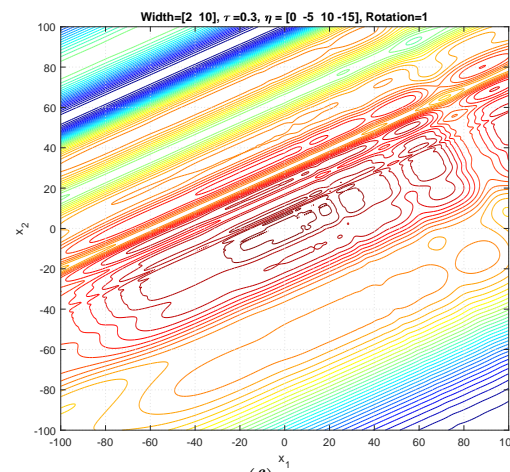
(c) Asymmetric and ill-conditioned (condition number is five).



(d)



(e) Asymmetric, ill-conditioned (condition number is 5), and rotated.



(f)

Figure 4: Three components generated by (1) with different characteristics.

Table 1: Parameter settings of GMPB. Default parameter values are highlighted where several values can be set. If a parameter has  $k$  subscript, it belongs to the  $k$ th component and its value can be different from a component to another. Parameters without any subscript are common between all components or they are temporal parameters.

Parameter	Symbol	Value(s)
Dimension	$d$	2,5, <b>10</b> ,20
Shift severity	$\tilde{s}$	<b>1</b> ,2,5
Numbers of components	$m$	1,5, <b>10</b> ,25,50,100,200
Angle severity	$\tilde{\theta}$	$\pi/9$
Height severity	$\tilde{h}$	7
Width severity	$\tilde{w}$	1
Irregularity parameter $\tau$ severity	$\tilde{\tau}$	0.2
Irregularity parameter $\eta$ severity	$\tilde{\eta}$	2
Search range	$[Lb, Ub]^d$	$[-100, 100]^d$
Height range	$[h_{\min}, h_{\max}]$	$[30, 70]$
Width range	$[w_{\min}, w_{\max}]^d$	$[1, 12]^d$
Angle range	$[\theta_{\min}, \theta_{\max}]$	$[-\pi, \pi]$
Irregularity parameter $\tau$ range	$[\tau_{\min}, \tau_{\max}]$	$[-1, 1]$
Irregularity parameter $\eta$ range	$[\eta_{\min}, \eta_{\max}]$	$[-20, 20]$
Initial center position	$\mathbf{c}_k^{(0)}$	$\mathcal{U}[Lb, Ub]^d$
Initial height	$h_k^{(0)}$	$\mathcal{U}[h_{\min}, h_{\max}]$
Initial width	$\mathbf{w}_k^{(0)}$	$\mathcal{U}[w_{\min}, w_{\max}]^d$
Initial angle	$\theta_k^{(0)}$	$\mathcal{U}[\theta_{\min}, \theta_{\max}]$
Initial irregularity parameter $\tau$	$\tau_k^{(0)}$	$\mathcal{U}[\tau_{\min}, \tau_{\max}]$
Initial irregularity parameter $\eta$	$\eta_k^{(0)}$	$\mathcal{U}[\eta_{\min}, \eta_{\max}]$
Initial rotation matrix	$\mathbf{R}_k^{(0)}$	$\text{GS}(\mathcal{N}(0, 1)^{d \times d})^\dagger$
Change frequency	$\vartheta$	1000,2500, <b>5000</b> ,10000
Number of Environments	$T$	100

$^\dagger$   $\mathbf{R}_k$  is initialized by performing the Gram-Schmidt orthogonalization method  $\text{GS}(\cdot)$  on a  $d \times d$  matrix with normally distributed entries.



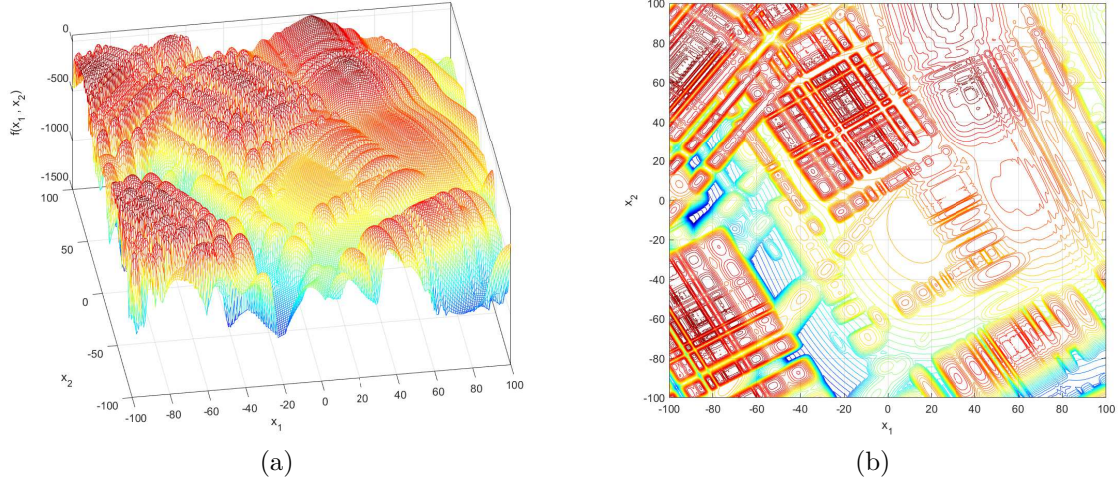


Figure 5: A landscape generated by (1) with five components whose parameter settings are generated randomly in the ranges shown in Table 1.

commonly used performance indicator in the literature [11]. This approach calculates the average error of the best found position over all fitness evaluations using the following equation:

$$E_O = \frac{1}{T\vartheta} \sum_{t=1}^T \sum_{\varphi=1}^{\vartheta} \left( f^{(t)}(\mathbf{x}^{*(t)}) - f^{(t)}(\mathbf{x}^{*((t-1)\vartheta+\varphi)}) \right), \quad (15)$$

where  $\mathbf{x}^{*(t)}$  is the global optimum position at the  $t$ th environment,  $T$  is the number of environments,  $\vartheta$  is the change frequency,  $\varphi$  is the fitness evaluation counter for each environment, and  $\mathbf{x}^{*((t-1)\vartheta+\varphi)}$  is the best found position at the  $\varphi$ th fitness evaluation in the  $t$ th environment.

$E_{BBC}$  is the second commonly used performance indicator in the field [11].  $E_{BBC}$  only considers the last error before each environmental change (i.e., at the end of each environment):

$$E_{BBC} = \frac{1}{T} \sum_{t=1}^T \left( f^{(t)}(\mathbf{x}^{*(t)}) - f^{(t)}(\mathbf{x}^{*(t)}) \right), \quad (16)$$

where  $\mathbf{x}^{*(t)}$  is the best found position in  $t$ th environment which is fetched at the end of the  $t$ th environment.

## 5 Source code

The MATLAB<sup>2</sup> source code of the GMPB can be downloaded from [12]. In this code, the parameters of GMPB can be set in `BenchmarkGenerator.m` function. As a well-known dynamic optimization algorithm, we have added mQSO [13] to this code. mQSO is a multi-population method with a fixed number of sub-populations that uses particle swarm optimization (PSO) [14] as the optimization component. Besides, mQSO uses exclusion and anti-convergence components to address the global diversity loss issue [4]. Quantum individuals are also used in this method to maintain local diversity of sub-populations over time.

---

<sup>2</sup>Version R2019a

We also provided another source code that visualizes 2-dimensional landscapes generated by GMPB which can be found in [15]. Using this source code, researchers can observe the impacts of different parameter settings on morphological characteristics of the problems generated by GMPB.

## References

- [1] D. Yazdani, M. N. Omidvar, R. Cheng, J. Branke, T. T. Nguyen, and X. Yao, “Benchmarking continuous dynamic optimization: Survey and generalized test suite,” *IEEE Transactions on Cybernetics*, pp. 1 – 14, 2020.
- [2] T. T. Nguyen, S. Yang, and J. Branke, “Evolutionary dynamic optimization: A survey of the state of the art,” *Swarm and Evolutionary Computation*, vol. 6, pp. 1 – 24, 2012.
- [3] T. T. Nguyen, “Continuous dynamic optimisation using evolutionary algorithms,” Ph.D. dissertation, University of Birmingham, 2011.
- [4] D. Yazdani, R. Cheng, D. Yazdani, J. Branke, , Y. Jin, and X. Yao, “A survey of evolutionary continuous dynamic optimization over two decades – part A,” *IEEE Transactions on Evolutionary Computation*, 2021.
- [5] D. Yazdani, “Particle swarm optimization for dynamically changing environments with particular focus on scalability and switching cost,” Ph.D. dissertation, Liverpool John Moores University, Liverpool, UK, 2018.
- [6] C. Cruz, J. R. González, and D. A. Pelta, “Optimization in dynamic environments: a survey on problems, methods and measures,” *Soft Computing*, vol. 15, no. 7, pp. 1427–1448, 2011.
- [7] J. Branke, “Memory enhanced evolutionary algorithms for changing optimization problems,” in *IEEE Congress on Evolutionary Computation*, vol. 3. IEEE, 1999, pp. 1875–1882.
- [8] D. Yazdani, M. N. Omidvar, J. Branke, T. T. Nguyen, and X. Yao, “Scaling up dynamic optimization problems: A divide-and-conquer approach,” *IEEE Transaction on Evolutionary Computation*, 2019.
- [9] J. Branke and H. Schmeck, “Designing evolutionary algorithms for dynamic optimization problems,” in *Advances in Evolutionary Computing*, A. Ghosh and S. Tsutsui, Eds. Springer Natural Computing Series, 2003, pp. 239–262.
- [10] K. Trojanowski and Z. Michalewicz, “Searching for optima in non-stationary environments,” in *Congress on Evolutionary Computation*, vol. 3, 1999, pp. 1843–1850.
- [11] D. Yazdani, R. Cheng, D. Yazdani, J. Branke, , Y. Jin, and X. Yao, “A survey of evolutionary continuous dynamic optimization over two decades – part B,” *IEEE Transactions on Evolutionary Computation*, 2021.
- [12] D. Yazdani, *Generalized Moving Peaks Bnechmark and mQSO (MATLAB Source Code)*, 2021 (accessed June 03, 2021). [Online]. Available: <https://bitbucket.org/public-codes-danial-yazdani/gmpb-non-modular-version/src/master/>
- [13] T. Blackwell and J. Branke, “Multiswarms, exclusion, and anti-convergence in dynamic environments,” *IEEE Transactions on Evolutionary Computation*, vol. 10, no. 4, pp. 459–472, 2006.

- [14] J. Kennedy and R. Eberhart, "Particle swarm optimization," in *Proceedings of ICNN'95-International Conference on Neural Networks*, vol. 4. IEEE, 1995, pp. 1942–1948.
- [15] D. Yazdani, *Visualizing 2-D Generalized Moving Peaks Benchmark (MATLAB Source Code)*, 2021 (accessed June 03, 2021). [Online]. Available: <https://bitbucket.org/public-codes-danial-yazdani/gmpb-visualization/src/main/>