

Generate, Annotate, and Learn: Generative Models Advance Self-Training and Knowledge Distillation

Xuanli He¹ Islam Nassar¹ Jamie Kiros² Gholamreza Haffari¹ Mohammad Norouzi²

¹Monash University, Australia

²Google Research, Brain Team

{xuanli.he1, gholamreza.haffari}@monash.edu, mnorouzi@google.com

Abstract

Semi-Supervised Learning (SSL) has seen success in many application domains, but this success often hinges on the availability of task-specific unlabeled data. Knowledge distillation (KD) has enabled compressing deep networks and ensembles, achieving the best results when distilling knowledge on fresh task-specific unlabeled examples. However, task-specific unlabeled data can be challenging to find. We present a general framework called “generate, annotate, and learn (GAL)” that uses unconditional generative models to synthesize in-domain unlabeled data, helping advance SSL and KD on different tasks. To obtain strong task-specific generative models, we adopt generic generative models, pretrained on open-domain data, and fine-tune them on inputs from specific tasks. Then, we use existing classifiers to annotate generated unlabeled examples with soft pseudo labels, which are used for additional training. When self-training is combined with samples generated from GPT-2-large, fine-tuned on the inputs of each GLUE task, we outperform a strong RoBERTa-large baseline on the GLUE benchmark. Moreover, KD on GPT-2 samples yields a new state-of-the-art for 6-layer transformers on the GLUE leaderboard. Finally, self-training with GAL offers significant gains on image classification on CIFAR-10 and four tabular tasks from the UCI repository.

1 Introduction

Unlabeled data is abundant in the real world, but task-specific unlabeled data within the scope of a given machine learning problem can be challenging to find. For instance, one cannot easily find in-domain unlabeled data conforming to the input distribution of a specific Natural Language Processing (NLP) task from the GLUE benchmark [84]. Some NLP tasks require an input comprising a pair of sentences with a particular relationship between them or a question-paragraph pair. Moreover, classification datasets typically represent a tailored distribution of images and text and only include a limited number of class labels. If task-specific unlabeled data were available, one could adopt self-training [97] to automatically annotate unlabeled data with pseudo labels to improve accuracy and robustness of classifiers [93, 13]. In addition, one can use knowledge distillation [39] on fresh task-specific unlabeled data to more effectively compress deep neural networks and ensembles [10, 19].

When task-specific unlabeled examples do not exist, one can try to retrieve them from a large and diverse open-domain dataset. For instance, Du et al. [28] have used nearest neighbor retrieval to harvest in-domain unlabeled text from the internet, leading to a successful application of self-training and knowledge distillation to certain NLP tasks. While retrieval can indeed help find in-domain data for problems with simple inputs, it is not practical for problems with complex input schemes, *e.g.*, sentence pairs with certain relations and tabular data. Accordingly, to our knowledge, no prior work has successfully applied self-training and retrieval-based distillation to tasks from the GLUE benchmark that often involve multi-sentence inputs.

This paper presents a deceptively simple and general framework called “generate, annotate, and learn (GAL)” to help advance semi-supervised learning and knowledge distillation on various applications that do not come with unlabeled data. We advocate for the use of generative models to synthesize unlabeled tasks-specific data, in lieu of real unlabeled data. We build on recent advances in text and image generation [64, 43], and use powerful generative models to synthesize unlabeled text, tables, and images. Then, we use state-of-the-art classifiers to annotate generated unlabeled data with pseudo labels. Finally, we combine labeled data with pseudo labeled data to train more effective classifiers.

We motivate GAL by making connections to empirical and vicinal risk minimization [82, 15], and demonstrate its utility by presenting empirical results on a wide range of applications. Our key contributions include:

- We propose GAL, a novel approach to SSL and KD that advocates for the use of likelihood-based unconditional generative models to synthesize unlimited task-specific unlabeled data.
- We link GAL to empirical and vicinal risk minimization, helping explain why GAL works and why synthetic samples from class-conditional generative models are not as effective.
- We systematically dissect GAL and study the key components leading to its success.
- We demonstrate the efficacy of GAL on various tasks. On NLP, we achieve a new SOTA for 6-layer transformers on the GLUE test set. On CIFAR-10, we report an average improvement of 0.78% for three convolutional architectures. On tabular tasks, we obtain an average improvement of 1.2% by using GAL, outperforming a strong XGBoost baseline on 2 out of 4 tasks.

2 Related Work

There has been a surge of interest in improving accuracy and label efficiency of classifiers via:

1. *Self-Supervised pretraining* on open-domain unlabeled data in a task-agnostic way [63, 26, 18],
2. *Self-Training* using domain-specific unlabeled data in a task-specific way [70, 55, 93].

While self-supervised learning can be applied to a broad distribution of unlabeled data, self-training requires unlabeled data that at least can be annotated using the same set of class labels available for the downstream task [60]. For instance, if one is interested in training a classifier to distinguish images of cats and dogs, self-training with images of aircraft is likely not helpful, but it is conceivable that self-supervised learning with images of aircraft can still help. A growing body of recent work suggests that perhaps self-supervised pretraining and self-training are compatible and can be combined to achieve the best semi-supervised learning performance [19, 28]. We corroborate the existing evidence by showing gains from our *generative* self-training on top of BERT on GLUE tasks.

Semi-supervised learning (SSL) has long and rich history in machine learning [23, 56, 69, 14, 81]. One of the oldest family of SSL algorithms is *self-training*, *a.k.a.* self-learning or self-labeling [73, 30, 1, 97]. Self-training encourages knowledge transfer between a *teacher* and a *student* model in such a way that the student can outperform the teacher. Specifically, one leverages the teacher’s knowledge to annotate unlabeled data with so-called *pseudo labels*, and the student learns from a mixture of pseudo- and human-labeled data. Self-training has recently seen renewed interest across vision and NLP applications [95, 93, 104, 28]. Recent work aims to combine self-training and *consistency regularization* to develop powerful SSL algorithms. The key idea is to ensure that the predictions of a classifier on unlabeled examples are robust to strong augmentations [4, 77, 92]. We build on prior work and investigate the use of synthetic data within the broad family of self-training methods.

Recent theoretical work analyzes self-training for linear models, often under the assumption that the data distribution is (nearly) Gaussian [12, 66, 20, 48, 62]. Wei et al. [87] prove that, under “expansion” and “class separation” assumptions, self-training can lead to more accurate neural network classifiers. We present a theoretical framing of GAL in terms of empirical and vicinal risk minimization [82, 15].

An important family of related work uses generative models for SSL by learning features that are useful for both generation and discrimination [*e.g.*, 16, 59, 25]. For instance, Kingma et al. [44] approach SSL by viewing missing class labels as a set of latent variables and use variational inference to impute missing labels as well as other factors of variation. By contrast, our work does not learn features using generative models and keeps the generative and discriminative processes separate. This offers more flexibility and allows GAL to use self-supervised pretraining methods that are not fully generative. Our work is related to recent work on the uses of generative models for data augmentation [58, 96]. Unlike [58], we do not use instance-based generative models, and unlike [96], we do not use language models to predict labels and present a broad range of experiments.

Knowledge Distillation (KD) [10, 39] uses a procedure similar to self-training to distill knowledge of an expressive teacher model into a smaller student model. In contrast, self-distillation [31, 102, 57] uses teacher and student models of equal size, hoping to iteratively refine class labels. Previous work uses unlabeled data [10] and adversarial training [86] to improve KD. We demonstrate that synthetic data generated by unconditional generative models can improve KD on NLP, outperforming strong KD baselines, which often add more complexity and additional hyper-parameters [e.g., 79, 40, 94, 67].

Advanced generative models are able to generate realistic images and text [41, 7, 42, 64, 8]. The quality of synthetic samples has improved to the extent that deep fake detection has become an important research topic itself [100, 27]. Recent work has aimed to utilize class-conditional generative models to help improve supervised learning [3, 6, 103, 49, 32]. However, Ravuri et al. [68] have shown that images generated by state-of-the-art class-conditional generative models fall short of improving ImageNet classification accuracy, despite strong sample quality scores [71, 38]. Similarly, Kumar et al. [49] find that it is difficult for sentences generated by label-conditioned GPT-2 [64] to retain the semantics or pragmatics of a specified category, which leads to poor performance on downstream tasks. We discuss why class-conditional generative models are hardly effective for supervised learning, and instead, focus on unconditional generative models.

3 Background on Self-Training

Given a labeled dataset $L = \{(\mathbf{x}_i, y_i)\}_{i=1}^N$ and an unlabeled dataset $U = \{\mathbf{x}_j\}_{j=1}^M$, we summarize the general family of SSL algorithms known as self-training as:

1. First, an initial model denoted f_1 is trained using supervised learning on the labeled dataset L .
2. Then, at iteration t , one adopts f_t as the teacher model to annotate the unlabeled dataset U using *pseudo labels*. Optionally, one uses a selection method to pick a subset $S_t \subseteq \{(\mathbf{x}_j, f_t(\mathbf{x}_j))\}_{j=1}^M$ of pseudo labeled examples.
3. A student model f_{t+1} is trained to optimize a classification loss on the combination of L and S_t :

$$\ell_{t+1} = \mathbb{E}_{(\mathbf{x}, y) \sim (L \cup S_t)} H(y, f_{t+1}(\mathbf{x})), \quad (1)$$

where $H(q, p) = q^\top \log p$ is the softmax cross entropy loss, and y is assumed to be a one-hot vector (original labels) or a vector of class probabilities (*soft* pseudo labels).

4. Self-training iterations are repeated T times or until performance plateaus.

Many different variants of the basic self-training algorithm discussed above exist in the literature. These variants differ in the type of pseudo labels used, the selection strategy to filter pseudo labeled examples, the speed at which f_t is replaced with f_{t+1} , the choice of data augmentation strategy in the teacher and student models, and the weighting of the two datasets in the objective [5, 4, 93, 77, 28].

An important design choice is the type of pseudo labels used. One can simply use soft class probabilities predicted by a teacher f_t [28], sharpened class probabilities [5], or hard labels (a one-hot vector that is zero except at $\arg\max_{\mathbf{x}} f_t(\mathbf{x})$) [50]. Another important consideration is the selection strategy to retain a subset of pseudo-labeled examples. FixMatch [77] uses a hyper-parameter τ to select examples on which the teacher model has a certain level of confidence, *i.e.*,

$$S_t = \{(\mathbf{x}, f_t(\mathbf{x})) \mid \mathbf{x} \in U \ \& \ \max(f_t(\mathbf{x})) \geq \tau\}. \quad (2)$$

NoisyStudent [93] also uses a form of confidence filtering but ensures that the class labels in the selected subset are balanced. In principle, any method for out-of-distribution detection [36] can be adopted for filtering pseudo-labeled examples. We adopt the simplest variant of self-training and limit hyper-parameter tuning to a bare minimum.

4 Generate, Annotate, and Learn (GAL)

Given a labeled dataset $L = \{(\mathbf{x}_i, y_i)\}_{i=1}^N$, we first train an unconditional domain-specific generative model $g(\mathbf{x})$ on $L_x = \{\mathbf{x}_i\}_{i=1}^N$, and then use it to synthesize unlabeled data. Such synthetic unlabeled data helps enable the adoption of self-training even without in-domain unlabeled data. The objective function of GAL for self-training during iteration t , provided a teacher model f_t , is expressed as:

$$\ell_{t+1} = \lambda \mathbb{E}_{(\mathbf{x}, y) \sim L} H(y, f_{t+1}(\mathbf{x})) + (1 - \lambda) \mathbb{E}_{\tilde{\mathbf{x}} \sim g(\mathbf{x})} H(f_t(\tilde{\mathbf{x}}), f_{t+1}(\tilde{\mathbf{x}})). \quad (3)$$

We use soft pseudo labels within self-training and KD. To improve computational efficiency of GAL, we do not generate unlabeled data on the fly, but generate as many unconditional samples as possible and store them in a synthetic unlabeled dataset U . We simply set $\lambda = 0.5$, unless stated otherwise.

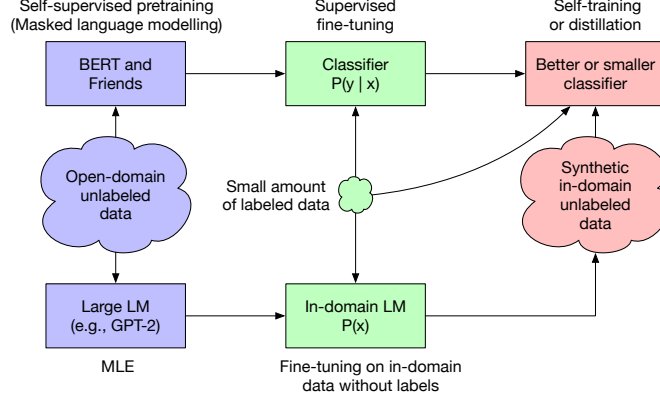


Figure 1: An illustration of GAL for NLP. We use open-domain data once for self-supervised pretraining (e.g., BERT) and once for training a large LM (e.g., GPT-2). BERT is fine-tuned on labeled data to yield a classifier for the task of interest. GPT-2 is fine-tuned on the same data without labels to obtain an unconditional task-specific LM, which is used to generate a lot of synthetic in-domain unlabeled data for self-training and KD.

Not surprisingly, the size of the gains from GAL depends on the fidelity and diversity of synthetic examples. We find that likelihood-based models for autoregressive text generation and image generation via score-based iterative refinement are particularly effective when used as the generative model of GAL. Semi-supervised learning methods other than self-training and more advanced variants of self-training can potentially benefit from our unconditional generative models, but we restrict our attention to basic self-training. Section 5.2 discusses the use of generated data within knowledge distillation to help effectively compress neural networks.

As Figure 1 shows, to build the best domain-specific generative model, we use a generic generative model, pretrained on lots of open-domain text, and fine-tune it on a given dataset’s inputs, *i.e.*, L_x . This is particularly helpful if the size of L_x is small [37]. In what follows, we first link GAL to empirical and vicinal risk minimization, to motivate the approach. Then, we discuss practical considerations around building domain-specific generative models in Section 4.2.

4.1 An Empirical Risk Minimization Perspective

In supervised learning, one seeks to learn a mapping f that given an input \mathbf{x} , predicts a reasonable output y . To define the supervised learning problem formally, one assumes that input-output pairs are drawn from a joint distribution P , *i.e.*, $(\mathbf{x}, y) \sim P(\mathbf{x}, y)$, and a loss function $H(y, f(\mathbf{x}))$ is used to assess the quality of a mapping f . This loss is used to define a notion of *expected risk*:

$$R(f) = \mathbb{E}_{P(\mathbf{x}, y)} H(y, f(\mathbf{x})) . \quad (4)$$

In almost all practical applications $P(\mathbf{x}, y)$ is unknown. Hence, a labeled dataset of examples $L = \{(\mathbf{x}_i, y_i)\}_{i=1}^N$ is used to approximate $R(f)$ as

$$\hat{R}(f) = \frac{1}{N} \sum_{i=1}^N H(y_i, f(\mathbf{x}_i)) . \quad (5)$$

This objective function is known as *empirical risk*, and learning f through minimizing $\hat{R}(f)$ is known as the *empirical risk minimization* principle [82]. To compensate for the finite sample size in (5), one typically combines $\hat{R}(f)$ with a regularizer to improve generalization.

Beyond empirical risk minimization. Empirical risk minimization (5) is motivated as a way to approximate $P(\mathbf{x}, y)$ through a set of Dirac delta functions on labeled examples: $P_\delta(\mathbf{x}, y) = \sum_i \delta(\mathbf{x} = \mathbf{x}_i, y = y_i) / N$. However, this approximation is far from perfect, hence one uses a heldout validation set for early stopping and hyper parameter tuning.

Vicinal risk minimization [15] approximates expected risk as $\mathbb{E}_{P_\nu(\mathbf{x}, y)} H(y, f(\mathbf{x}))$, using a *vicinity distribution*, *e.g.*, $\nu(\tilde{\mathbf{x}}, \tilde{y} \mid \mathbf{x}, y) = \mathcal{N}(\tilde{\mathbf{x}} - \mathbf{x}, \sigma^2) \delta(\tilde{y} = y)$ to approximate $P(\mathbf{x}, y)$ as

$$P_\nu(\mathbf{x}, y) = \frac{1}{N} \sum_{i=1}^N \nu(\tilde{\mathbf{x}} = \mathbf{x}, \tilde{y} = y \mid \mathbf{x}_i, y_i) . \quad (6)$$

The goal is to increase the support of each labeled data point and improve the quality and robustness of the risk function.

Recent work on mixup regularization [101] proposes an effective way to construct another vicinity distribution by interpolating between two data points and their labels. While these smoothing techniques tend to improve matters, it is hard to believe that simple kernels or interpolation techniques can fully capture the complexity of $P(\mathbf{x}, y)$.

Generative models for risk minimization. One can factorize the joint distribution of input-output pairs as $P(\mathbf{x}, y) = P(\mathbf{x})P(y | \mathbf{x})$. Accordingly, if one is able to learn a reasonable unconditional generative model of \mathbf{x} denoted $g(\mathbf{x})$, then one can draw a pair (\mathbf{x}, y) by first drawing $\mathbf{x} \sim g(\mathbf{x})$ and then using the current instance of f_t to draw $y \sim f_t(\mathbf{x})$. Then, one can use f_t and g to approximate expected risk as

$$R_t(f_{t+1}) = \mathbb{E}_{\mathbf{x} \sim g(\mathbf{x})} \mathbb{E}_{y \sim f_t(\mathbf{x})} H(y, f_{t+1}(\mathbf{x})) . \quad (7)$$

The quality of this approximation highly depends on the quality of f_t and g . If f_t is far from an optimal classifier f^* or $g(\mathbf{x})$ is far from $P(\mathbf{x})$, (7) yields a poor approximation.

The expected risk in (7) smoothens the risk landscape in complex ways beyond simple Gaussian smoothing and interpolation. This smoothing is applicable to any continuous, discrete, or structured domain as long as expressive generative models of $P(\mathbf{x})$ are available. That said, for almost all reasonable loss functions H (e.g., softmax cross entropy and squared error), (7) is minimized when $f_{t+1} = f_t$, which is not ideal, especially when f_t is far from f^* . On the other hand, empirical risk (5) anchors the problem in real labeled examples that are provided as ground truth.

GAL aims to combine the benefits of (5) and (7) via:

$$R_t(f_{t+1}) = \frac{\lambda}{N} \sum_{i=1}^N H(y_i, f_{t+1}(\mathbf{x}_i)) + (1 - \lambda) \mathbb{E}_{\mathbf{x} \sim g(\mathbf{x})} \mathbb{E}_{y \sim f_t(\mathbf{x})} H(y, f_{t+1}(\mathbf{x})) \quad (8)$$

In this formulation, if f_t represents the minimizer of empirical risk (5), then $f_{t+1} = f_t$ is the minimizer of (8) too. However, one does not seek the global minimizer of empirical risk, but rather the best performance on heldout data. If f_t is obtained by stochastic gradient descent on any risk function, but early stopped according to empirical risk on a heldout set, then using such f_t in (8) to define $R_t(f_{t+1})$ promotes the selection of a mapping f_{t+1} that minimizes empirical risk while staying close to the best performing mapping so far (i.e., f_t). This formulation motivates self-training and GAL as regularizers in the functional space and explains why they can conceivably work.

How about class-conditional generative models? One can also factorize the joint distribution $P(\mathbf{x}, y)$ as $P(y)P(\mathbf{x} | y)$ and accordingly utilize a class-conditional generative model $g(\mathbf{x} | y)$ to derive the following expected risk formulation:

$$R(f) = \mathbb{E}_{y \sim P(y)} \mathbb{E}_{\mathbf{x} \sim g(\mathbf{x} | y)} H(y, f(\mathbf{x})) . \quad (9)$$

In this setting pseudo labeling is not needed as synthetic data is already labeled. One can show that the optimal classifier f_g^* that minimizes (9) for cross entropy loss is given by,

$$f_g^*(y | \mathbf{x}) = g(\mathbf{x} | y) P(y) / \sum_{y'} g(\mathbf{x} | y') P(y') , \quad (10)$$

that is turning the class-conditional generative model into a classifier by using the Bayes rule yields the optimal solution.

Provided that the accuracy of generative classifiers on natural image and text classification is far behind their discriminate counterparts [e.g., 68], we think substituting (9) into (8) is not a good idea. Essentially, by substituting (9) into the classification objective, one is regularizing f to remain close to f_g^* , which is not an effective strategy if f_g^* is not competitive. This argument corroborates the evidence from our ablation studies and recent work showing that using class-conditional generative models to augment supervised learning does not provide big gains [68].

4.2 Unconditional Domain-Specific Generative Models of Text, Tables, and Images

Text. Many NLP tasks have a relatively small labeled dataset [84, 83]. While self-supervised pretraining, followed by supervised fine-tuning [26, 54, 22, 51] has become the prominent approach to NLP, previous work has also investigated different data augmentation methods to increase the size of the training datasets. In summary, existing approaches to data augmentation for NLP include lexicon replacement, sentence retrieval, and round-trip machine translation [85, 98, 45, 90, 52, 88, 2, 28, 75]. By contrast, we propose the use of unconditional autoregressive LMs for data augmentation. This is simple, flexible, and powerful. We take a pretrained GPT-2 language model [64] and fine-tune it

Model	MNLI	CoLA	SST-2	MRPC	STS-B	QQP	QNLI	RTE	Avg
RoBERTa base	87.7	63.6	94.8	90.1	90.8	91.5	92.6	78.8	86.2
+ GAL (iter 1)	87.9	65.1	95.3	91.7	91.4	91.8	93.1	81.4	87.2
+ GAL (iter 2)	88.0	65.2	95.3	92.2	91.5	91.7	93.2	82.4	87.4
+ GAL (iter 3)	87.9	65.5	95.3	92.2	91.7	91.7	93.2	82.0	87.4
RoBERTa base + self-distillation	88.1	63.7	95.2	90.3	90.4	91.5	93.1	79.7	86.5

Table 1: RoBERTa base and GAL self-training results on GLUE dev sets, averaged across 5 independent runs.

separately on each dataset of interest after removing class labels. We find that training from scratch on these datasets is hopeless, but the larger the pretrained GPT-2 variant, the better the validation perplexity scores are. For tasks modeling a relationship between multiple sentences, we concatenate a separator token “[SEP]” between consecutive sentences. Once a fine-tuned GPT-2 model is obtained, we generate task-specific synthetic data up to $40\times$ larger than the original training sets. For some samples of generated text for GLUE see Table B.1 to B.6. We believe using bigger LMs and larger synthetic datasets will improve our results, but we are constrained by compute resources.

Tabular data. Features from tabular tasks are often in a well-structured format, *i.e.*, each data point comprises a fixed number of attributes as in Table C.2. This property impedes the acquisition of task-specific unlabeled data, *i.e.*, most augmentation techniques such as round-trip translation and retrieval are hardly applicable. To enable generative modeling on tabular data, we convert each data point (*i.e.*, row from the table) into a sentence by concatenating all of its attributes. This reformatting enables the use of GPT-2 fine-tuning similar to text, and surprisingly GPT-2 samples are very effective.

Images. To investigate the applicability of GAL to vision problems, we adopt two unconditional generative models that are trained from scratch on images from CIFAR-10 and Fashion MNIST datasets. This enables us to study the effectiveness of GAL when large pretrained generative models are not available. As the generative model, we use the Noise Conditional Score-matching Network (NCSN) of [78], which generates high fidelity images. Our preliminary experiments suggest that NCSN is both more efficient and effective than autoregressive image models. We use a pretrained NCSN for CIFAR-10, provided by the authors’ github repo, and train a new NCSN model on Fashion MNIST. A few samples along with their corresponding pseudo labels are shown in Figures B.1-B.2.

5 Experiments

We assess the effectiveness of GAL on NLP, tabular, and vision tasks. For NLP tasks, we present the results for self-training and KD, but for tabular and vision tasks, we focus on self-training.

5.1 NLP Self-Training Experiments on GLUE

We use the GLUE benchmark [84] for our NLP experiments; see Appendix C for benchmark details and Appendix D for the details of synthetic text generation. Our synthetic unlabeled dataset U includes $40\times$ as many examples as the original dataset for each task in the GLUE benchmark.

We fine-tune pretrained RoBERTa models provided by fairseq [61] on each GLUE task. Fine-tuned RoBERTa serves as the first teacher model for self-training. Each student model is initialized with the original pretrained RoBERTa and fine-tuned with exactly the same hyper-parameters as suggested by fairseq [61]. We combine the labeled dataset L and the synthetic dataset U with a ratio of 1:1, by oversampling labeled data. This corresponds to $\lambda = 0.5$ in Eq. (8).

Table 1 shows that GAL provides an average improvement of +1.3% over RoBERTa-base. We see consistent improvements with more GAL iterations, but performance saturates after three iterations. We further compare our approach with a self-distillation [31] baseline, in which the teacher and student models use the same architecture and transfer knowledge via the original labeled training set. Although self-distillation provides a slight improvement, the gains from GAL are more significant.

We delve deeper and combine GAL self-training with RoBERTa-large and report test results for both single and ensemble of 10 models in Table 2. We report consistent gains coming from GAL, with the improvement in the ensemble setting being smaller. We believe this is partly due to the reuse of unlabeled data for different members of the ensemble, which deserves further investigation. Our results underperform the latest and biggest LMs from the GLUE leaderboard, but we are optimistic that GAL can be effectively combined with enormous LMs to provide additional gains.

Model	MNLI	CoLA	SST-2	MRPC	STS-B	QQP	QNLI	RTE	Avg
<i>Individual Models (our implementation):</i>									
RoBERTa-large	90.1/89.7	63.8	96.1	91.2/88.3	90.9/90.7	72.5/89.6	94.5	85.9	86.5
RoBERTa-large + GAL	90.2/89.8	66.2	96.4	92.0/89.2	90.7/90.5	73.6/89.9	95.0	86.3	87.1
<i>Ensemble Models (our implementation):</i>									
RoBERTa-large	91.2/90.5	66.8	96.9	92.8/90.3	91.9/91.6	74.5/90.4	95.5	87.7	87.9
RoBERTa-large + GAL	91.0/90.7	67.9	97.1	93.1/90.8	91.6/91.4	74.5/90.4	95.8	88.2	88.2
<i>State-of-the-art:</i>									
RoBERTa-large [54]	90.8/90.2	67.8	96.7	92.3/89.8	92.2/91.9	74.3/90.3	95.4	88.2	88.0
ELECTRA [22]	91.3/90.8	71.7	97.1	93.1/90.7	92.9/92.5	75.6/90.8	95.8	89.8	89.2
T5 [65]	92.2/91.9	71.6	97.5	92.8/90.4	93.1/92.8	75.1/90.6	96.9	92.8	89.8
ERNIE [80]	91.9/91.4	74.4	97.8	93.9/91.8	93.0/92.6	75.2/90.9	97.3	92.0	90.2
DeBERTa [35]	91.9/91.6	71.5	97.5	94.0/92.0	92.9/92.6	76.2/90.8	99.2	93.2	90.3

Table 2: RoBERTa-large with GAL self-training and SOTA methods evaluated on GLUE test sets. Single model results are obtained by average the results of top-5 models out of 30 runs selected based on dev accuracy. Ensemble models comprise the top-10 models out of the 30 runs selected based on dev accuracy.

Model	MNLI	CoLA	SST-2	MRPC	STS-B	QQP	QNLI	RTE	Avg
<i>Previous work:</i>									
BERT-Theseus [94]	82.4/82.1	47.8	92.2	87.6/83.2	85.6/84.1	71.6/89.3	89.6	66.2	78.6
BERT-PKD [79]	81.5/81.0	-	92.0	85.0/79.9	-	70.7/88.9	89.0	65.5	-
tinyBERT [40]	84.6/83.2	51.1	93.1	87.3/82.6	85.0/83.7	71.6/89.1	90.4	70.0	79.8
tinyRoBERTa [67]	86.2/85.6	58.6	95.1	91.2/88.1	88.5/88.4	73.0/89.7	92.4	76.6	83.5
<i>Our results:</i>									
DistilRoBERTa	83.8/83.4	55.9	93.2	87.4/83.1	87.5/87.5	71.7/89.1	90.6	73.3	81.2
DistilRoBERTa + KD	84.7/84.5	54.9	94.1	88.0/84.4	87.4/86.6	72.1/89.2	91.6	73.8	81.6
DistilRoBERTa + GAL	87.4/86.5	60.0	95.3	91.9/89.2	90.0/89.6	73.3/90.0	92.7	81.8	84.8

Table 3: GLUE test results for individual 6-layer transformers. We achieve a new state-of-the-art, outperforming existing approaches to knowledge distillation. MNLI comprises MNLI-m and MNLI-mm (m/mm).

5.2 State-of-the-art Results for Knowledge Distillation on GLUE

The goal of knowledge distillation (KD) [10, 39] is to distill the knowledge of a powerful teacher model into a compact student model with as little loss in performance as possible. This can help with model compression [40, 79] and multi-task learning [53, 21]. It is known that KD on fresh data, unseen during training, performs better [10, 19] than KD on original training data. Accordingly, we investigate the effectiveness of knowledge distillation using generated unlabeled data through GAL.

We use the HuggingFace implementation [89] for KD experiments on NLP and adopt a standard experimental setup consistent with previous work [79, 94]. Following [67], fine-tuned RoBERTa-large (24-layer transformer) represents the teacher and a DistilRoBERTa (6-layer transformer) [72] is used as the student. Similar to self-training, we train the student model on U and L , where U is annotated by an ensemble of 10 models, achieving a score of 87.9. We then mix U and L with a ratio of 4:1, which is equivalent to $\lambda = 0.2$. This ratio works best on the dev set.

Table 3 shows the results of individual 6-layer transformers on the GLUE test set. All of the baselines use an identical student architecture. GAL achieves the best entry on the GLUE leaderboard, marking a new state-of-the-art for KD on NLP. It outperforms strong KD baselines such as DistilRoBERTa [72], BERT-PKD [79], BERT-Theseus [94], tinyBERT [40] and tinyRoBERTa [67]. It also outperforms our own DistilRoBERTa+KD baseline, which learns from soft labels produced by an identical RoBERTa-large ensemble on the original labeled dataset. While the use of soft labels outperform the vanilla fine-tuned DistilRoBERTa model, it significantly underperforms our KD+GAL baseline.

5.3 Ablating Components of GAL on NLP Tasks

We conduct an in-depth study of different components of GAL. Unless stated otherwise, we use a RoBERTa-base model with a combination of the original training data and 40 \times synthetic data for each experiment.

Soft v.s. hard pseudo label. We investigate the use of soft and hard pseudo labels within the GAL framework for NLP. The results in Table 4 suggest that GAL using soft pseudo labels is more effective than hard labels on the GLUE benchmark. This finding is compatible with the intuition that soft labels enable measuring the functional similarity of neural networks better [39].

Pseudo-label	SST-2	RTE	MRPC	CoLA
hard	95.0	80.7	90.8	63.0
soft	95.3	81.4	91.7	65.1

Table 4: GAL with soft v.s. hard pseudo labels on GLUE dev sets.

Class-conditional synthetic data generation. Previous work [49, 68] suggests that it is challenging to utilize synthetic data from class-conditional generative models to boost the accuracy of text and image classifiers. Our theory in Section 4.1 points to the potential drawback of class-conditional synthetic data. We empirically study this phenomenon, by fine-tuning GPT-2 in a class-conditional manner. Table 5 shows that not only class-conditional LMs underperform unconditional LMs in our GAL framework, but also they are much worse than the baseline.

Source of synthetic data	SST-2	RTE	MRPC	CoLA
No synthetic data (baseline)	94.8	78.8	90.1	63.6
Class-conditional LM	92.9	74.4	86.0	58.4
Unconditional LM (GAL)	95.3	81.4	91.7	65.1

Table 5: Synthetic data from class-conditional LMs underperforms GAL and RoBERTa base on GLUE dev sets.

GPT-2 model size. Radford et al. [64] present a few variants of the GPT-2 model including *GPT-2*, *GPT-2-medium*, *GPT-2-large*, and *GPT-2-XL*. Larger GPT-2 models yield better perplexity scores and higher generation quality. We utilize these models except GPT-2-XL within the GAL framework to study the impact of the generative model’s quality on downstream task’s performance. Table 6 shows that SST-2 and RTE datasets are not sensitive to the capacity of the GPT-2 model, but higher quality synthetic text improves the results on MRPC and CoLA datasets. We leave investigation of GPT-2-XL and even larger language models such as GPT-3 [9] to future work.

GPT-2	SST-2	RTE	MRPC	CoLA
small	95.5	81.3	90.9	63.9
medium	95.3	81.3	91.3	63.7
large	95.3	81.4	91.7	65.1

Table 6: GAL with various GPT-2 model sizes on GLUE dev sets.

Quality of synthetic dataset. An effective generative model of text should learn the word preferences and genre associated with a given corpus, but still produce novel sentences. In order to study the characteristics of our synthetic datasets, Table 7 reports the number of unique n-grams in the training and synthetic datasets, as well as the number of unique n-grams shared between them. The high degree of overlap on uni-grams suggests that the fine-tuned GPT-2-large is somewhat domain-specific. Meanwhile, the large number of unique n-grams in the synthetic dataset suggests that many novel word combinations are generated, which is helpful for GAL.

	SST-2	QNLI	RTE	MRPC	CoLA
1-gram	(15k, 33k, 11k)	(89k, 231k, 55k)	(18k, 34k, 13k)	(15k, 27k, 10k)	(6k, 6k, 4k)
3-gram	(107k, 2M, 38k)	(2M, 10M, 513k)	(120k, 750k, 30k)	(105k, 562k, 27k)	(39k, 198k, 14k)
5-gram	(109k, 4M, 9k)	(2M, 25M, 146k)	(130k, 1M, 4k)	(120k, 1M, 7k)	(35k, 389k, 5k)

Table 7: For each dataset we report the number of unique n-grams in (the original dataset, the synthetic dataset, shared between the two).

5.4 Tabular Tasks

We assess the effectiveness of GAL self-training on four tabular tasks, namely connect-4 [11], Drug Review [33], Drybean [46] and Spambase [29]. The details of these tasks can be found in Appendix C. We follow the same protocol as NLP tasks and generate 40× unlabeled data from a fine-tuned GPT-2-large. Table 8 shows that GAL achieves sizable gains on these tasks even though neither RoBERTa nor GPT-2 are optimized for tabular tasks. XGBoost [17], a strong supervised baseline for tabular tasks underperforms RoBERTa+GAL on connect-4 and Drug Review. It is worth noting that since inputs of Drug Review contain free form text, we convert them into numeric values through the max-pooled representation of the last hidden states of RoBERTa base. XGBoost outperforms RoBERTa on Drybean and Spambase, but it is important to note that these two datasets include

Model	connect-4	Drug Review	Drybean	Spambase
XGBoost	86.0	80.1	92.1	96.7
RoBERTa base	85.0	84.6	85.0	87.7
+ GAL (iter 1)	87.0	85.7	85.8	89.0
+ GAL (iter 2)	87.5	85.8	86.0	88.8
+ GAL (iter 3)	87.3	85.6	85.9	89.3

Table 8: RoBERTa-base and GAL results on the connect-4 and Drug Review datasets from the UCI repository.

floating point attributes, which we simply tokenize using BPE [74] into subwords. Nevertheless, GAL is capable of bridging the gap between transformers and XGBoost. We believe GAL can be successfully combined with XGBoost, but we leave this to future work, since the XGBoost library does not easily accommodate soft labels.

5.5 Image Classification Tasks

We assess the effectiveness of GAL on CIFAR-10 [47] and Fashion MNIST [91]. We adopt the NCSN model of [78] as the task-specific generative model. We use the CIFAR-10 model provided by the authors and train a model on Fashion MNIST using the same configuration as CIFAR-10. We select the model checkpoint resulting in the best FID score vs. training set [38] based on 1000 samples. We then use the NCSN models to generate up to $10\times$ synthetic unlabeled data, *i.e.*, 500K for CIFAR-10 and 600K for Fashion MNIST. See Appendix B for representative samples.

We adopt FixMatch [77] to conduct semi-supervised learning on vision tasks, since FixMatch has shown promising results on CIFAR-10. Specifically, we train a classifier on mini-batches of intertwined labeled and unlabeled data (synthetic). In each iteration, we obtain pseudo-labels for the unlabeled data, but filter unlabeled examples based on classifier’s confidence, *i.e.*, examples are kept on which the largest class probability exceeds τ . Weak augmentation is used to define pseudo labels, but strong augmentations are used to obtain student model’s predictions. We randomly sample from the strong augmentations list defined in RandAugment [24]. We only apply strong augmentations to the synthetic samples and not the original labeled data to ensure a fair comparison with the baseline.

We conduct experiments on three different convolutional neural network architectures: VGG19 [76], WideResnet28-10 [99], and ResNet110 [34]. For the full list of hyperparameters and other implementation details, please refer to Appendix E. Each classifier is trained for 200 epochs and 3 synthetic datasets of size $(1\times, 5\times, 10\times)$ of the training dataset are used.

Model	VGG19	ResNet110	WRN28-10
# params	1.74M	20.11M	36.48M
Baseline	6.62	5.85	3.87
GAL $1\times$	5.97	5.13	3.75
GAL $5\times$	5.80	5.11	3.25
GAL $10\times$	5.65	5.10	3.23

Table 9 shows that GAL achieves an average error reduction of 0.78% over the baseline on CIFAR-10 across the 3 architectures tested. Further, it appears that the larger the synthetic dataset size, the better the performance of GAL is. We note that the reported results

are the average of 3 independent runs. Similarly on Fashion MNIST, we witness consistent gains across all architectures. Fashion MNIST results are included in Appendix F. Our image classification experiments confirm that even when the generative model of GAL is not pretrained on open domain data and solely trained on the dataset at hand, GAL can offer significant improvements.

Table 9: Classification error rates on CIFAR-10 test set with varying amounts of synthetic data for three different model architectures. Reported results are the average of 3 independent runs.

6 Conclusion

We present Generate, Annotate, and Learn (GAL): a framework for self-training and knowledge distillation with generated unlabeled data. We motivate GAL from an expected risk minimization perspective and demonstrate both theoretically and empirically that the use of unconditional generative models for synthetic data generation is more effective than class-conditional generative models, previously used in the literature. GAL leverages advances in deep generative models to help supervised learning and can have implications for learning from limited labeled data. GAL works surprisingly well on NLP, tabular, and vision tasks, and helps improve knowledge distillation. We hope that GAL will stimulate new research on the evaluation and development of deep generative models.

Limitations and impact. We have found the fine-tuned GPT-2 can produce some fakes news and offensive sentences. Thus, it is possible that the use of offensive synthetic data will infuse certain biases into the supervised model. In addition, the generated data may reveal some of the training data used for pretraining the language model, which can create the risk of leaking personally identifiable data. On the other hand, self-training can enhance generalization and robustness of models trained with GAL.

References

- [1] A. Agrawala. Learning with a probabilistic teacher. *IEEE Transactions on Information Theory*, 16(4):373–379, 1970.
- [2] Chris Alberti, Daniel Andor, Emily Pitler, Jacob Devlin, and Michael Collins. Synthetic qa corpora generation with roundtrip consistency. In *Proceedings of the 57th Annual Meeting of the Association for Computational Linguistics*, pages 6168–6173, 2019.
- [3] Antreas Antoniou, Amos Storkey, and Harrison Edwards. Data augmentation generative adversarial networks. *arXiv:1711.04340*, 2017.
- [4] David Berthelot, Nicholas Carlini, Ekin D Cubuk, Alex Kurakin, Kihyuk Sohn, Han Zhang, and Colin Raffel. Remixmatch: Semi-supervised learning with distribution alignment and augmentation anchoring. *arXiv:1911.09785*, 2019.
- [5] David Berthelot, Nicholas Carlini, Ian Goodfellow, Nicolas Papernot, Avital Oliver, and Colin A Raffel. Mixmatch: A holistic approach to semi-supervised learning. *Advances in Neural Information Processing Systems*, pages 5049–5059, 2019.
- [6] Christopher Bowles, Liang Chen, Ricardo Guerrero, Paul Bentley, Roger Gunn, Alexander Hammers, David Alexander Dickie, Maria Valdés Hernández, Joanna Wardlaw, and Daniel Rueckert. Gan augmentation: Augmenting training data using generative adversarial networks. *arXiv:1810.10863*, 2018.
- [7] Andrew Brock, Jeff Donahue, and Karen Simonyan. Large scale GAN training for high fidelity natural image synthesis. In *International Conference on Learning Representations*, 2019.
- [8] TB Brown, B Mann, N Ryder, M Subbiah, J Kaplan, P Dhariwal, A Neelakantan, P Shyam, G Sastry, A Askell, et al. Language models are few-shot learners. *arXiv:2005.14165*, 4, 2020.
- [9] Tom B Brown, Benjamin Mann, Nick Ryder, Melanie Subbiah, Jared Kaplan, Prafulla Dhariwal, Arvind Neelakantan, Pranav Shyam, Girish Sastry, Amanda Askell, et al. Language models are few-shot learners. *arXiv:2005.14165*, 2020.
- [10] Cristian Buciluă, Rich Caruana, and Alexandru Niculescu-Mizil. Model compression. *Proceedings of the 12th ACM SIGKDD international conference on Knowledge discovery and data mining*, pages 535–541, 2006.
- [11] Ariel N Burton and Paul HJ Kelly. Performance prediction of paging workloads using lightweight tracing. *Future Generation Computer Systems*, 22(7):784–793, 2006.
- [12] Yair Carmon, Aditi Raghunathan, Ludwig Schmidt, John C Duchi, and Percy S Liang. In H. Wallach, H. Larochelle, A. Beygelzimer, F. d’Alché-Buc, E. Fox, and R. Garnett, editors, *Advances in Neural Information Processing Systems*, volume 32, pages 11192–11203. Curran Associates, Inc., 2019.
- [13] Yair Carmon, Aditi Raghunathan, Ludwig Schmidt, Percy Liang, and John C Duchi. Unlabeled data improves adversarial robustness. *arXiv:1905.13736*, 2019.
- [14] Olivier Chapelle, Bernhard Scholkopf, and Alexander Zien. *Semi-Supervised Learning*. MIT, 2009.
- [15] Olivier Chapelle, Jason Weston, Léon Bottou, and Vladimir Vapnik. Vicinal risk minimization. *Advances in neural information processing systems*, 2001.

- [16] Mark Chen, Alec Radford, Rewon Child, Jeffrey Wu, Heewoo Jun, David Luan, and Ilya Sutskever. Generative pretraining from pixels. *ICML*, 2020.
- [17] Tianqi Chen and Carlos Guestrin. Xgboost: A scalable tree boosting system. *Proceedings of the 22nd acm sigkdd international conference on knowledge discovery and data mining*, pages 785–794, 2016.
- [18] Ting Chen, Simon Kornblith, Mohammad Norouzi, and Geoffrey Hinton. A simple framework for contrastive learning of visual representations. *International conference on machine learning*, pages 1597–1607, 2020.
- [19] Ting Chen, Simon Kornblith, Kevin Swersky, Mohammad Norouzi, and Geoffrey Hinton. Big self-supervised models are strong semi-supervised learners. *NeurIPS*, 2020.
- [20] Yining Chen, Colin Wei, Ananya Kumar, and Tengyu Ma. Self-training avoids using spurious features under domain shift. In Hugo Larochelle, Marc’Aurelio Ranzato, Raia Hadsell, Maria-Florina Balcan, and Hsuan-Tien Lin, editors, *Advances in Neural Information Processing Systems 33: Annual Conference on Neural Information Processing Systems 2020, NeurIPS 2020, December 6-12, 2020, virtual*, 2020.
- [21] Kevin Clark, Minh-Thang Luong, Urvashi Khandelwal, Christopher D Manning, and Quoc Le. Bam! born-again multi-task networks for natural language understanding. *Proceedings of the 57th Annual Meeting of the Association for Computational Linguistics*, pages 5931–5937, 2019.
- [22] Kevin Clark, Minh-Thang Luong, Quoc V. Le, and Christopher D. Manning. Electra: Pre-training text encoders as discriminators rather than generators. *International Conference on Learning Representations*, 2020.
- [23] David B Cooper and John H Freeman. On the asymptotic improvement in the out-come of supervised learning provided by additional nonsupervised learning. *IEEE Transactions on Computers*, 1970.
- [24] Ekin D Cubuk, Barret Zoph, Jonathon Shlens, and Quoc V Le. Randaugment: Practical automated data augmentation with a reduced search space. *Proceedings of the IEEE/CVF Conference on Computer Vision and Pattern Recognition Workshops*, pages 702–703, 2020.
- [25] Zihang Dai, Zhilin Yang, Fan Yang, William W Cohen, and Ruslan Salakhutdinov. Good semi-supervised learning that requires a bad gan. *arXiv preprint arXiv:1705.09783*, 2017.
- [26] Jacob Devlin, Ming-Wei Chang, Kenton Lee, and Kristina Toutanova. Bert: Pre-training of deep bidirectional transformers for language understanding. *Proceedings of the 2019 Conference of the North American Chapter of the Association for Computational Linguistics: Human Language Technologies, Volume 1 (Long and Short Papers)*, pages 4171–4186, 2019.
- [27] Brian Dolhansky, Russ Howes, Ben Pfau, Nicole Baram, and Cristian Canton Ferrer. The deepfake detection challenge (dfdc) preview dataset. *arXiv:1910.08854*, 2019.
- [28] Jingfei Du, Edouard Grave, Beliz Gunel, Vishrav Chaudhary, Onur Celebi, Michael Auli, Ves Stoyanov, and Alexis Conneau. Self-training improves pre-training for natural language understanding. *arXiv:2010.02194*, 2020.
- [29] Dheeru Dua and Casey Graff. UCI machine learning repository, 2017.
- [30] S Fralick. Learning to recognize patterns without a teacher. *IEEE Transactions on Information Theory*, 1967.
- [31] Tommaso Furlanello, Zachary Lipton, Michael Tschannen, Laurent Itti, and Anima Anandkumar. Born again neural networks. *International Conference on Machine Learning*, pages 1607–1616, 2018.
- [32] Tianyu Gao, Adam Fisch, and Danqi Chen. Making pre-trained language models better few-shot learners. *arXiv:2012.15723*, 2020.

- [33] Felix Gräßer, Surya Kallumadi, Hagen Malberg, and Sebastian Zaunseder. Aspect-based sentiment analysis of drug reviews applying cross-domain and cross-data learning. *Proceedings of the 2018 International Conference on Digital Health*, pages 121–125, 2018.
- [34] Kaiming He, Xiangyu Zhang, Shaoqing Ren, and Jian Sun. Deep residual learning for image recognition. *Proceedings of the IEEE conference on computer vision and pattern recognition*, pages 770–778, 2016.
- [35] Pengcheng He, Xiaodong Liu, Jianfeng Gao, and Weizhu Chen. Deberta: Decoding-enhanced bert with disentangled attention. *arXiv:2006.03654*, 2020.
- [36] Dan Hendrycks and Kevin Gimpel. A baseline for detecting misclassified and out-of-distribution examples in neural networks. *ICLR*, 2016.
- [37] Danny Hernandez, Jared Kaplan, Tom Henighan, and Sam McCandlish. Scaling laws for transfer, 2021.
- [38] Martin Heusel, Hubert Ramsauer, Thomas Unterthiner, Bernhard Nessler, and Sepp Hochreiter. GANs trained by a two time-scale update rule converge to a local nash equilibrium. *Advances in neural information processing systems*, pages 6626–6637, 2017.
- [39] Geoffrey Hinton, Oriol Vinyals, and Jeff Dean. Distilling the knowledge in a neural network. *arXiv:1503.02531*, 2015.
- [40] Xiaoqi Jiao, Yichun Yin, Lifeng Shang, Xin Jiang, Xiao Chen, Linlin Li, Fang Wang, and Qun Liu. Tinybert: Distilling bert for natural language understanding. *arXiv:1909.10351*, 2019.
- [41] Tero Karras, Timo Aila, Samuli Laine, and Jaakko Lehtinen. Progressive growing of gans for improved quality, stability, and variation. *arXiv:1710.10196*, 2017.
- [42] Tero Karras, Samuli Laine, and Timo Aila. A style-based generator architecture for generative adversarial networks. *Proceedings of the IEEE conference on computer vision and pattern recognition*, pages 4401–4410, 2019.
- [43] Tero Karras, Samuli Laine, Miika Aittala, Janne Hellsten, Jaakko Lehtinen, and Timo Aila. Analyzing and improving the image quality of stylegan. *Proceedings of the IEEE/CVF Conference on Computer Vision and Pattern Recognition*, pages 8110–8119, 2020.
- [44] Diederik P Kingma, Shakir Mohamed, Danilo Jimenez Rezende, and Max Welling. Semi-supervised learning with deep generative models. *Advances in neural information processing systems*, pages 3581–3589, 2014.
- [45] Sosuke Kobayashi. Contextual augmentation: Data augmentation by words with paradigmatic relations. In *Proceedings of the 2018 Conference of the North American Chapter of the Association for Computational Linguistics: Human Language Technologies, Volume 2 (Short Papers)*, pages 452–457, New Orleans, Louisiana, June 2018. Association for Computational Linguistics.
- [46] Murat Koklu and Ilker Ali Ozkan. Multiclass classification of dry beans using computer vision and machine learning techniques. *Computers and Electronics in Agriculture*, 174:105507, 2020.
- [47] Alex Krizhevsky and Geoffrey Hinton. Learning multiple layers of features from tiny images. 2009.
- [48] Ananya Kumar, Tengyu Ma, and Percy Liang. Understanding self-training for gradual domain adaptation. In Hal Daumé III and Aarti Singh, editors, *Proceedings of the 37th International Conference on Machine Learning*, volume 119 of *Proceedings of Machine Learning Research*, pages 5468–5479. PMLR, 13–18 Jul 2020.
- [49] Varun Kumar, Ashutosh Choudhary, and Eunah Cho. Data augmentation using pre-trained transformer models. *arXiv:2003.02245*, 2020.
- [50] Dong-Hyun Lee et al. Pseudo-label: The simple and efficient semi-supervised learning method for deep neural networks. *Workshop on challenges in representation learning, ICML*, 2013.

- [51] Mike Lewis, Yinhan Liu, Naman Goyal, Marjan Ghazvininejad, Abdelrahman Mohamed, Omer Levy, Ves Stoyanov, and Luke Zettlemoyer. Bart: Denoising sequence-to-sequence pre-training for natural language generation, translation, and comprehension. *arXiv:1910.13461*, 2019.
- [52] Jared Lichtarge, Chris Alberti, Shankar Kumar, Noam Shazeer, Niki Parmar, and Simon Tong. Corpora generation for grammatical error correction. *arXiv:1904.05780*, 2019.
- [53] Xiaodong Liu, Pengcheng He, Weizhu Chen, and Jianfeng Gao. Improving multi-task deep neural networks via knowledge distillation for natural language understanding. *arXiv:1904.09482*, 2019.
- [54] Yinhan Liu, Myle Ott, Naman Goyal, Jingfei Du, Mandar Joshi, Danqi Chen, Omer Levy, Mike Lewis, Luke Zettlemoyer, and Veselin Stoyanov. Roberta: A robustly optimized bert pretraining approach. *arXiv:1907.11692*, 2019.
- [55] David McClosky, Eugene Charniak, and Mark Johnson. Effective self-training for parsing. *Proceedings of the Human Language Technology Conference of the NAACL, Main Conference*, pages 152–159, 2006.
- [56] Geoffrey J McLachlan and S Ganesalingam. Updating a discriminant function on the basis of unclassified data. *Communications in Statistics-Simulation and Computation*, 1982.
- [57] Hossein Mobahi, Mehrdad Farajtabar, and Peter L. Bartlett. Self-distillation amplifies regularization in hilbert space. In Hugo Larochelle, Marc’Aurelio Ranzato, Raia Hadsell, Maria-Florina Balcan, and Hsuan-Tien Lin, editors, *Advances in Neural Information Processing Systems 33: Annual Conference on Neural Information Processing Systems 2020, NeurIPS 2020, December 6-12, 2020, virtual*, 2020.
- [58] Sajad Norouzi, David J Fleet, and Mohammad Norouzi. Exemplar vaes for exemplar based generation and data augmentation. *arXiv:2004.04795*, 2020.
- [59] Augustus Odena. Semi-supervised learning with generative adversarial networks. *arXiv preprint arXiv:1606.01583*, 2016.
- [60] Avital Oliver, Augustus Odena, Colin Raffel, Ekin D Cubuk, and Ian J Goodfellow. Realistic evaluation of deep semi-supervised learning algorithms. *NeurIPS*, 2018.
- [61] Myle Ott, Sergey Edunov, Alexei Baevski, Angela Fan, Sam Gross, Nathan Ng, David Grangier, and Michael Auli. fairseq: A fast, extensible toolkit for sequence modeling. *Proceedings of the 2019 Conference of the North American Chapter of the Association for Computational Linguistics (Demonstrations)*, pages 48–53, 2019.
- [62] Samet Oymak and Talha Cihad Gulcu. Statistical and algorithmic insights for semi-supervised learning with self-training. *CoRR*, abs/2006.11006, 2020.
- [63] Matthew Peters, Mark Neumann, Mohit Iyyer, Matt Gardner, Christopher Clark, Kenton Lee, and Luke Zettlemoyer. Deep contextualized word representations. *Proceedings of the 2018 Conference of the North American Chapter of the Association for Computational Linguistics: Human Language Technologies, Volume 1 (Long Papers)*, pages 2227–2237, 2018.
- [64] Alec Radford, Jeffrey Wu, Rewon Child, David Luan, Dario Amodei, and Ilya Sutskever. Language models are unsupervised multitask learners. 2019.
- [65] Colin Raffel, Noam Shazeer, Adam Roberts, Katherine Lee, Sharan Narang, Michael Matena, Yanqi Zhou, Wei Li, and Peter J Liu. Exploring the limits of transfer learning with a unified text-to-text transformer. *Journal of Machine Learning Research*, 21:1–67, 2020.
- [66] Aditi Raghunathan, Sang Michael Xie, Fanny Yang, John Duchi, and Percy Liang. Understanding and mitigating the tradeoff between robustness and accuracy. In Hal Daumé III and Aarti Singh, editors, *Proceedings of the 37th International Conference on Machine Learning*, volume 119 of *Proceedings of Machine Learning Research*, pages 7909–7919. PMLR, 13–18 Jul 2020.

- [67] Ahmad Rashid, Vasileios Lioutas, and Mehdi Rezagholizadeh. Mate-kd: Masked adversarial text, a companion to knowledge distillation. *arXiv preprint arXiv:2105.05912*, 2021.
- [68] Suman Ravuri and Oriol Vinyals. Classification accuracy score for conditional generative models. *Advances in Neural Information Processing Systems*, pages 12268–12279, 2019.
- [69] Ellen Riloff. Automatically generating extraction patterns from untagged text. *Proceedings of the national conference on artificial intelligence*, pages 1044–1049, 1996.
- [70] Chuck Rosenberg, Martial Hebert, and Henry Schneiderman. Semi-supervised self-training of object detection models. *Applications of Computer Vision and the IEEE Workshop on Motion and Video Computing, IEEE Workshop on*, 1:29–36, 2005.
- [71] Tim Salimans, Ian Goodfellow, Wojciech Zaremba, Vicki Cheung, Alec Radford, and Xi Chen. Improved techniques for training gans. *Proceedings of the 30th International Conference on Neural Information Processing Systems*, pages 2234–2242, 2016.
- [72] Victor Sanh, Lysandre Debut, Julien Chaumond, and Thomas Wolf. Distilbert, a distilled version of bert: smaller, faster, cheaper and lighter. *ArXiv*, abs/1910.01108, 2019.
- [73] H Scudder. Probability of error of some adaptive pattern-recognition machines. *IEEE Transactions on Information Theory*, 1965.
- [74] Rico Sennrich, Barry Haddow, and Alexandra Birch. Neural machine translation of rare words with subword units. In *Proceedings of the 54th Annual Meeting of the Association for Computational Linguistics (Volume 1: Long Papers)*, pages 1715–1725, Berlin, Germany, August 2016. Association for Computational Linguistics.
- [75] Dinghan Shen, Mingzhi Zheng, Yelong Shen, Yanru Qu, and Weizhu Chen. A simple but tough-to-beat data augmentation approach for natural language understanding and generation. *arXiv preprint arXiv:2009.13818*, 2020.
- [76] Karen Simonyan and Andrew Zisserman. Very deep convolutional networks for large-scale image recognition. *arXiv:1409.1556*, 2014.
- [77] Kihyuk Sohn, David Berthelot, Chun-Liang Li, Zizhao Zhang, Nicholas Carlini, Ekin D Cubuk, Alex Kurakin, Han Zhang, and Colin Raffel. Fixmatch: Simplifying semi-supervised learning with consistency and confidence. *arXiv:2001.07685*, 2020.
- [78] Yang Song and Stefano Ermon. Generative modeling by estimating gradients of the data distribution. *Proceedings of the 33rd Annual Conference on Neural Information Processing Systems*, 2019.
- [79] Siqi Sun, Yu Cheng, Zhe Gan, and Jingjing Liu. Patient knowledge distillation for bert model compression. *Proceedings of the 2019 Conference on Empirical Methods in Natural Language Processing and the 9th International Joint Conference on Natural Language Processing (EMNLP-IJCNLP)*, pages 4314–4323, 2019.
- [80] Yu Sun, Shuohuan Wang, Yukun Li, Shikun Feng, Xuyi Chen, Han Zhang, Xin Tian, Danxiang Zhu, Hao Tian, and Hua Wu. Ernie: Enhanced representation through knowledge integration. *arXiv preprint arXiv:1904.09223*, 2019.
- [81] Jesper E Van Engelen and Holger H Hoos. A survey on semi-supervised learning. *Machine Learning*, 109(2):373–440, 2020.
- [82] Vladimir Vapnik. Principles of risk minimization for learning theory. *Advances in neural information processing systems*, 1992.
- [83] Alex Wang, Yada Pruksachatkun, Nikita Nangia, Amanpreet Singh, Julian Michael, Felix Hill, Omer Levy, and Samuel R Bowman. SuperGLUE: A stickier benchmark for general-purpose language understanding systems. *arXiv:1905.00537*, 2019.
- [84] Alex Wang, Amanpreet Singh, Julian Michael, Felix Hill, Omer Levy, and Samuel R. Bowman. GLUE: A multi-task benchmark and analysis platform for natural language understanding. *International Conference on Learning Representations*, 2019.

- [85] William Yang Wang and Diyi Yang. That’s so annoying!!!: A lexical and frame-semantic embedding based data augmentation approach to automatic categorization of annoying behaviors using#petpeeve tweets. *Proceedings of the 2015 conference on empirical methods in natural language processing*, pages 2557–2563, 2015.
- [86] Xiaojie Wang, Rui Zhang, Yu Sun, and Jianzhong Qi. Kdgan: Knowledge distillation with generative adversarial networks. *NeurIPS*, 2018.
- [87] Colin Wei, Kendrick Shen, Yining Chen, and Tengyu Ma. Theoretical analysis of self-training with deep networks on unlabeled data. In *International Conference on Learning Representations*, 2021.
- [88] Jason Wei and Kai Zou. Eda: Easy data augmentation techniques for boosting performance on text classification tasks. In *Proceedings of the 2019 Conference on Empirical Methods in Natural Language Processing and the 9th International Joint Conference on Natural Language Processing (EMNLP-IJCNLP)*, pages 6383–6389, 2019.
- [89] Thomas Wolf, Lysandre Debut, Victor Sanh, Julien Chaumond, Clement Delangue, Anthony Moi, Pierric Cistac, Tim Rault, Remi Louf, Morgan Funtowicz, Joe Davison, Sam Shleifer, Patrick von Platen, Clara Ma, Yacine Jernite, Julien Plu, Canwen Xu, Teven Le Scao, Sylvain Gugger, Mariama Drame, Quentin Lhoest, and Alexander Rush. Transformers: State-of-the-art natural language processing. *Proceedings of the 2020 Conference on Empirical Methods in Natural Language Processing: System Demonstrations*, pages 38–45, October 2020.
- [90] Xing Wu, Shangwen Lv, Liangjun Zang, Jizhong Han, and Songlin Hu. Conditional bert contextual augmentation. *International Conference on Computational Science*, pages 84–95, 2019.
- [91] Han Xiao, Kashif Rasul, and Roland Vollgraf. Fashion-mnist: a novel image dataset for benchmarking machine learning algorithms. *arXiv:1708.07747*, 2017.
- [92] Qizhe Xie, Zihang Dai, Eduard Hovy, Minh-Thang Luong, and Quoc V Le. Unsupervised data augmentation for consistency training. *arXiv preprint arXiv:1904.12848*, 2019.
- [93] Qizhe Xie, Minh-Thang Luong, Eduard Hovy, and Quoc V Le. Self-training with noisy student improves imagenet classification. *2020 IEEE/CVF Conference on Computer Vision and Pattern Recognition (CVPR)*, pages 10684–10695, 2020.
- [94] Canwen Xu, Wangchunshu Zhou, Tao Ge, Furu Wei, and Ming Zhou. Bert-of-theseus: Compressing bert by progressive module replacing. *Proceedings of the 2020 Conference on Empirical Methods in Natural Language Processing (EMNLP)*, pages 7859–7869, 2020.
- [95] I Zeki Yalniz, Hervé Jégou, Kan Chen, Manohar Paluri, and Dhruv Mahajan. Billion-scale semi-supervised learning for image classification. *arXiv:1905.00546*, 2019.
- [96] Yiben Yang, Chaitanya Malaviya, Jared Fernandez, Swabha Swayamdipta, Ronan Le Bras, Ji-Ping Wang, Chandra Bhagavatula, Yejin Choi, and Doug Downey. G-daug: Generative data augmentation for commonsense reasoning. *arXiv:2004.11546*, 2020.
- [97] David Yarowsky. Unsupervised word sense disambiguation rivaling supervised methods. *33rd annual meeting of the association for computational linguistics*, pages 189–196, 1995.
- [98] Adams Wei Yu, David Dohan, Minh-Thang Luong, Rui Zhao, Kai Chen, Mohammad Norouzi, and Quoc V Le. QANet: Combining local convolution with global self-attention for reading comprehension. *ICLR*, 2018.
- [99] Sergey Zagoruyko and Nikos Komodakis. Wide residual networks. In Edwin R. Hancock Richard C. Wilson and William A. P. Smith, editors, *Proceedings of the British Machine Vision Conference (BMVC)*, pages 87.1–87.12. BMVA Press, September 2016.
- [100] Rowan Zellers, Ari Holtzman, Hannah Rashkin, Yonatan Bisk, Ali Farhadi, Franziska Roesner, and Yejin Choi. Defending against neural fake news. *Advances in Neural Information Processing Systems*, 32:9054–9065, 2019.

- [101] Hongyi Zhang, Moustapha Cisse, Yann N Dauphin, and David Lopez-Paz. mixup: Beyond empirical risk minimization. *ICLR*, 2018.
- [102] Linfeng Zhang, Jiebo Song, Anni Gao, Jingwei Chen, Chenglong Bao, and Kaisheng Ma. Be your own teacher: Improve the performance of convolutional neural networks via self distillation. *Proceedings of the IEEE/CVF International Conference on Computer Vision*, pages 3713–3722, 2019.
- [103] Xiaofeng Zhang, Zhangyang Wang, Dong Liu, and Qing Ling. Dada: Deep adversarial data augmentation for extremely low data regime classification. *ICASSP 2019-2019 IEEE International Conference on Acoustics, Speech and Signal Processing (ICASSP)*, pages 2807–2811, 2019.
- [104] Barret Zoph, Golnaz Ghiasi, Tsung-Yi Lin, Yin Cui, Hanxiao Liu, Ekin Dogus Cubuk, and Quoc Le. Rethinking pre-training and self-training. *Advances in Neural Information Processing Systems*, 33, 2020.

A Pseudo-code of Algorithms

Algorithm 1 SelfTraining(L, U, f_0, T)

Input: Labeled dataset $L = \{(\mathbf{x}_i, y_i)\}_{i=1}^N$
 Unlabeled dataset $U = \{\mathbf{x}_j\}_{j=1}^M$
 Initial parameters of a classifier f_0

Output: A better classifier f_{T+1} after T self-training steps

- 1: train a base model f_1 by fine-tuning f_0 on L
- 2: **for** $t = 1$ to T do:
- 3: apply f_t to unlabeled instances of U
- 4: select a subset $S_t \subseteq \{(x, f_t(x)) \mid x \in U\}$
- 5: train a new model f_{t+1} by either fine-tuning f_0 on $L \cup S_t$
 or gradient descend on a minibatch from $L \cup S_t$
- 6: **return** f_{T+1}

Algorithm 2 GAL(L, g_0, f_0, k, T)

Input: Labeled dataset $L = \{(\mathbf{x}_i, y_i)\}_{i=1}^N$
 Initial parameters of a generative model g_0
 Initial parameters of a classifier f_0

Output: A better classifier f_{T+1} after T GAL steps

- 1: train a generative model g by fine-tuning g_0 on L_x where $L_x = \{\mathbf{x} \mid (\mathbf{x}, y) \in L\}$
- 2: generate $U = \{\tilde{\mathbf{x}}_j\}_{j=1}^{kN}$ by drawing kN random samples *i.i.d.* from $g(\mathbf{x})$, *i.e.*, $\tilde{\mathbf{x}}_j \sim g(\mathbf{x})$ for $j = 1$ to kN .
- 3: **return** SelfTraining(L, U, f_0, T)

B Generated Unlabeled Examples Annotated with Pseudo Labels




Figure B.1: CIFAR-10 synthetic samples generated by NCSN [78] and corresponding pseudo-labels. Images are filtered based on a confidence threshold of $\tau = 0.95$ and categorized based on pseudo-labels. For each category, 16 random samples are shown.




Figure B.2: Fashion MNIST synthetic samples generated by NCSN [78] and pseudo-labels. Images are filtered based on a confidence threshold of $\tau = 0.95$ and categorized based on pseudo-labels. For each category, 16 random samples are shown.

When did the third Digimon series begin? [SEP] Unlike the two seasons before it and most of the seasons that followed, Digimon Tamers takes a darker and more realistic approach to its story featuring Digimon who do not reincarnate after their deaths and more complex character development in the original Japanese. (**not entailment**)

KNN:

1: What is the name of the third season? [SEP] In addition to the first two seasons, the third season is the season that introduced new characters such as Captain Malice, a supervillain who became the antagonist in season two; and the villains known as the Heartbreakers, who introduced a group of crime fighters. (**not entailment**)

2: When did the "Walking Dead" series end? [SEP] In 2013, AMC announced that it would develop a "superhero series", which would follow the storylines and characters from the "Walking Dead" series in order to bring the popular AMC original series to a new and younger audience. (**not entailment**)

3: What is the main objective of the first season of the X-Files? [SEP] The first season was notable in that the characters were introduced and developed within the space of a single season, as was the format of the show itself. (**not entailment**)

What did Arsenal consider the yellow and blue colors to be after losing a FA Cup final wearing red and white? [SEP] Arsenal then competed in three consecutive FA Cup finals between 1978 and 1980 wearing their "lucky" yellow and blue strip, which remained the club's away strip until the release of a green and navy away kit in 1982–83. (**entailment**)

KNN:

1: Who was the most important player for Arsenal Football Club in the 1950s? [SEP] Wenger continued to use Arsenal's famous red shirts and red kits throughout the 1950s and 1960s, and the red strip became the club's most recognised and recognizable symbol. (**not entailment**)

2: When were the first two teams to play for the trophy in the Premier League? [SEP] The trophy was awarded to Manchester United in 1990-91 and was named after Sir Bobby Charlton, the club's manager until 1990, and later Sir Stanley Matthews, the club's most successful manager. (**not entailment**)

3: What were the last four players to wear the yellow in the final? [SEP] With Arsenal having won all four major trophies in the period, they became the only club to have won five in a row. (**not entailment**)

Table B.1: QNLI: Two labeled examples, along with 3 nearest neighbors (based on RoBERTa representations) from our synthetic dataset. We include **labels** for original examples and **pseudo-labels** for synthetic examples in parenthesis.

How is the life of a math student? Could you describe your own experiences? [SEP] Which level of preparation is enough for the exam jlpt5? (**not duplicated**)

KNN:

1: What are the best courses for a mechanical engineering student? [SEP] What is the best course to do after completing a B.Tech in mechanical engineering? (**not duplicated**)

2: How much marks are needed to get through the GATE with electronics? [SEP] What is the average score of the Gate EE exam? What are the cut-offs? (**not duplicated**)

3: What is the best time table for students to prepare for IAS? [SEP] How can one study for IAS in a best time? (**not duplicated**)

How does an IQ test work and what is determined from an IQ test? [SEP] How does IQ test works? (**duplicated**)

KNN:

1: What is the average IQ of the U.S. population? [SEP] How does an IQ test work? (**not duplicated**)

2: Is the IQ test an effective way to measure intelligence? [SEP] How do IQ tests work? (**duplicated**)

3: How is an IQ test on a scale from 1 to 100 scored? [SEP] How do you get your IQ tested? (**not duplicated**)

Table B.2: QQP: Two labeled examples, along with 3 nearest neighbors (based on RoBERTa representations) from our synthetic dataset. We include **labels** for original examples and **pseudo-labels** for synthetic examples in parenthesis.

Like the United States, U.N. officials are also dismayed that Aristide killed a conference called by Prime Minister Robert Malval in Port-au-Prince in hopes of bringing all the feuding parties together. [SEP] Aristide had Prime Minister Robert Malval murdered in Port-au-Prince. (**not entailment**)

KNN:

1: The government has been criticized for failing to prevent the mass protests that led to the ouster of President Nicolas Sarkozy earlier this month, which led to his second election defeat since assuming office two years ago. [SEP] Prime Minister Jean-Marc Ayrault is a former president of France. (**not entailment**)

2: The French president, Jacques Chirac, has been urged by both the Vatican and the U.N. Security Council to step up efforts to prevent the return of former dictator Nicolas Sarkozy. [SEP] Nicolas Sarkozy left France. (**not entailment**)

3: The French newspaper Le Monde says the French President Nicolas Sarkozy was advised by U.S. President George W. Bush about a possible trip to Iraq on Thursday. [SEP] Nicolas Sarkozy is a member of the United States. (**not entailment**)

Only a week after it had no comment on upping the storage capacity of its Hotmail e-mail service, Microsoft early Thursday announced it was boosting the allowance to 250MB to follow similar moves by rivals such as Google, Yahoo, and Lycos. [SEP] Microsoft's Hotmail has raised its storage capacity to 250MB. (**entailment**)

KNN:

1: The company, known as Microsoft Office, said it plans to sell all of the copies of its popular Office suite at a loss in the wake of the launch of Microsoft Windows 7, saying it will also make \$25 million in advertising costs, a move likely to hurt its long-standing position among consumers and business leaders. [SEP] Microsoft Office is a popular office suite. (**entailment**)

2: The company's shares shot up more than 35% after the company said it has sold all of its remaining inventory of the new Kindle e-readers at \$70 each. The shares rose to \$65.20 on Wednesday, their highest since March 6, 2011. "The Kindle is our best selling product," said Jeff Bezos, founder and CEO of Amazon.com. [SEP] Amazon.com is based in Seattle. (**not entailment**)

3: In response to concerns expressed by some investors, Microsoft last week said it would reduce the amount of shares that will be available to the public by 10 percent in the first quarter, with a further reduction to 3 percent in the second quarter. The stock price has plunged from \$24 to \$17, and Microsoft is currently offering \$17 to \$19 a share to its most senior employees. Some investors had criticized Microsoft's response to concerns about the price of its stock and about the perception that the company is in trouble. [SEP] Microsoft is struggling to sell its stock. (**not entailment**)

Table B.3: RTE: Two labeled examples, along with 3 nearest neighbors (based on RoBERTa representations) from our synthetic dataset. We include **labels** for original examples and **pseudo-labels** for synthetic examples in parenthesis.

A BMI of 25 or above is considered overweight ; 30 or above is considered obese . [SEP]
A BMI between 18.5 and 24.9 is considered normal , over 25 is considered overweight and
30 or greater is defined as obese . (**paraphrase**)

KNN:

1: The report said that the average woman in her twenties who takes oral contraceptives daily can expect a loss of around 40 per cent of her bone density between the ages of 20 and 45 . [SEP] The study said the average woman in her twenties who used the pill every day , or every day for up to five years , can expect a loss of about 40 per cent of her bone density between the ages of 20 and 45 . (**paraphrase**)

2: The report found that 17 percent of U.S. adults between ages 18 and 64 have a body mass index at or above the " normal " 20 . [SEP] For people of that age , 17.1 percent of adults have a body mass index at or above the " normal " 20 , while 12.6 percent have a body mass index of 30 or above . (**not paraphrase**)

3: The survey shows the proportion of women between 20 and 44 who were obese was 6.3 percent , up from 5.7 percent in 2001 . [SEP] The proportion of women between 20 and 44 who were obese increased to 6.3 percent from 5.7 percent in 2001 . (**paraphrase**)

Shares of Genentech , a much larger company with several products on the market , rose more than 2 percent . [SEP] Shares of Xoma fell 16 percent in early trade , while shares of Genentech , a much larger company with several products on the market , were up 2 percent .(**not paraphrase**)

KNN:

1: Shares in Aventura fell as much as 5 percent , while shares in Medi-Cal climbed 2.5 percent . [SEP] Shares in Aventura were up 2.5 percent , while shares in Medi-Cal rose 2.5 percent . (**paraphrase**)

2: Shares of Amgen rose \$ 2.29 , or 2.2 percent , to \$ 41.10 in after-hours trading . [SEP] Shares of Amgen , a division of Sanofi-Aventis , rose \$ 1.62 , or 1.6 percent , to \$ 41.06 in after-hours trading .(**paraphrase**)

3: Shares of General Electric Co . GE.N rose more than 6 percent on the New York Stock Exchange , while shares of PepsiCo Inc . PEP.N rose 4.7 percent . [SPE] General Electric 's shares jumped almost 6 percent on the New York Stock Exchange , while PepsiCo 's climbed 4.7 percent . (**paraphrase**)

Table B.4: MRPC: Two labeled examples, along with 3 nearest neighbors (based on RoBERTa representations) from our synthetic dataset. We include **labels** for original examples and **pseudo-labels** for synthetic examples in parenthesis.

One of our number will carry out your instructions minutely. [SEP] A member of my team will execute your orders with immense precision. (entailment)
KNN: 1: We are at your disposal to help you with your investigation and provide a full range of pro bono services. [SEP] We are the only ones who can help you with your investigation. (neutral) 2: I will speak with the chief officer of the contractor, who will be informed about the results of this effort. [SEP] The contractor is being informed about the results of the effort. (entailment) 3: We have an office here to assist you. [SEP] An office is where we will assist you, said the manager. (neutral)
Conceptually cream skimming has two basic dimensions - product and geography. [SEP] Product and geography are what make cream skimming work. (neutral)
KNN: 1: There are two main types of analysis and they are the case study and the case report. [SEP] The case study is the most popular method used to analyze a subject. (neutral) 2: A third approach to capturing and using this type of experience is to engage the program management and finance systems of the organization. [SEP] There are two strategies to capturing and using experience. (contradiction) 3: The first is to see the basic elements of a business model in action. [SEP] Basic elements of business models are the most important for the success of any company. (neutral)
I don't mean to be glib about your concerns, but if I were you, I might be more concerned about the near-term rate implications of this \$1. [SEP] I am concerned more about your issues than the near-term rate implications. (contradiction)
KNN: 1: I'm not here to tell you of my own experiences, but they are important to others who might have similar concerns. [SEP] If you were to have similar concerns, I'd like to encourage you to tell them to me. (neutral) 2: I don't mean to sound judgmental, but as a person, I think that's an issue you're probably pretty much on your own if you think about it. [SEP] You're probably right if you think about it. (neutral) 3: But I don't mean to take your word for it. [SEP] I know you are correct, but I want to make sure it's clear that I do not agree. (contradiction)

Table B.5: MNLI: Two labeled examples, along with 3 nearest neighbors (based on RoBERTa representations) from our synthetic dataset. We include **labels** for original examples and **pseudo-labels** for synthetic examples in parenthesis.

are more deeply thought through than in most 'right-thinking' films (positive)
KNN: 1: is far more sophisticated , insightful and thought-provoking than his previous films . (positive) 2: is more sophisticated than its more obvious and less-than-dazzling counterparts (positive) 3: is about as well-thought as the idea of a bad hair day , (negative)
contains no wit , only labored gags (negative)
KNN: 1: lacks insight , and lacks empathy (negative) 2: has little humor or intelligence (negative) 3: lacks all wit and humanity (negative)

Table B.6: SST-2: Two labeled examples, along with 3 nearest neighbors (based on RoBERTa representations) from our synthetic dataset. We include **labels** for original examples and **pseudo-labels** for synthetic examples in parenthesis.

C Datasets

Dataset	task	domain	#train	#dev	#test	#classes
NLP - GLUE Benchmark:						
SST-2	sentiment analysis	movie reviews	67k	872	1.8k	2
QQP	paraphrase	social QA questions	364k	40k	391k	2
QNLI	QA/natural language inference	Wikipedia	105k	5k	5.4k	2
RTE	natural language inference	news, Wikipedia	2.5k	277	3k	2
MNLI	natural language inference	misc.	393k	20k	20k	3
MRPC	paraphrase	news	3.7k	408	1.7k	2
CoLA	acceptability	misc.	8.5k	1043	1k	2
STS-B	sentence similarity	misc.	5.8k	15k	1.4k	—
Tabular Data - UCI:						
connect-4	utility value	gaming	54k	6.8k	6.8k	3
Drug Review	sentiment analysis	medical	2.6k	0.5k	1k	3
Drybean	categorical classification	grain	10.9k	1.4k	1.4k	7
Spambase	spam classification	e-mail	3.7k	0.5k	0.5k	2
Computer Vision:						
CIFAR-10	image classification	real images	50K	N/A	10K	10
Fashion MNIST	image classification	clothing - grey scale	60K	N/A	10K	10

Table C.1: Summary of the three sets of tasks used for evaluation of GAL. STS-B is a regression task, so #classes is not applicable.

Attributes			Label
1	37316 , 718.059 , ... , 0.6738775377027459 , 0.9981482213213235		SIRA
2	50634 , 892.3919999999999 , ... , 0.48054883366111584 , 0.9942734696473365		HOROZ
3	33631 , 669.076 , ... , 0.8466656241160356 , 0.9981796305487345		SEKER

Table C.2: 3 examples of input and labels for the Drybean tabular task.

D Generating Synthetic Text for GLUE

To generate domain-specific synthetic data, we fine-tune GPT-2-large on the training set of each downstream task, excluding labels. For tasks with multiple input sentences, we concatenate input sentences into a long sequences and separate sentences by special [SEP] tokens. We generate new domain-specific data by using top-k random sampling similar to [64]. We do not feed any prompt to the LM, but a special [BOS] token to initiate the generation chain. A generation episode is terminated when a special [EOS] token is produced. We generate diverse sentences by varying the random seed. After collecting enough synthetic data, we only retain unique sentences. For tasks with α input sentences, we discard generated samples that violate this constraint (approximately 10% of samples were rejected).

E Training Details

We use the fairseq codebase [61] for implementing both NLP and tabular experiments. Training details are summarized in Table E.1 and Table E.2. We use the HuggingFace codebase [89] for KD experiments. All NLP models are trained for 5 epochs with a learning rate of $2e-5$ and a batch size of 32. All experiments are run on a single Nvidia V100 GPU.

For the CV tasks, we first use the official implementation of NCSN [78] to generate the synthetic images for CIFAR-10 and Fashion MNIST. We use the pretrained checkpoints provided by the authors for the generation of synthetic CIFAR-10 images and we train a new generative model for Fashion MNIST from scratch with the same hyperparameters of the CIFAR-10 network. After generating the synthetic images, we apply GAL using a FixMatch-like setup [77], using the hyperparameters listed in Table E.4. We follow Cubuk et al. [24] for strong augmentations. Finally, the backbone of the classifiers is from this codebase: <https://github.com/bearpaw/pytorch-classification>.

	MNLI	CoLA	SST-2	MRPC	STS-B	QQP	QNLI	RTE
lr	1e-5	1e-5	1e-5	1e-5	2e-5	1e-5	1e-5	2e-5
#sent.	32	16	32	16	16	32	32	16
warmup steps	7432	320	1256	137	214	28318	1986	122
validate steps	12386	535	2093	203	360	11307	3310	203
#epoch	2	2	2	2	2	2	2	2

Table E.1: Training details for NLP tasks.

	connect4	Drug	Drybean	Spambase
lr	1e-5	1e-5	1e-5	1e-5
#sent.	32	16	16	16
warmup steps	1013	116	408	138
validate steps	1686	212	681	231
#epoch	2	2	2	4

Table E.2: Training details for tabular tasks.

	MNLI	CoLA	SST-2	MRPC	STS-B	QQP	QNLI	RTE
lr	2e-5	2e-5	2e-5	2e-5	2e-5	2e-5	2e-5	2e-5
#sent.	32	32	32	32	16	32	32	16
validate steps	24542	534	4208	208	358	22740	6546	154
#epoch	1	1	1	1	1	1	1	1

Table E.3: Training details for KD on GLUE benchmark.

Parameter	Description	Value
τ	Pseudo-labeling confidence threshold	0.95
batch size	Number of labeled images per batch	64
μ	Ratio between number of unlabeled and labeled images in each batch	7
images per epoch	Number of labeled images per epoch	65536
#epoch	Number of epochs of training	200
lr	learning rate max value (10 epochs warmup then cosine decay)	0.03
weight decay	Weight decay regularization coefficient	5.00×10^{-4}
momentum	Nesterov momentum for SGD optimizer	0.90

Table E.4: Training details for CV experiments

F Additional Details

Table F.1 presents GAL results on Fashion MNIST dataset. Similar to CIFAR-10, we observe a performance improvement across the three architectures.

Model	VGG19	WRN28-2	ResNet110
# params	1.74M	1.98M	20.11M
Baseline	5.41	4.92	5.21
GAL 1×	5.06	4.63	4.74
GAL 5×	5.14	4.85	4.85
GAL 10×	4.90	4.74	4.75

Table F.1: Classification error rates on Fashion MNIST test set with varying amounts of synthetic data for three different model architectures. Results reported are the average over 3 independent runs.

In Tables F.2, and F.3, we present some descriptive statistics of our CIFAR-10 synthetic image dataset to complement the samples shown in Figure B.1 and to help shed some light on the nature of the images generated by the NCSN network.

Class	Count	Confidence	
		Mean	Std
truck	64519	0.932	0.141
ship	32800	0.912	0.156
horse	39604	0.916	0.158
frog	76194	0.887	0.168
dog	38784	0.826	0.188
deer	38829	0.865	0.183
cat	65969	0.826	0.185
bird	37255	0.806	0.193
car	36264	0.936	0.140
airplane	69782	0.897	0.161

Table F.2: Unfiltered CIFAR-10 synthetic data statistics sorted by *Count*. The *Class* pseudo-label for each synthetic image is first obtained using a teacher model trained on the original CIFAR-10 data. *Count* denotes the number of images per class in the entire synthetic dataset (500K images). *Confidence* statistics shows the mean and standard deviation of the teacher model confidence score aggregated over each class.

Class	Count	Confidence	
		Mean	Std
truck	48796	0.996	0.009
ship	22741	0.995	0.010
horse	28498	0.996	0.010
frog	45923	0.993	0.012
dog	15984	0.989	0.014
deer	21413	0.993	0.012
cat	26311	0.988	0.014
bird	13440	0.988	0.014
car	28329	0.997	0.008
airplane	43745	0.992	0.012

Table F.3: Filtered CIFAR-10 synthetic data statistics sorted by *Count*. The *Class* pseudo-label is first obtained for each synthetic image using a teacher model trained on the original CIFAR-10 data. The dataset is then filtered based on the teacher confidence score where only images with confidence $\geq \tau = 0.95$ are retained. *Count* denotes the number of images per class in the filtered synthetic dataset. *Confidence* statistics shows the mean and standard deviation of the teacher model confidence score aggregated over each class.