

On the Robustness of Average Losses for Partial-Label Learning

Jiaqi Lv¹, Lei Feng², Miao Xu³, Bo An⁴, Gang Niu⁵, Xin Geng¹, Masashi Sugiyama^{5,6}

¹Southeast University

²Chongqing University

³The University of Queensland

⁴Nanyang Technological University

⁵RIKEN Center for Advanced Intelligence Project

⁶University of Tokyo

{lvjiaqi, xgeng}@seu.edu.cn, lfeng@cqu.edu.cn,
miao.xu@uq.edu.au, boan@ntu.edu.sg, sugi@k.u-tokyo.ac.jp

Abstract

Partial-label (PL) learning is a typical weakly supervised classification problem, where a PL of an instance is a set of candidate labels such that a *fixed but unknown* candidate is the true label. For PL learning, there are two lines of research: (a) the *identification-based strategy* (IBS) purifies each label set and extracts the true label; (b) the *average-based strategy* (ABS) treats all candidates equally for training. In the past two decades, IBS was a much hotter topic than ABS, since it was believed that IBS is more promising. In this paper, we theoretically analyze ABS and find it also promising in the sense of the *robustness* of its loss functions. Specifically, we consider five problem settings for the generation of clean or noisy PLs, and we prove that average PL losses with *bounded* multi-class losses are always robust under mild assumptions on the domination of true labels, while average PL losses with *unbounded* multi-class losses (e.g., the cross-entropy loss) may not be robust. We also conduct experiments to validate our theoretical findings. Note that IBS is heuristic, and we cannot prove its robustness by a similar proof technique; hence, ABS is more advantageous from a theoretical point of view, and it is worth paying attention to the design of more advanced PL learning methods following ABS.

1 Introduction

Weakly supervised learning [1] deals with the situation where large-scale fully labeled training data are not available due to high costs of the data-labeling process. As a typical weakly supervised learning problem, *partial-label* (PL) learning [2, 3, 4, 5, 6, 7, 8, 9, 10] learns from instances that are associated with PLs. A PL of an instance means a set of candidate labels such that a *fixed but unknown* candidate is the true label, thereby reducing the labeling cost of annotators for recognizing the exact label from a large number of classes. For PL examples, the actual correspondence between individual instances and labels is ambiguous, and this ambiguous correspondence is called *ambiguity* [6]. PL learning problem naturally arises in real-world scenarios such as web mining [11], ecoinformatics [12], and multimedia content analysis [13].

From a practical standpoint, PL learning has been studied along two different research routes: the *identification-based strategy* (IBS) [2, 14, 15, 16, 17, 18] and the *average-based strategy* (ABS) [2, 3, 19, 20]. The first strand,

IBS, aims at purifying each candidate label set and extracting the true label heuristically in the training phase, so as to eliminate the ambiguity. IBS-based methods iterate between scoring each candidate label with a learning model and refining the model by optimizing some certain criterion over PL training examples. This technique is also commonly known as *disambiguating* [2, 3]. The second strand is ABS, which treats all candidate labels equally. ABS-based methods define a learning objective to which each candidate label contributes in a collaborative manner. A representative ABS-based method [19, 20] is non-parametric which determines the class label for an unseen instance by voting among the candidate labels of its nearest neighbors and thus is free from identifying the latent true labels during training.

In recent years, an empirical line of researches on PL learning has concentrated on IBS and has attained tremendous improvements, since it was believed that IBS is preferable to ABS empirically. Though there is no evidence that IBS is necessarily superior to ABS, little attention has been paid to ABS. There are neither methodological breakthroughs and algorithmic improvements, nor theoretical analyses to explain the cause of success or failure of ABS and provable guarantees for when and why an ABS-based method works. To better understand ABS, a theoretical framework should connect the learning objective of supervised classification with that of ABS.

In this paper, we propose a theoretically grounded framework for ABS to analyze its *robustness* in the context of PLs, and the results show that ABS is promising. Specifically, we consider risk minimization which is a routine practice of supervised classification, and focus on making risk minimization of ABS under certain loss functions robust to PLs. Risk minimization is said to be robust to PLs if the risk of the optimal PL classifier is (asymptotically) identical to the Bayes risk [21, 22]. Robust analysis is a common and critical theoretical guarantee in supervised learning, but the insight into the robustness in PL learning is hitherto a blank.

For this purpose, we begin with proposing a family of losses named *average PL losses* following ABS. The average PL losses equally combine multi-class loss functions, and this concise form enables the study of inherently robust loss functions through existing mathematical techniques. Then, we go one step further — from (clean) PL learning to *noisy PL* learning, where the candidate labels are corrupted by *noise*, that is, the true label of training instances *might not* be one of its candidate labels. According to different generation processes of candidate labels and noise, we formalize five statistical models, two of which are for clean PLs and three are for noisy PLs. With the help of the generation processes, we investigate multiple widely-used multi-class loss functions, and prove that the average PL losses with *bounded* loss functions are always robust under mild assumptions on the domination of true labels, while average PL losses with *unbounded* loss functions may not be robust. We also find the magnitude of noise, rather than the degree of ambiguity, is the key for whether the learning is robust to noisy PLs when the ambiguity among different classes is uniform. The theoretical results in turn promote empirical applications: by applying robust multi-class losses, our method is immediately compatible with any deep neural network architecture and stochastic algorithm requiring minimal modification. We also discuss the universality of ABS owing to its compatibility with a more general scenario, and validate our theoretical findings by experiments.

2 Preliminaries

In this section, we review the formulations of supervised classification and PL learning, introduce a new data setting named noisy PL learning, and propose average PL losses for clean and noisy PLs.

2.1 Problem Setting

Consider the problem of k -class classification. Let $\mathcal{X} \subseteq \mathbb{R}^d$ be the feature space, $\mathcal{Y} = [k] := \{1, 2, \dots, k\}$ be the label space, and $\mathcal{S} := \{2^{[k]} \setminus \emptyset \setminus \mathcal{Y}\}$ be the *PL space*. $2^{[k]}$ means the collection of all subsets in $[k]$, and $|\mathcal{S}| = 2^k - 2$. The goal of supervised learning and PL learning is the same: learn a classifier $f : \mathcal{X} \rightarrow \mathbb{R}^k$ that can make correct predictions on unseen inputs. The predicted label is given by $\arg \max_{i \in \mathcal{Y}} f_i(\mathbf{x})$, where $f_i(\mathbf{x})$ is the output of instance \mathbf{x} on label i . We assume f is a neural network with the softmax output layer as an approximation to the class-posterior probability $p(y|\mathbf{x}) \in \Delta^{k-1}$, where Δ^{k-1} denotes the k -dimensional simplex.

Let $p(\mathbf{x}, y, s)$ be a complete distribution such that both $p(\mathbf{x}, y)$ and $p(\mathbf{x}, s)$ are the marginal densities induced by $p(\mathbf{x}, y, s)$ over $\mathcal{X} \times \mathcal{Y}$ or $\mathcal{X} \times \mathcal{S}$. Then $\{(\mathbf{x}_i, y_i)\}_{i=1}^n$ is a set of i.i.d. supervised training data sampled from $p(\mathbf{x}, y)$, and $\{(\mathbf{x}_i, s_i)\}_{i=1}^n$ is a set of i.i.d. PL training data sampled from $p(\mathbf{x}, s)$, where n is the training sample size. The supervised risk of f under $p(\mathbf{x}, y)$ is $\mathcal{R}(f) = \mathbb{E}_{p(\mathbf{x}, y)}[\ell(f(\mathbf{x}), y)]$ w.r.t. multi-class loss $\ell : \mathbb{R}^k \times \mathcal{Y} \rightarrow \mathbb{R}^+$. Similarly, the *PL risk* of f under $p(\mathbf{x}, s)$ w.r.t. *PL loss* $\ell_{\text{PL}} : \mathbb{R}^k \times \mathcal{S} \rightarrow \mathbb{R}^+$ is $\mathcal{R}_{\text{PL}}(f) = \mathbb{E}_{p(\mathbf{x}, s)}[\ell_{\text{PL}}(f(\mathbf{x}), s)]$. Furthermore, let $f^* = \arg \min_f \mathcal{R}(f)$ denote the Bayes classifier where f is searched over all measurable functions, such that $\mathcal{R}^* = \mathcal{R}(f^*)$ is the Bayes risk w.r.t. ℓ . Let $f_{\text{PL}}^* = \arg \min_f \mathcal{R}_{\text{PL}}(f)$ denote the optimal PL classifier and thus $\mathcal{R}_{\text{PL}}^* = \mathcal{R}_{\text{PL}}(f_{\text{PL}}^*)$ is the minimal PL risk. According to the definition of robustness introduced before, the learning under a PL loss is said to be robust if $\mathcal{R}(f_{\text{PL}}^*) \rightarrow \mathcal{R}^*$, or a looser condition that $\mathcal{R}_{\text{PL}}(f^*) \rightarrow \mathcal{R}_{\text{PL}}^*$ is satisfied.

All existing PL learning works concern clean PLs and make a common assumption that the latent true label y_i of an instance \mathbf{x}_i is always included in its PL s_i , i.e., for any clean PL data (\mathbf{x}_i, s_i) sampled from $p(\mathbf{x}, s)$, $p(y_i \in s_i) = 1$. We argue that this assumption is fairly strict since the clean data distribution $p(\mathbf{x}, y)$ is agnostic. Requiring the annotators to cautiously judge each PL label to ensure that the correct one must be included partially runs counter to the original purpose of reducing labeling expenses. As the acquisition of training data expands, noise is inevitable, but unfortunately, noise in PLs has never been considered in previous PL learning works. Thus we introduce a more general data setting named noisy PL learning:

Definition 1. *Given the joint density $p(\mathbf{x}, y, s)$ and its marginal density $p(\mathbf{x}, s)$, for any noisy PL data (\mathbf{x}_i, s_i) independently sampled from $p(\mathbf{x}, s)$, its true label y_i has a probability of $0 \leq \gamma_{\text{PL}} \leq 1$ not being included in s_i , i.e., $p(y_i \in s_i | \mathbf{x}_i, s_i) = 1 - \gamma_{\text{PL}}$, where γ_{PL} is called the *PL noise rate*. Learning from noisy PL data is called *noisy PL learning*.*

2.2 A Family of Average PL Losses

In order to apply the risk minimization framework and make (clean and noisy) PL learning methods work as supervised classification methods, we propose a family of loss functions named the average PL losses following the principled ABS:

$$\ell_{\text{PL}}(f(\mathbf{x}), s) = \frac{1}{|s|} \sum_{i \in s} \ell(f(\mathbf{x}), i), \quad (1)$$

where $|\cdot|$ represents the cardinality. The idea of the average PL losses comes from a noise-free sampling process proposed in [9]. It assumes that the clean PL is uniformly drawn given a specific true label, i.e., $p(s|y) = c$ if $y \in s$ where c is a constant, and $p(s|y) = 0$ otherwise. The generation model can thus be formalized as $p(s|\mathbf{x}) = \sum_{y \in s} cp(y|\mathbf{x})$. Artfully, replacing the posterior probability with a loss, we obtain $\ell(f(\mathbf{x}), s) \sim \sum_{y \in s} \ell(f(\mathbf{x}), y)$ to inspire the formula of the average PL loss, and add a normalization term $1/|s|$ for breaking the bias to the training data with more candidate labels. Though this idea is somewhat tricky, the neatness of the average PL loss earns it theoretical and practical advantages, which will be justified in Sec. 4 and Sec. 6 respectively.

Table 1: Bounds of various multi-class loss functions.

Loss function		Bound of loss	Bound of the sum of losses over all classes
MAE	$\ell(f(\mathbf{x}), i) = \ \mathbf{e}^i - f(\mathbf{x})\ _1$	$0 \leq \ell(f(\mathbf{x}), i) \leq 2$	$\sum_{i=1}^k \ell(f(\mathbf{x}), i) = 2k - 2$
MSE	$\ell(f(\mathbf{x}), i) = \ \mathbf{e}^i - f(\mathbf{x})\ _2^2$	$0 \leq \ell(f(\mathbf{x}), i) \leq 2$	$k - 1 \leq \sum_{i=1}^k \ell(f(\mathbf{x}), i) \leq 2k - 2$
RCE[25]	$\ell(f(\mathbf{x}), i) = -\sum_{j=1}^k f_j(\mathbf{x}) \log e_j^i$	$0 \leq \ell(f(\mathbf{x}), i) \leq -A, A < 0$	$\sum_{i=1}^k \ell(f(\mathbf{x}), i) = A - Ak$
GCE	$\ell(f(\mathbf{x}), i) = \frac{1-f_i(\mathbf{x})^q}{q}$	$0 \leq \ell(f(\mathbf{x}), i) \leq \frac{1}{q}, q \in (0, 1]$	$\frac{k-k^{1-q}}{q} \leq \sum_{i=1}^k \ell(f(\mathbf{x}), i) \leq \frac{k-1}{q}$
PCE[26]	$\ell(f(\mathbf{x}), i) = \begin{cases} -\tau f_i(\mathbf{x}) + \log \tau + 1, & \text{if } f_i(\mathbf{x}) \leq \frac{1}{\tau} \\ -\log f_i(\mathbf{x}), & \text{else} \end{cases}$	$0 \leq \ell(f(\mathbf{x}), i) \leq \log \tau + 1, \tau > 1$	$k \log k \leq \sum_{i=1}^k \ell(f(\mathbf{x}), i) \leq (k-1)(\log \tau + 1), \text{ if } k \leq \tau$ $k - \tau + k \log \tau \leq \sum_{i=1}^k \ell(f(\mathbf{x}), i) \leq (k-1)(\log \tau + 1), \text{ if } k > \tau$
CCE	$\ell(f(\mathbf{x}), i) = -\log f_i(\mathbf{x})$	$\ell(f(\mathbf{x}), i) \geq 0$	Unbounded
FL[27]	$\ell(f(\mathbf{x}), i) = -(1 - f_i(\mathbf{x}))^\tau \log f_i(\mathbf{x})$	$\ell(f(\mathbf{x}), i) > 0, \tau > 0$	Unbounded

Now, the issue is how to choose multi-class loss functions that make the average PL losses robust to PLs. Motivated by [23, 24], we investigate a series of non-negative multi-class loss functions and prove that the average PL losses with bounded loss functions¹ are robust to PLs.

Definition 2. We say a multi-class loss function is bounded if for any classifier f , it satisfies, for a constant U ,

$$0 \leq \ell(f(\mathbf{x}), i) \leq U, \quad \forall i \in \mathcal{Y}, \quad (2)$$

such that the sum of losses over all classes is also bounded by some constants C_1 and C_2 :

$$C_1 \leq \sum_{i=1}^k \ell(f(\mathbf{x}), i) \leq C_2. \quad (3)$$

Specially, if $C_1 = C_2 = C$, i.e., $\sum_{i=1}^k \ell(f(\mathbf{x}), i) = C$, the loss function is said to be symmetric.

We examine widely-used loss functions and list their bounds in Table 1. We use a one-hot representation for each label, i.e., if the label $y = i$, its label vector is represented as \mathbf{e}^i , where $e_j^i = 1$ if $i = j$, otherwise 0. Without loss of generality, $\ell(f(\mathbf{x}), i) = 0$ iff $f(\mathbf{x}) = \mathbf{e}^i$. Then for symmetric losses, $\ell(f(\mathbf{x}), j) = C/(k-1), \forall j \neq i$, i.e., $U = C/(k-1)$.

3 Data Generation Processes

To provide the main insights, we first formulate five generation processes for clean and noisy PLs which are illustrated in Figure 1. We follow the assumption in prior PL learning works [9] and the classical model of label noise [28] that the PL is conditionally independent of the instance given the true label such that $s \perp \mathbf{x}|y$, i.e., $p(s|\mathbf{x}, y) = p(s|y)$. Then $\{\mathbf{x}_i, s_i\}_{i=1}^n$ are drawn independently from $p(\mathbf{x}, s) = \sum_{y \in \mathcal{Y}} p(s|y)p(\mathbf{x}, y)$.

Sampling Process for Clean PLs Given a specific true label, a clean PL is assumed to be sampled as a whole:

$$p(s|y) = \begin{cases} \eta_{ys} & \text{if } y \in s, \\ 0 & \text{if } y \notin s, \end{cases} \quad (4)$$

¹Notice that if the marginal density $p(\mathbf{x})$ is compactly supported, given $\sup_{f \in \mathcal{F}} \|f\|_\infty \leq C_f$ where $C_f > 0$ and \mathcal{F} is a chosen function class, $\ell(f(\mathbf{x}), y)$ with any surrogate loss function ℓ is bounded. In this paper, ‘‘bounded’’ refers to the property of the loss function itself without regard to specific data distributions, function classes, or regularizations.

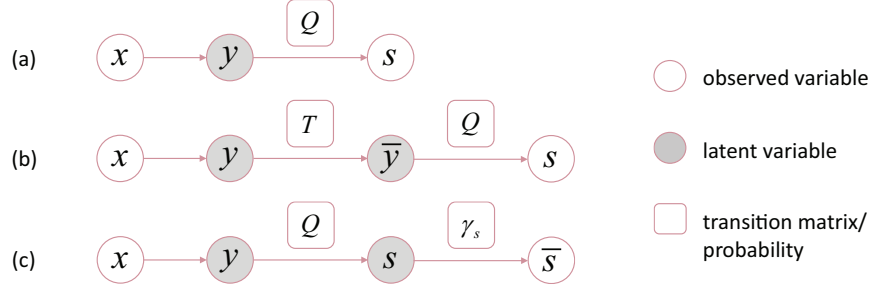


Figure 1: Generation processes of PLs. The sampling process, flipping process, and arbitrary sampling process are all shown by (a), where the difference lies in the change of the PL transition matrix \mathbf{Q} . \mathbf{Q} in (b) the ambiguous noise process and (c) the noisy ambiguity process are constructed by either the sampling process or the flipping process in (a). Apart from \mathbf{Q} , (b) involves the noise transition matrix \mathbf{T} and (c) involves the set flipping rate γ_s .

where $0 \leq \eta_{ys} \leq 1$ is the *sampling probability* of the label set s given the true label y and $\sum_{y \in \mathcal{S}} \eta_{ys} = 1$. In particular, if $\eta_{ys} = 1/(2^{k-1} - 1)$ ² for all clean PLs, i.e., the PLs are sampled uniformly, we termed this model the *Uniform Sampling Process*.

We enumerate all the label sets s in the PL space \mathcal{S} and specify an index l for each set, i.e., $l_i \in \mathcal{S}$ ($i \in [2^k - 2]$). By this notation, we summarize all the probabilities into a *PL transition matrix* $\mathbf{Q}^{k \times (2^k - 2)}$, where $Q_{ij} = p(s = l_j | y = i)$. Further taking into account the assumed data distribution in Eq. (4), we can instantiate \mathbf{Q} as $Q_{ij} = \eta_{yl_j}$ if $y = i \in l_j$, otherwise $Q_{ij} = 0$. Then $p(y|\mathbf{x})$ can be transferred to $p(s|\mathbf{x})$ by using the PL transition matrix: $\forall j \in [2^k - 2]$, $p(s = l_j|\mathbf{x}) = \sum_{i \in l_j} p(s = l_j | y = i) p(y = i|\mathbf{x})$. Let $q(\mathbf{x})$ be a $(2^k - 2)$ -dimension vector where $q_j(\mathbf{x})$ represent the probability $p(s = l_j|\mathbf{x})$, $\forall j \in [2^k - 2]$, then

$$q(\mathbf{x}) = \mathbf{Q}^\top p(y|\mathbf{x}), \quad p(\mathbf{x}, s) = q(s)p(\mathbf{x}), \quad (5)$$

where $^\top$ denotes the transpose. The motivation behind the Sampling Process is that PLs can be generated through a labeling system. It outputs a set of labels randomly, and then the noisy set is eliminated through human intervention. In practice, however, PLs often occur in a class-dependent fashion because whether an incorrect label entering the label set usually depends on its similarity to the true label. It is thus natural to model such general settings by the Flipping Process shown below.

Flipping Process for Clean PLs A clean PL is supposed to be generated by independently adding each label to the label set s :

$$p(s|y) = M \prod_{i \in s, i \neq y} \eta_{yi} \prod_{i \notin s} (1 - \eta_{yi}), \quad (6)$$

where

$$\eta_{yi} = p(i \in s|y), \forall i \in \mathcal{Y}, \quad M = 1 / (1 - \prod_{i \neq y} \eta_{yi}).$$

η_{yi} is the *flipping probability* that depicts the probability of i -label being added to the label set given the specific class label y , and $\eta_{yy} = 1$. For $i \neq y$, it satisfies $0 \leq \eta_{yi} < 1$ due to the small ambiguity degree condition for guaranteeing the empirical risk minimization (ERM) learnability of the PL learning problem [4]. Coherently, M excludes the set whose cardinality equals k by re-sampling. Likewise, we consider a simple special case where each incorrect label is flipped with the same probability $\eta_{yi} = \eta$, $\forall i \neq y$, and we name it the *Uniform Flipping Process*.

²There are in total $2^{k-1} - 1$ possible label sets that contain a specific label.

Similarly, we introduce a PL transition matrix $\mathbf{Q}^{k \times k}$ where $Q_{ij} = p(j \in s | y = i) = \eta_{ij}$ and $Q_{ii} = p(i \in s | y = i) = 1, \forall i \in \mathcal{Y}$. If $q(\mathbf{x})$ is a k -dimension vector where $q_j(\mathbf{x})$ is the probability $p(j \in s | \mathbf{x})$, then

$$q(\mathbf{x}) = \mathbf{Q}^\top p(y | \mathbf{x}), \quad p(\mathbf{x}, s) = \prod_{i \in s} q_i(\mathbf{x}) p(\mathbf{x}). \quad (7)$$

Arbitrary Sampling Process for Noisy PLs According to the motivation of the Sampling Process, noise may happen when resorting to non-expert annotators owing to their unprofessional judgments. In this way, the label set is independently sampled from the whole set space \mathcal{S} :

$$p(s | y) = \eta_{ys}, \quad \forall s \in \mathcal{S}, \quad (8)$$

where $0 \leq \eta_{ys} \leq 1$. Specially, the *Uniform Arbitrary Sampling Process* refers to the case where the sampling probabilities of all clean PLs equal $\frac{1-\gamma_{\text{PL}}}{2^k-1-1}$, and that of all noisy PLs equal $\frac{\gamma_{\text{PL}}}{2^k-1-1}$. Notice that the density $p(\mathbf{x}, s)$ takes the same form as Eq. (5) while even if $i \notin s^j$, Q_{ij} could be also larger than 0.

Furthermore, we model the scenarios where the true label is confused by another similar class, or the clean PL is corrupted deliberately.

Ambiguous Noise Process for Noisy PLs The Ambiguous Noise Process consists of two steps. First, the class label is corrupted according to

$$\bar{y} = \begin{cases} y & \text{with probability } 1 - \gamma_y, \\ i, i \in \mathcal{Y}, i \neq y & \text{with probability } \bar{\gamma}_{yi}, \end{cases} \quad (9)$$

where $0 \leq \gamma_y \leq 1$ is the *label noise rate*. Here we consider class-conditional noise (CCN) [29, 30, 31, 32, 33], the most widely-used model for noisy label classification, where each instance from class y has a fixed probability $0 \leq \bar{\gamma}_{yi} \leq 1$ of being assigned to class i . The noise is termed symmetric if $\gamma_y = \gamma$ and $\bar{\gamma}_{yi} = \frac{\gamma}{k-1}$, while it is said to be asymmetric if the dependence of γ_y is through y and similarly for $\bar{\gamma}_{yi}$. The corrupting step can formalize by the *noise transition matrix* \mathbf{T} [31], where $T_{ij} = p(\bar{y} = j | y = i)$. Then, the corrupted label \bar{y} serves as the true label y to generate PL, that is, we require the PL to contain \bar{y} , the same as clean PL must contain y . According to the model of generating the label set, we divide it into the *Sampling Noise Process* and *Flipping Noise Process*. In this way, the density $p(\mathbf{x}, s)$ can be written as $p(\mathbf{x}, s) = \sum_{y \in \mathcal{Y}} p(s | y) (\mathbf{T}^{-\top} p(\bar{y} | \mathbf{x}) p(\mathbf{x}))$.

Noisy Ambiguity Process for Noisy PLs The Noisy Ambiguity Process also contains two steps. We first generate a clean PL, followed by taking its complement with the *set flipping rate* γ_s :

$$s = \begin{cases} s & \text{with probability } 1 - \gamma_s, \\ \bar{s} & \text{with probability } \gamma_s, \end{cases} \quad (10)$$

where $0 \leq \gamma_s \leq 1$. In a similar manner, we discuss the *Noisy Sampling Process* and *Noisy Flipping Process* later.

4 Main Results

The studied generation processes of PLs allow us to theoretically understand the robustness of the average PL losses with bounded losses. As introduced before, $\mathcal{R}(f_{\text{PL}}^*) - \mathcal{R}^*$ is bounded or $\mathcal{R}_{\text{PL}}(f^*) - \mathcal{R}_{\text{PL}}^*$ is bounded signifies that the learning is robust. From now on, we detail sufficient conditions for robustness to PLs under different scenarios and conclude some instructive results. The detailed proofs of all the theorems and corollaries are presented in Appendix.

4.1 Robustness to Clean PLs

Theorem 1. *With the Sampling Process, suppose $\mathcal{R}^* = 0$ and $\forall i \neq y, \sum_{s:i \in s} \eta_{ys} < 1$, then*

(1) *for any symmetric loss, $f^* = f_{\text{PL}}^*$;*

(2) *for any bounded loss, $0 \leq \mathcal{R}_{\text{PL}}(f^*) - \mathcal{R}_{\text{PL}}^* \leq A(C_2 - C_1)$, where $A = \sum_{i=1}^{k-1} \frac{1}{i} \sum_{s:|s|=i} \eta_{ys}$.*

In Theorem 1, A is the *weighted sum* of $p(y \in s|y)$. Under certain conditions, the risk of the Bayes classifier on PL data approaches the minimal PL risk w.r.t. bounded losses. The tighter the bound of the bounded loss is, the more robust the average PL loss is, and the extreme case is achieved by the symmetric loss which leads to *classifier-consistency* [9]. There is a constraint $\mathcal{R}^* = 0$ that means the classes are separable in supervised learning if the multi-class loss ℓ is classification-calibrated [34, 35]. Note that experimental results in Sec. 6 show that even if this constraint is not satisfied, bounded losses still show good empirical robustness. Another key condition on the sampling probability signifies that other labels will not always be included in the label set, i.e., *the domination of true labels*. It can be seen that the conditions for robustness do not depend on the clean data distribution. Theorem 1 immediately leads to a special case where the sampling probability is uniform.

Corollary 2. *With the Uniform Sampling Process, for any symmetric loss, $f^* = f_{\text{PL}}^*$; for any bounded loss, $0 \leq \mathcal{R}_{\text{PL}}(f^*) - \mathcal{R}_{\text{PL}}^* \leq A'(C_2 - C_1)$ and $0 \leq \mathcal{R}(f_{\text{PL}}^*) - \mathcal{R}^* \leq \frac{A'(C_2 - C_1)}{A - A'}$, where $A = \frac{1}{2^{k-1}-1} \sum_{j=1}^{k-1} \frac{1}{j} C_{k-1}^{j-1}$ and $A' = \frac{1}{2^{k-1}-1} \sum_{j=2}^{k-1} \frac{1}{j} C_{k-2}^{j-2}$.*

Here A also denotes the weighted sum of $p(y \in s|y)$, and A' is the weighted sum of $p(i \in s, i \neq y|y)$, representing the weighted sum of the probabilities that an incorrect label appears in the label set given the specific true label. The uniform sampling probability ensures the domination of true labels. In the uniform case, the optimal PL classifier approaches the Bayes classifier, such that the robustness is better guaranteed. In addition, the separability constraint $\mathcal{R}^* = 0$ is eliminated, which implies that even in the stochastic scenario [36], learning with the average PL loss can be robust.

Similarly, we can derive the robustness conditions considering the Flipping Process.

Theorem 3. *With the Flipping Process, suppose $\mathcal{R}^* = 0$, then*

(1) *for any symmetric loss, $f^* = f_{\text{PL}}^*$;*

(2) *for any bounded loss, $0 \leq \mathcal{R}_{\text{PL}}(f^*) - \mathcal{R}_{\text{PL}}^* \leq MA(C_2 - C_1)$, where $A = \prod_{i \neq y} (1 - \eta_{yi}) + \frac{1}{2} \sum_{i=1, i \neq y}^k \eta_{yi} \prod_{j \neq y, i} (1 - \eta_{yj}) + \frac{1}{3} \sum_{i=1, i \neq y}^{k-1} \sum_{j=i+1, j \neq y}^k \eta_{yi} \eta_{yj} \prod_{m \neq y, i, j} (1 - \eta_{ym}) + \dots + \frac{1}{k-1} \sum_{i=1, i \neq y}^k (1 - \eta_{yi}) \prod_{j \neq y, i} \eta_{yj}$.*

Corollary 4. *With the Uniform Flipping Process, for any symmetric loss, $f^* = f_{\text{PL}}^*$; for any bounded loss, $0 \leq \mathcal{R}_{\text{PL}}(f^*) - \mathcal{R}_{\text{PL}}^* \leq MA'(C_2 - C_1)$ and $0 \leq \mathcal{R}(f_{\text{PL}}^*) - \mathcal{R}^* \leq \frac{A'(C_2 - C_1)}{A - A'}$, where $A = \sum_{j=1}^{k-1} \frac{1}{j} C_{k-1}^{j-1} \eta^{j-1} (1 - \eta)^{k-j}$ and $A' = \sum_{j=2}^{k-1} \frac{1}{j} C_{k-2}^{j-2} \eta^{j-1} (1 - \eta)^{k-j}$.*

Comparing Theorem 3 and Corollary 4 versus Theorem 1 and Corollary 2, we can notice that their sufficient conditions and upper bounds of the difference in the risk are different in notations but similar in meaning. There is no constraint on the flipping probability because the diagonal-dominance of the PL transition matrix has already pledged the domination of true labels.

4.2 Robustness to Noisy PLs

Then we discuss the robustness to noisy PLs under three generation processes. For the first one we give formal statements, and for the latter two, we summarize the result in Theorem 7. In this theorem, we give an intuitive statement on the conditions due to lack of space, and give more formal mathematical details in Appendix.

Theorem 5. *With the Arbitrary Sampling Process, suppose $\mathcal{R}^* = 0$ and the domination relations hold: $d(y) > d(j) \forall j \neq y$ where $d(\cdot)$ is defined as $d(i) = \sum_{j=1}^{k-1} \frac{1}{j} \sum_{s:|s|=j, i \in s} \eta_{ys}, \forall i \in \mathcal{Y}$, then*

- (1) *for any symmetric loss, $f^* = f_{\text{PL}}^*$;*
- (2) *for any bounded loss, $0 \leq \mathcal{R}_{\text{PL}}(f^*) - \mathcal{R}_{\text{PL}}^* \leq d(y)(C_2 - C_1)$.*

Corollary 6. *With the Uniform Arbitrary Sampling Process, if $\gamma_{\text{PL}} < 1/2$, then for any symmetric loss, $f^* = f_{\text{PL}}^*$; for any bounded loss, $0 \leq \mathcal{R}_{\text{PL}}(f^*) - \mathcal{R}_{\text{PL}}^* \leq A'(C_2 - C_1), 0 \leq \mathcal{R}(f_{\text{PL}}^*) - \mathcal{R}^* \leq \frac{A'(C_2 - C_1)}{A - A'}$, where $A = \frac{1 - \gamma_{\text{PL}}}{2^{k-1} - 1} \sum_{j=1}^{k-1} \frac{1}{j} C_{k-1}^{j-1}$ and $A' = \frac{1 - \gamma_{\text{PL}}}{2^{k-1} - 1} \sum_{j=2}^{k-1} \frac{1}{j} C_{k-2}^{j-2} + \frac{\gamma_{\text{PL}}}{2^{k-1} - 1} \sum_{j=1}^{k-1} \frac{1}{j} C_{k-2}^{j-1}$.*

In Theorem 5, the domination relations mean that the weighted sum of $p(y \in s|y)$ is larger than that of $p(i \in s|y)$ for any incorrect label $i \neq y$. Thus when the noise exists, the domination relations are tightened from the sum of probabilities to the weighted sum of probabilities. Moreover, with the uniform sampling probability, the constraint is fairly loose: the probability of outputting clean PLs is greater than random guessing.

Theorem 7. *With the Ambiguous Noise Process or the Noisy Ambiguity Process, suppose $\mathcal{R}^* = 0$ and the domination relations hold: the weighted sum of $p(y \in s|y)$ is always larger than that of $p(i \in s|y), \forall i \neq y$, then*

- (1) *for any symmetric loss, $f^* = f_{\text{PL}}^*$;*
- (2) *for any bounded loss, $0 \leq \mathcal{R}_{\text{PL}}(f^*) - \mathcal{R}_{\text{PL}}^* \leq A(C_2 - C_1)$, where A is a constant associated with $p(y \in s|\mathbf{x})$.*

For the Ambiguous Noise Process, let us consider the Sampling Noise Process and the Flipping Noise Process where the corruption process is the same (i.e., CCN). Similarly, for the Noisy Ambiguity Process, let us consider the Noisy Sampling Process and the Noisy Flipping Process. Theorem 7 makes a sweeping summary of these four cases.

First we investigate the Ambiguous Noise Process. We simplify the process by assuming a uniform sampling probability or a uniform flipping probability in the generation of candidate labels. It degenerates the domination relations to $\bar{\gamma}_{y_i} < 1 - \gamma_y, \forall i \neq y$, which becomes identical to the condition that symmetric losses are robust to asymmetric label noise (Theorem 3 in [23]). Further supposing that the label noise rate is symmetric, we have $\gamma_y = \gamma < \frac{k-1}{k}$. This is the same as the noise-tolerant condition under symmetric noise [23]. In this case, the constraint $\mathcal{R}^* = 0$ is removed and $\mathcal{R}(f_{\text{PL}}^*) - \mathcal{R}^*$ is bounded. These facts demonstrate that, as long as the candidate labels are generated uniformly, the robustness condition to PLs is *exclusively determined* by the label noise rate.

Next we probe into the Noisy Ambiguity Process through similar simplifications. When the candidate labels are generated in a uniform manner, the domination relations are reduced to $\gamma_s < \frac{1}{k}, \forall s$. If the set flipping rate is also uniform, the set flipping rate is just the PL noise rate and the constraint is further simplified to $\gamma_s = \gamma_{\text{PL}} < \frac{1}{2}, \forall s$. We again show that the robustness conditions are independent of the ambiguity when the candidate labels are generated uniformly. Such theoretical findings provide guidance to the design of losses of ABS. It is noteworthy that it is non-trivial to extend our findings to IBS by a similar proof technique, hence we leave the theoretical treatment for IBS open.

5 Discussions

In what follows, we discuss the different philosophies between ABS and IBS.

In the past two decades, a large number of algorithmic PL learning methods have been studied following IBS [2, 7, 8, 9, 14, 17, 18, 37]. IBS iterates between the optimization of a learning model f and the identification of the true label. Normally, the identified true label is given as $\hat{y} = \arg \max_{i \in s} f_i(\mathbf{x})$. Therefore, IBS has a major philosophy that the true label can be *uniquely determined* given an input — it is satisfied only in the *deterministic scenario* [36] where the class-posterior probability $p(y|\mathbf{x})$ is a one-hot vector.

The natural world is more like the *stochastic scenario* [36] that possesses some inherent randomness. In this setting, the label is a probabilistic function of the input, indicating that the same input will lead to an ensemble of *unfixed* output labels. In ABS, each candidate label contributes to the PL loss equally, which allows each candidate label to have a probability of being the true one, and consequently, its philosophy is compatible with the stochastic scenario. There, it is crucial to design advanced methods and provide theoretical understandings for ABS.

Nevertheless, the theoretical studies on PL learning have been conducted in the explicit or implicit deterministic scenario. Cour *et al.* [3] adopted a one-versus-all (OVA) scheme, which combines multiple convex binary losses to create a PL loss. It was proved that under certain conditions, their method is consistent³. However, their findings only hold for the deterministic scenario and their proposed OVA PL loss. Later, Liu and Dietterich [4] studied the ERM learnability for PL learning under strict restrictions: the Bayes classifier is included in a given hypothesis class (i.e., the approximation error equals zero) and meanwhile the Bayes error equals zero (i.e., the deterministic scenario). Following Cour *et al.* [3], Wen *et al.* [18] proved the consistency of their proposed OVA PL loss under a specific data generation model, which exactly corresponds to the Flipping Process in our paper. Their OVA PL loss is calibrated to an OVA supervised loss rather than the multi-class zero-one loss that is the ultimate goal for multi-class classification. To the best of our knowledge, this is the first theoretical analysis within the principled ABS framework.

6 Experiments

In this section, we experimentally validate our theoretical findings. First we run a set of experiments to verify the superiority of bounded losses in the average PL losses. We then conduct ablation studies to further demonstrate the properties of bounded loss and unbounded loss in ABS. The implementation is based on PyTorch [38] and experiments were carried out with NVIDIA Tesla V100 GPU.

Setup We use four widely-used benchmark datasets including MNIST [39], Fashion-MNIST [40], Kuzushiji-MNIST [41], and CIFAR-10 [42]. On each dataset, we generate clean PLs by (Case 1) the Uniform Sampling Process; (Case 2) the Uniform Flipping Process with the flipping probability equals 0.1. Noisy PLs are generated by (Case 3) the Flipping Noise Process where the label noise rate equals 0.3 and the flipping probability equals 0.1; (Case 4) the Noisy Flipping Process where the flipping probability equals 0.1 and the set flipping rate equals 0.3.

One symmetric loss function MAE (RCE is, up to a constant of proportionality, equivalent to MAE and omitted), three bounded loss functions MSE, GCE, PCE, and two unbounded loss functions CCE, FL are deployed in the average PL loss. We employ various base models including the linear model, a 5-layer perceptron (MLP) and the 22-layer DenseNet [43]. MLP is trained on MNIST-like datasets, DenseNet is

³Here it refers to classifier-consistent, which means the minimum of the risk on weakly supervised data consistent to the minimum on supervised data as the number of training examples goes to infinity.

Table 2: Means \pm standard deviations of test accuracy in percentage with different data generations.

	Model	Case	Bounded				Unbounded	
			MAE	MSE	GCE	PCE	CCE	FL
MNIST	Linear	1	92.21 \pm 0.11	86.98 \pm 0.32	90.52 \pm 0.08	84.57 \pm 0.49	83.89 \pm 0.64	83.87 \pm 0.78
		2	92.77 \pm 0.08	92.12 \pm 0.13	92.86 \pm 0.12	92.72 \pm 0.09	89.38 \pm 0.19	89.24 \pm 0.14
		3	92.54 \pm 0.15	89.13 \pm 0.25	92.56 \pm 0.11	90.70 \pm 0.16	86.60 \pm 0.66	86.53 \pm 0.51
		4	92.51 \pm 0.11	89.20 \pm 0.31	92.67 \pm 0.09	91.32 \pm 0.25	87.43 \pm 0.35	87.32 \pm 0.46
	Deep	1	97.18 \pm 0.03	83.48 \pm 0.32	92.47 \pm 0.16	77.02 \pm 0.48	51.72 \pm 0.56	49.52 \pm 0.66
		2	98.02 \pm 0.08	90.02 \pm 0.36	97.27 \pm 0.16	94.82 \pm 0.25	79.74 \pm 0.38	89.29 \pm 0.65
		3	95.54 \pm 0.31	90.14 \pm 0.16	90.28 \pm 0.40	80.56 \pm 0.28	57.52 \pm 0.55	56.24 \pm 0.82
		4	91.44 \pm 0.64	90.84 \pm 0.22	92.75 \pm 0.29	86.07 \pm 0.34	61.69 \pm 0.49	60.46 \pm 0.65
Fashion-MNIST	Linear	1	80.63 \pm 0.52	80.50 \pm 0.34	82.73 \pm 0.19	76.25 \pm 0.75	76.65 \pm 1.40	77.30 \pm 1.06
		2	81.36 \pm 0.12	83.51 \pm 0.23	84.88 \pm 0.08	84.30 \pm 0.17	81.47 \pm 0.57	81.71 \pm 0.31
		3	80.03 \pm 0.36	81.11 \pm 0.29	84.61 \pm 0.09	81.46 \pm 0.41	79.00 \pm 0.91	78.78 \pm 1.52
		4	81.66 \pm 0.40	81.30 \pm 0.51	84.53 \pm 0.13	82.28 \pm 0.42	79.95 \pm 0.72	79.68 \pm 1.25
	Deep	1	87.95 \pm 0.28	78.94 \pm 0.28	83.63 \pm 0.13	73.64 \pm 0.54	53.30 \pm 1.25	51.44 \pm 1.09
		2	89.56 \pm 0.22	80.99 \pm 0.29	87.69 \pm 0.15	85.25 \pm 0.16	71.87 \pm 0.48	71.42 \pm 0.41
		3	86.45 \pm 0.28	82.75 \pm 0.30	80.29 \pm 0.41	73.69 \pm 0.74	51.50 \pm 0.60	50.91 \pm 0.96
		4	84.78 \pm 0.37	83.14 \pm 0.12	82.34 \pm 0.15	78.59 \pm 0.58	55.78 \pm 1.04	55.58 \pm 1.04
Kuzushiji-MNIST	Linear	1	64.12 \pm 0.18	62.06 \pm 1.30	65.57 \pm 0.06	56.42 \pm 0.58	57.69 \pm 0.43	57.95 \pm 0.25
		2	64.93 \pm 0.16	68.23 \pm 0.28	64.70 \pm 0.09	67.63 \pm 1.94	63.41 \pm 0.53	63.29 \pm 0.49
		3	64.28 \pm 0.19	66.00 \pm 0.20	64.32 \pm 0.07	66.16 \pm 0.37	61.35 \pm 0.49	61.04 \pm 0.41
		4	64.32 \pm 0.08	66.20 \pm 0.29	64.34 \pm 0.12	67.15 \pm 0.48	61.99 \pm 0.45	62.41 \pm 0.49
	Deep	1	89.66 \pm 0.12	62.71 \pm 0.80	74.20 \pm 0.21	56.40 \pm 0.22	35.99 \pm 0.67	34.54 \pm 0.56
		2	92.40 \pm 0.21	74.50 \pm 0.27	87.38 \pm 0.16	82.46 \pm 0.21	65.83 \pm 0.32	64.05 \pm 0.39
		3	87.65 \pm 0.27	71.81 \pm 0.23	73.80 \pm 0.54	63.03 \pm 0.71	45.90 \pm 0.49	45.35 \pm 0.43
		4	85.02 \pm 0.07	73.23 \pm 0.17	76.97 \pm 0.53	69.32 \pm 0.93	48.24 \pm 0.34	46.90 \pm 0.77
CIFAR-10	Linear	1	37.49 \pm 0.89	35.61 \pm 0.93	36.69 \pm 0.31	24.87 \pm 1.58	24.42 \pm 1.25	24.86 \pm 0.77
		2	40.25 \pm 0.21	40.07 \pm 0.40	40.96 \pm 0.27	37.42 \pm 0.43	34.22 \pm 0.53	33.77 \pm 0.89
		3	37.52 \pm 0.83	39.37 \pm 0.24	38.57 \pm 0.14	33.53 \pm 0.36	31.04 \pm 0.39	31.04 \pm 0.36
		4	38.11 \pm 1.05	39.66 \pm 0.34	39.31 \pm 0.17	33.32 \pm 0.44	33.21 \pm 0.43	32.97 \pm 0.71
	Deep	1	62.22 \pm 3.29	62.56 \pm 2.81	69.07 \pm 2.19	50.01 \pm 2.40	50.18 \pm 1.72	37.99 \pm 1.11
		2	73.45 \pm 1.31	75.83 \pm 1.30	80.61 \pm 1.53	79.94 \pm 1.08	71.59 \pm 1.23	64.83 \pm 0.85
		3	68.80 \pm 4.62	62.17 \pm 2.27	72.92 \pm 1.90	61.27 \pm 1.63	54.79 \pm 1.11	48.61 \pm 1.23
		4	69.59 \pm 5.94	63.36 \pm 2.91	74.15 \pm 2.20	63.27 \pm 2.31	55.00 \pm 1.81	52.41 \pm 1.03

trained on CIFAR-10, and the linear model is trained on all datasets. The optimizer is stochastic gradient descent (SGD) [44] with momentum 0.9. We train each model 250 epochs with the mini-batch size set to 256.

Results Tables 2 shows the test accuracy over 5 trials with different generation models on benchmark datasets. The best and comparable methods based on the paired t -test at the significance level 5% are highlighted in boldface. We can see that the bounded loss always outperforms the unbounded loss, especially

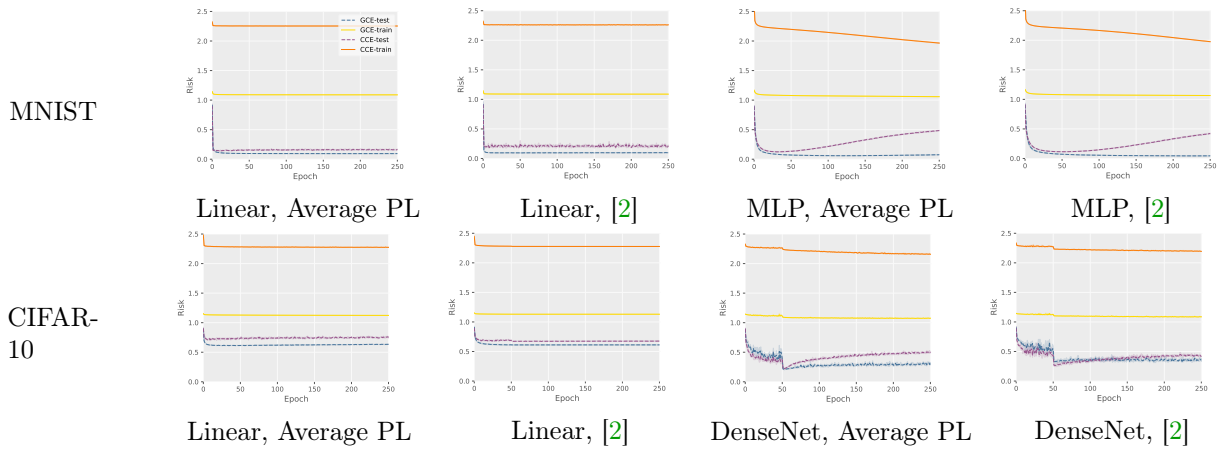


Figure 2: Bounded loss vs. unbounded loss under Case 1. In the upper row, on MNIST, a linear model and a MLP were trained using the average PL loss and the loss proposed in [2]. In the bottom row, on CIFAR-10, a linear model and the DenseNet were trained using the same losses. The orange and gold lines are the empirical risk computed from the average PL loss and the loss proposed in [2] with training data. The dashed lines are the test error (risk w.r.t zero-one loss).

on the complex models. In difficult scenarios, i.e., the noisy PLs setting, the performance of complex models are better or comparable to their linear counterparts with the bounded losses, while the unbounded losses lead to the complex models overfitting on MNIST-like datasets, resulting in their poor performance.

Ablation Study We compare the performance of different multi-label losses in another existing discriminative ABS-based method [2] to verify whether the properties of bounded losses and unbounded losses in other ABS-based methods are consistent with those in the average PL losses. Jin and Ghahramani [2] defined a PL loss as $\ell_{\text{PL}}(\mathbf{x}_i, s_i) = \ell(f(\mathbf{x}_i), \hat{p}(y|\mathbf{x}_i))$, where $\hat{p}(j|\mathbf{x}_i) = 1/|s|, \forall j \in s$ and $\hat{p}(j|\mathbf{x}_i) = 0, \forall j \notin s$. We apply a bounded loss GCE and an unbounded loss CCE in this method and investigate the performance. As demonstrated in Figure 2, learning with the unbounded loss function suffers from severe overfitting on the complex models, while the bounded loss function leads to robust learning. The overfitting issue is not obvious on the linear model for its weak fitting ability. The trends in other datasets and cases are similar to the trend in Figure 2 and are put in Appendix. The phenomena appear in both the average PL loss and [2], demonstrating the superiority of bounded loss functions in ABS empirically.

7 Conclusions

In this paper, we rethought ABS and analyzed its robustness theoretically. We proposed the average PL losses within the ABS framework and showed multi-class bounded losses enable the learning robust to clean PLs and noisy PLs, where the dominance of true labels is the common sufficient condition of robustness under a wide range of generation processes. We discussed the necessity of IBS due to its adaptability to the stochastic scenario, and validated our theoretical findings experimentally. As a result, ABS is more superior to IBS theoretically. We anticipate that this work opens a direction towards better exploring the probably underrated ABS. Since it is non-trivial to extend our findings to IBS by a similar proof technique, an important open question is the robustness analysis on IBS. PL data is a cheap surrogate for expect-labeling data, while potentially, it may have a negative impact on the job of annotators.

References

- [1] Z. Zhou, “A brief introduction to weakly supervised learning,” *National Science Review*, vol. 5, no. 1, pp. 44–53, 2017.
- [2] R. Jin and Z. Ghahramani, “Learning with multiple labels,” in *Advances in Neural Information Processing Systems 16 (NeurIPS’03)*, pp. 921–928, 2003.
- [3] T. Cour, B. Sapp, and B. Taskar, “Learning from partial labels,” *Journal of Machine Learning Research*, vol. 12, no. 5, pp. 1501–1536, 2011.
- [4] L. Liu and T. G. Dietterich, “Learnability of the superset label learning problem,” in *Proceedings of 31st International Conference on Machine Learning (ICML’14)*, pp. 1629–1637, 2014.
- [5] M. Zhang, B. Zhou, and X. Liu, “Partial label learning via feature-aware disambiguation,” in *Proceedings of the 22nd ACM SIGKDD International Conference on Knowledge Discovery and Data Mining (KDD’16)*, pp. 1335–1344, 2016.
- [6] M. Zhang, F. Yu, and C. Tang, “Disambiguation-free partial label learning,” *IEEE Transactions on Knowledge and Data Engineering*, vol. 29, no. 10, pp. 2155–2167, 2017.
- [7] V. Cabannes, A. Rudi, and F. R. Bach, “Structured prediction with partial labelling through the infimum loss,” in *Proceedings of 37th International Conference on Machine Learning (ICML’20)*, pp. 1230–1239, 2020.
- [8] J. Lv, M. Xu, L. Feng, G. Niu, X. Geng, and M. Sugiyama, “Progressive identification of true labels for partial-label learning,” in *Proceedings of 37th International Conference on Machine Learning (ICML’20)*, 2020.
- [9] L. Feng, J. Lv, B. Han, M. Xu, G. Niu, X. Geng, B. An, and M. Sugiyama, “Provably consistent partial-label learning,” in *Proceedings of 35th International Conference on Machine Learning (ICML’20)*, 2020.
- [10] Y. Yao, C. Gong, J. Deng, X. Chen, J. Wu, and J. Yang, “Deep discriminative cnn with temporal ensembling for ambiguously-labeled image classification,” in *Proceedings of 34th AAAI Conference on Artificial Intelligence (AAAI’20)*, (New York, NY), pp. 12669–12676, 2020.
- [11] J. Luo and F. Orabona, “Learning from candidate labeling sets,” in *Advances in Neural Information Processing Systems 23 (NeurIPS’10)*, pp. 1504–1512, 2010.
- [12] L. Liu and T. G. Dietterich, “A conditional multinomial mixture model for superset label learning,” in *Advances in Neural Information Processing Systems 25 (NIPS’12)*, pp. 548–556, 2012.
- [13] Z. Zeng, S. Xiao, K. Jia, T. Chan, S. Gao, D. Xu, and Y. Ma, “Learning by associating ambiguously labeled images,” in *Proceedings of the 26th IEEE Conference on Computer Vision and Pattern Recognition (CVPR’13)*, pp. 708–715, 2013.
- [14] Y. Chen, V. M. Patel, J. K. Pillai, R. Chellappa, and P. J. Phillips, “Dictionary learning from ambiguously labeled data,” in *Proceedings of the 26th IEEE Conference on Computer Vision and Pattern Recognition (CVPR’13)*, pp. 353–360, 2013.
- [15] L. Feng and B. An, “Partial label learning by semantic difference maximization,” in *Proceedings of the 28th International Joint Conference on Artificial Intelligence (IJCAI’19)*, pp. 2294–2300, 2019.

- [16] L. Feng and B. An, “Partial label learning with self-guided retraining,” in *Proceedings of 33rd AAAI Conference on Artificial Intelligence (AAAI’19)*, pp. 3542–3549, 2019.
- [17] N. Xu, J. Lv, and X. Geng, “Partial label learning via label enhancement,” in *Proceedings of the 33rd AAAI Conference on Artificial Intelligence (AAAI’19)*, pp. 5557–5564, 2019.
- [18] H. Wen, H. Hang, J. Liu, and Z. Lin, “Leveraged weighted loss for partial label learning,” in *Proceedings of 36th International Conference on Machine Learning (ICML’21)*, 2021.
- [19] E. Hullermeier and J. Beringer, “Learning from ambiguously labeled examples,” *Intelligent Data Analysis*, vol. 10, no. 5, pp. 419–439, 2006.
- [20] M. Zhang and F. Yu, “Solving the partial label learning problem: An instance-based approach,” in *Proceedings of the 24th International Joint Conference on Artificial Intelligence (IJCAI’15)*, pp. 4048–4054, 2015.
- [21] N. Manwani and P. S. Sastry, “Noise tolerance under risk minimization,” *IEEE Transactions on Cybernetics*, vol. 43, pp. 1146–1151, 2013.
- [22] A. Ghosh, N. Manwani, and P. Sastry, “Making risk minimization tolerant to label noise,” *Neurocomputing*, vol. 160, pp. 93–107, 2015.
- [23] A. Ghosh, H. Kumar, and P. Sastry, “Robust loss functions under label noise for deep neural networks,” in *Proceedings of 31st AAAI Conference on Artificial Intelligence (AAAI’17)*, pp. 1919–1925, 2017.
- [24] Z. Zhang and M. Sabuncu, “Generalized cross entropy loss for training deep neural networks with noisy labels,” in *Advances in Neural Information Processing Systems 31 (NeurIPS’18)*, pp. 8778–8788, 2018.
- [25] Y. Wang, X. Ma, Z. Chen, Y. Luo, J. Yi, and J. Bailey, “Symmetric cross entropy for robust learning with noisy labels,” in *Proceedings of the IEEE International Conference on Computer Vision*, pp. 322–330, 2019.
- [26] A. K. Menon, A. S. Rawat, S. J. Reddi, and S. Kumar, “Can gradient clipping mitigate label noise?,” in *In Proceedings of 8th International Conference on Learning Representations (ICLR’20)*, 2020.
- [27] T. Lin, P. Goyal, R. Girshick, K. He, and P. Dollár, “Focal loss for dense object detection,” in *In Proceedings of the 16th IEEE International Conference on Computer Vision (ICCV’17)*, pp. 2980–2988, 2017.
- [28] D. Angluin and P. Laird, “Learning from noisy examples,” *Machine Learning*, vol. 2, no. 4, p. 343–370, 1988.
- [29] N. Natarajan, I. S. Dhillon, P. Ravikumar, and A. Tewari, “Learning with noisy labels,” in *Advances in Neural Information Processing Systems 26 (NeurIPS’13)*, vol. 26, pp. 1196–1204, 2013.
- [30] A. Menon, b. Van Rooyen, C. Ong, and B. Williamson, “Learning from corrupted binary labels via class-probability estimation,” in *Proceedings of 32nd International Conference on Machine Learning (ICML’15)*, pp. 125–134, 2015.
- [31] G. Patrini, A. Rozza, A. K. Menon, R. Nock, and L. Qu, “Making deep neural networks robust to label noise: A loss correction approach,” in *Proceedings of the 30th IEEE Conference on Computer Vision and Pattern Recognition (CVPR’17)*, pp. 1944–1952, 2017.

- [32] B. Han, Q. Yao, X. Yu, G. Niu, M. Xu, W. Hu, I. Tsang, and M. Sugiyama, “Co-teaching: Robust training of deep neural networks with extremely noisy labels,” in *Advances in Neural Information Processing Systems 31 (NeurIPS’18)*, pp. 8527–8537, 2018.
- [33] X. Xia, T. Liu, N. Wang, B. Han, C. Gong, G. Niu, and M. Sugiyama, “Are anchor points really indispensable in label-noise learning?,” in *Advances in Neural Information Processing Systems 32 (NeurIPS’19)*, pp. 6838–6849, 2019.
- [34] P. L. Bartlett, M. I. Jordan, and J. D. McAuliffe, “Convexity, classification, and risk bounds,” *Journal of the American Statistical Association*, vol. 101, no. 473, p. 138–156, 2006.
- [35] C. Scott, “Calibrated asymmetric surrogate losses,” *Electronic Journal of Statistics*, vol. 6, p. 958–992, 2012.
- [36] M. Mohri, A. Rostamizadeh, and A. Talwalkar, *Foundations of Machine Learning*. MIT Press, 2012.
- [37] C. Tang and M. Zhang, “Confidence-rated discriminative partial label learning,” in *Proceedings of 31st AAAI Conference on Artificial Intelligence (AAAI’17)*, pp. 2611–2617, 2017.
- [38] A. Paszke, S. Gross, F. Massa, A. Lerer, J. Bradbury, G. Chanan, T. Killeen, Z. Lin, N. Gimelshein, L. Antiga, *et al.*, “Pytorch: an imperative style, high-performance deep learning library,” in *Advances in Neural Information Processing Systems 32 (NeurIPS’19)*, pp. 8024–8035, 2019.
- [39] Y. LeCun, L. Bottou, Y. Bengio, and P. Haffner, “Gradient-based learning applied to document recognition,” *Proceedings of the IEEE*, vol. 86, no. 11, pp. 2278–2324, 1998.
- [40] H. Xiao, K. Rasul, and R. Vollgraf, “Fashion-mnist: a novel image dataset for benchmarking machine learning algorithms,” *arXiv preprint arXiv:1708.07747*, 2017.
- [41] T. Clanuwat, M. Bober-Irizar, A. Kitamoto, A. Lamb, K. Yamamoto, and D. Ha, “Deep learning for classical japanese literature,” *arXiv preprint arXiv:1812.01718*, 2018.
- [42] A. Krizhevsky and G. Hinton, *Learning multiple layers of features from tiny images*. Citeseer, 2009.
- [43] G. Huang, Z. Liu, L. V. D. Maaten, and K. Q. Weinberger, “Densely connected convolutional networks,” in *Proceedings of the 30th IEEE Conference on Computer Vision and Pattern Recognition (CVPR’17)*, p. 4700–4708, 2017.
- [44] H. Robbins and S. Monro, “A stochastic approximation method,” *The Annals of Mathematical Statistics*, vol. 22, no. 3, pp. 400–407, 1951.
- [45] S. Ioffe and C. Szegedy, “Batch normalization: Accelerating deep network training by reducing internal covariate shift,” in *Proceedings of the 32nd International Conference on Machine Learning (ICML’15)*, (Lille, France), pp. 448–456, 2015.

Supplementary Material

A Bounds of Various Bounded Multi-Class Losses

For bounded multi-class loss functions, we derive the bounds of the sum of losses over all classes.

MAE

$$\sum_{i=1}^k \ell_{\text{MAE}}(f(\mathbf{x}), i) = \sum_{i=1}^k \|e^i - f(\mathbf{x})\|_1 = \sum_{i=1}^k 2 - 2f_i(\mathbf{x}) = 2k - 2.$$

MSE

$$\sum_{i=1}^k \ell_{\text{MSE}}(f(\mathbf{x}), i) = \sum_{i=1}^k \|e^i - f(\mathbf{x})\|_2^2 = \sum_{i=1}^k (1 - f_i(\mathbf{x}) + \|f(\mathbf{x})\|_2^2) = k - 2 + k\|f(\mathbf{x})\|_2^2.$$

Since $0 \leq f_i(\mathbf{x}) \leq 1$ for all i and $\sum_{i=1}^k f_i(\mathbf{x}) = 1$, we have $\frac{1}{k} \leq \|f(\mathbf{x})\|_2^2 \leq 1$. Hence $k - 2 \leq \sum_{i=1}^k \ell_{\text{MSE}}(f(\mathbf{x}), i) \leq 2k - 2$.

RCE

$$\begin{aligned} \sum_{j=1}^k \ell_{\text{RCE}}(f(\mathbf{x}), j) &= - \sum_{j=1}^k \sum_{i=1}^k f_i(\mathbf{x}) \log e_i^j = - \sum_{j=1}^k A \sum_{i \neq j} f_i(\mathbf{x}) \\ &= - \sum_{j=1}^k A(1 - f_j(\mathbf{x})) = A - Ak. \end{aligned}$$

GCE

$$\sum_{i=1}^k \ell_{\text{GCE}}(f(\mathbf{x}), i) = \sum_{i=1}^k \frac{1 - f_i(\mathbf{x})^q}{q}.$$

Since $q \in (0, 1]$, we have $f_i(\mathbf{x}) \leq f_i(\mathbf{x})^q$. Thus,

$$\sum_{i=1}^k \frac{1 - f_i(\mathbf{x})^q}{q} \leq \sum_{i=1}^k \frac{1 - f_i(\mathbf{x})}{q} \leq \frac{k - \sum_{i=1}^k f_i(\mathbf{x})}{q} = \frac{k - 1}{q}.$$

Moreover, since $\sum_{i=1}^k f_i(\mathbf{x})^q \leq \sum_{i=1}^k (1/k)^q$, then

$$\sum_{i=1}^k \frac{1 - f_i(\mathbf{x})^q}{q} \leq \sum_{i=1}^k \frac{1 - (1/k)^q}{q} = \frac{k - k^{1-q}}{q}.$$

The same proof can also be found in Zhang and Sabuncu [24].

PCE When $k > \tau$,

$$k(-\tau \frac{1}{k} + \log \tau + 1) \leq \sum_{i=1}^k \ell_{\text{PCE}}(f(\mathbf{x}), i) \leq -\log(1) + (k - 1)(\log \tau + 1).$$

When $k \leq \tau$,

$$-k \log(\frac{1}{k}) \leq \sum_{i=1}^k \ell_{\text{PCE}}(f(\mathbf{x}), i) \leq -\log(1) + (k - 1)(\log \tau + 1).$$

B Proofs

In this section, we give the formal statements of Theorem 7 and the proofs of our main results.

B.1 Proof of Theorem 1

$$\begin{aligned}
\mathcal{R}_{\text{PL}}(f) &= \mathbb{E}_{p(\mathbf{x}, s)} \ell_{\text{PL}}(f(\mathbf{x}), s) \\
&= \mathbb{E}_{p(\mathbf{x}, y)} \mathbb{E}_{p(s|\mathbf{x}, y)} \ell_{\text{PL}}(f(\mathbf{x}), s) \\
&= \mathbb{E}_{p(\mathbf{x}, y)} \sum_s p(s|\mathbf{x}, y) \frac{1}{|s|} \sum_{i \in s} \ell(f(\mathbf{x}), i) \\
&= \mathbb{E}_{p(\mathbf{x}, y)} \left\{ A \ell(f(\mathbf{x}), y) + \sum_{i \neq y} h(i) \ell(f(\mathbf{x}), i) \right\} \\
(1) \quad &= \mathbb{E}_{p(\mathbf{x}, y)} \left\{ A \left[C - \sum_{i \neq y} \ell(f(\mathbf{x}), i) \right] + \sum_{i \neq y} h(i) \ell(f(\mathbf{x}), i) \right\} \\
&= AC - \mathbb{E}_{p(\mathbf{x}, y)} \sum_{i \neq y} (A - h(i)) \ell(f(\mathbf{x}), i), \\
(2) \quad &\leq A \mathbb{E}_{p(\mathbf{x}, y)} [C_2 - \sum_{i \neq y} \ell(f(\mathbf{x}), i)] + \mathbb{E}_{p(\mathbf{x}, y)} \sum_{i \neq y} h(i) \ell(f(\mathbf{x}), i) \\
&= AC_2 - \mathbb{E}_{p(\mathbf{x}, y)} \sum_{i \neq y} (A - h(i)) \ell(f(\mathbf{x}), i), \\
&\text{and } \geq AC_1 - \mathbb{E}_{p(\mathbf{x}, y)} \sum_{i \neq y} (A - h(i)) \ell(f(\mathbf{x}), i),
\end{aligned}$$

where

$$\begin{aligned}
A &= \sum_{s: |s|=1} \eta_{ys} + \frac{1}{2} \sum_{s: |s|=2} \eta_{ys} + \cdots + \frac{1}{k-1} \sum_{s: |s|=k-1} \eta_{ys} = \sum_{i=1}^{k-1} \frac{1}{i} \sum_{s: |s|=i} \eta_{ys}, \\
h(i) &= \frac{1}{2} \sum_{s: |s|=2, i \in s} \eta_{ys} + \frac{1}{3} \sum_{s: |s|=3, i \in s} \eta_{ys} + \cdots + \frac{1}{k-1} \sum_{s: |s|=k-1, i \in s} \eta_{ys}, \quad \forall i \neq y.
\end{aligned}$$

A is the *weighted sum* of $p(y \in s|\mathbf{x}, y)$, and $h(i)$ is the weighted sum of $p(i \in s, i \neq y|\mathbf{x}, y)$. If for all incorrect label i , there is $\sum_{s: i \in s} \eta_{ys} < 1$, we have $A - h(i) > 0, \forall i \neq y$.

(1) Recall that $\mathcal{R}_{\text{PL}}^*$ is the minimal PL risk such that $\mathcal{R}_{\text{PL}}^* - \mathcal{R}_{\text{PL}}(f^*) \leq 0$. It leads to

$$\mathbb{E}_{p(\mathbf{x}, y)} \sum_{i \neq y} (A - h(i)) (\ell(f^*(\mathbf{x}), i) - \ell(f_{\text{PL}}^*(\mathbf{x}), i)) \leq 0.$$

Since $A - h(i) > 0$, the multi-class loss ℓ has to satisfy:

$$\ell(f^*(\mathbf{x}), i) \leq \ell(f_{\text{PL}}^*(\mathbf{x}), i), \forall i \neq y. \quad (11)$$

According to our assumption that $\mathcal{R}^* = 0$, $\ell(f^*(\mathbf{x}), y) = 0$ always holds. For symmetric losses, there are $\sum_{i=1}^k \ell(f^*(\mathbf{x}), i) = C$ and $0 \leq \ell(f(\mathbf{x}), i) \leq C/(k-1)$. Thus we have $\ell(f^*(\mathbf{x}), i) = C/(k-1), \forall i \neq y$. To make Eq. (11) hold, $\ell(f_{\text{PL}}^*(\mathbf{x}), i) = C/(k-1), \forall i \neq y$ must hold. It leads to $\ell(f_{\text{PL}}^*(\mathbf{x}), y) = 0$, which means $\ell(f^*(\mathbf{x}), i) = \ell(f_{\text{PL}}^*(\mathbf{x}), i)$ for all $i \in \mathcal{Y}$, that is, $\mathcal{R}^* = \mathcal{R}_{\text{PL}}^*, f^* = f_{\text{PL}}^*$. The similar proof can also be found in Ghosh *et al.* [23].

(2)

$$\mathcal{R}_{\text{PL}}(f^*) - \mathcal{R}_{\text{PL}}^* \leq A(C_2 - C_1) + \mathbb{E}_{p(\mathbf{x}, y)} \sum_{i \neq y} (A - h(i)) (\ell(f_{\text{PL}}^*(\mathbf{x}), i) - \ell(f^*(\mathbf{x}), i)). \quad (12)$$

As described above, $A - h(i) > 0$ holds. To derive an upper bound, it requires to maximize the second term in Eq. (12). Our assumption $\mathcal{R}^* = 0$ is only satisfied when $f_y^*(\mathbf{x}) = 1, f_i^*(\mathbf{x}) = 0, i \neq y$. Then $\ell(f^*(\mathbf{x}), i) = U, \forall i \neq y$, and hence the second term is maximized iff $\ell(f_{\text{PL}}^*(\mathbf{x}), i) = U, \forall i \neq y$. As a result, the upper bound is $A(C_2 - C_1)$. The similar proof can also be found in Zhang and Sabuncu [24]. \square

B.2 Proof of Corollary 2

$$\begin{aligned}
\mathcal{R}_{\text{PL}}(f) &= \mathbb{E}_{p(\mathbf{x}, y)} \mathbb{E}_{p(s|\mathbf{x}, y)} \ell_{\text{PL}}(f(\mathbf{x}), s) \\
&= \mathbb{E}_{p(\mathbf{x}, y)} \left\{ A \ell(f(\mathbf{x}), y) + A' \sum_{i \neq y} \ell(f(\mathbf{x}), i) \right\} \\
(1) &= A \mathbb{E}_{p(\mathbf{x}, y)} \ell(f(\mathbf{x}), y) + A' \mathbb{E}_{p(\mathbf{x}, y)} [C - \ell(f(\mathbf{x}), y)] \\
&= A'C + (A - A')\mathcal{R}(f), \\
(2) &= A \mathbb{E}_{p(\mathbf{x}, y)} \ell(f(\mathbf{x}), y) + A' \mathbb{E}_{p(\mathbf{x}, y)} \left\{ \sum_{i=1}^k \ell(f(\mathbf{x}), i) - \ell(f(\mathbf{x}), y) \right\} \\
&= A' \mathbb{E}_{p(\mathbf{x}, y)} \sum_{i=1}^k \ell(f(\mathbf{x}), i) + (A - A')\mathcal{R}(f),
\end{aligned}$$

where

$$\begin{aligned}
A &= \frac{1}{2^{k-1}-1} [C_{k-1}^0 + \frac{1}{2}C_{k-1}^1 + \dots + \frac{1}{k-1}C_{k-1}^{k-2}] = \frac{1}{2^{k-1}-1} \sum_{j=1}^{k-1} \frac{1}{j} C_{k-1}^{j-1}, \\
A' &= \frac{1}{2^{k-1}-1} \sum_{i \in s, i \neq y} \frac{1}{|s|} = \frac{1}{2^{k-1}-1} \sum_{j=2}^{k-1} \frac{1}{j} C_{k-2}^{j-2}, \quad \forall i \neq y.
\end{aligned}$$

Then $A - A' = \frac{1}{2^{k-1}-1} \sum_{j=1}^{k-1} \frac{1}{j} C_{k-2}^{j-1} > 0$.

(1) For any f , we have

$$\mathcal{R}_{\text{PL}}(f^*) - \mathcal{R}_{\text{PL}}(f) = (A - A')(\mathcal{R}^* - \mathcal{R}(f)) \leq 0,$$

because $A - A' > 0$ and $\mathcal{R}^* - \mathcal{R}(f) \leq 0$. Thus, f^* is also the optimal PL classifier, i.e., $f^* = f_{\text{PL}}^*$, which concludes the proof.

(2) Based on definition of bounded loss functions, we have an inequality w.r.t. $\mathcal{R}_{\text{PL}}(f)$:

$$A'C_1 + (A - A')\mathcal{R}(f) \leq \mathcal{R}_{\text{PL}}(f) \leq A'C_2 + (A - A')\mathcal{R}(f),$$

and an inequality w.r.t. $\mathcal{R}(f)$:

$$\frac{\mathcal{R}_{\text{PL}}(f) - A'C_2}{A - A'} \leq \mathcal{R}(f) \leq \frac{\mathcal{R}_{\text{PL}}(f) - A'C_1}{A - A'}.$$

Thus,

$$\mathcal{R}_{\text{PL}}(f^*) - \mathcal{R}_{\text{PL}}^* \leq (A - A')(\mathcal{R}^* - \mathcal{R}(f_{\text{PL}}^*)) + A'(C_2 - C_1) \leq A'(C_2 - C_1),$$

or equivalently,

$$\mathcal{R}(f_{\text{PL}}^*) - \mathcal{R}^* \leq \frac{\mathcal{R}_{\text{PL}}^* - \mathcal{R}_{\text{PL}}(f^*)}{A - A'} + \frac{A'(C_2 - C_1)}{A - A'} \leq \frac{A'(C_2 - C_1)}{A - A'}.$$

Then the proof is concluded. \square

The proofs of Theorems 3 and 5 are similar to the proof of Theorems 1. The proofs of Corollaries 4 and 6 are similar to the proof of Corollary 2.

B.3 Formal Statements and Proofs of Theorem 7

Firstly, let us consider the Sampling Noise Process and the Flipping Noise Process.

Let A and $h(i)$ represent the weighted sum of $p(y \in s|\mathbf{x}, y)$ and $p(i \in s, i \neq y|\mathbf{x}, y)$. By this, we have the following theorem.

Theorem 8. *With the Sampling Noise Process, suppose $\mathcal{R}^* = 0$ and $A > h(i), \forall i \neq y$, then*

(1) *for any symmetric loss, $f^* = f_{\text{PL}}^*$;*

(2) *for any bounded loss, $0 \leq \mathcal{R}_{\text{PL}}(f^*) - \mathcal{R}_{\text{PL}}^* \leq A(C_2 - C_1)$.*

Proof.

$$\begin{aligned}
\mathcal{R}_{\text{PL}}(f) &= \mathbb{E}_{p(\mathbf{x}, y)} \mathbb{E}_{p(s|\mathbf{x}, y)} \ell_{\text{PL}}(f(\mathbf{x}), s) \\
&= \mathbb{E}_{p(\mathbf{x}, y)} \left\{ d(y) \ell(f(\mathbf{x}), y) + \sum_{i \neq y} d(y, i) \ell(f(\mathbf{x}), i) + \sum_{i \neq y} [d(i) \ell(f(\mathbf{x}), i) + \sum_{j \neq i} d(i, j) \ell(f(\mathbf{x}), j)] \right\} \\
(1) &= \mathbb{E}_{p(\mathbf{x}, y)} \left\{ d(y) (C - \sum_{i \neq y} \ell(f(\mathbf{x}), i)) + \sum_{i \neq y} d(y, i) \ell(f(\mathbf{x}), i) \right\} \\
&\quad + \mathbb{E}_{p(\mathbf{x}, y)} \left\{ \sum_{i \neq y} d(i) \ell(f(\mathbf{x}), i) + \sum_{i \neq y} d(i, y) \ell(f(\mathbf{x}), y) + \sum_{i \neq y} \sum_{j \neq i, y} d(j, i) \ell(f(\mathbf{x}), i) \right\} \\
&= (d(y) + \sum_{i \neq y} d(i, y)) C \\
&\quad - \mathbb{E}_{p(\mathbf{x}, y)} \left\{ \underbrace{\sum_{i \neq y} [d(y) - d(y, i) - d(i) + \sum_{j \neq y} d(j, y) - \sum_{j \neq i, y} d(j, i)] \ell(f(\mathbf{x}), i)}_T \right\}, \\
(2) &\leq (d(y) + \sum_{i \neq y} d(i, y)) C_2 - \mathbb{E}_{p(\mathbf{x}, y)} \sum_{i \neq y} T \ell(f(\mathbf{x}), i), \\
&\text{and } \geq (d(y) + \sum_{i \neq y} d(i, y)) C_1 - \mathbb{E}_{p(\mathbf{x}, y)} \sum_{i \neq y} T \ell(f(\mathbf{x}), i),
\end{aligned}$$

where

$$\begin{aligned}
d(y) &= (1 - \gamma_y) \left(\sum_{s:|s|=1, y \in s} \eta_{ys} + \frac{1}{2} \sum_{s:|s|=2, y \in s} \eta_{ys} + \cdots + \frac{1}{k-1} \sum_{s:|s|=k-1, i \in s} \eta_{ys} \right), \\
d(i) &= \bar{\gamma}_{yi} \left(\sum_{s:|s|=1, i \in s} \eta_{is} + \frac{1}{2} \sum_{s:|s|=2, i \in s} \eta_{is} + \cdots + \frac{1}{k-1} \sum_{s:|s|=k-1, i \in s} \eta_{is} \right), \quad \forall i \neq y, \\
d(y, j) &= (1 - \gamma_y) \left(\frac{1}{2} \sum_{s:|s|=2, y, i \in s} \eta_{ys} + \cdots + \frac{1}{k-1} \sum_{s:|s|=k-1, y, i \in s} \eta_{ys} \right), \quad \forall j \neq y, \\
d(i, j) &= \bar{\gamma}_{yi} \left(\frac{1}{2} \sum_{s:|s|=2, i, j \in s} \eta_{is} + \cdots + \frac{1}{k-1} \sum_{s:|s|=k-1, i, j \in s} \eta_{is} \right), \quad \forall i \neq y, j \neq i, \\
A &= d(y) + \sum_{j \neq y} d(j, y), \quad h(i) = d(y, i) + d(i) + \sum_{j \neq i, y} d(j, i), \quad \forall i \neq y.
\end{aligned}$$

$d(y)$ and $d(i)$ represent the weighted sum of $p(y \in s | \mathbf{x}, \bar{y} = y)$ and $p(i \in s | \mathbf{x}, \bar{y} = i)$, respectively. And $d(y, j)$ and $d(i, j)$ represent the weighted sum of $p(j \in s, j \neq y | \mathbf{x}, \bar{y} = y)$ and $p(j \in s, j \neq i | \mathbf{x}, \bar{y} = i)$, respectively. With the constraints $\mathcal{R}^* = 0$ and $T > 0$, this theorem can be proved by referring to the proof of Theorem 1.

Specially, we assume PLs are generated by the Uniform Sampling Process. In this way, there are

$$\begin{aligned}
d(y) &= \frac{1 - \gamma_y}{2^{k-1} - 1} \sum_{j=1}^{k-1} \frac{1}{j} C_{k-1}^{j-1}, \quad d(i) = \frac{\bar{\gamma}_{yi}}{(2^{k-1} - 1)} \sum_{j=1}^{k-1} \frac{1}{j} C_{k-1}^{j-1}, \\
d(y, i) &= \frac{1 - \gamma_y}{2^{k-1} - 1} \sum_{j=2}^{k-1} \frac{1}{j} C_{k-2}^{j-2}, \quad \sum_{j \neq y} d(j, y) = \frac{\gamma_y}{2^{k-1} - 1} \sum_{j=2}^{k-1} \frac{1}{j} C_{k-2}^{j-2}, \\
\sum_{j \neq i, y} d(j, i) &= \frac{1 - \sum_{j \neq y, i} \bar{\gamma}_{yj}}{(2^{k-1} - 1)} \sum_{j=2}^{k-1} \frac{1}{j} C_{k-2}^{j-2}.
\end{aligned}$$

Then $A > h(i)$ is reduced to

$$(1 - \gamma_y - \bar{\gamma}_{yi}) \sum_{j=1}^{k-1} \frac{1}{j} C_{k-1}^{j-1} > (1 - \gamma_y - \bar{\gamma}_{yi}) \sum_{j=2}^{k-1} \frac{1}{j} C_{k-2}^{j-2},$$

which always holds if $1 - \gamma_y - \bar{\gamma}_{yi} > 0$.

Further assuming the noise is symmetric, i.e., $\gamma_y = \gamma, \bar{\gamma}_{yi} = \frac{\gamma}{k-1}$, $A > h(i)$ can be simplified to

$$(k-1-\gamma k) \sum_{j=1}^{k-1} \frac{1}{j} C_{k-1}^{j-1} > (k-1-\gamma k) \sum_{j=2}^{k-1} \frac{1}{j} C_{k-2}^{j-2},$$

which always holds if $k-1-\gamma k > 0$, i.e., $\gamma < \frac{k-1}{k}$. □

Similarly, in the Flipping Noise Process, there are

$$\begin{aligned} d(y) &= (1-\gamma_y) \left(\prod_{i \neq y} (1-\eta_{yi}) + \frac{1}{2} \sum_{i=1, i \neq y}^k \eta_{yi} \prod_{j \neq y, i} (1-\eta_{yj}) \right. \\ &\quad \left. + \frac{1}{3} \sum_{i=1, i \neq y}^{k-1} \sum_{j=i+1, j \neq y}^k \eta_{yi} \eta_{yj} \prod_{m \neq y, i, j} (1-\eta_{ym}) + \dots + \frac{1}{k-1} \sum_{i=1, i \neq y}^k (1-\eta_{yi}) \prod_{j \neq y, i} \eta_{yj} \right), \\ d(i) &= \bar{\gamma}_{yi} \left(\prod_{j \neq i} (1-\eta_{ij}) + \frac{1}{2} \sum_{j=1, j \neq i}^k \eta_{ij} \prod_{m \neq i, j} (1-\eta_{im}) \right. \\ &\quad \left. + \frac{1}{3} \sum_{j=1, j \neq i}^{k-1} \sum_{m=j+1, m \neq i}^k \eta_{ij} \eta_{im} \prod_{n \neq i, j, m} (1-\eta_{in}) + \dots + \frac{1}{k-1} \sum_{j=1, j \neq i}^k (1-\eta_{ij}) \prod_{m \neq i, j} \eta_{im} \right), \quad \forall i \neq y, \\ d(y, j) &= (1-\gamma_y) \left(\frac{1}{2} \eta_{yj} \prod_{m \neq y, j} (1-\eta_{ym}) + \frac{1}{3} \eta_{yj} \sum_{m=1, m \neq y, j}^k \eta_{ym} \prod_{n \neq y, j, m} (1-\eta_{yn}) \right. \\ &\quad \left. + \dots + \frac{1}{k-1} \sum_{m=1, m \neq y, j}^k (1-\eta_{ym}) \prod_{n \neq y, m} \eta_{yn} \right), \quad \forall j \neq y, \\ d(i, j) &= \bar{\gamma}_{yi} \left(\frac{1}{2} \eta_{ij} \prod_{m \neq i, j} (1-\eta_{im}) + \frac{1}{3} \eta_{ij} \sum_{m=1, m \neq i, j}^k \eta_{im} \prod_{n \neq i, j, m} (1-\eta_{in}) \right. \\ &\quad \left. + \dots + \frac{1}{k-1} \sum_{m=1, m \neq i, j}^k (1-\eta_{im}) \prod_{n \neq i, m} \eta_{in} \right), \quad \forall i \neq i, j \neq i, \\ A &= d(y) + \sum_{j \neq y} d(j, y), \quad h(i) = d(y, i) + d(i) + \sum_{j \neq i, y} d(j, i), \quad \forall i \neq y. \end{aligned}$$

According to the above formulas, we have the following theorem.

Theorem 9. *With the Flipping Noise Process, suppose $\mathcal{R}^* = 0$ and $A > h(i), \forall i \neq y$, then*

- (1) *for any symmetric loss, $f^* = f_{\text{PL}}^*$;*
- (2) *for any bounded loss, $0 \leq \mathcal{R}_{\text{PL}}(f^*) - \mathcal{R}_{\text{PL}}^* \leq AM(C_2 - C_1)$.*

This theorem can be proved by referring to the proof of Theorem 8.

Secondly, let us consider the Noisy Sampling Process and the Noisy Flipping Process.

Let A and $h(i)$ represent the weighted sum of $p(y \in s | \mathbf{x}, y)$ and $p(i \in s, i \neq y | \mathbf{x}, y)$, then

Theorem 10. *With the Noisy Sampling Process, suppose $\mathcal{R}^* = 0$ and $A > h(i), \forall i \neq y$, then*

- (1) *for any symmetric loss, $f^* = f_{\text{PL}}^*$;*
- (2) *for any bounded loss, $0 \leq \mathcal{R}_{\text{PL}}(f^*) - \mathcal{R}_{\text{PL}}^* \leq A(C_2 - C_1)$.*

Proof.

$$\begin{aligned}
\mathcal{R}_{\text{PL}}(f) &= \mathbb{E}_{p(\mathbf{x}, y)} \mathbb{E}_{p(s|\mathbf{x}, y)} \ell_{\text{PL}}(f(\mathbf{x}), s) \\
&= \mathbb{E}_{p(\mathbf{x}, y)} \left\{ A \ell(f(\mathbf{x}), y) + \sum_{i \neq y} h(i) \ell(f(\mathbf{x}), i) \right\} \\
(1) &= \mathbb{E}_{p(\mathbf{x}, y)} \left\{ A(C - \sum_{i \neq y} \ell(f(\mathbf{x}), i)) + \sum_{i \neq y} h(i) \ell(f(\mathbf{x}), i) \right\} \\
&= AC - \mathbb{E}_{p(\mathbf{x}, y)} \sum_{i \neq y} (A - h(i)) \ell(f(\mathbf{x}), i), \\
(2) &\leq AC_2 - \mathbb{E}_{p(\mathbf{x}, y)} M \sum_{i \neq y} (A - h(i)) \ell(f(\mathbf{x}), i), \\
&\text{and } \geq AC_1 - \mathbb{E}_{p(\mathbf{x}, y)} M \sum_{i \neq y} (A - h(i)) \ell(f(\mathbf{x}), i),
\end{aligned}$$

where

$$\begin{aligned}
A &= \sum_{s:|s|=1} (1 - \gamma_s) \eta_{ys} + \frac{1}{2} \sum_{s:|s|=2} (1 - \gamma_s) \eta_{ys} + \cdots + \frac{1}{k-1} \sum_{s:|s|=k-1} (1 - \gamma_s) \eta_{ys}, \\
h(i) &= \underbrace{\frac{1}{2} \sum_{s:|s|=2, i \in s} (1 - \gamma_s) \eta_{ys} + \frac{1}{3} \sum_{s:|s|=3, i \in s} (1 - \gamma_s) \eta_{ys} + \cdots + \frac{1}{k-1} \sum_{s:|s|=k-1, i \in s} (1 - \gamma_s) \eta_{ys}}_{T_1} \\
&\quad + \underbrace{\frac{1}{k-1} \sum_{s:|s|=1, i \notin s} \gamma_s \eta_{ys} + \frac{1}{k-2} \sum_{s:|s|=2, i \notin s} \gamma_s \eta_{ys} + \cdots + \sum_{s:|s|=k-1, i \notin s} \gamma_s \eta_{ys}}_{T_2}, \quad \forall i \neq y.
\end{aligned}$$

Here, T_1 represents the weighted sum of the probabilities that a particular incorrect label appears in the candidate label set without being taken the complement, and T_2 represents that in the set after being taken the complement. If $\mathcal{R}^* = 0$ and $A - h(i) > 0$, this theorem can be proved following the same arguments in Theorem 1.

Specially, we consider a uniform sampling probability where $\eta_{ys} = \eta, \forall s \in \mathcal{S}$. We inspect $A - T_1$ and T_2 term by term where

$$\begin{aligned}
A - T_1 &= \sum_{s:|s|=1, i \notin s} (1 - \gamma_s) \eta + \frac{1}{2} \sum_{s:|s|=2, i \notin s} (1 - \gamma_s) \eta + \cdots + \frac{1}{k-1} \sum_{s:|s|=k-1, i \notin s} (1 - \gamma_s) \eta, \\
T_2 &= \frac{1}{k-1} \sum_{s:|s|=1, i \notin s} \gamma_s \eta + \frac{1}{k-2} \sum_{s:|s|=2, i \notin s} \gamma_s \eta + \cdots + \sum_{s:|s|=k-1, i \notin s} \gamma_s \eta.
\end{aligned}$$

If $\gamma_s \leq \frac{k-i}{k}$, the i -term of $A - T_1$ is larger than the i -term of T_2 , and $i \in [k-1]$. Thus, if $\gamma_s \leq \frac{1}{k}, \forall s \in \mathcal{S}$, $A - h(i) > 0$.

Then, considering a uniform set flipping rate $\gamma_s = \gamma_{\text{PL}}, \forall s \in \mathcal{S}$, we have:

$$\begin{aligned}
A &= \frac{1 - \gamma_{\text{PL}}}{2^{k-1} - 1} \sum_{j=1}^{k-1} \frac{1}{j} C_{k-1}^{j-1}, \\
h(i) &= \frac{1 - \gamma_{\text{PL}}}{2^{k-1} - 1} \sum_{j=2}^{k-1} \frac{1}{j} C_{k-2}^{j-2} + \frac{\gamma_{\text{PL}}}{2^{k-1} - 1} \sum_{j=1}^{k-1} \frac{1}{k-j} C_{k-2}^{j-1}, \quad \forall i \neq y, \\
A - h(i) &= \frac{1 - \gamma_{\text{PL}}}{2^{k-1} - 1} \sum_{j=1}^{k-1} \frac{1}{j} C_{k-2}^{j-1} - \frac{\gamma_{\text{PL}}}{2^{k-1} - 1} \sum_{j=1}^{k-1} \frac{1}{k-j} C_{k-2}^{j-1}, \quad \forall i \neq y.
\end{aligned}$$

If $\frac{1 - \gamma_{\text{PL}}}{2^{k-1} - 1} - \frac{\gamma_{\text{PL}}}{2^{k-1} - 1} > 0$, i.e., $\gamma_{\text{PL}} < 1/2$, $A - h(i) > 0, \forall i \neq y$. □

Next, we use subscripts of $\gamma_{s_{\vec{Y}}}$ to denote $\vec{Y} \subset s$, \mathcal{Y}/i to denote the set containing all $[k]$ except the label i . Let

$$\begin{aligned}
A &= (1 - \gamma_{s_{\{y\}}}) \prod_{i \neq y} (1 - \eta_{yi}) + \frac{1}{2} \sum_{i=1, i \neq y}^k (1 - \gamma_{s_{\{y, i\}}}) \eta_{yi} \prod_{j \neq y, i} (1 - \eta_{yj}) \\
&\quad + \frac{1}{3} \sum_{i=1, i \neq y}^{k-1} \sum_{j=i+1, j \neq y}^k (1 - \gamma_{s_{\{y, i, j\}}}) \eta_{yi} \eta_{yj} \prod_{m \neq y, i, j} (1 - \eta_{ym}) + \cdots + \frac{1}{k-1} \sum_{i=1, i \neq y}^k (1 - \gamma_{s_{\{\mathcal{Y}/i\}}}) (1 - \eta_{yi}) \prod_{j \neq y, i} \eta_{yj}, \\
h(i) &= \frac{1}{2} (1 - \gamma_{s_{\{y, i\}}}) \eta_{yi} \prod_{j \neq y, i} (1 - \eta_{yj}) + \cdots + \frac{1}{k-1} \sum_{j=1, j \neq y, i}^k (1 - \gamma_{s_{\{\mathcal{Y}/j\}}}) (1 - \eta_{yj}) \prod_{m \neq y, j} \eta_{ym} \\
&\quad + \frac{1}{k-1} \gamma_{s_{\{y\}}} \prod_{j \neq y} (1 - \eta_{yj}) + \frac{1}{k-2} \sum_{j=1, j \neq i} \gamma_{s_{\{y, j\}}} \eta_{yj} \prod_{m \neq y, j} (1 - \eta_{ym}) + \cdots + \gamma_{s_{\{\mathcal{Y}/i\}}} (1 - \eta_{yi}) \prod_{j \neq y, i} \eta_{yj}, \forall i \neq y.
\end{aligned}$$

Then we have the following theorem.

Theorem 11. *With the Noisy Flipping Process, suppose $\mathcal{R}^* = 0$ and $A > h(i), \forall i \neq y$, then*

- (1) *for any symmetric loss, $f^* = f_{\text{PL}}^*$;*
- (2) *for any bounded loss, $0 \leq \mathcal{R}_{\text{PL}}(f^*) - \mathcal{R}_{\text{PL}}^* \leq AM(C_2 - C_1)$.*

This theorem can be proved in a similar way to Theorem 10.

C Experiments

In this section, we present the detailed information on experimental setup, and the supplementary experimental results.

C.1 Setup

MNIST This is a grayscale image dataset of handwritten digits from 0 to 9 where the size of the images is 28*28. It contains 60,000 training images and 10,000 test images.

Fashion-MNIST & Kuzushiji-MNIST These are two variants of MNIST. Each instance in them is a 28*28 grayscale image and associated with a label from 10 classes.

CIFAR-10 This dataset is a collection of 60,000 real-world object images in 10 classes, 50,000 images for training and 10,000 for testing. Each class has 6,000 32*32 RGB images.

The linear model is a linear-in-input model: d -10. MLP refers to a 5-layer FC with ReLU as the activation function: d -300-300-300-300-10. Batch normalization [45] was applied before hidden layers. The detailed architecture of DenseNet can be found in [43]. The softmax function was applied to the output layer of each model. These three models were trained by SGD with the default momentum parameter ($\beta = 0.9$), and the batch size was set to 256. For each loss function, we search the learning rate from $\{5e-3, 1e-3, 5e-4, 1e-4, 5e-5, 1e-5, 5e-6, 1e-6\}$ and weight decay from $\{1e-1, 1e-2, 1e-3, 1e-4, 1e-5\}$ in the clean datasets, and fix them in all cases. In DenseNet, the learning rate decays at the fiftieth epoch by multiplying a factor of 0.1.

Table 3: Means \pm standard deviations of train accuracy in percentage with different data generations.

	Model	Case	Bounded				Unbounded	
			MAE	MSE	GCE	PCE	CCE	FL
MNIST	Linear	1	92.18 ± 0.07	86.80±0.19	90.32±0.05	84.88±0.53	83.81±0.59	88.67±0.82
		2	93.52±0.19	92.49±0.06	93.50±0.03	93.89 ± 0.03	89.41±0.16	89.41±0.13
		3	92.86±0.04	89.42±0.22	92.99 ± 0.04	91.56±0.13	86.54±0.57	86.48±0.41
		4	92.88 ± 0.04	89.34±0.19	90.60±0.76	92.16±0.09	87.32±0.28	87.33±0.45
	Deep	1	98.13 ± 0.03	85.41±0.28	94.81±0.08	81.94±0.30	55.78±0.60	52.73±0.68
		2	99.54 ± 0.02	94.69±0.21	99.22±0.03	93.40±0.24	68.32±0.92	67.85±1.01
		3	95.39 ± 0.15	92.35±0.14	89.91±0.26	80.16±0.33	48.32±0.39	48.03±0.69
		4	88.77±0.59	93.60 ± 0.05	91.46±0.18	87.57±0.19	54.21±0.92	53.12±1.00
Fashion-MNIST	Linear	1	81.92±0.22	82.25±0.27	84.48 ± 0.09	78.22±0.87	78.43±1.38	79.04±1.09
		2	83.22±0.03	86.32±0.17	87.57 ± 0.04	87.64 ± 0.18	83.93±0.56	84.02±0.29
		3	81.12±0.96	83.35±0.33	86.93 ± 0.08	84.38±0.43	80.90±0.93	80.59±1.52
		4	82.63±0.79	83.48±0.43	86.96 ± 0.06	81.91±0.37	70.91±1.12	70.25±0.89
	Deep	1	93.15 ± 0.09	81.18±0.13	89.13±0.11	78.81±0.22	59.39±1.13	57.04±0.94
		2	97.13 ± 0.01	92.80±0.10	96.59±0.08	91.91±0.37	70.91±1.12	70.25±0.89
		3	91.60 ± 0.14	87.25±0.09	86.10±0.30	78.80±0.37	49.75±0.75	49.24±0.74
		4	87.28±0.16	87.80 ± 0.08	86.12±0.33	85.19±0.26	55.25±1.23	55.18±1.40
Kuzushiji-MNIST	Linear	1	81.40 ± 0.07	78.40±1.72	80.59±0.08	72.78±0.53	74.30±0.09	74.77±0.17
		2	83.16±0.03	83.97±0.10	81.83±0.02	84.96 ± 0.80	79.82±0.21	79.91±0.22
		3	82.12 ± 0.03	81.18±0.13	81.31±0.03	81.44±0.11	77.68±0.18	77.76±0.10
		4	78.72±0.14	81.01±0.08	81.33 ± 0.05	82.43 ± 0.17	78.40±0.08	78.72±0.14
	Deep	1	97.28 ± 0.05	81.04±0.33	89.87±0.11	74.45±0.21	46.25±0.58	44.06±0.65
		2	99.22 ± 0.02	91.53±0.24	98.21±0.04	90.59±0.25	64.16±0.91	64.13±0.45
		3	95.46 ± 0.12	87.39±0.15	85.59±0.41	74.89±0.35	46.13±0.56	46.40±0.53
		4	97.89 ± 0.07	89.16±0.29	85.61±0.33	82.61±0.21	49.43±0.68	48.65±0.61
CIFAR-10	Linear	1	43.58 ± 1.37	36.98±0.89	40.49±0.19	29.17±1.61	28.37±1.25	28.87±0.94
		2	49.02±0.45	45.80±0.48	50.05±0.07	52.08 ± 0.71	42.46±0.76	42.01±0.74
		3	43.61±1.03	44.99±0.13	46.63±0.05	46.91 ± 0.16	38.24±0.19	38.30±0.22
		4	44.26±1.54	45.18±0.21	47.35 ± 0.15	47.33 ± 0.18	41.13±0.25	41.14±0.28
	Deep	1	68.63±3.97	67.66±3.18	75.78 ± 2.18	54.36±2.64	56.12±2.30	45.90±1.40
		2	73.45±1.31	86.20±1.84	89.98 ± 1.88	89.87 ± 1.42	84.44±1.82	82.41±0.90
		3	75.01±5.12	68.96±2.25	80.20±1.97	68.70±1.70	65.45±1.38	58.48±1.21
		4	76.01±6.31	69.87±3.31	81.45±2.51	71.15±2.48	68.84±1.78	64.08±1.21

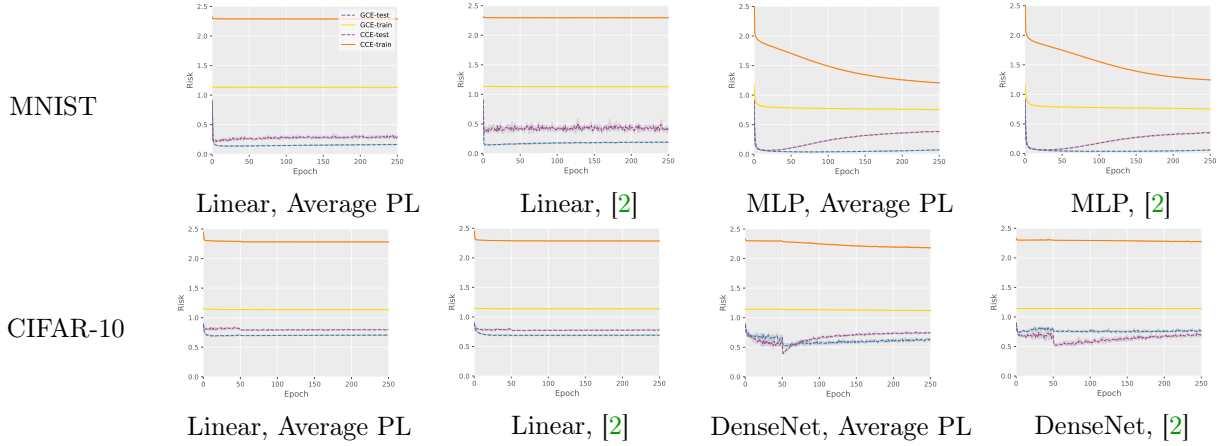


Figure 3: Bounded loss vs. unbounded loss under Case 4. The orange and gold lines are the empirical risk computed from the average PL loss and the loss proposed in [2] with training data. The dashed lines are the test error (risk w.r.t zero-one loss).

C.2 Results

Tabel 3 reports the transductive accuracy, i.e., the training set is evaluated with true labels, using different loss functions on benchmark datasets. As shown in the table, the average PL loss with bounded loss functions still significantly outperform it with unbounded losses.

Figure 3 illustrates the changes of the empirical PL risks resulting by a bounded loss and an unbounded loss under noisy PLs (Case 4). It shows almost the same trends with Figure 2, where training with the unbounded loss causes overfitting while training with the bounded loss is robust.

In this paper, we proved bounded loss functions can make a simple family of losses robust to PLs. In the experiments, we directly adopted the widely-used bounded multi-class losses, and they empirically support our theoretical findings. Note that instead of designing the ad-hoc deep architecture, training strategy, or learning objective tailed to PL learning and noisy PL learning, we proposed an ABS framework with provable guarantee, which any multi-class loss is compatible with. Therefore, it is no surprising that the average PL losses with general-purpose multi-class losses are just comparable or sometimes inferior to the state-of-the-art IBS methods. While our theoretical conclusions and empirical results reveal the massive untapped potential of ABS, and encourage the design of more suitable losses and more advanced learning methods following ABS.