

Data-Driven Invariant Learning for Probabilistic Programs

Jialu Bao¹, Drashti Pathak², Justin Hsu¹, and Subhajit Roy²

¹ University of Wisconsin–Madison

² Indian Institute of Technology (IIT) Kanpur

Abstract. Morgan and McIver’s *weakest pre-expectation* framework is one of the most well-established methods for deductive verification of probabilistic programs. Roughly, the idea is to generalize binary state assertions to real-valued *expectations*. While loop-free programs can be analyzed by mechanically transforming expectations, verifying loops usually requires finding an *invariant expectation*, a difficult task.

We propose a new view of invariant expectation synthesis as a *regression* problem: given an input state, predict the average value of the post-expectation. Guided by this perspective, we develop the first *data-driven* invariant synthesis method for probabilistic programs. Unlike prior work on probabilistic invariant inference, our approach can learn piecewise continuous invariants without relying on template expectations, and also works when only given black-box access to the program. We implement our approach and demonstrate its effectiveness on a variety of benchmarks from the probabilistic programming literature.

Keywords: Probabilistic programs · Data-driven invariant learning · Weakest pre-expectations.

1 Introduction

Probabilistic programs—standard imperative programs augmented with a sampling command—are a common way to express randomized computations. While the mathematical semantics of such programs is fairly well-understood, following pioneering work by Kozen [26], verification methods remain an active area of research. Existing automated techniques are either limited to specific properties (e.g., [2, 8, 37]), or targeting simpler computational models [3, 14, 29].

Reasoning about Expectations. One of the earliest methods for reasoning about probabilistic programs is through *expectations*. Originally proposed by Kozen [27], expectations generalize standard, binary assertions to quantitative, real-valued functions on program states. Morgan and McIver further developed this idea into a powerful framework for reasoning about probabilistic imperative programs: the *weakest pre-expectation calculus* [30, 33].

Concretely, Morgan and McIver proposed an operator on expectations called the *weakest pre-expectation* (**wpe**), which takes an expectation E and a program

P to an expectation E' such that $E'(\sigma)$ is the expected value of E in the output distribution $\llbracket P \rrbracket_\sigma$. In this way, the `wpe` operator can be viewed as a clean generalization of Dijkstra’s weakest pre-conditions calculus [15] to probabilistic programs. For verification purposes, the `wpe` operator has two key strengths. First, it enables reasoning about probabilities and expected values in the output of a probabilistic program. Second, when P is a loop-free program, it is possible to transform `wpe`(P, E) into a form that does not mention the program P via simple, mechanical manipulations, essentially allowing the effect of the program to be applied by syntactically transforming the expectation E .

However, there is a caveat: the `wpe` of a loop is defined as a least fixed point, and it is generally difficult to simplify this quantity into a more tractable form. To ease the reasoning about loops, the `wpe` operator satisfies a *loop rule*: if we can find an expectation I satisfying an *invariant* condition, then the `wpe` of a loop can be easily bounded. Crucially, the invariant condition can be checked by analyzing the body of the loop, rather than the entire loop. Thus, automatically finding invariants is one of the main obstacle towards fully automated reasoning about probabilistic programs.

Discovering Invariants. Two recent works have considered how to automatically infer invariant expectations for probabilistic loops. The first is PRINSYS [21]. Using a template with one hole, PRINSYS produces a first-order logical formula describing possible substitutions satisfying the invariant condition. While effective for their benchmark programs, the reliance on a template of a particular form is limiting; furthermore, the user must manually solve a system of logical formulas to produce the invariant.

The second work, by Chen et al. [13], focuses on inferring polynomial invariants. By restricting to this class, their method can avoid templates and can apply the Lagrange interpolation theorem to find a polynomial invariant. However, many common invariants are not polynomials. For instance, an invariant may combine two polynomials piecewise by branching on a Boolean condition.

Our Approach: Invariant Learning. We take a different approach, inspired by data-driven invariant learning [16, 18]. In these methods, the program is executed with a variety of inputs to produce a set of execution traces. This data is viewed as a training set, and a machine learning algorithm is used to find a classifier describing the invariant. Data-driven techniques avoid relying on templates, and can treat the program as a black box—the precise implementation of the program need not be known, as long as the learner can execute the program to gather data. In the probabilistic setting, there are a few key challenges:

- **Quantitative invariants.** While the logic of expectations resembles the logic of standard assertions, an important difference is that expectations are *quantitative*: they map program states to real numbers, not a binary yes/no. While standard invariant learning is a *classification* task (i.e., predicting a binary label given a program state), our probabilistic invariant learning is closer to a *regression* task (i.e., predicting a number given a program state).

- **Stochastic data.** Standard invariant learning assumes black-box access to a *function*: a given input state always leads to the same output state. In contrast, a probabilistic program takes an input state to a distribution over outputs. Since we are only able to observe a single draw from the output distribution every time we run the program, execution traces in our setting are inherently *noisy*. Accordingly, we cannot hope to learn an invariant that fits the observed data perfectly, even if the program has an invariant—our learner must contend with noisy training data.
- **High variance.** A typical concern in invariant learning is *overfitting*: learning invariants that use unnecessary features (i.e., extraneous program variables). In standard invariant learning, overfitting leads to complicated invariants that are hard to understand, and fail to generalize to new inputs. In the probabilistic setting, overfitting to noisy data can cause the invariant learning process to have *high variance*, learning completely different (and highly inaccurate) invariants every time.

Outline. After covering preliminaries (Section 2) and overviewing our approach in Section 3, we present our contributions.

- The first data-driven method for learning (exact) invariants for probabilistic programs (Section 4). Our technique executes the program multiple times on every input, and then learns a *model tree* [34]—a generalization of binary decision trees to regression—using standard, off-the-shelf learning methods.
- Optimizations to improve learning performance. Our algorithm *averages* together several models in order to reduce variance; this optimization is inspired by a statistical approaches called *bagging* [23]. We develop several custom model averaging techniques, aiming to produce simple models.
- An implementation called EXIST, and a thorough evaluation on a large set of benchmarks (Section 5). Our tool can learn invariants for examples considered in prior work and new, more difficult variants. Our evaluation also shows that model averaging leads to substantially better performance.

We discuss related work in Section 6, and conclude in Section 7.

2 Preliminaries

Probabilistic Programs. We will consider programs written in **pWhile**, a basic probabilistic imperative language with the following grammar:

$$P := \text{skip} \mid x \leftarrow e \mid x \stackrel{d}{\leftarrow} P \mid P \mid \text{if } e \text{ then } P \text{ else } P \mid \text{while } e \text{ do } P$$

Above, x ranges over a countable set of variables \mathcal{X} , e is an expression, and d is a distribution expression. Expressions are interpreted in program states $\sigma : \mathcal{X} \rightarrow \mathcal{V}$, which map variables to a set of values \mathcal{V} (e.g., booleans, integers); we let Σ denote the set of all program states. The semantics of probabilistic programs is defined in terms of distributions. To avoid measure-theoretic technicalities, we assume that \mathcal{V} is countable.

Definition 1. A (discrete) distribution μ over a countable set S is a function of type $S \rightarrow \mathbb{R}_{\geq 0}$ satisfying $\sum_{s \in S} \mu(s) = 1$. We denote the set of distributions over S by $\mathbf{Dist}(S)$.

As is standard, programs P are interpreted as maps $\llbracket P \rrbracket : \Sigma \rightarrow \mathbf{Dist}(\Sigma)$. This definition requires two standard operations on distributions.

Definition 2. Given a set S , \mathbf{unit} maps any $s \in S$ to the Dirac distribution on s , i.e., $\mathbf{unit}(s)(s') := 1$ if $s = s'$ and $\mathbf{unit}(s)(s') := 0$ if $s \neq s'$.

Given $\mu \in \mathbf{Dist}(S)$ and a map $f : S \rightarrow \mathbf{Dist}(T)$, the map \mathbf{bind} combines them into a distribution over T , $\mathbf{bind}(\mu, f) \in \mathbf{Dist}(T)$, defined via

$$\mathbf{bind}(\mu, f)(t) := \sum_{s \in S} \mu(s) \cdot f(s)(t).$$

The full semantics is presented in Fig. 1. We make a few comments. First, given a state σ , we interpret expressions e and distribution expressions d as values $\llbracket e \rrbracket_\sigma \in \mathcal{V}$ and distributions over values $\llbracket d \rrbracket_\sigma \in \mathbf{Dist}(\mathcal{V})$, respectively; we implicitly assume that all expressions are well-typed. Second, the semantics for loops is only well-defined when the loop is *almost surely terminating* (AST): from any initial state, the loop terminates with probability 1. Since we will be interested in running programs on concrete inputs, *we will assume throughout that all loops are AST*; this property can often be checked by existing methods (e.g., [11, 12, 31]).

$$\begin{aligned} \llbracket \mathbf{skip} \rrbracket_\sigma &:= \mathbf{unit}(\sigma) \\ \llbracket x \leftarrow e \rrbracket_\sigma &:= \mathbf{unit}(\sigma[x \mapsto \llbracket e \rrbracket_\sigma]) \\ \llbracket x \leftarrow^* d \rrbracket_\sigma &:= \mathbf{bind}(\llbracket d \rrbracket_\sigma, v \mapsto \mathbf{unit}(\sigma[x \mapsto v])) \\ \llbracket P_1 ; P_2 \rrbracket_\sigma &:= \mathbf{bind}(\llbracket P_1 \rrbracket_\sigma, \sigma' \mapsto \llbracket P_2 \rrbracket_{\sigma'}) \\ \llbracket \mathbf{if } e \mathbf{ then } P_1 \mathbf{ else } P_2 \rrbracket_\sigma &:= \begin{cases} \llbracket P_1 \rrbracket_\sigma & : \llbracket e \rrbracket_\sigma = tt \\ \llbracket P_2 \rrbracket_\sigma & : \llbracket e \rrbracket_\sigma = ff \end{cases} \\ \llbracket \mathbf{while } e \mathbf{ do } P \rrbracket_\sigma &:= \lim_{n \rightarrow \infty} \llbracket (\mathbf{if } e \mathbf{ then } P \mathbf{ else skip})^n \rrbracket_\sigma \end{aligned}$$

Fig. 1: Program semantics

Weakest pre-expectation calculus. Morgan and McIver's *weakest pre-expectation calculus* reasons about probabilistic programs by manipulating *expectations*.

Definition 3. Define the set of expectations, \mathcal{E} , to be $\{E \mid E : \Sigma \rightarrow \mathbb{R}_{\geq 0}^\infty\}$. Define $E_1 \leq E_2$ iff $\forall \sigma \in \Sigma : E_1(\sigma) \leq E_2(\sigma)$. The set \mathcal{E} is a complete lattice.

While expectations are technically mathematical functions from Σ to the non-negative extended reals, for formal reasoning it is convenient to work with a more restricted syntax of expectations (see, e.g., [7]). We will often view numeric expressions e as expectations. Boolean expressions b can also be converted to expectations; we let $[b]$ be the expectation that maps states where b holds to 1, and other states to 0. As an example of our notation, $[flip = 0] \cdot (x + 1)$ is an expectation, and $[flip = 0] \cdot (x + 1) \leq x + 1$.

$$\begin{aligned}
\text{wpe}(\text{skip}, E) &:= E \\
\text{wpe}(x \leftarrow e, E) &:= E[e/x] \\
\text{wpe}(x \stackrel{\$}{\leftarrow} d, E) &:= \lambda\sigma. \sum_{v \in \mathcal{V}} \llbracket d \rrbracket_{\sigma}(v) \cdot E[v/x] \\
\text{wpe}(P ; Q, E) &:= \text{wpe}(P, \text{wpe}(Q, E)) \\
\text{wpe}(\text{if } e \text{ then } P \text{ else } Q, E) &:= [e] \cdot \text{wpe}(P, E) + [\neg e] \cdot \text{wpe}(Q, E) \\
\text{wpe}(\text{while } e \text{ do } P, E) &:= \text{lfp}(\lambda X. [e] \cdot \text{wpe}(P, X) + [\neg e] \cdot E)
\end{aligned}$$

Fig. 2: Morgan and McIver’s weakest pre-expectation operator

Now, we are ready to introduce Morgan and McIver’s *weakest pre-expectation transformer* wpe . In a nutshell, this operator takes a program P and an expectation E to another expectation E' , sometimes called the *pre-expectation*. Formally, wpe is defined in Fig. 2. The case for loops takes the least fixed-point (lfp) of $\Phi_E^{\text{wpe}} := \lambda X. ([e] \cdot \text{wpe}(P, X) + [\neg e] \cdot E)$, the *characteristic function* of the loop with respect to wpe [25]. The characteristic function is monotone on the complete lattice \mathcal{E} , so the least fixed-point exists by the Knaster-Tarski theorem.

The key property of the wpe transformer is that for any program P , $\text{wpe}(P, E)(\sigma)$ is the expected value of E over the output distribution $\llbracket P \rrbracket_{\sigma}$.

Theorem 1 (See, e.g., [25]). *For any program P and expectation $E \in \mathcal{E}$, $\text{wpe}(P, E) = \lambda\sigma. \sum_{\sigma' \in \Sigma} E(\sigma') \cdot \llbracket P \rrbracket_{\sigma}(\sigma')$*

As a consequence, we can analyze the expected value of E after running P on arbitrary input state σ by computing $\text{wpe}(P, E)$. While the definition of wpe is straightforward, one difficulty is that for loops, the least fixed point definition of $\text{wpe}(\text{while } e \text{ do } P, E)$ is hard to compute. One way around this problem is to find a *sub-invariant*: an expectation I such that $I \leq \Phi_E^{\text{wpe}}(I)$. Any sub-invariant lower-bounds the weakest pre-expectation of the loop: $I \leq \text{wpe}(\text{while } e \text{ do } P, E)$. We aim to find $\text{wpe}(\text{while } e \text{ do } P, E)$ directly, which is related to finding an *exact invariant*: the least expectation I such that $I = \Phi_E^{\text{wpe}}(I)$. We will return to this connection in the next section (Theorem 3).

Model Trees. *Model trees* are a generalization of decision trees to regression tasks [34]. A model tree $T \in \mathcal{T}$ over features \mathcal{F} is a full binary tree where each

internal node is labeled with a predicate ϕ over variables from \mathcal{F} , and each leaf is labeled with a real-valued model $M \in \mathcal{M} : \mathbb{R}^{\mathcal{F}} \rightarrow \mathbb{R}$.

Throughout this paper, we consider model trees of the following form. First, node predicates ϕ will be of the form $f \bowtie c$, where $f \in \mathcal{F}$ is a feature, $\bowtie \in \{<, \leq, =, >, \geq\}$ is a comparison, and c is a numeric constant. Second, leaf models will always be *linear* models M , i.e.,

$$M(x) = \sum_{i=1}^{|\mathcal{F}|} \alpha_i \cdot x_i$$

for constants $\{\alpha_i\}_i$. Given an input example x encoded as a feature vector in $\mathbb{R}^{\mathcal{F}}$, we can use T to produce a numerical output.

Definition 4. Let $T \in \mathcal{T}$ be a model tree over features \mathcal{F} , and let $x \in \mathbb{R}^{\mathcal{F}}$ be an input feature vector. Then we define $T(x) \in \mathbb{R}$ as follows:

- If T is of the form $\text{Leaf}(M)$, then $T(x) := M(x)$.
- If T is of the form $\text{Node}(\phi, T_L, T_R)$, then:

$$T(x) := \begin{cases} T_L(x) & : \llbracket \phi \rrbracket_x = tt \\ T_R(x) & : \llbracket \phi \rrbracket_x = ff. \end{cases}$$

3 Overview

Problem statement. Suppose we are given a loop **while** G **do** P and an expectation $postE$ as input. Our goal is to learn an expectation that is equal to the weakest pre-expectation $\text{wpe}(\text{while } G \text{ do } P, postE)$; by Theorem 1, the value of this expectation on state σ is the expected value of $postE$ after running the loop from σ . We aim to learn this expectation by generating input-output pairs from running the program, building a regression training set, and then applying a model-tree learning algorithm.




Fig. 3: Running example: Program and model tree

A running example. We will illustrate our approach using Fig. 3. The simple program `geo` repeatedly loops: whenever x becomes non-zero we exit the loop; otherwise we increase n by 1 and draw x from a biased coin-flip distribution (x gets 1 with probability p , and 0 otherwise). We aim to learn $\text{wpe}(\text{geo}, n)$; intuitively, this expectation computes the expected value of n at the loop exit.

Method. At a high level, we aim to learn a regression model M that predicts an expected value of $\text{post}E$ given a numeric feature vector; then, the expectation $\text{wpe}(\text{while } e \text{ do } P, \text{post}E)(\sigma)$ is computed by converting σ to a feature vector and running M . Our technique proceeds in five main steps.

1. **Select features.** Learning algorithms often assume that each piece of training data is given as a vector of numeric *features* (a *feature vector*). In our context, features can be encoded as expressions mapping program states to numbers. Just like in machine learning, the choice of features is highly important and there is no single correct choice for all applications. Our approach takes program variables and expressions in the loop guard as the basic features, augmented with additional features provided by the user.

For `geo`, we will take program variables p, x, n , the loop guard $[x = 0]$ (in this case x already captures this information so we do not create an additional feature), and need the user to supply $\frac{1}{p}$, a term that will appear in the result. The user can supply a bunch of features that they think might be reasonable; for instance, suppose that the user supplies $\frac{1}{p}$ and $\frac{1}{p^2}$.

2. **Gather data and aggregate.** Next, we collect training data by running the loop multiple times on different inputs. In more detail, we consider a set of initial states. For each initial state, we record the initial values of features, then run the loop multiple times, recording the value of $\text{post}E$ after each trial. This process gives a list of pairs of the initial values of features, and the final value of $\text{post}E$. We group together pairs with the same initial feature vector (the same initial state) and average the final values of $\text{post}E$ in each group. Then, we form the training data by combining each feature vector with its corresponding averaged value of $\text{post}E$ as the response variable.

For `geo`, we pick the value of initial p from a grid of probabilities, e.g., $0.1, 0.2, \dots, 0.9$, and the values of x and n from a set of integers. Say that when running `geo` from initial state $p = 0.1, x = 1, n = 2$, the average of n after the loop is 10.5; then we would record $((p = 0.1, x = 1, n = 2, \frac{1}{p} = 10, \frac{1}{p^2} = 100), \text{avg post} = 10.5)$ as one entry of the training data.

3. **Fit a model to the data.** Our overall problem can now be cast as a regression task: learn a model that predicts the average value of $\text{post}E$ given the input feature vector. The machine learning literature has considered many classes of models for regression. For our purposes, *model trees* [34] (as introduced in Section 2) are a natural choice: there are well-developed methods to learn model trees from data, and they generalize decision trees, which have been successfully used for data-driven learning [19]. For `geo`, the learned model tree might look like Fig. 3b.

4. **Extract weakest pre-expectation from model.** Once we have learned a model tree, we can convert it to an expectation. Roughly, we translate the model at each leaf to an arithmetic expression, and encode the model tree’s branching predicates using boolean guards.
For instance, the model tree in Fig. 3b could be translated into expectation $[x \neq 0] \cdot n + [x = 0] \cdot (x + 0.95\frac{1}{p} + 0.01\frac{1}{p^2})$. The expectation obtained from the learned model tree can be a candidate weakest pre-expectation of the loop.
5. **Average expectations together.** One challenge of the method so far is that it sometimes produces models that overfit the noisy training data. For example, in `geo`, terms like $n + 0.95\frac{1}{p} + 0.01\frac{1}{p^2}$ may appear when the ground truth is $n + \frac{1}{p}$ as our estimation of the expected values can have errors. To reduce the variance of our approach, we can learn multiple models on separately collected data and then combine them together via some kind of averaging. While this step is not strictly required for our approach, we find that it significantly improve accuracy of the learned expectations.

Verifying the expectation. In some situations, the candidate expectation produced by our method is already useful as a heuristic approximation to the pre-expectation $\text{wpe}(\text{while } e \text{ do } P, \text{post}E)$. However, we may want more assurance that the expectation is accurate. In general, it is not feasible to directly check if $I = \text{wpe}(\text{while } e \text{ do } P, \text{post}E)$. Instead, we can check accuracy through the following condition:

$$I = [e] \cdot \text{wpe}(P, I) + [\neg e] \cdot \text{post}E. \quad (1)$$

(This condition does require knowing the program, but there is no hope to rigorously verify the pre-expectation given only black-box access to the program.) Intuitively, this condition states that I is an exact expectation invariant of the program. While the condition still involves weakest pre-expectation, the operator is applied to the loop body P , which is simpler than the original loop.

The following theorem states that under mild assumptions, if I satisfies the invariant condition (Eq. (1)), then I is indeed the weakest pre-expectation of the loop. In fact, the converse is also true.

Theorem 2. *If $\text{while } e \text{ do } P$ is almost surely terminating, P is loop-free, and $E \in \mathcal{E}_{\leq 1}$ is an expectation bounded by 1, we have:*

$$I = [e] \cdot \text{wpe}(P, I) + [\neg e] \cdot E \iff I = \text{wpe}(\text{while } G \text{ do } P, E).$$

The forward direction is a special case of the *loop rule* for the `wpe` calculus: finding an expectation invariant I can help us analyze the pre-expectation of the loop. The reverse direction is also interesting: by learning the pre-expectation of a loop, we can learn an expectation invariant.

Proof (sketch). The reverse direction of Theorem 3 follows from the definition of `wpe`:

$$\text{wpe}(\text{while } e \text{ do } P, E) := \text{lfp}(\Phi_E^{\text{wpe}}).$$

so $I = \text{wpe}(\text{while } e \text{ do } P, E)$ must be a fixed point of Φ_E^{wpe} .

For the forward direction, we first show that the characteristic function has a unique fixed point. We defer this part of proof to Appendix A. Returning to the proof, the left hand side, $I = \Phi_E^{\text{wpe}}(I)$, implies that I is a fixed point of Φ_E^{wpe} . Since Φ_E^{wpe} has a unique fixed point, I must also be the least fixed point of Φ_E^{wpe} , and the right hand side follows. \square

4 Algorithm

In this section, we detail our approach. At a high-level, our algorithm can be broken down into several subroutines, as depicted in Fig. 4. The algorithm takes several inputs. First, we have the program P and the post-expectation $\text{post}E$. Next, the parameters M and N control the number of models to average, and the number of trials per initial state. Finally, \vec{F} is a list of expectations, representing the features to be used. We describe each subroutine in turn.

```

LEARNINV( $P, \text{post}E, M, N, \vec{F}$ ) :
  For  $m = 1, \dots, M$  :
     $S \leftarrow \text{INITSTATES}$ ;
     $D \leftarrow \{ \}$ ;
    For  $s \in S$  :
       $D \leftarrow D \cup \text{GATHERDATA}(s, P, \text{post}E, N, \vec{F})$ 
     $T_m \leftarrow \text{LEARNTREE}(D)$ 
   $\vec{T} \leftarrow \text{COMBINE TREES}(T_1, \dots, T_M)$ 
   $\vec{I} \leftarrow \text{CONVERT TO EXPS}(\vec{T})$ 

```

Fig. 4: Algorithm LEARNINV

4.1 Generating Initial States (INITSTATES)

Recall that our goal is to learn an expression I that is (approximately) equal to $\text{wpe}(P, \text{post}E)$, which is a map from program states to numbers. A naive approach is to run the program from all possible states multiple times, and record the average value of $\text{post}E$ from each initialization. This would give us a map that is close to $\text{wpe}(P, \text{post}E)$, at least, if we run enough trials so that the empirical mean is approximately the actual mean. However, this approach is impractical as there are often infinite possible initializations. Thus, we want to choose a manageable number of initial states.

In principle, a good choice of INITSTATES should exercise as many parts of the program as possible. For instance, for `geo` in Section 3, if we only try initial states satisfying $x = 0$, then it is impossible to learn the term $[x \neq 0] \cdot n$ in the weakest pre-expectation $\text{wpe}(\text{geo}, n)$ from data. However, covering the control flow graph may not be enough to learn the invariant. Ideally, we also want data from multiple initial states along each path, in order to capture how the expected value of $\text{post}E$ depends on the initial state.

While finding INITSTATES to ensure perfect coverage could be quite complicated (and require white-box access to the loop code), our implementation uses a simpler strategy: INITSTATES performs a grid search on every program variable in P . This strategy, while simple, is already very effective in nearly all of our benchmarks (see Section 5). Furthermore, it can be performed without white-box access to the program. However, other strategies are certainly possible (e.g., sampling the initial states uniformly at random from some space).

4.2 Gathering Training Data (GATHERDATA)

In supervised machine learning, each item in a regression training set consists of a vector of numbers (the *feature vector*, or *explanatory variables*) and a single number (the *response variable*). We collect the training data needed for our task by running the program multiple times, and recording the (random) outputs. The subroutine for this step, GATHERDATA, takes as inputs the program P , the post-expectation $\text{post}E$, an initial state s , a parameter for the number of trials N , and a list of features \vec{F} , and it generates one training example by running P on s for N repetitions, evaluating $\text{post}E$ on each output, and then averaging the outputs. More formally, suppose that running P on s leads to output states $\{s_1, \dots, s_N\}$. Then, GATHERDATA produces the following training example:

$$(f_i, v_i) = \left(\vec{F}(s), \frac{1}{N} \sum_{i=1}^N \text{post}(s_i) \right).$$

Above, the feature vector $\vec{F}(s)$ is the vector of numbers obtained by evaluating each feature in the initial state. The response variable is the average value of $\text{post}E$ in the N final states obtained from running P on s ; for large values of N , this number approximates the expected value $\text{wpe}(P, \text{post}E)(s)$.

4.3 Learning a Model Tree (LearnTree)

Now that we have the full training set $D = \{(f_1, v_1), \dots, (f_K, v_K)\}$, we can apply a model tree learning algorithm to fit a model tree T . This step is entirely standard; our implementation uses an open-source package³ to fit a model tree to minimize the 2-norm error between the predicted value and the target value:

$$\min_{T \in \mathcal{T}} \text{err}(T, D) = \left(\sum_{i=1}^K (M(f_i) - v_i)^2 \right)^{1/2}.$$

³ https://github.com/ankonzoid/LearningX/tree/master/advanced_ML/model_tree

As described in Section 2, our model trees can branch on simple predicates of the form $f \bowtie c$ for $f \in \vec{F}$, and use linear models at the leaves for simplicity; more general models could also be used. Note that since features may be non-linear functions of the program variables, linear models can already encode expectations that are non-linear in the program variables. For example, if $\frac{1}{p}$ is a feature, then a leaf may fit the model $n + \frac{1}{p}$.

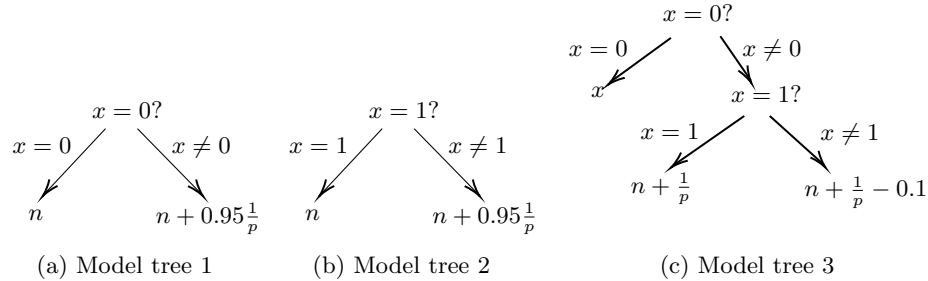


Fig. 5: Three example model trees

4.4 Averaging the Models (CombineTrees)

While our algorithm so far is intuitive, it may fail to learn the correct model in practice for various reasons. First, there may be a large gap between the expected value of $postE$ and the empirical average we calculated, especially when $postE$ has high variance. Second, the model tree learner may create extra leaves that overfit to outliers. To improve the chance that the list of candidates generated by our method will include $wpe(P, postE)$, we try to reduce the model variance by learning multiple trees $\{T_1, \dots, T_M\}$ and aggregating them.

The idea is inspired by *bagging* [23], a well-known statistical technique that improves accuracy by learning multiple models and averaging the models to reduce variance. We mention two key points where our approach differs from known methods. First, while bagging avoids collecting additional data by training new models on random subsamples of a given training set, in our setting we can easily collect fresh data by running the programs. Second, models in bagging are typically directly combined via averaging: for instance, given feature vector f , models T_1 and T_2 are combined to predict $(T_1(f) + T_2(f))/2$. This approach has good statistical properties, but has the downside that the resulting model tree can be much more complex than the models T_1 and T_2 , leading to invariant expectations that are hard to understand.

To produce simpler invariants, we develop two novel methods to combine model trees, while retaining—or often, simplifying—the model structure.

First method: MOSTCOMMON. At a high level, MOSTCOMMON finds the most common structure and combines the trees with that structure.

Definition 5. We say model trees T_1, T_2 have the same structure if:

- $T_1 = \text{Leaf}(M_1)$ and $T_2 = \text{Leaf}(M_2)$; or
- $T_1 = \text{Node}(\phi, T_{1L}, T_{1R})$ and $T_2 = \text{Node}(\phi, T_{2L}, T_{2R})$ branch on predicate ϕ , and T_{1L} (resp. T_{1R}) and T_{2L} (resp. T_{2R}) have the same structure.

For example, Fig. 5a has the same structure as Fig. 3b, different structure from Fig. 5b because their roots branch on different predicates, and also different structure from Fig. 5c, which makes additional splits.

After MOSTCOMMON narrows down the initial set of models into a subset of models $\{T_1, \dots, T_k\}$ with the most common structure, it combines these models by averaging the leaf models with MERGE.

Definition 6. MERGE takes a set of model trees with the same structure $\{T_1, \dots, T_k\}$, and a numerical averaging method $\text{avg} : \mathbb{R}^k \rightarrow \mathbb{R}$ (e.g., mean or median). Then:

- If T_1, \dots, T_k are all of the form $\text{Leaf}(M_i)$ where $M_i(f) = \sum_{j=1}^{|\bar{F}|} \alpha_{ij} \cdot f_j$ for constants α_{ij} , MERGE returns the model tree $T := \text{Leaf}(M)$ where:

$$M(f) := \sum_{j=1}^{|\bar{F}|} \text{avg}(\{\alpha_{1j}, \dots, \alpha_{kj}\}) \cdot f_j.$$

- If T_1, \dots, T_k are all of the form $\text{Node}(\phi, T_{iL}, T_{iR})$ for the same predicate ϕ , MERGE returns the tree:

$$T := \text{Node}(\phi, \text{MERGE}(\{T_{iL}\}_i), \text{MERGE}(\{T_{iR}\}_i)).$$

Second method: SUPERTREE. Instead of keeping only the model trees with the most common structure, a different approach is to *prune* all model trees to the same common structure, and then average all pruned models. We call this approach SUPERTREE.

Definition 7. Given a training set D and a model tree T , we say that T can be pruned to T' if T' is obtained from T by first replacing certain subtrees with leaves, and then fitting a model at each leaf using the corresponding subset of the training set D ; we write $T' \sqsubseteq_D T$ for this (partial) order.

For example, Fig. 5c can be pruned to Fig. 5a, but cannot be pruned to Fig. 5b.

Now given a list of models $[T_1, \dots, T_M]$ with corresponding training sets $[D_1, \dots, D_M]$, SUPERTREE produces a list of models $[T'_1, \dots, T'_M]$ such that: (a) all models T'_i share a common structure, (b) each T_i can be pruned to T'_i , and (c) all T_i are as large as possible. Intuitively, SUPERTREE prunes the input models to their largest common supertree. For example, if T_1, T_2, T_3 are trees in Fig. 5a, Fig. 5b, Fig. 5c respectively, SUPERTREE would find a list of three leaves, corresponding to pruning all models to roots. Finally, SUPERTREE returns $\text{MERGE}(\{T'_1, \dots, T'_M\})$.

Comparison. MOSTCOMMON and SUPERTREE are complementary techniques to handle different kinds of variation in model tree structure. If all trees start by making the same branches, and then diverge later on by making unnecessary splits to overfit their training data, SUPERTREE would prune these extra splits. In contrast, MERGE may aggregate trees with the most common extra splits.

On the other hand, if the trees differ in the early branches—for instance, when the initial branches are affected by outliers or when when the target model can be encoded with structurally different but semantically equivalent trees—SUPERTREE may end up removing too many splits; in some cases, it may prune all trees down to just a single leaf model. In contrast, MOSTCOMMON will pick a single structure as the most common one, without pruning. Thus, we find it useful to consider candidate invariants from both merging heuristics.

4.5 Converting to an Expectation (ConvertExp)

Finally, our candidate model trees T are translated to expectations $\mathcal{E}(T)$:

- If $T = \text{Leaf}(M)$, let $\mathcal{E}(T) := M$;
- If $T = \text{Node}(\phi, T_L, T_R)$, let $\mathcal{E}(T) := [\phi] \cdot \mathcal{E}(T_L) + [\neg\phi] \cdot \mathcal{E}(T_R)$.

Technically speaking, the model tree refers to feature names, not expectations. However, since our features are encoded by a vector of expectations \vec{F} , we can replace each feature name by its corresponding expectation. Each $\mathcal{E}(T)$ obtained from model tree $T \in \vec{T}$ is a candidate invariant for $\text{wpe}(P, \text{post}E)$.

5 Evaluations

We implemented our method as a Python program called EXIST (EXpectation Invariant Synthesis from Traces)⁴, and we conducted our experiments on a benchmark suite of 28 probabilistic programs from literature [13, 21]. For some of the benchmarks, we created additional variants to illustrate more challenging tasks (e.g., by replacing constant probabilities by variables). We provide our benchmarks in Appendix D. Our experiments were conducted on a 2GHz MacBook with 8 GB memory.

Research questions. Our experiments were designed to answer the following:

1. Can EXIST synthesize invariants beyond prior work?
2. Can the invariants be synthesized in reasonable time?
3. What is the impact of different hyperparameter settings (number of samples, number of bags, initial states) on the quality of generated invariants?

⁴ Our code can be accessed in <https://github.com/JialuJialu/Exist>

Overall summary. We are able to generate invariants for a large variety of programs, showing the generality of our algorithm. Our experiments show that EXIST can generate good invariants within a reasonable time: most invariants could be generated within ten minutes, with the majority of that time spent sampling programs states; benchmarks with less variables finish within one minute. The process uses a reasonably small number of samples. We found that the hyperparameter settings (e.g., the number of inputs and number of bags) significantly affect the invariant quality. The optimal hyperparameter setting varies, but our base configuration works well for almost all of our benchmarks.

5.1 Setup

Standard configuration. As discussed in Section 4, our GATHERDATA module collects a set of samples for multiple initial states. For most of the experiments, we do a grid search on initial states: (integers, booleans, float-probabilities) from range of values ($[-2, -1, 0, 1, 2]$, $[0, 1]$, $[0.1, 0.2, \dots, 0.9]$) respectively. For each initial state, we collect 500 samples from randomized runs. For the model tree learning algorithm, we set `loss` to be mean-squared error, `minimum samples at leaf` to be 5, and `max depth` to 2 (see Appendix B).

As discussed in Section 4, to handle noise from data-driven learning, our COMBINETREES module aggregates invariants learned from M independent runs into four invariants using four different methods. We call the independent runs *bags* although technically our approach differs from statistical bagging. In the standard setup, we use a bag size of $M = 10$.

After aggregating, even though our aggregated invariants often get very close to the ground-truth invariant, they may not exactly match its coefficients of the features. Thus, we use multiple rounding schemes to generate a list of candidate invariants:

- (F_0) Round to nearest integer (sufficient for most benchmarks);
- (F_i) Round to i -decimals (e.g., `Bin2` uses F_1 ; `Bin3`, `LinExp` may use F_3);
- (C) Round to the nearest among a set of user-provided candidate values. For instance, we may also provide `Bin3` a set of candidate values $\{0, \frac{1}{8}, \frac{1}{4}, \frac{3}{8}, \dots\}$ based on the values appeared in the program.

The last mode is inspired by a standard setting in program synthesis tasks (e.g., [36]).

Experimental results. Table 3 shows 23 out of 28 examples’ invariants could be successfully generated by our algorithm under the standard configuration.

5.2 Comparisons with prior work

Our invariants are more general than those proposed in previous techniques, and our technique can also work for a variety of programs, including sequential loops and nested loops. While we designed EXIST for finding the pre-expectation for single loops, it can also find pre-expectations for other programs since it only needs black-box access to programs besides extracting features. The results that we show in this section are all under the standard configuration.

Generality of our invariants. To show how our invariants are more general, we present two benchmarks in Fig. 6. The left is a variation of the geometric distribution considered by Chen et al. [13], and the right is an algorithm to use a biased coin to generate a fair coin discussed by Gretz et al. [21].

<pre> bool z, int x, y, float p while z ≠ 0 do y ← y + 1; c $\stackrel{\\$}{\leftarrow}$ Bernoulli(p) if c then z ← 0 else x ← x + y </pre> <p style="text-align: center;">(a) Program: GeoAr0</p>	<pre> bool x, y, float p while x - y = 0 do c₁ $\stackrel{\\$}{\leftarrow}$ Bernoulli(p) if c₁ then x ← 0 else x ← 1 c₂ $\stackrel{\\$}{\leftarrow}$ Bernoulli(p) if c₂ then y ← 0 else y ← 1 </pre> <p style="text-align: center;">(b) Program: BiasPri</p>
---	--

Fig. 6: Two benchmarks from prior work

GeoAr0. Chen et al. [13] consider the pre-expectation of the program in Fig. 6a with respect to post x . They claim that

$$\text{wpe}(x \leftarrow 0; y \leftarrow 0; z \leftarrow 1; p \leftarrow 0.25; \text{GeoAr0}, x) = \frac{15}{2}$$

and their tool certifies that the pre-expectation on the left is at least $15/2$. The loop invariants found by their tool are not described. We are able to run EXIST on the loop `GeoAr0` directly. When p is replaced by the constant 0.25, our tool finds the invariant:

$$I_p := \text{wpe}(\text{GeoAr0}[0.25/p], x) = [z = 0] \cdot x + [z \neq 0] \cdot (x + 3y + 12).$$

Note that this invariant is not a polynomial due to the conditional on $z = 0$. Hence, it is not supported by the Chen et al. [13] tool. Furthermore, by mechanically applying the initialization, we find that:

$$\text{wpe}(x \leftarrow 0; y \leftarrow 0; z \leftarrow 1; p \leftarrow 0.25; \text{GeoAr0}, x) = \text{wpe}(x \leftarrow 0; y \leftarrow 0; z \leftarrow 1, I_p) = 12,$$

not $15/2$. If p is not replaced by 0.25 in `GeoAr0`, our tool is able to find the more general invariant

$$I_{yp} := [z = 0] \cdot x + [z \neq 0] \cdot \left(\frac{1-p}{p^2} + x + \frac{y(1-p)}{p} \right)$$

given the augmented features $\frac{1-p}{p^2}$ and $\frac{y(1-p)}{p}$.

BiasPri. For Fig. 6b, Gretz et al. [21] shows that starting from initial states where $x = y$, the program returns an output distribution where the events $x = 1$ and $x = 0$ happen with equal probability. To prove this fact, they first suggest a template for loop invariants,

$$[x = 0 \wedge y = 1] \cdot \alpha + [x = 1 \wedge y = 0] \cdot \beta,$$

and use their tool to generate a constraint on α and β . Then, they notice that $\alpha = \beta = 1$ is a tight solution of the constraint and thus $[x = 0 \wedge y = 1] - [x = 1 \wedge y = 0]$ is an exact invariant. Then, they use Theorem 3 implicitly to derive

$$\text{wpe}(x \leftarrow 0; y \leftarrow 0; \text{BiasPri}, [x = 0 \wedge y = 1] - [x = 1 \wedge y = 0]) = 0, \quad (2)$$

and then conclude that $\text{wpe}(\dots, [x = 0 \wedge y = 1]) = \text{wpe}(\dots, [x = 1 \wedge y = 0])$. The proof is solid but relies on significant human insight.

In contrast, EXIST can reason about the probability of $x = 1$ and $x = 0$ directly by analyzing $\text{wpe}(\text{BiasDir}, x)$, without templates. Our tool produces:

$$[x \neq y] \cdot (0.5x - 0.5y + 0.5) + [x = y] \cdot (0.01p + 0.5) \quad (3)$$

before rounding ($x = y$ is extracted as a feature from the loop guard). Since x, y are Booleans, Eq. (3) rounded to the first decimal is equivalent to the true invariant, which shows that when $x = y$ in the initial state, the expected value of x after the program is 0.5. Hence, $x = 0$ and $x = 1$ have equal probability.

```

bool flip1, flip2, int x, float p1, p2
while flip1 = 0 do
  c1  $\stackrel{\$}{\leftarrow}$  Bernoulli(p1)
  if c1 then
    x  $\leftarrow$  x + 1
  else flip1  $\leftarrow$  1
while flip2 = 0 do
  c2  $\stackrel{\$}{\leftarrow}$  Bernoulli(p2)
  if c2 = 0 then
    x  $\leftarrow$  x + 1
  else flip2  $\leftarrow$  1

```

(a) Program: Seq0

```

bool flip1, flip2, int x, float p1, p2
while flip1 = 0 do
  c1  $\stackrel{\$}{\leftarrow}$  Bernoulli(p1)
  if c1 then
    while flip2 = 0 do
      c2  $\stackrel{\$}{\leftarrow}$  Bernoulli(p2)
      if c2 = 0 then
        x  $\leftarrow$  x + 1
      else flip2  $\leftarrow$  1
    flip2  $\leftarrow$  0
  else flip1  $\leftarrow$  1

```

(b) Program: Nest

Fig. 7: Multiple loops

Sequential loops and nested loops. We also tested EXIST on two programs with multiple loops (Fig. 7): Seq0 sequences two loops that encode the geometric

distribution, and `Nest` nested two such loops. For `Seq0`, with augmented features $F_1 := \frac{p_1}{1-p_1}$, $F_2 := \frac{p_2}{1-p_2}$, EXIST finds

$$\begin{aligned} & [\text{flip}_2 = 0] \cdot [\text{flip}_1 \neq 0](x + F_2) + [\text{flip}_2 \neq 0] \cdot [\text{flip}_1 \neq 0] \cdot x \\ & + [\text{flip}_2 = 0] \cdot [\text{flip}_1 = 0] \cdot (x + F_1 + F_2) + [\text{flip}_2 \neq 0] \cdot [\text{flip}_1 = 0] \cdot (x + F_1) \end{aligned}$$

after rounding to integers, which is exactly $\text{wpe}(\text{Seq0}, x)$.

For `Nest`, with features $F_1 := \frac{p_1 \cdot p_2}{(1-p_1)(1-p_2)}$ and $F_2 := \frac{p_1^2 \cdot p_2}{(1-p_1)(1-p_2)}$, EXIST finds

$$[\text{flip}_1 = 0] \cdot x + [\text{flip}_1 = 1] \cdot ([\text{flip}_2 = 0] \cdot (F_1 + x) + [\text{flip}_2 = 1] \cdot (F_2 + x)) \quad (4)$$

after rounding to integers, which is exactly $\text{wpe}(\text{Nest}, x)$. While these augmented features are a bit complex, the programs where p_1 and p_2 are specialized to concrete values can be analyzed by EXIST without augmented features.

5.3 Time for invariant inference

We now summarize the time taken for invariant synthesis using the standard configuration. Figure 8a shows a histogram that summarizes the time taken to infer invariants. The times for most examples are under 10 minutes, and the most time consuming one takes 34 minutes.

Figure 8b shows the percentage of time spent in sampling. In most benchmarks, this constitutes a dominating majority of the time (more than 95%). Intuitively, the sampling time depends on the time needed to run a program once from an initial state, the times EXIST runs a program from each initial state, and initial states in our grid search.

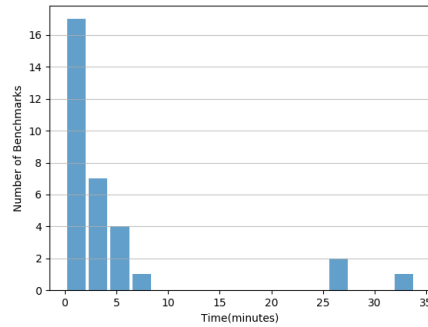
Table 1 shows the time taken by a representative set of benchmarks. In the current implementation, the size of our initial states grid (column *grid* in the table) grows exponentially with respect the number of variables (column (I, B, P)) searched by the grid. Programs with more variables usually take significantly longer to run. However, the sampling step can be easily parallelized. This can significantly improve the inference time, as it is dominated by the sampling step.

5.4 Dependence on hyperparameters

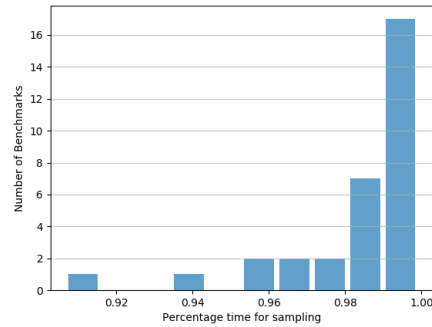
There are three main hyperparameters in EXIST: the number of bags M , the number of samples per initial state N , and the choice of initial states. These parameters strongly affect the performance of our method.

Table 1: Time taken (in seconds) for collecting sample data (sampling), generating the model tree (model-tree) and the end-to-end total time (total). We also show the number of (integer, boolean and probability variables (I,B,P)), size of grid used (grid) and the number of features (#feat.)

Bnch.	(I,B,P)	grid	samples	#feat.	sampling	model-tree	total
BiasPri	(0,2,1)	36	500	2	29.31	0.29	29.63
GeoAr2	(2,1,0)	50	500	3	31.25	0.42	31.70
DepRV	(3,0,0)	125	500	7	25.62	1.14	26.79
Sum0	(2,0,0)	25	500	3	44.84	1.77	46.64
Sum1	(2,0,1)	225	500	4	5.06	0.29	5.36
Fair	(1,2,2)	1620	500	3	381.07	0.82	381.91
Mart	(3,0,1)	1125	500	3	443.00	0.815	444.51
Bin0	(3,0,1)	1125	500	4	290.7	4.74	295.58
Seq1	(1,2,2)	1620	500	5	1574.94	2.34	1577.31



(a) Total time



(b) Percentage time for sampling

Fig. 8: Time for invariant inference

Number of bags and number of samples. To show the relevance of the number of bags and the sample size, we run benchmarks `GeoAr3` and `GeoAr0` on multiple settings and check if the right invariant is synthesized. Table 2 shows the configurations on which we could generate the correct invariants. Not surprisingly, `EXIST` fails to synthesize the invariant if the number of samples or number of bags is too low. These hyperparameters are sensitive to the target program; for example, the setting ($M = 2$, $N = 500$) produces the invariant for `GeoAr0` but not for `GeoAr3`. It may be counter-intuitive as `GeoAr0` is a more general version of `GeoAr3`, but it is easier to overfit in the invariant generation for `GeoAr3`.

We may also wonder that if we fix the total number of samples, whether it is better to train a single model on all the samples, or train a collection of submodels on the samples and then combine. For the benchmark `Geo1`, training $M = 10$ individual models with $N = 100$ number of runs from each initial state

Table 2: N samples, M bags: GeoAr0 (left) and GeoAr3 (right)

Bag/Samples	20	200	500	700	Bag/Samples	20	200	500	700
2	✗	✗	✗	✗	2	✗	✗	✗	✗
3	✗	✗	✓	✓	3	✗	✗	✗	✗
5	✗	✗	✓	✓	5	✗	✗	✓	✓
10	✗	✗	✓	✓	10	✗	✗	✓	✓

and then combining them gives:

$$[f \leq 0.0] \cdot (0.03 \cdot p_1 + \frac{1-p_1}{p_1} - 0.01 \cdot x + 0.99 \cdot z + 0.01) + [f > 0.0] \cdot (z)$$

which is the correct invariant after rounding. However, training $M = 1$ individual model with $N = 1000$ samples from each initial state does not give a satisfying result. Even when we increase N to 5000, we only get:

$$[f \leq 0.0] \cdot ([z \leq 3.0] \cdot (0.01 \cdot p_1 + \frac{1-p_1}{p_1} + z) + [z > 3.0] \cdot (0.1 \cdot p_1 + 1.02 \cdot \frac{1-p_1}{p_1} + 0.57 \cdot z + 1.62)) + [f > 0.0] \cdot (z)$$

which is further from the correct invariant. Thus, it is not enough to simply increase the total number of samples—our aggregating methods lead to better invariants.

Selecting initial states. Under the standard configuration, EXIST employs a grid search over a fixed range of values for the program variables to generate initial states. While this simple strategy works for most of our benchmarks, some benchmarks require a better selection of initial states. For instance, Unif and Detm fail on the basic configuration. They both have $x \leq 10$ as their loop guards and have $\text{count} + [x \leq 10] \cdot (11 - x)$ as their ground truth wpe with respect to post count. Since our standard configuration only tries initial states with $x \in \{-2, -1, 0, 1, \dots, 2\}$, EXIST learns candidate expectation $\text{count} + 11 - x$, which is not an invariant. When we change the grid to take integer values from $\{0, 5, 10, 15, 20\}$, EXIST is able to generate the correct invariant. It is crucial that a number larger than 10 is in the list, so that the learned model tree is forced to branch on predicate $x \leq 10$. Selecting the initial states adaptively—perhaps guided by constants appearing in the program—may lead to better performance.

6 Related work

Invariant generation for probabilistic programs. There has been a steady line of work on probabilistic invariant generation over the last few years. The PRINSYS system [21] employs a template-based approach to guide the search for probabilistic invariants. PRINSYS is able to encode invariants with guard expressions, but

the system doesn’t produce invariants directly—instead, PRINSYS produces logical formulas encoding the invariant conditions, which must be solved manually.

Chen et al. [13] proposed a counterexample-guided approach to find polynomial invariants, using a neat application of Lagrange interpolation. Unlike PRINSYS, this approach doesn’t need templates; however, invariants involving guard expressions—common in our examples—cannot be found, since they are not polynomials. Additionally, Chen et al. [13] uses a weaker notion of invariant, which only needs to be correct on certain initial states; our tool generates invariants that are correct on all initial states. Feng et al. [17] improves Chen et al. [13] on this aspect by using another algebra technique, *Stengle’s Positivstellensatz*, to encode invariants constraints as a semidefinite programming problem. Their tool can find polynomial subinvariants that are correct on all initial states, and they also demonstrate an example with nested loops. While the exact invariants for many examples involve guard expressions and are not polynomial, a probabilistic program can have polynomial sub-invariants. Both of these tools aim for a polynomial sub-invariant greater than a given Pre and thus prevent trivial answers, but they do not give tightness guarantee. In contrast, our tool aims for exact invariants, which enable a tighter analysis of the Weakest pre-expectation. While exact invariants can be intractable, we managed to handle a wide variety of benchmarks with our approach, suggesting that exact invariants often suffice.

There is also a line of work on abstract interpretation for analyzing probabilistic programs; Chakarov and Sankaranarayanan [10] search for linear expectation invariants using a “pre-expectation closed cone domain”, while recent work by Wang et al. [40] employs a sophisticated algebraic program analysis approach.

Another rich line of work applies probability theory to derive insights of probabilistic programs. One tool from probability theory is *Martingales*, which is closely related to expectation invariants. Indeed, the invariant rule is connected to the optimal stopping theorem for martingales [22]. Chakarov and Sankaranarayanan [9] showed several applications of martingales in program analysis, and Barthe et al. [4] gave a procedure to generate candidate martingales for a probabilistic program. However, the Barthe et al. [4] tool gives no control over which expected value is analyzed—the user can only guess initial expressions and the tool generates valid bounds, which may not be interesting. Our tool allows the user to pick which expected value they want to bound.

Another line of work for automated reasoning uses *moment-based analysis*. For instance, Bartocci et al. [5, 6] find the moments of variables as functions of the iteration, for non-terminating loops. The moments give interesting insights about the distribution of variables’ values after each iteration, but they are fundamentally different from our notion of invariants which allow us to compute the expected value of any given *expression* (not only program variables) *after termination* of a loop. Additionally, in our tool all program variables can be symbolic while in Bartocci et al. [5], only the probability p can be symbolic. In a similar vein, Kura et al. [28], Wang et al. [39] bound higher *central moments* for running time and other monotonically increasing quantities. Like our work,

these works consider probabilistic loops that terminate. However, unlike our work, they are limited to programs with constant size increments.

Data-driven invariant synthesis. Though we are the first to propose a data-driven invariant learning framework for probabilistic programs, to the best of our knowledge, data-driven inference of invariants for (deterministic) programs has gained a lot of attention. DAIKON [16] was one of the earliest approaches: it instrumented the program with a set of candidate invariants and used statistical tests to estimate their likelihood of being an invariant. ICE learning with decision trees [20] modifies the decision tree learning algorithm to capture *implication counterexample* to handle inductiveness, alongside classifying positive and negative datapoints. HANOI [32] uses counterexample-based inductive synthesis (CEGIS) [38] to build a data-driven invariant inference engine that alternates between weakening and strengthening candidates for synthesis. Recently, there has also been interest in using neural networks to learn invariants [35]. Existing work learns a classifier for the invariant, which separates the “good” and “bad” states. In our setting, however, the problem of learning expectation invariant for probabilistic programs boils down to regression, rather than a classification.

Probabilistic reasoning with pre-expectations. Morgan and McIver’s weakest pre-expectation calculus started a long line of work on pre-expectation-based systems for deductive verification. There are now pre-expectation calculi for domain-specific properties, like expected runtime [25] and probabilistic sensitivity [1] (Kaminski [24] is an invaluable reference). While the details differ, all of these systems define the pre-expectation for loops as a least fixed-point, and practical reasoning about loops requires finding an invariant of some kind.

7 Conclusion

We have presented a method for synthesizing probabilistic invariants using model tree learning. Our method is the first to be able to learn exact piecewise linear probabilistic invariants fully automatically, without relying on templates or manually solving logical formulas. Going forward, the most natural next step is learning sub-invariants, expectations where the expected value of the invariant is larger than its initial value. These invariants are more general, and can be useful when the weakest pre-expectation of a loop can’t be expressed as a model tree. However, the learning problem seems substantially more challenging: unlike the expected value of the post-expectation, the expected value of the invariant is not known. It might also be interesting to consider learning martingales expressions [9]. More broadly, a natural question is whether other quantitative invariants could be learned with through regression.

References

- [1] Aguirre, A., Barthe, G., Hsu, J., Kaminski, B.L., Katoen, J.P., Math-eja, C.: A pre-expectation calculus for probabilistic sensitivity. Proceed-

- ings of the ACM on Programming Languages **5**(POPL) (Jan 2021), <https://doi.org/10.1145/3434333>, URL <https://arxiv.org/abs/1901.06540>, distinguished Paper Award.
- [2] Albarghouthi, A., Hsu, J.: Synthesizing coupling proofs of differential privacy. Proceedings of the ACM on Programming Languages **2**(POPL) (Jan 2018), <https://doi.org/10.1145/3158146>, URL <https://arxiv.org/abs/1709.05361>
 - [3] Baier, C., Clarke, E.M., Hartonas-Garmhausen, V., Kwiatkowska, M.Z., Ryan, M.: Symbolic model checking for probabilistic processes. In: International Colloquium on Automata, Languages and Programming (ICALP), Bologna, Italy, Lecture Notes in Computer Science, vol. 1256, pp. 430–440, Springer (1997), https://doi.org/10.1007/3-540-63165-8_199, URL https://doi.org/10.1007/3-540-63165-8_199
 - [4] Barthe, G., Espitau, T., Ferrer Fioriti, L.M., Hsu, J.: Synthesizing probabilistic invariants via Doob’s decomposition. In: International Conference on Computer Aided Verification (CAV), Toronto, Ontario, Lecture Notes in Computer Science, vol. 9779, pp. 43–61, Springer-Verlag (2016), https://doi.org/10.1007/978-3-319-41528-4_3, URL <https://arxiv.org/abs/1605.02765>
 - [5] Bartocci, E., Kovács, L., Stankovič, M.: Automatic generation of moment-based invariants for prob-solvable loops. In: International Symposium on Automated Technology for Verification and Analysis, pp. 255–276, Springer (2019)
 - [6] Bartocci, E., Kovács, L., Stankovič, M.: Mora-automatic generation of moment-based invariants. In: International Conference on Tools and Algorithms for the Construction and Analysis of Systems, pp. 492–498, Springer (2020)
 - [7] Batz, K., Kaminski, B.L., Katoen, J., Matheja, C.: Relatively complete verification of probabilistic programs: an expressive language for expectation-based reasoning. Proceedings of the ACM on Programming Languages **5**(POPL), 1–30 (2021), <https://doi.org/10.1145/3434320>, URL <https://doi.org/10.1145/3434320>
 - [8] Carbin, M., Misailovic, S., Rinard, M.C.: Verifying quantitative reliability for programs that execute on unreliable hardware. In: ACM SIGPLAN Conference on Object Oriented Programming: Systems, Languages, and Applications (OOPSLA), Indianapolis, Indiana, pp. 33–52, ACM (2013), <https://doi.org/10.1145/2509136.2509546>, URL <https://doi.org/10.1145/2509136.2509546>
 - [9] Chakarov, A., Sankaranarayanan, S.: Probabilistic program analysis with martingales. In: International Conference on Computer Aided Verification (CAV), Saint Petersburg, Russia, pp. 511–526 (2013), URL <https://www.cs.colorado.edu/~srirams/papers/cav2013-martingales.pdf>
 - [10] Chakarov, A., Sankaranarayanan, S.: Expectation invariants for probabilistic program loops as fixed points. In: Müller-Olm, M., Seidl, H. (eds.) International Symposium on Static Analysis (SAS), Munich, Germany, Lecture Notes in Computer Science, vol. 8723, pp. 85–100, Springer

- (2014), https://doi.org/10.1007/978-3-319-10936-7_6, URL https://doi.org/10.1007/978-3-319-10936-7_6
- [11] Chatterjee, K., Fu, H., Goharshady, A.K.: Termination analysis of probabilistic programs through Positivstellensatz's. In: International Conference on Computer Aided Verification (CAV), Toronto, Ontario, Lecture Notes in Computer Science, vol. 9779, pp. 3–22, Springer-Verlag (2016), ISBN 978-3-319-41528-4, https://doi.org/10.1007/978-3-319-41528-4_1, URL https://doi.org/10.1007/978-3-319-41528-4_1
- [12] Chatterjee, K., Fu, H., Novotný, P., Hasheminezhad, R.: Algorithmic analysis of qualitative and quantitative termination problems for affine probabilistic programs. In: ACM SIGPLAN–SIGACT Symposium on Principles of Programming Languages (POPL), Saint Petersburg, Florida, pp. 327–342 (2016), ISBN 978-1-4503-3549-2, <https://doi.org/10.1145/2837614.2837639>, URL <https://doi.acm.org/10.1145/2837614.2837639>
- [13] Chen, Y., Hong, C., Wang, B., Zhang, L.: Counterexample-guided polynomial loop invariant generation by Lagrange interpolation. In: International Conference on Computer Aided Verification (CAV), San Francisco, California, Lecture Notes in Computer Science, vol. 9206, pp. 658–674, Springer (2015), https://doi.org/10.1007/978-3-319-21690-4_44, URL https://doi.org/10.1007/978-3-319-21690-4_44
- [14] Dehnert, C., Junges, S., Katoen, J., Volk, M.: A storm is coming: A modern probabilistic model checker. In: International Conference on Computer Aided Verification (CAV), Heidelberg, Germany, Lecture Notes in Computer Science, vol. 10427, Springer-Verlag (2017), URL <http://arxiv.org/abs/1702.04311>
- [15] Dijkstra, E.W.: Guarded commands, non-determinacy and a calculus for the derivation of programs. In: Bauer, F.L., Samelson, K. (eds.) Language Hierarchies and Interfaces, International Summer School, Marktoberdorf, Germany, Lecture Notes in Computer Science, vol. 46, pp. 111–124, Springer (1975), https://doi.org/10.1007/3-540-07994-7_51, URL https://doi.org/10.1007/3-540-07994-7_51
- [16] Ernst, M.D., Perkins, J.H., Guo, P.J., McCamant, S., Pacheco, C., Tschantz, M.S., Xiao, C.: The Daikon system for dynamic detection of likely invariants. *Sci. Comput. Program.* **69**(1–3), 35–45 (2007), <https://doi.org/10.1016/j.scico.2007.01.015>, URL <https://doi.org/10.1016/j.scico.2007.01.015>
- [17] Feng, Y., Zhang, L., Jansen, D.N., Zhan, N., Xia, B.: Finding polynomial loop invariants for probabilistic programs. In: International Symposium on Automated Technology for Verification and Analysis, pp. 400–416, Springer (2017)
- [18] Flanagan, C., Leino, K.R.M.: Houdini, an annotation assistant for `esc/-java`. In: Oliveira, J.N., Zave, P. (eds.) International Symposium of Formal Methods Europe (FME), Berlin, Germany, Lecture Notes in Computer Science, vol. 2021, pp. 500–517, Springer (2001), https://doi.org/10.1007/3-540-45251-6_29, URL https://doi.org/10.1007/3-540-45251-6_29

- [19] Garg, P., Neider, D., Madhusudan, P., Roth, D.: Learning invariants using decision trees and implication counterexamples. In: ACM SIGPLAN–SIGACT Symposium on Principles of Programming Languages (POPL), Saint Petersburg, Florida, pp. 499–512 (2016), <https://doi.org/10.1145/2837614.2837664>, URL <https://doi.org/10.1145/2837614.2837664>
- [20] Garg, P., Neider, D., Madhusudan, P., Roth, D.: Learning invariants using decision trees and implication counterexamples. *SIGPLAN Not.* **51**(1), 499–512 (Jan 2016), ISSN 0362-1340, <https://doi.org/10.1145/2914770.2837664>, URL <https://doi.org/10.1145/2914770.2837664>
- [21] Gretz, F., Katoen, J., McIver, A.: Prinsys - on a quest for probabilistic loop invariants. In: International Conference on Quantitative Evaluation of Systems (QEST), Buenos Aires, Argentina, Lecture Notes in Computer Science, vol. 8054, pp. 193–208, Springer (2013), https://doi.org/10.1007/978-3-642-40196-1_17, URL https://doi.org/10.1007/978-3-642-40196-1_17
- [22] Hark, M., Kaminski, B.L., Giesl, J., Katoen, J.: Aiming low is harder: induction for lower bounds in probabilistic program verification. *Proceedings of the ACM on Programming Languages* **4**(POPL), 37:1–37:28 (2020), <https://doi.org/10.1145/3371105>, URL <https://doi.org/10.1145/3371105>
- [23] Hastie, T., Tibshirani, R., Friedman, J.: *The elements of statistical learning: data mining, inference, and prediction*. Springer-Verlag (2009)
- [24] Kaminski, B.L.: *Advanced weakest precondition calculi for probabilistic programs*. Ph.D. thesis, RWTH Aachen University, Germany (2019), URL <http://publications.rwth-aachen.de/record/755408>
- [25] Kaminski, B.L., Katoen, J., Matheja, C., Olmedo, F.: Weakest precondition reasoning for expected run-times of probabilistic programs. In: European Symposium on Programming (ESOP), Eindhoven, The Netherlands, Lecture Notes in Computer Science, vol. 9632, pp. 364–389, Springer-Verlag (2016), https://doi.org/10.1007/978-3-662-49498-1_15, URL https://dx.doi.org/10.1007/978-3-662-49498-1_15
- [26] Kozen, D.: Semantics of probabilistic programs. *Journal of Computer and System Sciences* **22**(3), 328–350 (1981), [https://doi.org/10.1016/0022-0000\(81\)90036-2](https://doi.org/10.1016/0022-0000(81)90036-2), URL <https://www.sciencedirect.com/science/article/pii/S0022000081900362>
- [27] Kozen, D.: A probabilistic PDL. *Journal of Computer and System Sciences* **30**(2) (1985), [https://doi.org/10.1016/0022-0000\(85\)90012-1](https://doi.org/10.1016/0022-0000(85)90012-1)
- [28] Kura, S., Urabe, N., Hasuo, I.: Tail probabilities for randomized program runtimes via martingales for higher moments. In: International Conference on Tools and Algorithms for the Construction and Analysis of Systems, pp. 135–153, Springer (2019)
- [29] Kwiatkowska, M., Norman, G., Parker, D.: PRISM 4.0: Verification of probabilistic real-time systems. In: International Conference on Computer Aided Verification (CAV), Snowbird, Utah, Lecture Notes in Computer Science, vol. 6806, pp. 585–591, Springer-Verlag (2011)

- [30] McIver, A., Morgan, C.: Abstraction, Refinement, and Proof for Probabilistic Systems. Monographs in Computer Science, Springer-Verlag (2005)
- [31] McIver, A., Morgan, C., Kaminski, B.L., Katoen, J.: A new proof rule for almost-sure termination. *Proceedings of the ACM on Programming Languages* **2**(POPL), 33:1–33:28 (2018), <https://doi.org/10.1145/3158121>, URL <http://doi.acm.org/10.1145/3158121>
- [32] Miltner, A., Padhi, S., Millstein, T., Walker, D.: Data-driven inference of representation invariants. In: *Proceedings of the 41st ACM SIGPLAN Conference on Programming Language Design and Implementation*, p. 1–15, PLDI 2020, Association for Computing Machinery, New York, NY, USA (2020), ISBN 9781450376136, <https://doi.org/10.1145/3385412.3385967>, URL <https://doi.org/10.1145/3385412.3385967>
- [33] Morgan, C., McIver, A., Seidel, K.: Probabilistic predicate transformers. *ACM Transactions on Programming Languages and Systems* **18**(3), 325–353 (1996), <https://doi.org/10.1145/229542.229547>, URL dl.acm.org/ft_gateway.cfm?id=229547
- [34] Quinlan, J.R.: Learning with continuous classes. In: *Australian Joint Conference on Artificial Intelligence (AI)*, Hobart, Tasmania, vol. 92, pp. 343–348 (1992)
- [35] Si, X., Dai, H., Raghothaman, M., Naik, M., Song, L.: Learning loop invariants for program verification. In: *Proceedings of the 32nd International Conference on Neural Information Processing Systems*, p. 7762–7773, NIPS’18, Curran Associates Inc., Red Hook, NY, USA (2018)
- [36] Smith, C., Albarghouthi, A.: Mapreduce program synthesis. *SIGPLAN Not.* **51**(6), 326–340 (Jun 2016), ISSN 0362-1340, <https://doi.org/10.1145/2980983.2908102>, URL <https://doi.org/10.1145/2980983.2908102>
- [37] Smith, C., Hsu, J., Albarghouthi, A.: Trace abstraction modulo probability. *Proceedings of the ACM on Programming Languages* **3**(POPL) (Jan 2019), <https://doi.org/10.1145/3290352>, URL <https://arxiv.org/abs/1810.12396>
- [38] Solar-Lezama, A.: Program sketching. *Int. J. Softw. Tools Technol. Transf.* **15**(5–6), 475–495 (Oct 2013), ISSN 1433-2779, <https://doi.org/10.1007/s10009-012-0249-7>, URL <https://doi.org/10.1007/s10009-012-0249-7>
- [39] Wang, D., Hoffmann, J., Reps, T.: Central moment analysis for cost accumulators in probabilistic programs (2021)
- [40] Wang, D., Hoffmann, J., Reps, T.W.: PMAF: an algebraic framework for static analysis of probabilistic programs. In: *ACM SIGPLAN Conference on Programming Language Design and Implementation (PLDI)*, Philadelphia, Pennsylvania, pp. 513–528 (2018), <https://doi.org/10.1145/3192366.3192408>, URL <https://doi.org/10.1145/3192366.3192408>

A Omitted proofs

Theorem 3. *If $\mathbf{while} \ e \ \mathbf{do} \ P$ is almost surely terminating, P is loop-free, and $E \in \mathcal{E}_{\leq 1}$ is an expectation bounded by 1, we have:*

$$I = [e] \cdot \mathbf{wpe}(P, I) + [\neg e] \cdot E \iff I = \mathbf{wpe}(\mathbf{while} \ G \ \mathbf{do} \ P, E).$$

Proof. The reverse direction of Theorem 3 follows from the definition of \mathbf{wpe} :

$$\mathbf{wpe}(\mathbf{while} \ e \ \mathbf{do} \ P, E) := \mathbf{lfp}(\Phi_E^{\mathbf{wpe}}).$$

so $I = \mathbf{wpe}(\mathbf{while} \ e \ \mathbf{do} \ P, E)$ must be a fixed point of $\Phi_E^{\mathbf{wpe}}$.

For the forward direction, we first show that the characteristic function has a unique fixed point. We first introduce the *weakest liberal pre-expectation* transformer \mathbf{wlpe} , a dual notion to the \mathbf{wpe} transformer. Formally, \mathbf{wlpe} is defined the same way as \mathbf{wpe} , except that all \mathbf{wpe} are replaced by \mathbf{wlpe} , and

$$\mathbf{wlpe}(\mathbf{while} \ e \ \mathbf{do} \ P, E) := \mathbf{gfp}(\lambda X. [e] \cdot \mathbf{wlpe}(P, X) + [\neg e] \cdot E).$$

See, e.g., Kaminski [24, Table 4.2] for the full definition. By Kaminski [24, Theorem 4.11], for any \mathbf{pWhile} program Q , $E' \in \mathcal{E}_{\leq 1}$,

$$\mathbf{wlpe}(Q, E') = \lambda \sigma. \sum_{\sigma' \in \Sigma} E'(\sigma') \cdot \llbracket Q \rrbracket_{\sigma}(\sigma') + (1 - \sum_{\sigma' \in \Sigma} \llbracket Q \rrbracket_{\sigma}(\sigma')).$$

Note that $\sum_{\sigma' \in \Sigma} \llbracket \mathbf{while} \ e \ \mathbf{do} \ P \rrbracket_{\sigma}(\sigma') = 1$ because the loop is almost surely terminating, and $E' \in \mathcal{E}_{\leq 1}$, so

$$\begin{aligned} & \mathbf{wlpe}(\mathbf{while} \ e \ \mathbf{do} \ P, E') \\ &= \lambda \sigma. \sum_{\sigma' \in \Sigma} E'(\sigma') \cdot \llbracket \mathbf{while} \ e \ \mathbf{do} \ P \rrbracket_{\sigma}(\sigma') + (1 - \sum_{\sigma' \in \Sigma} \llbracket \mathbf{while} \ e \ \mathbf{do} \ P \rrbracket_{\sigma}(\sigma')) \\ &= \lambda \sigma. \sum_{\sigma' \in \Sigma} E'(\sigma') \cdot \llbracket \mathbf{while} \ e \ \mathbf{do} \ P \rrbracket_{\sigma}(\sigma') \\ &= \mathbf{wpe}(\mathbf{while} \ e \ \mathbf{do} \ P, E'). \end{aligned} \quad (\text{By Theorem 1})$$

Unfolding the definition of \mathbf{wlpe} and \mathbf{wpe} , we get that for any $E' \in \mathcal{E}_{\leq 1}$,

$$\mathbf{lfp}(\Phi_{E'}^{\mathbf{wpe}}) = \mathbf{gfp}(\Phi_{E'}^{\mathbf{wlpe}}). \quad (5)$$

Since P does not contain loops, by induction on the definitions of \mathbf{wlpe} and \mathbf{wpe} , $\mathbf{wlpe}(P, F) = \mathbf{wpe}(P, F)$ for any $F \in \mathcal{E}$. Thus, for any $F \in \mathcal{E}$,

$$[e] \cdot \mathbf{wlpe}(P, F) + [\neg e] \cdot E = [e] \cdot \mathbf{wpe}(P, F) + [\neg e] \cdot E.$$

Therefore, $\Phi_E^{\mathbf{wlpe}} = \Phi_E^{\mathbf{wpe}}$, and specifically,

$$\mathbf{gfp}(\Phi_E^{\mathbf{wlpe}}) = \mathbf{gfp}(\Phi_E^{\mathbf{wpe}}). \quad (6)$$

Since $E \in \mathcal{E}_{\leq 1}$, combining Eq. (5) and Eq. (6), we get $\mathbf{lfp}(\Phi_E^{\mathbf{wpe}}) = \mathbf{gfp}(\Phi_E^{\mathbf{wpe}})$. Thus, $\Phi_E^{\mathbf{wpe}}$ must have a unique fixed point.

Returning to the proof, the left hand side, $I = \Phi_E^{\mathbf{wpe}}(I)$, implies that I is a fixed point of $\Phi_E^{\mathbf{wpe}}$. Since $\Phi_E^{\mathbf{wpe}}$ has a unique fixed point, I must also be the least fixed point of $\Phi_E^{\mathbf{wpe}}$, and the right hand side follows. \square

B Hyperparameters

The learning procedure for fitting model trees to training data depends on the following hyper-parameters:

- **Loss function** A function that takes a set of true labels and predicted labels and measures how close the predictions get to the ground truth.
- **Minimum samples on leaf** The learning procedure stops splitting training data into multiple leaves if the data size is less than this number.
- **Max depth** The depth of root is 0, and the depth of h -depth node’s children are $h + 1$. The learning procedure stops splitting training data into multiple leaves at nodes whose depth is the given max depth.

C Omitted Experimental result

Table 3 shows the invariants EXIST generated for 28 examples we tested on. The invariants shown are rounded. Their rounding schemes are documented in the **Rounding** column, and the maximum difference between their unrounded coefficients and rounded coefficients are documented in the **Error** column. For instance, if we round $0.89x+0.99$ to integer coefficients, then the rounding scheme is F_0 and the error is 0.11. Examples where EXIST fails to generate a correct invariant on the default setting are colored in light gray. The table shows that EXIST successfully generated the correct invariant for 23 out of 28 examples, using the default setting. Table 4 shows the ground truth invariants of examples where EXIST fails. In 3 out of 5 failed examples, EXIST returns an expression that is equivalent to the correct invariant under a particular predicate, signaling that the failures are due to the lack of data on specific initial states; in further experiments, we have successfully generated the correct invariants on all these examples but `Gambler0` by adjusting the setting.

D Benchmark programs

For benchmarks that have multiple similar variations, we omit some simpler ones.

```

1 int z, bool flip, float p1
2 while (flip == 0):
3     d = bernoulli.rvs(size=1, p=p1)[0]
4     if d:
5         flip = 1
6     else:
7         z = z + 1

```

Fig. 9: Geo0: Adapted from Listing 1 from Prinsys paper

```

1 int z, x, bool flip, float p1
2 while (flip == 0):
3     d = bernoulli.rvs(size=1, p=p1)[0]
4     if d:
5         flip = 1
6     else:
7         x = x * 2
8         z = z + 1

```

Fig. 10: Geo1: Adapted from Fig. 9

```

1 int z, x, bool flip, float p1
2 while (flip == 0):
3     d = bernoulli.rvs(size=1, p=p1)[0]
4     if d:
5         flip = 1
6     else:
7         x = x + 1
8         z = z + 1

```

Fig. 11: Geo2: Adapted from Fig. 9

```

1 int count, bool c1, c2 float p1, p2
2 while not (c1 or c2):
3     c1 = bernoulli.rvs(size=1, p=p1)[0]
4     if c1:
5         count = count + 1
6     c2 = bernoulli.rvs(size=1, p=p2)[0]
7     if c2:
8         count = count + 1

```

Fig. 12: Fair: Two coins in one loop

```

1 int c, b, rounds, float p
2 while b > 0:
3     d = bernoulli.rvs(size=1, p=p)
4     if d:
5         c = c+b
6         b = 0
7     else:
8         c = c-b
9         b = 2*b
10    rounds += 1

```

Fig. 13: Mart: Martingale, Listing 4 from Prinsys paper

```

1 int x, y, z, float p
2 while 0 < x and x < y:
3     d = bernoulli.rvs(size=1, p=p)[0]
4     if d:
5         x = x + 1
6     else:
7         x = x - 1
8     z = z + 1
9     rounds += 1

```

Fig. 14: Gambler0: Gambler's ruin

```

1 int x, y, z, float p
2 while not (z == 0):
3     y = y + 1
4     d = bernoulli.rvs(size=1, p=p)[0]
5     if(d):
6         z = 0
7     else:
8         x = x + y

```

Fig. 15: GeoAr0: Geometric distribution mixed with Arithmetic progression (the same as shown in Fig. 6a)

(GeoAr1 specializes GeoAr0 by initializing y as 0 and p as 0.25; GeoAr2 specializes GeoAr0 by initializing p as 0.25; GeoAr3 specializes GeoAr0 by initializing y as 0.)

```

1 int x, y, n, float p
2 while(n > 0):
3     d = bernoulli.rvs(size=1, p=p)[0]
4     if(d):
5         x = x + y
6     n = n-1

```

Fig. 16: Bin0: A plain binomial distribution

```

1 int x, n, M, float p
2 while n - M < 0:
3     d = bernoulli.rvs(size=1, p=p)[0]
4     if d:
5         x = x + 1
6     n = n + 1

```

Fig. 17: Bin1: A binomial distribution with an unchanged variable

```

1 int x, y, n, float p
2 while(n > 0):
3     d = bernoulli.rvs(size=1, p=p)[0]
4     if(d):
5         x = x + n
6     else:
7         x = x + y
8     n = n-1

```

Fig. 18: Bin2: Binomial distribution mixed with arithmetic progression sums (Bin3 is specialized Bin2 with p initialized as 0.25.)

```

1 int n, count
2 while(n > 0):
3     x1 = bernoulli.rvs(size=1, p=0.5)[0]
4     x2 = bernoulli.rvs(size=1, p=0.5)[0]
5     x3 = bernoulli.rvs(size=1, p=0.5)[0]
6     n = n - 1
7     c1 = x1 or x2 or x3
8     c2 = (not x1) or x2 or x3
9     c3 = x1 or (not x2) or x3
10    count = count + c1 + c2 + c3

```

Fig. 19: LinExp: Mix of binomial distribution and linearity of expectation

```

1 int x, bool flip1, flip2, float p1, p2
2 while (flip1 == 0):
3     d1 = bernoulli.rvs(size=1, p=p1)
4     if d1:
5         x = x + 1
6     else:
7         flip1 = 1
8 while (flip2 == 0):
9     d2 = bernoulli.rvs(size=1, p=p2)
10    if d2:
11        x = x - 1
12    else:
13        flip2 = 1

```

Fig. 20: Seq1: similar to Seq0 but with mixed signs

```

1 int x, n, float p
2 while (n > 0):
3     d = bernoulli.rvs(size=1, p=p)[0]
4     if (d):
5         x = x + n
6     n = n - 1

```

Fig. 21: Sum0: Probabilistic sum of arithmetic series
(Sum1 specializes Sum0 by initializing p to be 0.5.)

```

1 int x, y, n, float p
2 while (n > 0):
3     d = bernoulli.rvs(size=1, p=p)[0]
4     if (d):
5         x = x + 1
6     else:
7         y = y + 1
8     n = n - 1

```

Fig. 22: DepRV: Product of dependent random variables

```

1 int x, float p1, p2
2 while(x == 0):
3     d1 = bernoulli.rvs(size=1, p=p1)[0]
4     if(d1):
5         x = 0
6     else:
7         d2 = bernoulli.rvs(size=1, p=p2)[0]
8         if(d2):
9             x = -1
10        else:
11            x = 1

```

Fig. 23: Prinsys: Listing 2 from Prinsys paper

```

1 bool c, t, float p1, p2
2 while(c == 1):
3     if t:
4         d1 = bernoulli.rvs(size=1, p=p1)[0]
5         if d1:
6             c = 0
7         else:
8             t = not t
9     else:
10        d2 = bernoulli.rvs(size=1, p=p2)[0]
11        if d2:
12            c = 0
13        else:
14            t = not t

```

Fig. 24: Duel: Duelling cowboys

```

1 int x, count
2 while(x <= 10):
3     x = x + random.choice(list(np.arange(0.1, 2, 0.1)))
4     count = count + 1

```

Fig. 25: Unif: Draw from a uniform distribution

```

1 int x, count
2 while(x <= 10):
3     x = x + 1
4     count = count + 1

```

Fig. 26: Detm: Deterministic loop


```
1 int x, z, float p
2 while(x-1 >= 0):
3     d = bernoulli.rvs(size=1, p=p)[0]
4     if(d):
5         x = x - 1
6     z = z + 1
```

Fig. 27: RevBin: A “reversed” binomial distribution

Table 3: Invariants generated by EXIST on default setting

Name	Invariant generated	Rounding	Error
Geo0	$[\text{flip} = 0] \cdot ((1 - p_1)/p_1 + z) + [\text{flip} \neq 0] \cdot (z)$	F_0	0.02
Geo1	$[\text{flip} = 0] \cdot ((1 - p_1)/p_1 + z) + [\text{flip} \neq 0] \cdot (z)$	F_0	0.01
Geo2	$[\text{flip} = 0] \cdot ((1 - p_1)/p_1 + z) + [\text{flip} \neq 0] \cdot (z)$	F_0	0.02
Fair	$[\text{not } (c_1 \text{ or } c_2)] \cdot ((p_1 + p_2)(p_1 + p_2 - p_1 \cdot p_2) + \text{count}) + [c_1 \text{ or } c_2](\text{count})$	F_0	0.01
Mart	$[b > 0] \cdot (1/p_1 + \text{rounds}) + [b \leq 0] \cdot (\text{rounds})$	F_0	0.01
Gambler0	$z + [0 < x < y] \cdot (1)$	F_0	0.01
GeoAr0	$[z = 0] \cdot (x) + [z \neq 0] \cdot ((1 - p)/(p \cdot p) + x + y \cdot (1 - p)/p)$	F_0	0.01
GeoAr1	$[z \leq 0] \cdot x + [z > 0] \cdot (x + 12z)$	F_0	0.18
GeoAr2	$[z = 0] \cdot (x) + [z \neq 0] \cdot (x + 3y + 12)$	F_0	0.1
GeoAr3	$[z = 0] \cdot (x) + [z \neq 0] \cdot ((1 - p)/(p \cdot p) + x)$	F_0	0.46
Bin0	$[n \leq 0] \cdot x + [n > 0](x + p \cdot n \cdot y)$	F_0	< 0.001
Bin1	$[n - M \leq -1] \cdot (p \cdot M + x - p \cdot n) + [n - M > -1] \cdot (x)$	F_0	< 0.001
Bin2	$[n \leq 0] \cdot x + [n > 0] \cdot (x + 0.5 \cdot pn(n + 1) + (1 - p)np)$	F_1	< 0.001
Bin3	$[n \leq 0] \cdot x + [n > 0] \cdot (x + 0.125 \cdot n(n + 1) + 0.75 \cdot ny)$	C	0.03
LinExp	$[n \leq 0] \cdot \text{count} + [n > 0] \cdot (2.625 \cdot n + \text{count})$	C	0.005
Seq0	$+[\text{flip}_2 = 0] \cdot [\text{flip}_1 = 0] \cdot (x + p_1/(1 - p_1) + p_2/(1 - p_2))$ $[\text{flip}_2 = 0] \cdot [\text{flip}_1 = 1] \cdot (x + p_2/(1 - p_2)) + [\text{flip}_2 = 1] \cdot [\text{flip}_1 = 1] \cdot (x)$ $+[\text{flip}_2 = 1] \cdot [\text{flip}_1 = 0] \cdot (x + p_1/(1 - p_1))$	F_0	0.05
Seq1	$[\text{flip}_1 = 0] \cdot [\text{flip}_2 = 0] \cdot (p_1/(1 - p_1) - p_2/(1 - p_2) + x)$ $+[\text{flip}_1 = 0] \cdot [\text{flip}_2 = 1] \cdot (p_1/(1 - p_1) + x)$ $+[\text{flip}_1 = 1] \cdot [\text{flip}_2 = 0] \cdot (x - p_2/(1 - p_2)) + [\text{flip}_1 = 1][\text{flip}_2 = 1](x)$	F_0	0.07
Nest	$[\text{flip}_1 = 0] \cdot [\text{flip}_2 = 0] \cdot (p_1/(1 - p_1) \cdot p_2/(1 - p_2) + x)$ $+[\text{flip}_1 = 0] \cdot [\text{flip}_2 = 1] \cdot (p_1^2/(1 - p_1) \cdot p_2/(1 - p_2) + x)$ $[\text{flip}_1 = 1] \cdot (x)$	F_0	0.06
Sum0	$[n \leq 0] \cdot x + [n > 0] \cdot (x + 0.5pn + 0.5pn^2)$	C	0.21
Sum1	$x + 0.25 \cdot n + 0.25 \cdot n^2$ Or $[n \leq 0] \cdot (x) + [n > 0] \cdot (([n \leq 1] \cdot (x + 0.5) + [n > 1] \cdot (x + 1.5))$	C F_1	0.1 0.01
DepRV	$[n \leq 0] \cdot (xy) + [n > 0] \cdot (0.25n^2 + 0.5nx + 0.5ny + xy - 0.25)$	C	0.1
BiasPri	$[x = 0] \cdot [y = 1] - [x = 1] \cdot [y = 0]$	F_0	0.03
BiasDir	$[x \neq y] \cdot (0.5x - 0.5y + 0.5) + [x = y] \cdot (0.5)$ can be transformed to: $[x \neq y] \cdot (x) + [x = y] \cdot (0.5)$	F_1	0.01
Prinsys	$[x \leq 0] \cdot ([x \leq -1] \cdot 0 + [x > -1] \cdot (-p_2 + 1)) + [x > 0] \cdot (2 - x)$	F_0	< 0.001
Duel	$[c \neq 0] \cdot [t \neq 0] \cdot (p_1/(p_1 + p_2 - p_1 \cdot p_2))$ $+ [c \neq 0] \cdot [t = 0] \cdot ((1 - p_2) \cdot p_1/(p_1 + p_2 - p_1 \cdot p_2)) + [c = 0] \cdot (t)$	F_0	0.02
Unif	$-x + \text{count} + 11$	F_0	0.36
Detm	$-x + \text{count} + 11$	F_0	< 0.001
RevBin	$[x \leq 0] \cdot z + [x > 0] \cdot (x \cdot (1/p) + z)$	F_0	0.04

Table 4: The ground truth invariants not generated

Name	Ground Truth Invariant
Gambler0	$z + [0 < x \text{ and } x < y] \cdot x \cdot (y - x)$
Sum1	$[n > 0] \cdot (x + 0.25 \cdot n(n + 1)) + [n \leq 0] \cdot x$
Prinsys	$[x = 0] \cdot (1 - p2) + [x \neq 0] \cdot [x = 1]$
Unif	$\text{count} + [x \leq 10] \cdot (11 - x)$
Detm	$\text{count} + [x \leq 10] \cdot (11 - x)$