

# Auditing Network Traffic and Privacy Policies in Oculus VR

Rahmadi Trimananda,\* Hieu Le,\* Hao Cui,\*  
 Janice Tran Ho,\* Anastasia Shuba,† Athina Markopoulou\*  
 \*University of California, Irvine  
 †Broadcom Inc.

## Abstract

Virtual reality (VR) is an emerging technology that enables new applications but also introduces privacy risks. In this paper, we focus on Oculus VR (OVR), the leading platform in the VR space, and we provide the first comprehensive analysis of personal data exposed by OVR apps and the platform itself, from a combined networking and privacy policy perspective. We experimented with the Quest 2 headset, and we tested the most popular VR apps available on the official Oculus and the SideQuest app stores. We developed OVRSEEN, a methodology and system for collecting, analyzing, and comparing network traffic and privacy policies on OVR. On the networking side, we captured and decrypted network traffic of VR apps, which was previously not possible on OVR, and we extracted data flows (defined as  $\langle \text{app}, \text{data type}, \text{destination} \rangle$ ). We found that the OVR ecosystem (compared to the mobile and other app ecosystems) is more centralized, and driven by tracking and analytics, rather than by third-party advertising. We show that the data types exposed by VR apps include personally identifiable information (PII), device information that can be used for fingerprinting, and VR-specific data types. By comparing the data flows found in the network traffic with statements made in the apps' privacy policies, we discovered that approximately 70% of OVR data flows were not properly disclosed. Furthermore, we provided additional context for these data flows, including the purpose, which we extracted from the privacy policies, and observed that 69% were sent for purposes unrelated to the core functionality of apps.

## 1 Introduction

Virtual reality (VR) technology has created an emerging market: VR hardware and software revenues are projected to increase from \$800 million in 2018 to \$5.5 billion in 2023 [62]. Oculus VR (OVR), in particular, is a pioneering, and arguably the most popular, VR platform: within six months since October 2020, an estimated five million Quest 2 headsets were sold [22, 31, 40, 68]. VR technology enables a number of

applications, including recreational games, physical training, health therapy, and many others [61].

VR also introduces privacy risks: some are similar to those previously studied on other Internet-based platforms (*e.g.*, mobile phones [16, 17], IoT devices [2, 25], and smart TVs [48, 75]), but others are unique to VR devices. For example, VR headsets and hand controllers are equipped with sensors that may collect data about the user's physical movement, body characteristics and activity, voice activity, hand tracking, eye tracking, facial expressions, and play area [35, 46, 49], which may in turn reveal information about our physique, emotions, and home. The privacy aspects of VR platforms are currently not well understood [1].

To the best of our knowledge, our work is the first large scale, comprehensive measurement and characterization of privacy aspects of OVR apps and platform, from a combined network and privacy policy point of view. We set out to characterize how sensitive information is collected and shared in the VR ecosystem, in theory (as described in the privacy policies) and in practice (as exhibited in the network traffic generated by VR apps). We center our analysis around the concept of *data flow*, which we define as the tuple  $\langle \text{app}, \text{data type}, \text{destination} \rangle$  extracted from the network traffic. First, we are interested in the sender of information, namely the VR app. Second, we are interested in the exposed *data types*, including personally identifiable information (PII), device information that can be used for fingerprinting, and VR sensor data. Third, we are interested in the recipient of the information, namely the *destination* domain, which we further categorize into entity or organization, first vs. third party *w.r.t.* the sending app, and ads and tracking services (ATS). Inspired by the framework of contextual integrity [51], we also seek to characterize whether the data flows are appropriate or not within their context. More specifically, our notion of context includes: *consistency*, *i.e.*, whether actual data flows extracted from network traffic agree with the corresponding statements made in the privacy policy; *purpose*, extracted from privacy policies and confirmed by destination domains (*e.g.*, whether they are ATS); and other information (*e.g.*, "notice and con-

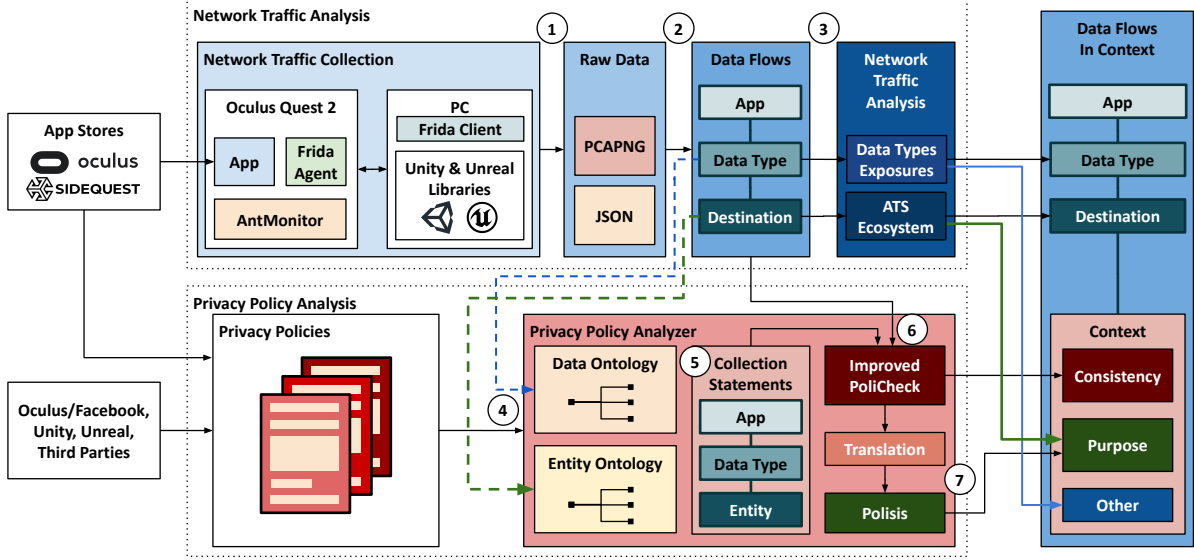


Figure 1: **Overview of OVRSEEN.** We select the most popular apps from the official Oculus and SideQuest app stores. First, we experiment with them and analyze their **network traffic**: (1) we obtain raw data in PCAPNG and JSON; (2) we extract data flows  $\langle app, data\ type, destination \rangle$ ; and (3) we analyze them *w.r.t.* data types and ATS ecosystem. Second, we analyze the same apps’ (and their used libraries’) **privacy policies**: (4) we build VR-specific data and entity ontologies, informed both by network traffic and privacy policy text; and (5) we extract collection statements  $\langle app, data\ type, entity \rangle$  from the privacy policy. Third, we **compare the two**: (6) using our improved PoliCheck, we map each data flow to a collection statement, and we perform network-to-policy consistency analysis. Finally, (7) we translate the sentence containing the collection statement into a text segment that Polisis can use to extract the data collection purpose. The end result is that data flows, extracted from network traffic, are augmented with additional **context**, such as consistency with policy, purpose, notice-and-consent.

sent”). Our methodology and system, OVRSEEN, is depicted on Fig. 1. Next we summarize our methodology and findings.

**Network Traffic: Methodology and Findings.** We experimented with 150 popular, paid and free, OVR apps and we used the best known practices to explore them to generate rich network traffic. OVRSEEN collects network traffic without rooting the Quest 2, by building on the open-source AntMonitor [63], which we had to modify to work on the Android 10-based Oculus OS. Further, we developed a novel technique for decrypting network traffic on OVR, which combines Frida [56] and binary analysis to find and bypass certificate validation functions, even when the app is a stripped binary [73]. This was a major challenge: prior work on decrypting network traffic on Android [48, 64] hooked into standard Android SDK functions and not the ones packaged with Unity and Unreal, which are the basis for game apps.

We extracted and analyzed data flows found in the collected network traffic, and we made the following observations. We studied a broad range of 21 data types that are exposed and found that 33 and 70 apps send PII data types (*e.g.*, Device ID, User ID, and Android ID) to first-and third-party destinations, respectively (Table 3). Notably, 58 apps expose VR sensor data (*e.g.*, physical movement, play area) to third-parties. We used state-of-the-art blocklists to identify ATS and discovered that unlike other popular platforms, such as Android and

Smart TVs, (1) OVR exposes data primarily to tracking and analytics services, but not to advertising services, and (2) the blocklists block only 36% of these exposures.

**Privacy Policy: Methodology and Findings.** We provide an NLP-based methodology for analyzing the privacy policies that accompany VR apps. More specifically, OVRSEEN maps each data flow (found in the network traffic) to its corresponding data collection statement (found in the text of the privacy policy), and checks the *consistency* of the two. Furthermore, it extracts the *purpose* of data flows from the privacy policy, as well as from the ATS analysis of destination domains. Consistency, purpose, and additional information provide *context*, in which we can holistically assess the appropriateness of a data flow [51]. Our methodology builds on, combines, and improves state-of-the-art tools originally developed for mobile apps: PolicyLint [4], PoliCheck [5], and Polisis [30]. We curated VR-specific ontologies for data types and entities, guided by both the network traffic and privacy policies. We also interfaced between different NLP models of PoliCheck and Polisis to extract the purpose behind each data flow.

Our network-to-policy consistency analysis reveals that about 70% of data flows from VR apps are not disclosed or consistent with their privacy policies. Furthermore, 38 apps do not have privacy policies, including apps from the official Oculus app store. Some app developers also tend to neglect declaring data collected by the platform and third parties. We

also found that 69% of data flows have purposes unrelated to the core functionality (e.g., advertising and analytics), and only a handful of apps are explicit about notice and consent.

**Overview.** The rest of paper is structured as follows. Sec. 2 provides background on the OVR platform and its data collection practices that motivate our work. Sec. 3 provides the methodology and results for OVRSEEN’s network traffic analysis. Sec. 4 provides the methodology and results for OVRSEEN’s policy analysis, network-to-policy consistency analysis and purpose extraction. Sec. 5 discusses related work. Sec. 6 concludes and outlines directions for future work.

## 2 Oculus VR Platform and Apps

In this paper, we focus on the Oculus VR (OVR), a representative of state-of-the-art VR platform. A pioneer and leader in the VR space, OVR was bought by Facebook in 2014 [22] (we refer to both as “platform-party”), and it maintains to be the most popular VR platform today. Facebook has integrated more social features and analytics to OVR and now even requires users to sign in using a Facebook account [52].

We used the latest Oculus device, Quest 2, for testing. Quest 2 is completely wireless: it can operate standalone and run apps, without being connected to other devices. In contrast, e.g., Sony Playstation VR needs to be connected to a Playstation 4 as its game controller. Quest 2 runs Oculus OS, a variant of Android 10 that has been modified and optimized to run VR environments and apps. The device comes with a few pre-installed apps, such as the Oculus browser. VR apps are usually developed using two popular game engines called Unity [72] and Unreal [21]. Unlike traditional Android apps that run on Android JVM, these 3D app development frameworks compile VR apps into optimized (i.e., stripped) binaries to run on Quest 2 [73].

Oculus has an official app store and a number of third-party app stores. The Oculus app store offers a wide range of apps (many of them are paid), which are carefully curated and tested (e.g., for VR motion sickness). In addition to the Oculus app store, we focus on SideQuest—the most popular third-party app store endorsed by Facebook [42]. In contrast to apps from the official store, apps available on SideQuest are typically at their early development stage and thus are mostly free. Many of them transition from SideQuest to the Oculus app store once they mature and become paid apps. As of March 2021, the official Oculus app store has 267 apps (79 free and 183 paid), and the SideQuest app store has 1,075 apps (859 free and 218 paid).

**Motivation: Privacy Risks in OVR.** VR introduces privacy risks, some of which are similar to other Internet-based platforms (mobile phones [16, 17], IoT devices [2, 25], smart TVs [48, 75]), etc.), while others are unique to the VR platform. For example, VR headsets and hand controllers are

equipped with sensors that collect data about the user’s physical movement, body characteristics, voice activity, hand tracking, eye tracking, facial expressions, and play area [35, 46, 49], which may in turn reveal sensitive information about our physique, emotions, and home. Quest 2 can also act as a fitness tracker, thanks to the built-in Oculus Move app that tracks time spent for actively moving and amount of calories burned across all apps [34, 55]. Furthermore, Oculus has been continuously updating their privacy policy with a trend of increasingly collecting more data over the years. Most notably, we observed a major update in May 2018, coinciding with the GDPR implementation date. Many apps have no privacy policy, or fail to properly include the privacy policies of third-party libraries. Please see Sec. 5 on related work. The privacy risks on the relatively new VR platform are not yet well understood.

**Goal & Approach: Privacy Analysis of OVR.** In this paper, we seek to characterize the privacy risks introduced when potentially-sensitive data available on the device are sent by the VR apps and/or the platform to remote destinations for various purposes. We followed an experimental and data-driven approach, and we chose to test and analyze the most popular VR apps. In Sec. 3, we characterize the actual behavior exhibited in the network traffic generated by these VR apps and platform. In Sec. 4, we present how we downloaded the privacy policies of the selected VR apps, the platform, and relevant third-party libraries, used NLP to extract and analyze the statements made about data collection, analyzed their consistency when compared against the actual data flows found in traffic, and extracted the purpose of data collection.

**App Corpus.** To achieve our goal, we selected OVR apps that are widely used by players. Our app corpus consists of 150 popular paid and free apps from both the official Oculus app store and SideQuest. In contrast, previous work typically considered only free apps from the official app store [16, 17, 48, 75]. We used the number of ratings/reviews as the popularity metric, and considered only apps that received at least 3.5 stars. We selected three groups of 50 apps each: (1) the top-50 free apps and (2) the top-50 paid apps from the Oculus app store, and (3) the top-50 apps from the SideQuest store. We selected an equal number of paid and free apps from the Oculus app store to gain insight into both groups equally. We purposely did not just pick the top-100 apps, because paid apps tend to receive more reviews from users and this would bias our findings towards paid apps. Specifically, this would make our corpus consist of 90% paid and 10% free apps.

Our app corpus is representative of both app stores. Our top-50 free and top-50 paid Oculus apps constitute close to 40% of all apps on the Oculus app store, whereas the total number of downloads of our top-50 SideQuest apps is approximately 45% of all downloads for the SideQuest store.

### 3 OVRSEEN: Network Traffic

In this section, we detail our methodology for collecting and analyzing network traffic. In Sec. 3.1, we present OVRSEEN’s system for collecting network traffic and highlight our novel decryption technique. Next, in Sec. 3.2, we describe our network traffic dataset and the extracted data flows. In Sec. 3.3, we report our findings on the OVR ATS ecosystem by identifying domains that were labeled as ATS by popular blocklists. Finally, in Sec. 3.4, we discuss data types exposures in the extracted data flows according to the context based on whether their destination is an ATS or not.

#### 3.1 Network Traffic Collection

In this section, we present OVRSEEN’s system for collecting and decrypting the network traffic that apps generate (① in Fig. 1). It is important to mention that OVRSEEN does not require rooting Quest 2, and as of June 2021, there are no known methods for doing so [11]. Since the Oculus OS is based on Android, we enhanced AntMonitor [63] to support the Oculus OS. Furthermore, to decrypt TLS traffic, we use Frida [56], a dynamic instrumentation toolkit, to bypass certificate validation. As the structure of many Quest 2 apps differs from Android apps, *we had to invent a novel technique for bypassing certificate validation with Frida*. Below, we provide details on each of these components.

**Traffic Collection.** For collecting network traffic, OVRSEEN integrates AntMonitor [63]—a VPN-based tool for Android that does not require root access. It runs completely on the device without the need to re-route traffic to a server. AntMonitor stores the collected traffic in PCAPNG format, where each packet is annotated (in the form of a PCAPNG comment) with the name of the corresponding app. To decrypt TLS connections, AntMonitor installs a user CA certificate. However, since Oculus OS is a modified version of Android 10, and AntMonitor only supports up to Android 7, we made multiple compatibility changes to support Oculus OS. In addition, we enhanced the way AntMonitor stores decrypted packets: we adjust the sequence and ack numbers to make packet re-assembly by common tools (*e.g.*, *tshark*) feasible in post-processing. We will submit a pull request to AntMonitor’s open-source repository, so that other researchers can make use of it, not only on Quest 2, but also on other newer Android devices.

**TLS Decryption.** Newer Android devices, such as Quest 2, pose a challenge for TLS decryption: as of Android 7, apps that target API level 24 (Android 7.0) and above no longer trust user-added certificates [9]. Since Quest 2 cannot be rooted, we cannot install AntMonitor’s certificate as a system certificate. Thus, to circumvent the mistrust of AntMonitor’s certificate, OVRSEEN uses Frida (see Fig. 1) to intercept certificate validation APIs. To use Frida in a non-rooted environment, we extract each app and repackage it to include and

start the Frida server when the app loads. The Frida server then listens to commands from a Frida client that is running on a PC using ADB. Although ADB typically requires a USB connection, we run ADB over TCP to be able to use Quest 2 wirelessly, allowing for free-roaming testing of VR apps.

OVRSEEN uses the Frida client to load and inject our custom JavaScript code that intercepts various APIs used to verify CA certificates. In general, Android and Quest 2 apps use three categories of libraries to validate certificates: (1) the standard Android library, (2) the Mbed TLS library [71] provided by the Unity SDK, and (3) the Unreal version of the OpenSSL library [19]. OVRSEEN places Frida hooks into the certificate validation functions provided by these three libraries. These hooks change the return value of the intercepted functions and set certain flags used to determine the validity of a certificate to ensure that AntMonitor’s certificate is always trusted. While bypassing certificate validation in the standard Android library is a widely known technique [12], bypassing validation in Unity and Unreal SDKs is not. Thus, we invented the following novel technique.

**Decrypting Unity and Unreal.** Since most Quest 2 apps are developed using either the Unity or the Unreal game engines, they use the certificate validation functions provided by these engines instead of the ones in the standard Android library. Below, we present our implementation of certificate validation bypassing for each engine.

For Unity, we discovered that the main function that is responsible for checking the validity of certificates is `mbedtls_x509_crt_verify_with_profile()` in the Mbed TLS library, by inspecting its source code [6]. This library is used by the Unity framework as part of its SDK. Although Unity apps and its SDK are written in C#, the final Unity library is a C++ binary. When a Unity app is packaged for release, unused APIs and debugging symbols get removed from the Unity library’s binary. This process makes it difficult to hook into Unity’s functions since we cannot locate the address of a function of interest without having the symbol table to look up its address. Furthermore, since the binary also gets stripped of unused functions, we cannot rely on the debug versions of the binary to look up addresses because each app will have a different number of APIs included. To address this challenge, OVRSEEN automatically analyzes the debug versions of the non-stripped Unity binaries (provided by the Unity engine), extracts the function signature (*i.e.*, a set of hexadecimal numbers) of `mbedtls_x509_crt_verify_with_profile()`, and then looks for this signature in the stripped version of the binary to find its address. This address can then be used to create the necessary Frida hook for an app.

For Unreal, we discovered that the main function that is responsible for checking the validity of certificates is the function `x509_verify_cert()` in the OpenSSL library, which is integrated as part of the Unreal SDK. Fortunately, the Unreal SDK binary file comes with a partial symbol table



App Store	Apps	Domains	eSLDs	Packets	TCP Fl.
Oculus-Free	43	85	48	2,818	2,126
Oculus-Paid	49	54	35	2,278	1,883
SideQuest	48	57	40	2,679	2,260
<b>Total</b>	<b>140</b>	<b>158</b>	<b>92</b>	<b>7,775</b>	<b>6,269</b>

Table 1: **Network Traffic Dataset Summary.** Note that the same domains and eSLDs can appear across the three groups of “App Store”, so their totals are based on unique counts.

that contains the location of `x509_verify_cert()`, and thus, OVRSEEN can set a Frida hook for it.

## 3.2 Network Traffic Dataset

### 3.2.1 Raw Network Traffic Data

Out of our selected 150 apps, we were able to collect network traffic for 140<sup>1</sup> of them during the months of March and April 2021. To exercise the 140 apps and collect their traffic, we manually interacted with each one for seven minutes. Although there are existing tools that automate the exploration of regular (non-gaming) mobile apps (e.g., [37]), automatic interaction with a variety of games is an open research problem. Fortunately, manual testing allows us to customize app exploration and split our testing time between exploring menus within the app to cover more of the potential behavior, and actually playing the game, which better captures the typical usage by a human user. As shown by prior work, such testing criteria leads to more diverse network traffic and reveals more privacy-related data flows [32, 60, 75]. Although our methodology might not be exhaustive, it is inline with prior work [48, 75].

Table 1 presents the summary of our network traffic dataset. We discovered 158 domains and 92 eSLDs in 6,269 TCP flows that contain 7,775 packets. Among the 140 apps, 96 were developed using the Unity framework, 31 were developed using the Unreal framework, and 13 were developed using other frameworks.

### 3.2.2 Network Data Flows Extracted

We processed the raw network traffic dataset and identified 1,135 data flows:  $\langle \text{app}, \text{data type}, \text{destination} \rangle$ . Next, we describe our methodology for extracting that information.

**App Names.** For each network packet, the app name is obtained by AntMonitor [63]. This feature required a modification to work on Android 10.

<sup>1</sup>The remaining 10 apps were excluded for the following reasons: (1) six apps could not be repackaged; (2) two apps were browser apps, which would open up the web ecosystem, diverting our focus from VR; (3) one app was no longer found on the store—we created our lists of top apps one month ahead of our experiments; and (4) one app could not start on the Quest 2 even without any of our modifications.

**Data Types.** The data types we extracted from our network traffic dataset are listed in Table 3 and can be categorized into roughly three groups. First, we find personally identifiable information (PII), including: user identifiers (e.g., Name, Email, and User ID), device identifiers (Android ID, Device ID, and Serial Number), Geolocation, *etc.* Second, we found system parameters and settings, whose combinations are known to be used by trackers to create unique profiles of users [48, 50], *i.e.*, *Fingerprints*. Examples include various version information (e.g., Build and SDK Versions), Flags (e.g., indicating whether the device is rooted or not), Hardware Info (e.g., Device Model, CPU Vendor, *etc.*), Usage Time, *etc.* Finally, we also find data types that are unique to VR devices (e.g., VR Movement and VR Field of View) and group them as *VR Sensory Data*. These can be used to uniquely identify a user or convey sensitive information—the VR Play Area, for instance, can represent the actual area of the user’s household.

We use several approaches to find these data types in HTTP headers and bodies, and also in any raw TCP segments that contain ASCII characters. First, we use string matching to search for data that is static by nature. For example, we search for user profile data (e.g., User Name, Email, *etc.*) using our test OVR account and for any device identifiers (e.g., Serial Number, Device ID, *etc.*) that can be retrieved by browsing the Quest 2 settings. In addition, we search for their MD5 and SHA1 hashes. Second, we utilize regular expressions to capture more dynamic data types. For example, we can capture different Unity SDK versions using `UnityPlayer/[\d.]+\d`. Finally, for cases where a packet contains structured data (e.g., URL query parameters, HTTP Headers, JSON in HTTP body, *etc.*), we split the packet into key-value pairs and create a list of unique keys that appear in our entire network traffic dataset. We then examine this list to discover keys that can be used to further enhance our search for data types. For instance, we identified that the keys “user\_id” and “x-playeruid” can be used to find User IDs.

**Destinations.** To extract the destination fully qualified domain name (FQDN), we use the HTTP Host field and the TLS SNI (for cases where we could not decrypt the traffic). Using `tldeextract` [33], we also identify the effective second-level domain (eSLD) and use it to determine the high level organization that owns it via Crunchbase [13, 75]. We also adopt similar labeling methodologies from [75] and [5] to categorize each destination as either *first-*, *platform-*, or *third-*party. To perform the categorization, we also make use of collected privacy policies (see Fig. 1 and Sec. 4), as described next. First, we tokenize the domain and the app’s package name. We label a domain as first-party if the domain’s tokens either appear in the app’s privacy policy URL or match the package name’s tokens. If the domain is part of cloud-based services (e.g., `vrapp.amazonaws.com`), we only consider the tokens in the subdomain (`vrapp`). Second, we categorize the destination as platform-party if the domain contains the keywords “oculus” or “facebook”. Finally, we default to the third-party

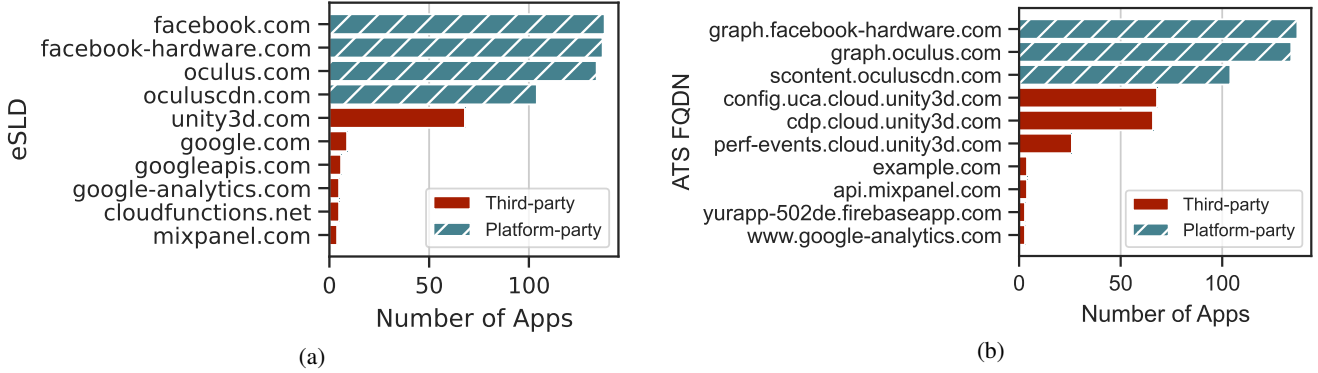


Figure 2: **Top-10 Platform and Third-party (a) eSLDs and (b) ATS FQDNs.** They are ordered by the number of apps that contact them. Each app may have a few first-party domains: we found that 46 out of 140 (33%) apps contact their own eSLD.

label. This means that the data collection is performed by an entity that is not associated with app developers nor the platform, and the developer may not have control of the data being collected. The next section presents further analysis of the destination domains.

### 3.3 OVR Ads & Tracking Ecosystem

In this section, we explore the destination domains found in our network traffic dataset (see Sec. 3.2.2). Fig. 2a presents the top-10 eSLDs for platform and third-party. We found that, unlike the mobile ecosystem, the presence of third-parties is minimal and platform traffic dominates in all apps (e.g., *oculus.com*, *facebook.com*). The most prominent third-party organization is Unity (e.g., *unity3d.com*), which appears in 68 out of 140 apps (49%). This is expected since 96 apps in our dataset were developed using the Unity engine (see Sec. 3.2.1). Conversely, although 31 apps in our dataset were developed using the Unreal engine, it does not appear as a major third-party data collector because Unreal does not provide its own analytics service [20]. Beyond Unity, other small players include Alphabet (e.g., *google.com*, *cloudfunctions.net*) and Amazon (e.g., *amazonaws.com*). In addition, 87 out of 140 apps contact four or fewer third-party eSLDs (62%).

**Identifying ATS Domains.** To identify ATS domains, we apply the following popular domain-based blocklists: (1) *Pi-Hole’s Default List* [57], a list that blocks cross-platform ATS domains for IoT devices; (2) *Mother of All Adblocking* [10], a list that blocks both ads and tracking domains for mobile devices; and (3) *Disconnect Me* [14], a list that blocks tracking domains. For the rest of the paper, we will refer to the above lists simply as “blocklists”. We note that there are no blocklists that are curated for VR platforms. Thus, we choose blocklists that balance between IoT and mobile devices, and one that specializes in tracking.

**OV R ATS Ecosystem.** The majority of identified ATS domains relate to social and analytics-based purposes. Fig. 2b

provides the top-10 ATS FQDNs that are labeled by our blocklists. We found that the prevalent platform-related FQDNs along with Unity, the prominent third party, are labeled as ATS. This is expected: domains such as *graph.oculus.com* and *perf-events.cloud.unity3d.com* are utilized for social features like managing leaderboards [54] and app analytics [74], respectively. We also consider the presence of organizations based on the number of unique domains contacted. The most popular organization is Alphabet, which has 13 domains, such as *google-analytics* [29] and *firebase-settings.crashlytics.com* [28]. Four domains are associated with Facebook, such as *graph.facebook.com* [24]. Similarly, four are from Unity, such as *userreporting.cloud.unity3d.com* and *config.uca.cloud.unity3d.com* [74]. Other domains are associated with analytics companies that focus on tracking how users interact with apps (e.g., whether they sign up for an account) such as *logs-01.loggly.com* [70], *api.mixpanel.com* [47], and *api2.amplitude.com* [3].

**OV R vs. Android and SmartTV.** When comparing the OV R ATS ecosystem with the more mature Android [58, 64] and Smart TVs (e.g., Roku and Amazon’s FireTV) [48, 75], the biggest difference is that OV R does not have discernible ad-related domains. For example, while Roku has *ads.tremorhub.com*, FireTV has *amazon-adsystem.com*, and Android has *doubleclick.net*, OV R only has their tracking counterparts. We surmise that this is because Facebook wants all ads to be within its own ad ecosystem [23]. Facebook’s move to force new OV R users to have a Facebook account in late 2020 points to this possibility [52]. However, the OV R ATS ecosystem does contain other major key-players, such as Unity and Alphabet, that are also present in the other two ecosystems. Still, Unity domains that are related to ads (e.g., *unityads.unity3d.com* [58]) do not appear in the OV R ATS ecosystem. Furthermore, the OV R ATS ecosystem is not as diverse—it misses big companies like Amazon, Comscore, Inc (e.g., *scorecardresearch.com*) and Adobe (e.g., *dpm.demdex.net*) [75].

FQDN	Organization	Data Types
bdb51.playfabapi.com	Microsoft	11
sharedprod.braincloudservers.com	bitHeads Inc.	8
cloud.liveswitch.io	Frozen Mountain Software	7
datarouter.ol.epicgames.com	Epic Games	6
9e0j15elj5.execute-api.us-west-1.amazonaws.com	Amazon	5

Table 2: Top-5 third-party FQDNs that are missed by blocklists based on the number of data types exposed.

Data Types (21) PII	Destination Party		
	First	Third	Platform
Android ID	6/6/17%	31/7/43%	18/2/50%
Device ID	6/6/0%	64/13/38%	2/1/100%
Email	2/2/0%	5/5/20%	-
Geolocation	-	5/4/50%	-
Person Name	1/1/0%	7/4/50%	-
Serial Number	-	-	18/2/50%
User ID	5/5/20%	65/13/38%	-
<b>Fingerprint</b>			
App Name	4/4/25%	65/10/40%	2/1/100%
Build Version	-	61/3/100%	-
Cookies	5/5/0%	4/3/33%	2/1/100%
Flags	6/6/0%	53/8/50%	2/1/100%
Hardware Info	21/25/4%	65/23/39%	19/3/33%
SDK Version	23/34/6%	69/28/46%	20/4/0%
Session Info	7/7/14%	66/13/46%	2/1/100%
System Version	16/20/5%	62/21/43%	19/3/33%
Usage Time	2/2/0%	59/4/50%	-
Language	5/5/0%	28/9/56%	16/1/0%
<b>VR Sensory Data</b>			
VR Field of View	-	16/1/100%	-
VR Movement	1/1/0%	24/6/67%	2/1/100%
VR Play Area	-	40/1/100%	-
VR Pupillary Distance	-	16/1/100%	-
<b>Total</b>	<b>33/44/5%</b>	<b>70/39/36%</b>	<b>22/5/20%</b>

Table 3: **Data Types Exposed in Our Network Traffic Dataset.** We report: “Number of apps that send the data type to a destination by party / FQDNs that receive the data type / % of FQDNs blocked by blocklists.”

**Missed by Blocklists.** The three blocklists that we use in OVRSEEN are not tailored for the Oculus platform. As a result, there could be domains that are ATS related but not labeled as such. To that end, we explored and leveraged data flows to find potential domains that are missed by blocklists. In particular, we start from data types exposed in our network traffic, and identify the destinations where these data types are sent to. Table 2 summarizes third-party destinations that collect the most data types and are *not* already captured by any of the blocklists. We found the presence of 11 different organizations, not caught by blocklists, including: Microsoft [44], bitHeads Inc. [7], and Epic Games (the company that created

the Unreal engine) [18]. The majority are cloud-based services that provide social features, such as messaging, and the ability to track users for engagement and monetization (*e.g.*, promotions to different segments of users) [8, 26, 45].

### 3.4 Data Flows in Context

The exposure of a particular data type, on its own, does not convey much information: it may be appropriate or inappropriate depending on the context [51]. For example, geolocation sent to the GoogleEarth VR or Wander VR app is necessary for the functionality, while geolocation used for ATS purposes is less appropriate. The network traffic can be used to partly infer the purpose of data flows, *e.g.*, depending on whether the destination being first-, third-, or platform-party; or an ATS. Table 3 lists all data types found in our network traffic, extracted using the methods explained in Sec. 3.2.2.

**Third Party.** Half of the apps (70 out of 140) expose data flows to third-party FQDNs, 36% of which are labeled as ATS by blocklists. Third parties collect a number of PII data types, including Device ID (64 apps), User ID (65 apps), and Android ID (31 apps), indicating cross-app tracking. In addition, third parties collect system, hardware, and version info from over 60 apps—denoting the possibility that the data types are utilized to fingerprint users. Further, all VR specific data types, with the exception of VR Movement, are collected by a single third-party ATS domain belonging to Unity. VR Movement is collected by a diverse set of third-party destinations, such as *google-analytics.com*, *playfabapi.com* and *logs-01.loggly.com*, implying that trackers are becoming interested in collecting VR analytics.

**Platform Party.** Our findings on exposures to platform-party domains are a lower bound since not all platform traffic could be decrypted (see Sec. 6). However, even with limited decryption, we see a number of exposures whose destinations are five third-party FQDNs. Although only one of these FQDNs is labeled as ATS by the blocklists, other platform-party FQDNs could be ATS domains that are missed by blocklists (see Sec. 3.3). For example, *graph.facebook.com* is an ATS FQDN, and *graph.oculus.com* appears to be its counterpart for OVR; it collects six different data types in our dataset [53]. Notably, the platform party is the sole party responsible for collecting a sensitive hardware ID that cannot be reset by the user—the Serial Number. In contrast to OVR, the Android developer guide strongly discourages its use [27].

**First Party.** Only 33 apps expose data flows to first-party FQDNs, and only 5% of them are labeled as ATS. Interestingly, the blocklists tend to have higher block rates for first-party FQDNs if they collect certain data types, *e.g.*, Android ID (17%), User ID (20%), and App Name (25%). Popular data types collected by first-party destinations are Hardware Info (21 apps), SDK Version (23 apps), and System Version (16 apps). For developers, this information can be used to



prioritize bug fixes or improvements that would impact the most users. Thus, it makes sense that only ~5% of first-party FQDNs that collect this information are labeled as ATS.

**Summary.** The OVR ATS ecosystem is young when compared to Android and Smart TVs. It is dominated by tracking domains for social features and analytics, but not by ads. We have detailed 21 different data types that OVR sends to first-, third-, and platform-parties. State-of-the-art blocklists only captured 36% of exposures to third parties, missing some sensitive exposures such as Email, User ID, and Device ID.

## 4 OVRSEEN: Privacy Policy Analysis

In this section, we turn our attention to the intended data collection and sharing practices, as stated in the text privacy policy. For example, from the text “*We may collect your email address and share it for advertising purposes*”, we want to extract the collection statement (“we”, which implies the app’s first-party entity; “collect” as action; and “email address” as data type) and the purpose (“advertising”). In Sec. 4.1.1, we present our methodology for extracting data collection statements, and comparing them against data flows found in network traffic for consistency. OVRSEEN builds and improves on state-of-the-art NLP-based tools: PoliCheck [5] and PolicyLint [4], previously developed for mobile apps. In Sec. 4.1.2, we present our VR-specific ontologies for data types and entities. In Sec. 4.1.3, we report network-to-policy consistency results. Sec. 4.2 describes how we interface between the different NLP models of PoliCheck and Polis is to extract the data collection purpose and other context for each data flow.

**Collecting Privacy Policies.** For each app in Sec. 3, we also collected its privacy policy on the same day that we collected its network traffic. Specifically, we used an automated Selenium [69] script to crawl the webstore and extracted URLs of privacy policies. For apps without a policy listed, we followed the link to the developer’s website to find a privacy policy. We also included eight third-party policies (e.g., from Unity, Google), referred to by the apps’ policies.

For the top-50 free apps on the Oculus store, we found that only 34 out of the 43 apps have privacy policies. Surprisingly, for the top-50 paid apps, we found that only 39 out of 49 apps have privacy policies. For the top-50 apps on SideQuest, we found that only 29 out of 48 apps have privacy policies. Overall, among apps in our corpus, we found that only 102 (out of 140) apps provide valid English privacy policies. We treated the remaining apps as having empty privacy policies, ultimately leading OVRSEEN to classify their data flows as omitted disclosures.

### 4.1 Network-to-Policy Consistency

Our goal is to analyze text in the app’s privacy policy, extract statements about data collection (and sharing), and compare

them against the actual data flows found in network traffic.

#### 4.1.1 Consistency Analysis System

OVRSEEN builds on state-of-the-art tools: PolicyLint [4] and PoliCheck [5]. PolicyLint [4] provides an NLP pipeline that takes a sentence as input. For example, it takes the sentence “*We may collect your email address and share it for advertising purposes*”, and extracts the collection statement “(entity: *we*, action: *collect*, data type: *email address*)”. More generally, PolicyLint takes the app’s privacy policy text, parses sentences and performs standard NLP processing, and eventually extracts data collection statements defined as the tuple  $P = \langle app, data\ type, entity \rangle$ , where *app* is the sender and *entity* is the recipient performing an *action* (collect or not collect) on the *data type*. PoliCheck [5] takes the app’s data flows (extracted from the network traffic and defined as  $F = \langle data\ type, entity \rangle$ ) and compares it against the stated  $P$  for consistency.

PoliCheck classifies the disclosure of  $F$  as clear (if the data flow exactly matches a collection statement), vague (if the data flow matches a collection statement in broader terms), omitted (if there is no collection statement corresponding to the data flow), ambiguous (if there are contradicting collection statements about a data flow), or incorrect (if there is a data flow for which the collection statement states otherwise). Following PoliCheck’s terminology [5], we further group these five types of disclosures into two groups: *consistent* (clear and vague disclosures) and *inconsistent* (omitted, ambiguous, and incorrect) disclosures. The idea is that for consistent disclosures, there is a statement in the policy that matches the data type and entity, either clearly or vaguely.

Consistency analysis relies on pre-built ontologies and synonym lists used to match (i) the data type and destination that appear in each  $F$  with (ii) any instance of  $P$  that discloses the same (or a broader) data type and destination.<sup>2</sup> OVRSEEN’s adaptation of ontologies specifically for VR is described in Sec. 4.1.2. We also improved several aspects of PoliCheck, as summarized next. First, we added a feature to include a third-party privacy policy for analysis if it is mentioned in the app’s policy. We found that 30% (31/102) of our apps’ privacy policies reference third-party privacy policies, and the original PoliCheck would mislabel third-party data flows from these apps as omitted. Second, we added a feature to more accurately resolve first-party entity names. Previously, only first-person pronouns (e.g., “we”) were used to indicate a first-party reference, while some privacy policies use company and app names in first-party references. The original PoliCheck would incorrectly recognize these first-party ref-

<sup>2</sup>For example (see Fig. 3), “email address” is a special case of “contact info” and, eventually, of “pii”. There is a clear disclosure *w.r.t.* data type if the “email address” is found in a data flow and a collection statement. A vague disclosure is declared if the “email address” is found in a data flow and a collection statement that uses the term “pii” in the privacy policy. An omitted disclosure means that “email address” is found in a data flow, but there is no mention of it (or any of its broader terms) in the privacy policy.



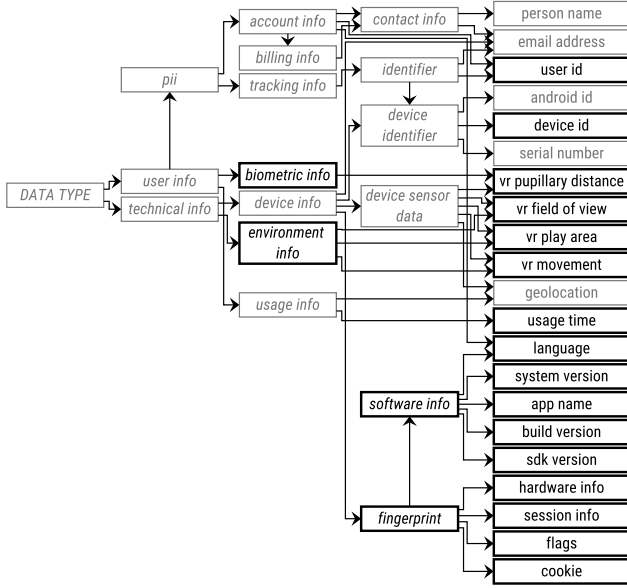


Figure 3: **Data Ontology for VR.** Nodes in bold are newly added to the original data ontology.

ferences as third-party entities for 16% (16/102) of our apps’ privacy policies.

#### 4.1.2 Building Ontologies for VR

Ontologies are used to represent subsumptive relationships between terms: a link from term *A* to term *B* indicates that *A* is a broader term (*hypernym*) that subsumes *B*. There are two ontologies, namely data and entity ontologies: the data ontology maps data types and entity ontology maps destination entities. Since PoliCheck was originally designed for Android mobile app’s privacy policies, it is important to adapt the ontologies to include data types and destinations specific to VR’s privacy policies and actual data flows.

**VR Data Ontology.** Fig. 3 shows the data ontology that we developed for VR apps. Leaf nodes are data types, which correspond to all 21 types found in the network traffic and listed in Table 3. Non-leaf nodes are broader terms extracted from privacy policies and may subsume more specific data types, *e.g.*, “device identifier” is a non-leaf node that subsumes “android id”. We built a VR data ontology, starting from the original Android data ontology, in a few steps as follows. First, we cleaned up the original data ontology by removing data types that do not exist on OVR (*e.g.*, “IMEI”, “SIM serial number”, *etc.*). We also merged similar terms (*e.g.*, “account information” and “registration information”) to make the structure clearer. Next, we added each new term from the privacy policies of VR apps either as a new node in the data ontology, or a synonym to an existing term in the synonym list. Finally, we added new terms that refer to data types identified in network traffic (see Sec. 3.4) as leaf nodes in the ontology.

Platform	Data Ontology	Entity Ontology
Android [5]	38 nodes	209 nodes
OVR (OVRSEEN)	63 nodes	64 nodes
<b>New in OVR</b>	39 nodes	21 nodes

Table 4: **Summary Comparison of PoliCheck and OVRSEEN Ontologies.** Nodes include leaf nodes (21 data types and 16 entities) and non-leaf nodes (see Fig. 3).

Most notably, we added VR-specific data types (see VR Sensory Data category shown in Table 3): “biometric info” and “environment info”. The term “biometric info” includes physical characteristics of human body (*e.g.*, height, weight, voice, *etc.*); we found some VR apps that collect user’s “pupillary distance” information. The term “environment information” includes VR-specific sensory information that describes the physical environment; we found some VR apps that collect user’s “play area” and “movement”. Table 4 shows the summary of the new VR data ontology. It consists of 63 nodes: 39 nodes are new in OVRSEEN’s data ontology. Overall, the original Android data ontology was used to track 12 data types (*i.e.*, 12 leaf nodes) [5], whereas our VR data ontology is used to track 21 data types (*i.e.*, 21 leaf nodes) appearing in the network traffic (see Table 3 and Fig. 3).

**VR Entity Ontology.** Entities are names of companies and other organizations which refer to destinations. We use a list of domain-to-entity mappings to determine which entity each domain belongs to. We modified the Android entity ontology to adapt it to VR as follows: (1) we pruned entities that were not found in privacy policies of VR apps or in our network traffic dataset, and (2) we added new entities found in both sources. Table 4 summarizes the new entity ontology. It consists of 64 nodes: 21 nodes are new in OVRSEEN’s entity ontology. We added two new non-leaf nodes: “platform provider” (which includes online distribution platforms or app stores that support the distribution of VR apps) and “api” (which refers to various third-party APIs and services that do not belong to existing entities). We identified 16 new entities that were not included in the original entity ontology. We visited the websites of those new entities and found that: three are platform providers, four are analytic providers, and 12 are service providers; these become the leaf nodes of “api”. We also added a new leaf node called “others” to cover a few data flows, whose destinations cannot be determined from the IP address or domain name.

**Summary.** Building VR ontologies has been non-trivial. We had to examine a list of more than 500 new terms and phrases that were not part of the original ontologies. Next, we had to decide whether to add a term into the ontology as a new node, or as a synonym to an existing node. In the meantime, we had to remove certain nodes irrelevant to VR and merge others because the original Android ontologies were partially machine-generated and not carefully curated.



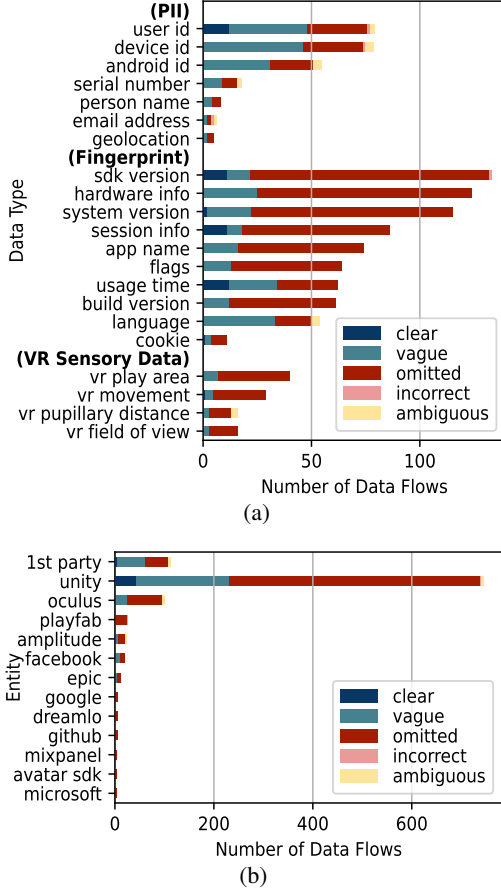


Figure 5: Network-to-policy consistency analysis results aggregated by (a) data types, and (b) destination entities.

**Referencing Oculus and Unity Privacy Policies.** Privacy policies can link to each other. For instance, when using Quest 2, users should be expected to consent to the Oculus privacy policy (for OVR). Likewise, when app developers utilize a third party engine (e.g., Unity) their privacy policies should include the Unity privacy policy. To the best of our knowledge, this aspect has not been considered in prior work [5, 36, 78].

Interestingly, when we included the Oculus and Unity privacy policies (when applicable) in addition to the app’s own privacy policy, we found that the majority of platform (116/122 or 96%) and Unity (725/746 or 97%) data flows get classified as consistent disclosures. Fig. 6 shows the comparison of the results from this new experiment with the previous results shown in Fig. 5b. These show that data flows are properly disclosed in Unity and Oculus privacy policies even though the app developers’ privacy policies usually do not refer to these two important privacy policies. Furthermore, we noticed that the Oculus and Unity privacy policies are well-written and clearly disclose collected data types. As discussed in [5], developers may be unaware of their responsibility to disclose third-party data collections, or they may not know exactly how third-party SDKs in their apps collect data from

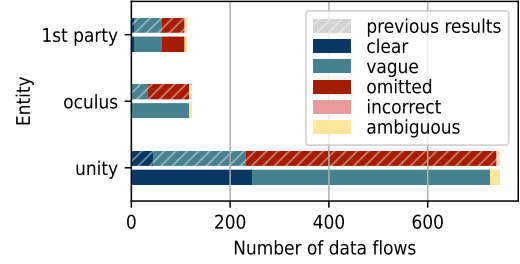


Figure 6: **Referencing Oculus and Unity Privacy Policies.** Comparing the results from the ideal case (including Unity and Oculus privacy policies by default) and the previous actual results (only including the app’s privacy policy and any third-party privacy policies linked explicitly therein).

users. This is a recommendation for future improvement.

**Validation.** To test the correctness of the consistency analysis, we randomly selected 10 out of 102 apps with privacy policies and manually checked their data flows. Following the methodology described in [5, 36], OVRSEEN reports consistency and inconsistency with high enough precision: 87%. However, the precision is lower when it has to distinguish between clear and vague disclosures. Our manual validation shows at least 21% vague disclosures were actually clearly disclosed. This is because OVRSEEN’s privacy policy analyzer inherits PoliCheck’s NLP model limitations (e.g., PoliCheck cannot correctly extract data types and entities from a collection statement that spans multiple sentences).

## 4.2 Data Collection in Context

Consistent (i.e., clear, or even vague) disclosures are desirable because they notify the user about what the VR apps’ data collection and sharing practices. However, they are not sufficient to determine whether the information flow is within its context or social norms. This context includes (but is not limited to) the purpose and use, notice and consent, whether it is legally required, and other aspects of the “transmission principle” in the terminology of contextual integrity [51]. In the previous section, we have discussed the *consistency* of the network traffic *w.r.t.* the privacy policy statements: this provides some context. In this section, we identify an additional context: we focus on the *purpose* of data collection.

**Purpose.** We extract purpose from the app’s privacy policy using Polisis [30]—an online privacy policy analysis service based on deep learning. Polisis annotates privacy policy texts with purposes at text-segment level. We developed a translation layer to map annotated purposes from Polisis into consistent data flows.<sup>3</sup> We were able to extract the purposes of 224

<sup>3</sup>Note that this mapping is possible only for data flows with consistent disclosures, since we need the policy to extract the purpose of a data flow.

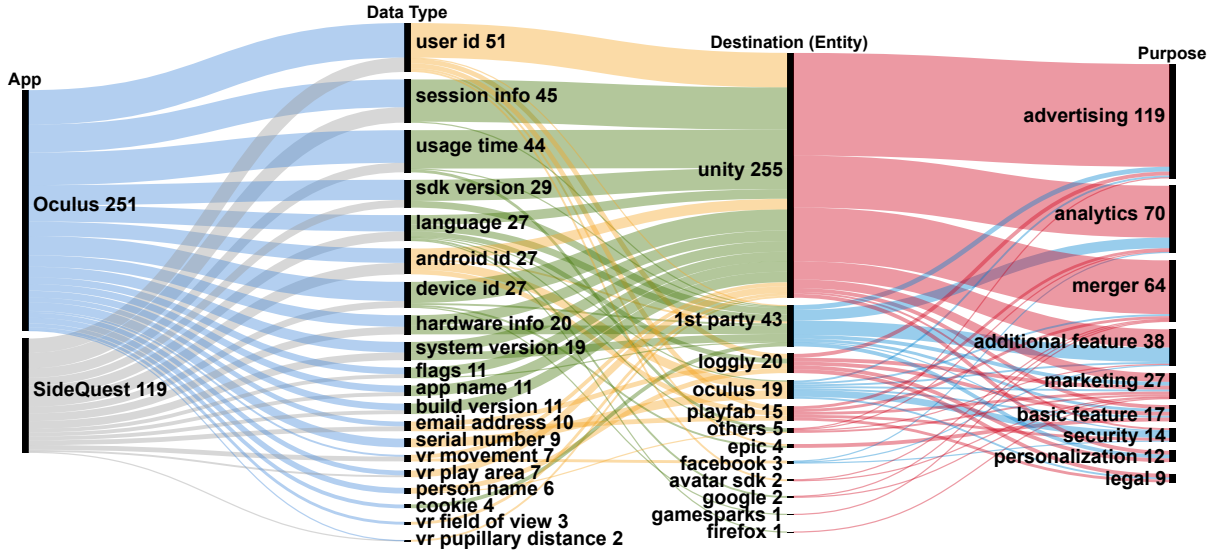


Figure 7: **Data Flows in Context.** We consider the data flows ( $\langle app, data\ type, destination \rangle$ ) found in the network traffic, and, in particular, the 370 data flows associated with consistent disclosures (*i.e.*, for which there are clear or vague disclosures in the privacy policy). We analyze these in conjunction with their *purpose* as extracted from the privacy policy text.

(out of 1,135) data flows.<sup>4</sup> Since a data flow can be associated with multiple purposes, we had to expand them into 370 data flows: each data flow has one purpose. There are nine distinct purposes (*e.g.*, advertising, analytics, personalization, legal *etc.*) identified by Polisis (see Fig. 7).

Similarly to [43], we distinguish between purposes that support core functionality of apps (*i.e.*, basic features, security, personalization, legal purposes, and merger) and those unrelated to functionality (*i.e.*, advertising, analytics, marketing, and additional features). Only 31% (116/370) of all data flows are related to core functionality, while 69% (254/370) are unrelated. Interestingly, 81% (94/116) of core-functionality-related data flows are associated with third-party entities, indicating that app developers use cloud services. Purposes unrelated to core functionality are partly corroborated by our ATS findings in Sec. 3.3: 83% (211/254) are associated with third-party tracking entities. In OVR, data types can be collected for tracking purposes and used for ads on other mediums (*e.g.*, Facebook website) and not on the Quest 2 device itself.

Next, we looked into the data types exposed for different purposes. The majority of data flows related to core functionality (56% or 65/116) expose PII data types, while Fingerprinting data types appear in most (66% or 173/254) data flows unrelated to functionality. We found that 15 data types are collected for functionality; these are comprised of Fingerprinting (41% or 48/116 data flows) and VR Sensory Data (3% or 3/116 data flows). We found that 19 data types are collected for purposes unrelated to functionality; these are comprised of PII (26% or 65/254 data flows) and VR Sensory Data (6%

or 16/254 data flows). Interestingly, VR Movement, VR Play Area, and VR Field of View are mainly used for “advertising”, while VR Movement and VR Pupillary Distance are used for “basic features”, “security”, and “merger” purposes [30].

**Notice and Consent.** We found that many apps do not give proper notice about data collection and sharing. Recall that 38 out of 140 apps do not provide any a privacy policy at all, and 97% of inconsistent data flow disclosures are omitted disclosures. We found that fewer than 10 out of 102 apps that provide a privacy policy explicitly ask users to read it and give *consent* to data collection, *e.g.*, for analytics purposes, upon opening the app. Clearly, there is room for improvement.

## 5 Related Work

**Privacy in Context.** The framework of “Privacy in Context” [51] specifies the following aspects of information flow: (1) actors: sender, recipient, subject; (2) type of information; and (3) transmission principle. The goal is to determine whether the information flow is appropriate within its context. The “transmission principle” is key in determining the appropriateness of the flow and may include: the purpose of data collection, notice-and-consent, required by law, *etc.* [51]. In this paper, we seek to provide context for the data flows ( $\langle app, data\ type, destination \rangle$ ) found in the network traffic. We primarily focus on the network-to-policy *consistency*, *purpose* of data collection, and we briefly comment on notice-and-consent. Most prior work on network analysis only characterized destinations (first *vs.* third parties, ATS, *etc.*) or data types exposed without additional contexts. One exception is MobiPurpose [32], which inferred data collection purposes of mobile (not VR) apps, using network traffic and

<sup>4</sup>Polisis failed to extract purposes for the remaining 135 consistent data flows: it did not classify 66 (*e.g.*, it simply reported that their texts were too short to analyze) and extracted no purpose for 69 data flows.



app features (*e.g.*, URL paths, app metadata, domain name, *etc.*); the authors stated that “the purpose interpretation can be subjective and ambiguous”. Our notion of purpose is explicitly stated in the privacy policies and/or indicated by the destination domain matching ATS blocklists. Shvartzshnaider *et al.* introduced the contextual integrity (CI) framework to understand and evaluate privacy policies [66]—they, however, leveraged manual inspection and not automation.

**Privacy of Various App Ecosystems.** The research community has looked into privacy risks in various platforms, using static or dynamic code analysis, and—most relevant to us—network traffic analysis. Enck *et al.* performed static analysis of Android apps [17] and discovered PII misuse (*e.g.*, personal/phone identifiers) and ATS activity. Taintdroid, first introduced taint tracking for mobile apps. Ren *et al.* [59] did a comprehensive evaluation of information exposure on smarthome IoT devices. Moghaddam *et al.* and Varmarken *et al.* observed the prevalence of PII exposures and ATS activity [48, 75] in Smart TVs. Lentzsch *et al.* [36] performed a comprehensive evaluation on Alexa, a voice assistant platform. Ren *et al.* [60], Narseo *et al.* [58], and Shuba *et al.* [63–65] developed tools for analysis of network traffic generated by mobile apps, and inspection for privacy exposures and ATS activity. Our work is the first to perform network traffic analysis on the emerging OVR platform, using dynamic analysis to capture and decrypt networking traffic on the device; this is more challenging for Unity and Unreal based apps because, unlike prior work that dealt with standard Android APIs, we had to deal with stripped binary files (*i.e.*, no symbol table).

**Privacy of VR.** Although there is work on security aspects of VR devices (*e.g.*, authentication and attacks on using virtual keyboards) [15, 38, 39, 41], the privacy of VR is currently not fully understood. Adams *et al.* [1] interviewed VR users and developers on security and privacy concerns, and learnt that they were concerned with data collection potentially performed by VR devices (*e.g.*, sensors, device being always on) and that they did not trust VR manufacturers (*e.g.*, Facebook owning Oculus). Our work is motivated by these concerns but goes beyond user surveys to analyze data collection practices exhibited in the network traffic and stated in privacy policies.

**Privacy Policy Analysis.** Privacy policy and consistency analysis in various app ecosystems [4, 5, 30, 67, 76–78] is becoming increasingly automated. Privee [77] is a privacy policy analyzer that uses NLP to classify the content of a website privacy policy using a set of binary questions. Slavin *et al.* used static code analysis, ontologies, and information flow analysis to analyze privacy policies for mobile apps on Android [67]. Wang *et al.* applied similar techniques to check for privacy leaks from user-entered data in GUI [76]. Zimmeck *et al.* also leveraged static code analysis for privacy policy consistency analysis [78]; they improved on previous work by attempting to comply with legal requirements (*e.g.*, first vs. third party, negative policy statements, *etc.*). In Sec. 4, we leverage two

state-of-the-art tools, namely PoliCheck [5] and Polisis [30], to perform data-flow-to-policy consistency analysis and to extract the data collection purpose, respectively. PoliCheck was built on top of PolicyLint [4], a privacy policy analyzer for mobile apps. It analyzes both positive and negative data collection (and sharing) statements, and detects contradictions. Lentzsch *et al.* also used off-the-shelf PoliCheck using a data ontology crafted for Alexa skills. OVRSEEN focuses on OVR and improves on PoliCheck in several ways, including VR-specific ontologies, referencing third-party policies, and extracting data collection purposes.

## 6 Conclusion and Discussion

**Summary.** In this paper, we present the first comprehensive study of privacy aspects for Oculus VR (OVR), the most popular VR platform. We developed OVRSEEN, a methodology and system to characterize the data collection and sharing practices of the OVR ecosystem by (1) capturing and analyzing data flows found in the network traffic of 140 popular OVR apps, and (2) providing additional contexts via privacy policy analysis that checks for consistency and identifies the purpose of data collection.

We identified 21 data types exposed, including PII, device information that can be utilized for fingerprinting, and VR-specific data types that have not been studied before. We found that most data types are collected by third-party entities known for tracking, social, and analytics services. Compared to Android and Smart TV platforms, we found that OVR has a less diverse set of tracking services and lacks ad-related ones; state-of-the-art blocklists could block only 36% of these third-party destinations. By analyzing the privacy policies, we found that (1) 70% of data flows in our dataset had inconsistent disclosures, and (2) the main purposes for data collection were advertising and analytics—these corroborate our network analysis results.

We also found that 27% (38/140) apps did not provide privacy policies, 59% (82/140) made inconsistent (omitted, incorrect, or ambiguous) disclosures, and more than 90% (more than 130/140) did not require user consent. Furthermore, if app developers included links to the privacy policies of third-party libraries they use, the consistency of data flows would improve significantly—our results show that the consistency increased from 32% (359/1,135) to 74% (841/1,135) just by including Unity and Oculus privacy policies.

**Releases.** We plan to release the network traffic dataset from the top-150 apps (the first of its kind available for VR), as well as the privacy policies of VR apps and their relevant third parties. We will also open-source the OVRSEEN software, including the processing of network dataset to extract data flows, the novel decryption technique for Unity and Unreal, the Android-10 version of AntMonitor, and the results from privacy policy consistency checking and purpose extraction.

**Limitations and Future Directions.** On the networking side, we were able to decrypt, for the first time, traffic of OVR apps, but the OVR platform itself is closed and we could not decrypt most of its traffic. In future work, we will explore the possibility of addressing this limitation by further exploring binary analysis, as well as the companion mobile app for OVR. On the privacy policy side, PoliCheck and Polisis rely on different underlying NLP models, with inherent limitations and incompatibilities—this motivates future work on a unified privacy policy and context analyzer.

## References

- [1] Devon Adams, Alseny Bah, Catherine Barwulor, Nureli Musaby, Kadeem Pitkin, and Elissa M. Redmiles. Ethics emerging: the story of privacy and security perceptions in virtual reality. In *Fourteenth Symposium on Usable Privacy and Security (SOUPS 2018)*, pages 427–442. USENIX Association, August 2018.
- [2] Omar Alrawi, Chaz Lever, Manos Antonakakis, and Fabian Monrose. Sok: Security evaluation of home-based iot deployments. In *2019 IEEE Symposium on Security and Privacy (SP)*, pages 1362–1380. IEEE, 2019.
- [3] Amplitude, Inc. Amplitude - the digital optimization system. <https://amplitude.com/get-started>, 2021. [Accessed: 06 June 2021].
- [4] Benjamin Andow, Samin Yaseer Mahmud, Wenyu Wang, Justin Whitaker, William Enck, Bradley Reaves, Kapil Singh, and Tao Xie. Policylint: Investigating internal privacy policy contradictions on google play. In *28th USENIX Security Symposium (USENIX Security 19)*, pages 585–602. USENIX Association, August 2019.
- [5] Benjamin Andow, Samin Yaseer Mahmud, Justin Whitaker, William Enck, Bradley Reaves, Kapil Singh, and Serge Egelman. Actions speak louder than words: Entity-sensitive privacy policy and data flow analysis with polichack. In *29th USENIX Security Symposium (USENIX Security 20)*, pages 985–1002. USENIX Association, August 2020.
- [6] ARMmbed. mbedtls: x509\_cert.c. [https://github.com/ARMmbed/mbedtls/blob/development/library/x509\\_cert.c](https://github.com/ARMmbed/mbedtls/blob/development/library/x509_cert.c), 2021. [Accessed: 06 June 2021].
- [7] bitHeads, Inc. bitheads, inc. - home. <https://www.bitheads.com/>, 2021. [Accessed: 06 June 2021].
- [8] bitHeads Inc. braincloud - features. <https://getbraincloud.com/features/>, 2021. [Accessed: 06 June 2021].
- [9] Chad Brubaker and Android Security team. Changes to trusted certificate authorities in android nougat. <https://android-developers.googleblog.com/2016/07/changes-to-trusted-certificate.html>, July 2016. [Accessed: 06 June 2021].
- [10] BSDgeek\_Jake (XDA Developer). Moaab: Mother of all ad-blocking. <https://forum.xda-developers.com/showthread.php?t=1916098>, 2019. [Accessed: 06 June 2021].
- [11] Kevin Carbotte. The bounty for the quest 2 jailbreak is still up for grabs. <https://www.tweaktown.com/news/76208/the-bounty-for-quest-2-jailbreak-is-still-up-grabs/>, November 2020. [Accessed: 06 June 2021].
- [12] Piergiovanni Cipolloni. Universal android ssl pinning bypass with frida. <https://techblog.mediaservice.net/2017/07/universal-android-ssl-pinning-bypass-with-frida/>, July 2017. [Accessed: 06 June 2021].
- [13] Crunchbase Inc. Crunchbase: Discover innovative companies and the people behind them. <https://www.crunchbase.com/>, 2021. [Accessed: 06 June 2021].
- [14] Disconnect, Inc. disconnect-tracking-protection: Canonical repository for the disconnect services file. <https://github.com/disconnectme/disconnect-tracking-protection>, 2021. [Accessed: 06 June 2021].
- [15] Reyhan Duezguen, Peter Mayer, Sanchari Das, and Melanie Volkamer. Towards secure and usable authentication for augmented and virtual reality head-mounted displays. *arXiv preprint arXiv:2007.11663*, 2020.
- [16] William Enck, Peter Gilbert, Byung-Gon Chun, Landon P. Cox, Jaeyeon Jung, Patrick McDaniel, and Anmol N. Sheth. Taintdroid: An information-flow tracking system for realtime privacy monitoring on smartphones. In *9th USENIX Symposium on Operating Systems Design and Implementation (OSDI 10)*. USENIX Association, October 2010.
- [17] William Enck, Damien Ocateau, Patrick McDaniel, and Swarat Chaudhuri. A study of android application security. In *20th USENIX Security Symposium (USENIX Security 11)*, pages 315–330. USENIX Association, August 2011.
- [18] Epic Games, Inc. Epic games - home. <https://www.epicgames.com/site/en-US/home>, 2021. [Accessed: 06 June 2021].

- [19] Epic Games, Inc. Openssl (unreal version). <https://github.com/EpicGames/UnrealEngine/tree/master/Engine/Source/ThirdParty/OpenSSL>, 2021. [Accessed: 06 June 2021].
- [20] Epic Games, Inc. Unreal - in-game analytics. <https://docs.unrealengine.com/4.26/en-US/TestingAndOptimization/Analytics/>, 2021. [Accessed: 06 June 2021].
- [21] Epic Games, Inc. Unreal engine. <https://www.unrealengine.com/>, 2021. [Accessed: 06 June 2021].
- [22] Facebook. Facebook to acquire oculus. <https://about.fb.com/news/2014/03/facebook-to-acquire-oculus/>, March 2014. [Accessed: 06 June 2021].
- [23] Facebook. Facebook ads: Online advertising on facebook. <https://www.facebook.com/business/ads>, 2021. [Accessed: 06 June 2021].
- [24] Facebook. Facebook developers - graph api. <https://developers.facebook.com/docs/graph-api/>, 2021. [Accessed: 06 June 2021].
- [25] Earlence Fernandes, Jaeyeon Jung, and Atul Prakash. Security analysis of emerging smart home applications. In *2016 IEEE Symposium on Security and Privacy (SP)*, pages 636–654. IEEE, 2016.
- [26] Gamesparks. Gamesparks: The easiest way to build, deploy and scale game backends. <https://www.gamesparks.com/>, 2021. [Accessed: 06 June 2021].
- [27] Google. Android developers - best practices for unique. <https://developer.android.com/training/articles/user-data-ids>, 2021. [Accessed: 06 June 2021].
- [28] Google. Firebase crashlytics - a powerful android and ios crash reporting solution. <https://firebase.google.com/products/crashlytics>, 2021. [Accessed: 06 June 2021].
- [29] Google. Google help: Get started with analytics. <https://support.google.com/analytics/answer/1008015>, 2021. [Accessed: 06 June 2021].
- [30] Hamza Harkous, Kassem Fawaz, Rémi Lebrete, Florian Schaub, Kang G. Shin, and Karl Aberer. Polisis: Automated analysis and presentation of privacy policies using deep learning. In *27th USENIX Security Symposium (USENIX Security 18)*, pages 531–548. USENIX Association, August 2018.
- [31] Scott Hayden. Oculus quest 2 surpasses original quest in monthly active users. <https://www.roadtovr.com/oculus-quest-2-monthly-active-users/>, January 2021. [Accessed: 06 June 2021].
- [32] Haojian Jin, Minyi Liu, Kevan Dodhia, Yuanchun Li, Gaurav Srivastava, Matthew Fredrikson, Yuvraj Agarwal, and Jason I Hong. Why are they collecting my data? inferring the purposes of network traffic in mobile apps. In *Proceedings of the ACM on Interactive, Mobile, Wearable and Ubiquitous Technologies*, volume 2, pages 1–27. ACM, 2018.
- [33] John Kurkowski. tldextract: Accurately separate the tld from the registered domain and subdomains of a url, using the public suffix list. <https://github.com/john-kurkowski/tldextract>, 2021. [Accessed: 06 June 2021].
- [34] Dave Johnson. Supercharge your fitness routine with the best vr workout apps and games for oculus quest. <https://www.forbes.com/sites/forbes-personal-shopper/2021/03/08/best-workout-apps-games-oculus-quest/>, March 2021. [Accessed: 06 June 2021].
- [35] Ben Lang. Where to change quest 2 privacy settings and see your vr data collected by facebook. <https://www.roadtovr.com/oculus-quest-2-privacy-facebook-data-collection-settings/>, October 2020. [Accessed: 06 June 2021].
- [36] Christopher Lentzsch, Sheel Jayesh Shah, Benjamin Andow, Martin Degeling, Anupam Das, and William Enck. Hey alexa, is this skill safe?: Taking a closer look at the alexa skill ecosystem. In *28th Annual Network and Distributed System Security Symposium (NDSS 2021)*. The Internet Society, 2021.
- [37] Yuanchun Li, Ziyue Yang, Yao Guo, and Xiangqun Chen. Droidbot: a lightweight ui-guided test input generator for android. In *2017 IEEE/ACM 39th International Conference on Software Engineering Companion (ICSE-C)*, pages 23–26. IEEE, 2017.
- [38] Zhen Ling, Zupei Li, Chen Chen, Junzhou Luo, Wei Yu, and Xinwen Fu. I know what you enter on gear vr. In *2019 IEEE Conference on Communications and Network Security (CNS)*, pages 241–249. IEEE, 2019.
- [39] Shiqing Luo, Anh Nguyen, Chen Song, Feng Lin, Wenya Xu, and Zhisheng Yan. Oculock: Exploring human visual system for authentication in virtual reality head-mounted display. In *27th Annual Network and Distributed System Security Symposium (NDSS 2020)*. The Internet Society, 2020.

- [40] Daniyal Malik. So far, facebook has already sold 5 million quest 2 units / digital information world. <https://www.digitalinformationworld.com/2021/05/in-q1-of-2021-facebook-has-already-sold.html>, May 2021. [Accessed: 06 June 2021].
- [41] Florian Mathis, John H. Williamson, Kami Vaniea, and Mohamed Khamis. Fast and secure authentication in virtual reality using coordinated 3d manipulation and pointing. *ACM Transactions on Computer-Human Interaction (TOCHI)*, 28(1):1–44, 2021.
- [42] Lucas Matney. The oculus quest’s unofficial app store gets backing from oculus founder palmer lucky. <https://techcrunch.com/2020/09/23/the-oculus-quests-unofficial-app-store-gets-backing-from-oculus-founder-palmer-lucky/>, September 2020. [Accessed: 06 June 2021].
- [43] Erika McCallister, Tim Grance, and Karen Scarfone. Guide to protecting the confidentiality of personally identifiable information (pii). Technical Report NIST Special Publication (SP) 800-122, National Institute of Standards and Technology, Gaithersburg, MD, 2010.
- [44] Microsoft. Azure playfab documentation. <https://docs.microsoft.com/en-us/gaming/playfab/>, 2021. [Accessed: 06 June 2021].
- [45] Microsoft. Azure playfab documentation - getting started with business intelligence. <https://docs.microsoft.com/en-us/gaming/playfab/personas/bi>, 2021. [Accessed: 06 June 2021].
- [46] Mark Roman Miller, Fernanda Herrera, Hanseul Jun, James A Landay, and Jeremy N Bailenson. Personal identifiability of user tracking data during observation of 360-degree vr video. *Scientific Reports*, 10(1):1–10, 2020.
- [47] Mixpanel. Mixpanel - product analytics for mobile, web, & more. <https://mixpanel.com/>, 2021. [Accessed: 06 June 2021].
- [48] Hooman Mohajeri Moghaddam, Gunes Acar, Ben Burgess, Arunesh Mathur, Danny Yuxing Huang, Nick Feamster, Edward W Felten, Prateek Mittal, and Arvind Narayanan. Watching you watch: The tracking ecosystem of over-the-top tv streaming devices. In *Proceedings of the 2019 ACM SIGSAC Conference on Computer and Communications Security*, pages 131–147. ACM, 2019.
- [49] Mozilla Corporation and Individual mozilla.org contributors. Privacy & security guide: Oculus quest 2 vr headset. <https://foundation.mozilla.org/en/privacynotincluded/oculus-quest-2-vr-headset/>, November 2020. [Accessed: 06 June 2021].
- [50] Mozilla Corporation and Individual mozilla.org contributors. What is fingerprinting and why you should block it. <https://www.mozilla.org/en-US/firefox/features/block-fingerprinting/>, 2021. [Accessed: 06 June 2021].
- [51] Helen Nissenbaum. *Privacy in Context - Technology, Policy, and the Integrity of Social Life*. Stanford University Press, 2010.
- [52] Oculus. A single way to log into oculus and unlock social features. <https://www.oculus.com/blog/a-single-way-to-log-into-oculus-and-unlock-social-features/>, August 2020. [Accessed: 06 June 2021].
- [53] Oculus. Oculus developers - challenges server to server apis. <https://developer.oculus.com/documentation/native/ps-challenges-s2s/>, 2021. [Accessed: 06 June 2021].
- [54] Oculus. Oculus developers - leaderboards server apis. <https://developer.oculus.com/documentation/native/ps-leaderboards-s2s/>, 2021. [Accessed: 06 June 2021].
- [55] Oculus. Track your fitness in vr with oculus move. <https://support.oculus.com/move/>, 2021. [Accessed: 06 June 2021].
- [56] Ole André V. Ravnås. Frida - dynamic instrumentation toolkit for developers, reverse-engineers, and security researchers. <https://frida.re/>, 2021. [Accessed: 06 June 2021].
- [57] Pi-hole. Pi-hole: Network-wide ad blocking. <https://pi-hole.net/>, 2021. [Accessed: 06 June 2021].
- [58] Abbas Razaghpanah, Rishab Nithyanand, Narseo Vallina-Rodriguez, Srikanth Sundaresan, Mark Allman, Christian Kreibich, and Phillipa Gill. Apps, trackers, privacy, and regulators: A global study of the mobile tracking ecosystem. In *25th Annual Network and Distributed System Security Symposium (NDSS 2018)*. The Internet Society, 2018.
- [59] Jingjing Ren, Daniel J. Dubois, David Choffnes, Anna Maria Mandalari, Roman Kolcun, and Hamed Hadadi. Information exposure from consumer iot devices: A multidimensional, network-informed measurement approach. In *Proceedings of the Internet Measurement Conference (IMC 19)*, pages 267–279. ACM, 2019.
- [60] Jingjing Ren, Ashwin Rao, Martina Lindorfer, Arnaud Legout, and David Choffnes. Recon: Revealing and controlling pii leaks in mobile network traffic. In *Proceedings of the 14th Annual International Conference on Mobile Systems, Applications, and Services (MobiSys 16)*, page 361–374. ACM, 2016.



- [61] Sol Rogers. Virtual reality for good use cases: From educating on racial bias to pain relief during childbirth. <https://www.forbes.com/sites/solrogers/2020/03/09/virtual-reality-for-good-use-cases-from-educating-on-racial-bias-to-pain-relief-during-childbirth/>, March 2020. [Accessed: 06 June 2021].
- [62] Peter Sarnoff. The vr in the enterprise report: How retailers and brands are illustrating vr’s potential in sales, employee training, and product development. <https://www.businessinsider.com/virtual-reality-for-enterprise-sales-employee-training-product-2018-12>, December 2018. [Accessed: 06 June 2021].
- [63] Anastasia Shuba, Anh Le, Emmanouil Alimpertis, Minas Gjoka, and Athina Markopoulou. Antmonitor: A system for on-device mobile network monitoring and its applications. *arXiv preprint arXiv:1611.04268*, 2016.
- [64] Anastasia Shuba and Athina Markopoulou. Nomoats: Towards automatic detection of mobile tracking. In *Proceedings on Privacy Enhancing Technologies*, volume 2020, pages 45–66. Sciendo, 2020.
- [65] Anastasia Shuba, Athina Markopoulou, and Zubair Shafiq. Nomoats: Effective and efficient cross-app mobile ad-blocking. In *Proceedings on Privacy Enhancing Technologies*, volume 2018, pages 125–140. Sciendo, 2018.
- [66] Yan Shvartzshnaider, Noah Apthorpe, Nick Feamster, and Helen Nissenbaum. Going against the (appropriate) flow: a contextual integrity approach to privacy policy analysis. In *Proceedings of the AAAI Conference on Human Computation and Crowdsourcing*, volume 7, pages 162–170, 2019.
- [67] Rocky Slavin, Xiaoyin Wang, Mitra Bokaei Hosseini, James Hester, Ram Krishnan, Jaspreet Bhatia, Travis D. Breaux, and Jianwei Niu. Toward a framework for detecting privacy policy violations in android application code. In *Proceedings of the 38th International Conference on Software Engineering (ICSE 16)*, pages 25–36. ACM, 2016.
- [68] Noah Smith. Virtual reality is starting to see actual gains in gaming. <https://www.washingtonpost.com/video-games/2021/02/04/virtual-reality-future-games/>, February 2021. [Accessed: 06 June 2021].
- [69] Software Freedom Conservancy. Seleniumhq browser automation. <https://www.selenium.dev/>, 2021. [Accessed: 06 June 2021].
- [70] SolarWinds Worldwide, LLC. Log analysis - log management by loggly. <https://www.loggly.com/>, 2021. [Accessed: 06 June 2021].
- [71] Unity Technologies. mbed tls: An open source, portable, easy to use, readable and flexible ssl library. <https://github.com/Unity-Technologies/mbedtls>, 2021. [Accessed: 06 June 2021].
- [72] Unity Technologies. Unity - the leading platform for creating interactive, real-time content. <https://unity.com/>, 2021. [Accessed: 06 June 2021].
- [73] Unity Technologies. Unity manual: Managed code stripping. <https://docs.unity3d.com/Manual/ManagedCodeStripping.html>, 2021. [Accessed: 06 June 2021].
- [74] Unity Technologies. Unity manual: Unity analytics. <https://docs.unity3d.com/Manual/UnityAnalytics.html>, 2021. [Accessed: 06 June 2021].
- [75] Janus Varmarken, Hieu Le, Anastasia Shuba, Athina Markopoulou, and Zubair Shafiq. The tv is smart and full of trackers: Measuring smart tv advertising and tracking. In *Proceedings on Privacy Enhancing Technologies*, volume 2020, pages 129–154. Sciendo, 2020.
- [76] Xiaoyin Wang, Xue Qin, Mitra Bokaei Hosseini, Rocky Slavin, Travis D. Breaux, and Jianwei Niu. Guileak: Tracing privacy policy claims on user input data for android applications. In *2018 IEEE/ACM 40th International Conference on Software Engineering (ICSE)*, pages 37–47. IEEE, 2018.
- [77] Sebastian Zimmeck and Steven M. Bellovin. Privee: An architecture for automatically analyzing web privacy policies. In *23rd USENIX Security Symposium (USENIX Security 14)*, pages 1–16. USENIX Association, August 2014.
- [78] Sebastian Zimmeck, Ziqi Wang, Lieyong Zou, Roger Iyengar, Bin Liu, Florian Schaub, Shomir Wilson, Norman M. Sadeh, Steven M. Bellovin, and Joel R. Reidenberg. Automated analysis of privacy requirements for mobile apps. In *24th Annual Network and Distributed System Security Symposium (NDSS 2017)*. The Internet Society, 2017.