

Intermittent Speech Recovery

Yu-Chen Lin^{1,3}, Tsun-An Hsieh³, Kuo-Hsuan Hung³, Cheng Yu³, Harinath Garudadri⁵, Yu Tsao³,
Tei-Wei Kuo^{1,2,4}

¹Department of Computer Science and Information Engineering, National Taiwan University, Taiwan

²NTU High Performance and Scientific Computing Center, National Taiwan University, Taiwan

³Research Center for Information Technology Innovation, Academia Sinica, Taiwan

⁴Department of Computer Science, City University of Hong Kong, Hong Kong

⁵Qualcomm Institute, University of California, San Diego, USA

dwadelin@citi.sinica.edu.tw, yu.tsao@citi.sinica.edu.tw, ktw@csie.ntu.edu.tw

Abstract

A large number of Internet of Things (IoT) devices today are powered by batteries, which are often expensive to maintain and may cause serious environmental pollution. To avoid these problems, researchers have begun to consider the use of energy systems based on energy-harvesting units for such devices. However, the power harvested from an ambient source is fundamentally small and unstable, resulting in frequent power failures during the operation of IoT applications involving, for example, intermittent speech signals and the streaming of videos. This paper presents a deep-learning-based speech recovery system that reconstructs intermittent speech signals from self-powered IoT devices. Our intermittent speech recovery system (ISR) consists of three stages: interpolation, recovery, and combination. The experimental results show that our recovery system increases speech quality by up to 707.1%, while increasing speech intelligibility by up to 92.1%. Most importantly, our ISR system also enhances the WER scores by up to 65.6%. To the best of our knowledge, this study is one of the first to reconstruct intermittent speech signals from self-powered-sensing IoT devices. These promising results suggest that even though self-powered microphone devices function with weak energy sources, our ISR system can still maintain the performance of most speech-signal-based applications.

Index Terms: speech signal processing, internet-of-things devices, energy harvesting, intermittent systems, speech recovery

1. Introduction

The recent emergence of Internet of things (IoT)/wearable devices has exponentially increased the penetration of IoT applications. Most of these applications interact with the surrounding environment and communicate with each other by exchanging sensing data (such as temperature, speech signals, or video streams). More powerful devices such as personal computers (PCs) or servers subsequently realize/construct various complicated applications based on the sensing data received from IoT/wearable devices. Examples of such advanced applications include image recognition [1], speech recognition [2–4], and speech enhancement [5–12].

In the IoT era, wearable devices have begun to outnumber humans; however, most of these devices are powered by batteries, which are often expensive to maintain and can cause serious environmental pollution. This issue raises the need for environmental energy harvesting to replace battery recharging and thereby alleviate expensive maintenance overheads for wearable devices. However, the power supplied by ambient sources such as solar, thermal, or vibration energy sources are

inherently unstable and sometimes weak [13]. In contrast to conventional battery-powered systems, intermittent systems relying on energy harvesting typically suffer from insufficient power, thereby resulting in frequent power failures and task interruptions [14]. This power insufficiency leads to intermittent sensing data, for example, intermittent speech signals and the streaming of videos. The intermittent data will then be transmitted to PCs or servers for processing. The “incompleteness” of the sensing data can severely degrade the performance of all the related applications.

In the present work, we propose a deep learning (DL)-based intermittent speech recovery (ISR) system to reconstruct intermittent speech signals. The ISR system can be separated into three stages: First, the null segment interpolation initializes the lost areas of the intermittent speech. Second, the complex U-Net recovery model using perceptual loss addresses the performance of speech enhancement and recognition. Finally, the intermittent speech combination stage overcomes the missing-feature problem. To evaluate the performance enhancement resulting from our approach, we use standardized objective evaluation metrics including the perceptual evaluation of speech quality (PESQ) [15], short-time objective intelligibility measure (STOI) [16], and word error rate (WER) [17]. The experimental results illustrate that our recovery system affords a PESQ-score increase by up to 707.1% when compared with the original intermittent speech signals, and furthermore, the STOI scores show an increase of up to 92.1%. In addition, our ISR system also enhances the WER scores by up to 65.6%. These results suggest that even though self-powered devices function with weak energy sources, our ISR system can still maintain the performance of most speech-signal-based applications.

The remainder of this paper is organized as follows. Section 2 provides background information and review related works. Subsequently, we explain the research motivation underlying this study. In Section 3, we detail the proposed ISR system for recovering intermittent speech signals. The experimental setup and results are reported in Section 4. Finally, Section 5 presents the concluding remarks of this paper.

2. Background and Related Work

A typical self-powered intermittent system consists of an energy harvesting management (EHM) module, a non-volatile processor (NVP) with non-volatile memory (NVM), and peripherals, as shown in Fig. 1. The energy source harvests energy from the corresponding ambient source and then transmits the harvested energy to the EHM, which stores the energy in its capacitor. In addition, two voltage thresholds, V_{on} and V_{off} , are the criteria for power supplying. When the harvested energy is sufficient

(i.e., the capacitor voltage equals V_{on}), the EHM supplies power to the system. When the NVP is activated, it uses the previous backup memory to restore the program state and subsequently continues executing programs, operating peripherals, and backing up the program state. The NVP may support a periodic or on-demand backup mechanism to address the power failure problem [18]. When a power failure occurs (i.e., the capacitor voltage equals V_{off}), the NVP suspends operations until sufficient energy is harvested and subsequently resumes instantly from the last operation point after the power is restored. Therefore, a self-powered system with an energy-harvesting unit can operate intermittently over long periods without any external power source.

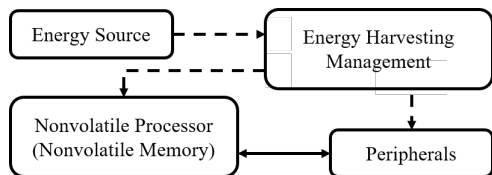


Figure 1: A self-powered intermittent system. The dash-lines are power supplying path, and the solid-line is data path.

Numerous studies have been conducted to exploit intermittent systems (NVM and NVP hardware) for DL-based applications. Many such attempts have focused on the inference phase for resource-constrained devices, such as achieving in-memory computing [19–21], while a few attempts have been made to cope with the problems in the training phase [22, 23]. Some studies have even implemented DL-based algorithms on NVP devices [24]. However, most DL algorithms require a large amount of memory and computation, and therefore, servers are used to handle most of the computational workload of DL algorithms. The use of intermittent non-volatile hardware for either inference or training results in performance degradation and an increase in response latency. That is, the intermittent systems play a negative role in the DL-based IoT applications. In addition, the low-power features of intermittent systems are suitable for IoT/wearable devices. As a result, in DL-based IoT applications, an intermittent system should serve as a sensor node collecting environmental information, while the DL algorithm serves as a remote server processing the sensing data.

For the microphone sensors on these self-powered devices, power insufficiency leads to intermittent speech signals that are transmitted to PCs or servers for processing. Because of signal “incompleteness,” the processing of the sensing data can severely degrade the performance of different signal processing applications (such as speech recognition and enhancement). Several wireless communication techniques [25–27] have addressed these “missing signal” problems by simply re-sending the data; however, the non-signal parts of the intermittent signals are not available for re-sending. Some strategies [28, 29] generate a high-sample-rate signal from a low-sample-rate signal by interpolation; however, the interpolated signal between two non-value signals is still a non-value one after interpolation. Some studies [30–32] have also focused on speech inpainting; however, these strategies simulated the distortion on log-magnitude representations without taking phase into consideration. These observations motivated us to develop a recovery system to reconstruct intermittent speech signals to maintain the performance of such speech-signal-based applications.

3. Intermittent Speech Recovery System

The system architecture of ISR is shown in Fig. 2. The ISR system consists of three stages: interpolation, recovery, and combination. We detail these three stages in Sections 3.1 to 3.3.

3.1. Null segment interpolation

The intermittent speech signal received by the ISR system contains multiple null segments with time stamps. These null segments are difficult to recover without the assumption of certain values. Therefore, we used the time stamps to interpolate these null segments in a linear manner. In our approach, we interpolate the intermittent speech in the frequency domain rather than the waveform domain for the following reasons: Interpolation in the waveform domain for intermittent speech signals is empirically undesirable because the reconstructed waveform signal simply carries the information of the original signal. The speech signal is constructed by the fundamental frequency and its harmonics, which are more observable when using time–frequency analysis or a log-powered spectrum. When we map the intermittent signal to the frequency domain, we can perform interpolation that serves in adequately reconstructing the frequency components of speech in the null segments. For one null segment that starts at t_1 and ends at t_2 , we calculate the weighting ratio of each frame in this null segment using Eq. (1):

$$r(t) = \frac{t - (t_1 - 1)}{(t_2 + 1) - (t_1 - 1)} \quad (1)$$

where $t_1 - 1$ denotes the index of the frame immediately before the null segment and $t_2 + 1$ denotes the index of the frame immediately after the null segment. After calculating ratio $r(t)$, we interpolate values $X(t, f)$ using Eq. 2:

$$X(t, f) = (1 - r(t))X(t_1 - 1, f) + r(t)X(t_2 + 1, f) \quad (2)$$

where $X(t, f)$ denotes the frame vector of t in the frequency domain. In addition, we need to consider two cases: 1) t_1 is the first frame and 2) t_2 is the last frame of the signal. In these edge cases, we calculated $X(t, f)$ with zero vector. Consequently, we can obtain a processed intermittent speech with initialization in all the null segments, as shown in the left side of Fig. 2.

3.2. U-Net-based recovery model

Once the null segments are coarsely interpolated, the recovery model is used for further refinement. Specifically, we use a complex U-Net [33] architecture, which is composed of specialized convolutional layers that follow the rule of the addition and multiplication of complex numbers. The main reason for applying a complex-based model is to preserve phase information in the procedure of intermittent speech signal recovery. As compared to magnitude-spectrum-mapping-based models that use the unprocessed phase spectrum to convert the frequency-domain signals back to the time domain by inverse short-time Fourier transform (iSTFT), the complex U-Net directly uses the complex spectrum as its input and output. Thus, phase information is well considered during recovery. In addition, the recovery model generates complex masks, which are then element-wise multiplied by each interpolated spectrum, to obtain the recovered spectrum.

Several studies [34–36] have demonstrated that perceptual losses (also known as feature losses) are effective in improving the perceptual quality in speech enhancement tasks. The success of the approach is attributed to the fact that the perceptual

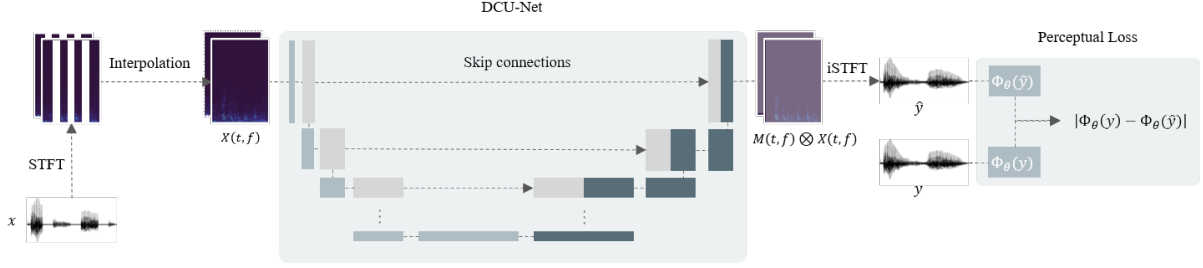


Figure 2: System architecture of the proposed ISR system.

losses measure the distances in some latent domains invariant to short-time shifts. Perceptual loss is defined as the average of the mean absolute error (MAE) between features, extracted by a loss model Φ parameterized by θ , and calculated by Eq. (3):

$$\mathcal{L}(y, \hat{y}) = \frac{1}{CL} \sum_{c=1}^C \sum_{l=1}^L |\Phi_{\theta}(y)_{c,l} - \Phi_{\theta}(\hat{y})_{c,l}| \quad (3)$$

where C denotes the number of channels; L represents the length of the feature; y and \hat{y} denote ground truth and enhanced speech signal, respectively. Here, as the recovered output speech signals are expected to be used in speech applications, we choose a self-supervised encoder [37], which renders representative speaker and phonetic information, for automatic speech recognition (ASR) as our loss function. This approach enables the recovery system data to achieve a better performance in terms of both speech quality and recognition accuracy relative to common signal-level losses such as MAE and the mean squared error (MSE).

3.3. Combination

After the processing of the interpolated intermittent speech signals, the enhanced speech signals are generated by the U-Net-based recovery model. Because of the features of regression models, the recovery model not only generates signals in the null segments but also changes the values in the originally existing segments. However, the adjustment of existing values may result in missing features, i.e., features such as phonemes, frequency, and amplitude may be influenced. Therefore, we combined the original intermittent speech x with the enhanced speech \hat{y} to generate the final recovery speech s . In this study, we simply apply the combination in time-domain (i.e., waveforms) for convenience. Accordingly, recovery speech s is calculated using Eq. (4):

$$s(t) = \begin{cases} \hat{y}(t), & \text{if } t \text{ in null segments} \\ x(t), & \text{else} \end{cases} \quad (4)$$

where t denotes the time index of the waveform. In the equation, we directly used original values $x(t)$ for the existing segments while using enhanced speech value $\hat{y}(t)$ from the U-Net-based model for the null segments. With this approach, the intermittent speech also carries the original features when being recovered in the null segments.

4. Performance Evaluation

4.1. Experimental setup

Table 1 details the specifications of the experimental apparatuses. For the intermittent microphone device, the

backup/restore voltage thresholds are 2.3 V and 2.8 V respectively. We used the MAX98089 Low-Power, Stereo Audio Codec with FlexSound Technology¹ as our microphone sensor, for which the energy consumption for recording was 5.6 mW. For the EHM and power supply, the capacitance in the EHM was set to 200 μ F, the energy source for training ranged from 1.5 to 5.5 mW (in steps of 0.25 mW), and the energy source for testing ranged from 2.0 to 5.0 mW (in steps of 1.0 mW). In addition, the scenarios of training and testing were mismatched for reality, that is, the training energy source excluded the 2.0, 3.0, 4.0, and 5.0 mW cases. That is to say, the training energy source excludes 2.0, 3.0, 4.0, and 5.0 mW cases.

Table 1: Specifications of the experimental platform

Intermittent Microphone Device	
Restore threshold (V_R)	2.8 V
Backup threshold (V_B)	2.3 V
Recording energy consumption	5.6 mW
EHM & Power Supply	
Capacitance	200 μ F
Training energy source	1.5 to 5.5 mW (with a step of 0.25)
Testing energy source	2.0 to 5.0 mW (with a step of 1.0)

In our experiments, we used the TIMIT corpus [38] for speech signals. For the training set, we used 4539 utterances from the training set of the TIMIT corpus. We corrupted these utterances with 13 different energy sources to generate $4539 \times 13 = 59,007$ training utterances. For the testing set, we used 1661 utterances, which were different from the 4539 utterances used in the training set, from the testing set of the TIMIT corpus. These utterances were corrupted by 4 different energy sources to generate $1661 \times 4 = 6,644$ testing utterances. We compared our recovered speech signals with the intermittent and interpolated speech signals. To verify the effect of perceptual loss, an ISR model with trained with MSE (a commonly used loss for regression tasks) was also tested for comparison. To evaluate the model performance, we used three standardized objective evaluation metrics: PESQ [15], STOI [16], and WER [17]. PESQ indicates the speech quality, and its score ranges from -0.5 to 4.5. STOI is a well-known objective metric for measuring perceptual speech intelligibility, with scores ranging from 0 to 1. The WER score indicated the ASR results and was calculated with Levenshtein distance [17] using a pre-trained ASR system provided by Google [4].

¹<https://datasheets.maximintegrated.com/en/ds/MAX98089.pdf>

Table 2: Detailed PESQ, STOI, and WER scores for the intermittent, interpolated, our proposed ISR with MSE as the objective function, and the proposed ISR with perceptual loss. Each score is an average score of all 1661 testing utterances. The score improvement are represented in the percentage from the intermittent to the processed. The average WER score of clean speech signals is 0.11.

Energy source	Intermittent			Interpolated			ISR+MSE			ISR+PL		
	PESQ	STOI	WER	PESQ	STOI	WER	PESQ	STOI	WER	PESQ	STOI	WER
2.0	-0.02	0.38	0.99	1.37	0.49	0.98	0.73	0.46	0.97	1.79	0.73	0.65
	-	-	-	-	29.0%	1.0%	-	21.1%	2.0%	-	92.1%	34.3%
3.0	0.28	0.55	0.90	1.70	0.64	0.80	0.98	0.64	0.79	2.26	0.84	0.31
	-	-	-	507.1%	16.4%	11.1%	250.0%	12.7%	12.2%	707.1%	52.7%	65.6%
4.0	0.71	0.71	0.49	2.05	0.78	0.37	1.57	0.79	0.33	2.67	0.92	0.18
	-	-	-	188.7%	9.9%	24.5%	121.1%	11.3%	32.7%	276.1%	29.6%	63.3%
5.0	1.74	0.88	0.18	2.66	0.91	0.17	2.59	0.93	0.15	3.29	0.97	0.12
	-	-	-	52.9%	3.4%	5.6%	48.9%	5.7%	16.7%	89.1%	10.2%	33.3%

4.2. Experimental results

The experimental results are listed in Table 2. Please note that the average WER score of clean speech signals is 0.11. From the table, we first observe that the null segment interpolation can directly and effectively improve the speech quality and intelligibility of intermittent speech. The PESQ scores exhibit an improvement between 52.9% and 507.1%, while the STOI scores improve by 3.4% to 29.0%. However, the WER scores only marginally improve by 1.0% to 24.5%. The main reason is that the null segment interpolation only takes few features (such as frequency and power) of intermittent speech signals in consideration. Although the improvement in WER scores by null segment interpolation is marginal, the initialization in null segments is still beneficial for our recovery model. Upon applying our proposed ISR with perceptual loss (ISR+PL), we find that the PESQ scores further improve by 36.2% to 200.0%, while the STOI scores additionally improve by 6.8% to 63.1%. In addition, the WER scores also improve by 27.7% to 54.5% as compared to the interpolated speech signals.

To have a better understanding of the improvement, we compared our recovery model with another ISR based on MSE (ISR+MSE), a common signal-level loss. It is obvious that ISR+MSE deteriorate the speech quality and intelligibility of the interpolated speech signals. The PESQ scores suffered a severe degradation between 4.0% and 257.1%, while the STOI scores degrade about 7.9% and 3.7% under 2.0 and 3.0 mW energy sources respectively. Although the WER scores and the STOI score under 4.0 and 5.0 mW energy sources additionally improve, the improvements are marginal. The reason is that MSE is not strongly correlated to perceptual evaluation metrics, minimizing MSE does not necessarily leads to high PESQ/STOI and low WER. On the other hand, our ISR+PL model enhances the WER scores by 33.3% to 65.6% when compared with the counterpart scores of intermittent speech. The main reason of the improvement is that the perceptual loss has not only frequency and power features but representative speaker and phonetic information during training, as mention in Section 3.2. These results suggest that our proposed ISR+PL model not only improves the speech quality and intelligibility but also the accuracy of speech recognition.

We also observed that the improvement decreased as the source energy changed from a low-energy source to a high-energy source. A possible reason for this result is that the poor energy environment of a weak energy source results in the self-powered device being out of power. As the result, there is still room for further improvement. However, the intermittent




Figure 3: Waveforms and spectrograms of an example utterance: (a) and (b) clean; (c) and (d) intermittent under 3.0 mW energy source; (e) and (f) recovered by the ISR+PL.

speech signals due to a strong energy source originally perform well across all three metrics, and the improvements are less significant than the counterpart ones in the case of the weak energy source. Finally, Fig. 3 shows the speech waveforms and spectrograms of clean, intermittent, and recovered speech, respectively. We observe from Fig. 3 (c) and (d) that there are many null segments in the intermittent speech. These null segments degrade the speech quality and intelligibility and increase the WER for speech recognition. Moreover, our proposed ISR with perceptual loss can effectively generate some speech signals in these loss areas of the intermittent waveform (Fig. 3 (e)) and spectrogram (Fig. 3 (f)).

5. Conclusions

In this study, we have proposed an ISR system to reconstruct the intermittent speech signals acquired from currently available self-powered intermittent IoT/wearable devices. The ISR system consists of three operational stages: First, the null segment interpolation initializes the non-value areas of the intermittent speech signals. Second, the complex U-Net recovery

model with perceptual loss addresses the performance of speech quality, intelligibility, and recognition. Finally, the intermittent speech combination overcomes the missing-feature problem. The experimental results show that our ISR system affords an increase of up to 707.1% (from 0.28 to 2.26) on PESQ scores when compared with case of the intermittent speech signals, and further, the STOI score increases up to 92.1% (from 0.38 to 0.73); most importantly, our ISR system also enhances the WER scores by up to 65.6% (from 0.90 to 0.31), as compared to original intermittent speech. These promising results suggest that even though self-powered microphone devices function with weak energy sources, our ISR system can still maintain the performance of most speech-signal-based applications.

6. References

- [1] K. Simonyan and A. Zisserman, "Very deep convolutional networks for large-scale image recognition," in *Proc. of ICLR*, 2015.
- [2] A. Graves, A. Mohamed, and G. Hinton, "Speech recognition with deep recurrent neural networks," in *Proc. of IEEE ICASSP*, 2013, pp. 6645–6649.
- [3] L. Deng, J. Li, J.-T. Huang, K. Yao, D. Yu, F. Seide, M. Seltzer, G. Zweig, X. He, J. Williams *et al.*, "Recent advances in deep learning for speech research at microsoft," in *Proc. of IEEE ICASSP*, 2013, pp. 8604–8608.
- [4] A. Zhang, "Speech recognition (version 3.8)," 2017 (accessed October 18, 2020), https://github.com/Uberi/speech_recognition#readme.
- [5] M. Kolbæk, Z. Tan, and J. Jensen, "Speech intelligibility potential of general and specialized deep neural network based speech enhancement systems," *IEEE/ACM Transactions on Audio, Speech, and Language Processing*, vol. 25, pp. 153–167, 2017.
- [6] Z. Chen, S. Watanabe, H. Erdogan, and J. R. Hershey, "Speech enhancement and recognition using multi-task learning of long short-term memory recurrent neural networks," in *Proc. of Interspeech*, 2015, pp. 3274–3278.
- [7] B. Xia and C. Bao, "Wiener filtering based speech enhancement with weighted denoising auto-encoder and noise classification," *Speech Communication*, vol. 60, pp. 13–29, 2014.
- [8] K. Qian, Y. Zhang, S. Chang, X. Yang, D. Florêncio, and M. Hasegawa-Johnson, "Speech enhancement using bayesian wavenet," in *Proc. of Interspeech*, 2017, pp. 2013–2017.
- [9] J. Qi, J. Du, S. M. Siniscalchi, and C. Lee, "A theory on deep neural network based vector-to-vector regression with an illustration of its expressive power in speech enhancement," *IEEE/ACM Transactions on Audio, Speech, and Language Processing*, vol. 27, 2019.
- [10] Y. Lin, Y. Hsu, S. Fu, Y. Tsao, and T. Kuo, "IA-NET: Acceleration and Compression of Speech Enhancement Using Integer-Adder Deep Neural Network," in *Proc. of Interspeech*, 2019, pp. 1801–1805.
- [11] S. Wang, W. Li, S. M. Siniscalchi, and C. Lee, "A cross-task transfer learning approach to adapting deep speech enhancement models to unseen background noise using paired senone classifiers," in *Proc. of IEEE ICASSP*, 2020, pp. 6219–6223.
- [12] C. Lee, Y. Lin, H. Lin, H. Wang, and Y. Tsao, "SERIL: Noise Adaptive Speech Enhancement Using Regularization-Based Incremental Learning," in *Proc. of Interspeech*, 2020, pp. 2432–2436.
- [13] M. Zhao, K. Qiu, Y. Xie, J. Hu, and C. J. Xue, "Redesigning software and systems for non-volatile processors on self-powered devices," in *IFIP/IEEE International Conference on Very Large Scale Integration (VLSI-SoC)*, 2016, pp. 1–6.
- [14] Y. Lin, P. Hsiu, and T. Kuo, "Autonomous i/o for intermittent iot systems," in *Proc. of IEEE/ACM International Symposium on Low Power Electronics and Design*, 2019, pp. 1–6.
- [15] I.-T. Recommendation, "Perceptual evaluation of speech quality (PESQ): An objective method for end-to-end speech quality assessment of narrow-band telephone networks and speech codecs," *Rec. ITU-T P. 862*, 2001.
- [16] C. H. Taal, R. C. Hendriks, R. Heusdens, and J. Jensen, "An algorithm for intelligibility prediction of time–frequency weighted noisy speech," *IEEE Transactions on Audio, Speech, and Language Processing*, vol. 19, pp. 2125–2136, 2011.
- [17] V. I. Levenshtein, "Binary codes capable of correcting deletions, insertions, and reversals," in *Soviet physics doklady*, 1966, pp. 707–710.
- [18] F. Su, Z. Wang, J. Li, M. Chang, and Y. Liu, "Design of non-volatile processors and applications," *IFIP/IEEE International Conference on Very Large Scale Integration (VLSI-SoC)*, pp. 1–6, 2016.
- [19] P. Chi, S. Li, C. Xu, T. Zhang, J. Zhao, Y. Liu, Y. Wang, and Y. Xie, "Prime: A novel processing-in-memory architecture for neural network computation in reeram-based main memory," in *Proc. of International Symposium on Computer Architecture*, 2016, pp. 27–39.
- [20] H. Lue, W. Chen, H. Chang, K. Wang, and C. Lu, "A novel 3d and-type nvm architecture capable of high-density, low-power in-memory sum-of-product computation for artificial intelligence application," in *2018 IEEE Symposium on VLSI Technology*, 2018, pp. 177–178.
- [21] A. Shafiee, A. Nag, N. Muralimanohar, R. Balasubramonian, J. P. Strachan, M. Hu, R. S. Williams, and V. Srikumar, "Isaac: A convolutional neural network accelerator with in-situ analog arithmetic in crossbars," in *Proc. of International Symposium on Computer Architecture (ISCA)*, 2016, pp. 14–26.
- [22] F. Meng, Y. Xue, and C. Yang, "Power- and endurance-aware neural network training in nvm-based platforms," *IEEE Transactions on Computer-Aided Design of Integrated Circuits and Systems*, vol. 37, pp. 2709–2719, 2018.
- [23] W. Wang, Y. Chang, T. Kuo, C. Ho, Y. Chang, and H. Chang, "Achieving lossless accuracy with lossy programming for efficient neural-network training on nvm-based systems," *ACM Transactions on Embedded Computing Systems*, vol. 18, pp. 68:1–68:22, 2019.
- [24] C. Kang, H. R. Mendis, C. Lin, M. Chen, and P. Hsiu, "Everything leaves footprints: Hardware accelerated intermittent deep inference," *IEEE Transactions on Computer-Aided Design of Integrated Circuits and Systems*, vol. 39, pp. 3479–3491, 2020.
- [25] N. Cardwell, S. Savage, and T. Anderson, "Modeling tcp latency," in *Proc. IEEE INFOCOM Conference on Computer Communications. Nineteenth Annual Joint Conference of the IEEE Computer and Communications Societies*, vol. 3, 2000, pp. 1742–1751.
- [26] A. Das, A. Ghose, A. Razdan, H. Saran, and R. Shorey, "Enhancing performance of asynchronous data traffic over the bluetooth wireless ad-hoc network," in *Proceedings IEEE INFOCOM 2001. Conference on Computer Communications. Twentieth Annual Joint Conference of the IEEE Computer and Communications Society (Cat. No.01CH37213)*, vol. 1, 2001, pp. 591–600.
- [27] C. Perkins, O. Hodson, and V. Hardman, "A survey of packet loss recovery techniques for streaming audio," *IEEE Network*, vol. 12, pp. 40–48, 1998.
- [28] T. Y. Lim, R. A. Yeh, Y. Xu, M. N. Do, and M. Hasegawa-Johnson, "Time-frequency networks for audio super-resolution," in *Proc. of IEEE ICASSP*, 2018, pp. 646–650.
- [29] H. Wang and D. Wang, "Time-frequency loss for cnn based speech super-resolution," in *Proc. of IEEE ICASSP*, 2020, pp. 861–865.
- [30] M. Kegler, P. Beckmann, and M. Cernak, "Deep Speech Inpainting of Time-Frequency Masks," in *Proc. of Interspeech*, 2020, pp. 3276–3280.
- [31] G. Morrone, D. Michelsanti, Z.-H. Tan, and J. Jensen, "Audio-visual speech inpainting with deep learning," in *Proc. of IEEE ICASSP*, 2021, pp. 6653–6657.

- [32] A. Adler, V. Emiya, M. G. Jafari, M. Elad, R. Gribonval, and M. D. Plumbley, "Audio inpainting," *IEEE/ACM Transactions on Audio, Speech, and Language Processing (TASLP)*, vol. 20, no. 3, pp. 922–932, 2011.
- [33] H. Choi, J. Kim, J. Huh, A. Kim, J. Ha, and K. Lee, "Phase-aware speech enhancement with deep complex u-net," in *International Conference on Learning Representations*, 2018.
- [34] F. G. Germain, Q. Chen, and V. Koltun, "Speech denoising with deep feature losses," *arXiv preprint arXiv:1806.10522*, 2018.
- [35] S. Kataria, J. Villalba, and N. Dehak, "Perceptual loss based speech denoising with an ensemble of audio pattern recognition and self-supervised models," *arXiv preprint arXiv:2010.11860*, 2020.
- [36] T. Hsieh, C. Yu, S. Fu, X. Lu, and Y. Tsao, "Improving perceptual quality by phone-fortified perceptual loss for speech enhancement," *arXiv preprint arXiv:2010.15174*, 2020.
- [37] S. Schneider, A. Baeveski, R. Collobert, and M. Auli, "wav2vec: Unsupervised pre-training for speech recognition," *arXiv preprint arXiv:1904.05862*, 2019.
- [38] J. S. Garofolo, L. Lamel, W. M. Fisher, J. G. Fiscus, and D. S. Pallett, "DARPA TIMIT acoustic-phonetic continuous speech corpus CD-ROM. NIST speech disc 1-1.1," *NASA STI/Recon technical report n*, vol. 93, 1993.