

# Towards Social Role-Based Interruptibility Management

CHRISTOPH ANDERSON, University of Kassel, Germany  
JUDITH SIMONE HEINISCH, University of Kassel, Germany  
SHOHREH DELDARI, RMIT University, Australia  
FLORA D. SALIM, RMIT University, Australia  
SANDRA OHLY, University of Kassel, Germany  
KLAUS DAVID, University of Kassel, Germany  
VELJKO PEJOVIC, University of Ljubljana, Slovenia

Managing individuals' attention and interruptibility is still a challenging task in the field of human-computer interaction. Individuals' intrinsic interruptibility preferences are often established for and across different social roles and life domains, which have not yet been captured by modeling short-term opportunities alone. This paper investigates the applicability of social role theory and boundary management as theoretical underpinnings for analyzing social roles and their associated interruptibility preferences. We conducted an *in-the-wild* study with 16 participants for five weeks to collect individuals' social roles, interruptibility preferences, application usage and spatio-temporal information. A paired t-test shows that interruptibility models are significantly improved by incorporating individuals' self-reported social roles, achieving a F1 score of 0.73 for classifying 4 different interruptibility preferences. We design and evaluate social role classification models based on spatio-temporal and application based features. We then combined social role and interruptibility classifiers in a novel two-stage interruptibility model that first infers individuals' social roles to finally predict individuals' interruptibility preferences. The two-stage interruptibility model achieves a F1 score of 0.70. Finally, we examine the influence of multi-device data on social role and interruptibility classification performances. Our findings break new grounds and provide new insights for the design of future interruption management systems.

CCS Concepts: • **Human-centered computing** → **Ubiquitous and mobile computing**; *HCI theory, concepts and models*.

Additional Key Words and Phrases: Attention Management, Interruptibility, Role Theory, Boundary Management

## ACM Reference Format:

Christoph Anderson, Judith Simone Heinisch, Shohreh Deldari, Flora D. Salim, Sandra Ohly, Klaus David, and Veljko Pejovic. 2021. Towards Social Role-Based Interruptibility Management. *ACM Trans. Comput.-Hum. Interact.* 00, 0, Article 00 (2021), 24 pages. <https://doi.org/00.000/0.0>

---

Authors' addresses: Christoph Anderson, University of Kassel, Department for Communication Technology, Wilhelmshöher Allee 73, Kassel, Hessen, 34121, Germany; Judith Simone Heinisch, University of Kassel, Department for Communication Technology, Wilhelmshöher Allee 73, Kassel, Hessen, 34121, Germany; Shohreh Deldari, RMIT University, School of Science, , Melbourne, VIC, 3000, Australia; Flora D. Salim, RMIT University, School of Science, , Melbourne, VIC, 3000, Australia; Sandra Ohly, University of Kassel, Chair of Business Psychology, Pfannkuchstraße 1, Kassel, Hessen, 34121, Germany; Klaus David, University of Kassel, Department for Communication Technology, Wilhelmshöher Allee 73, Kassel, Hessen, 34121, Germany; Veljko Pejovic, University of Ljubljana, Faculty of Computer and Information Science, Vecna pot 113, Ljubljana, Slovenia.

---

Permission to make digital or hard copies of all or part of this work for personal or classroom use is granted without fee provided that copies are not made or distributed for profit or commercial advantage and that copies bear this notice and the full citation on the first page. Copyrights for components of this work owned by others than ACM must be honored. Abstracting with credit is permitted. To copy otherwise, or republish, to post on servers or to redistribute to lists, requires prior specific permission and/or a fee. Request permissions from [permissions@acm.org](mailto:permissions@acm.org).

© 2021 Association for Computing Machinery.  
1073-0516/2021/00-ART00 \$15.00  
<https://doi.org/00.000/0.0>

## 1 INTRODUCTION

Mobile phones, laptops, and desktop computers are both a blessing and a curse in our information-driven society. On the one hand, they help organize our work from home or while commuting to the office. On the other hand, they make our private life comfortable – offering manifold features including receiving news, browsing social media, or consuming videos and music through streaming platforms. Regarding work and private life, people tend to establish domains and boundaries that help them to organize and structure private and work-related demands [8]. Within and across these domains, people enact various social roles [12] limited by role boundaries [8] with preferences towards demands from other roles and domains. Positive effects on peoples’ wellbeing are found when they can align their motivation and established preferences with work-related phone usage and demands [52]. Despite all positive impacts, adverse effects on peoples’ wellbeing emerge, specifically in situations where preferences and boundaries breach [20]. Such situations originate from the blurring of domains and roles due to *interruptions* across boundaries, for example, imposed by work-related communication in the after-hours [20].

Interruptions manifest in prolonged completion times of the primary task [9, 16], increased rates of future self-interruptions [17], as well as in errors within primary task execution [9]. People try to mitigate such effects of interruptions by applying individual strategies – compensating interruptions by working faster [43, 79] but at the cost of higher stress [23, 43], frustration [1], and effort [43]. Research in Human-Computer Interaction (HCI) aims to mitigate adverse effects of interruptions by proposing interruption management systems to support individuals in controlling their interruptibility [24, 33, 34]. Yet, the field of HCI is still addressing the challenge of detecting opportune moments for interruptions [5]. Among others, approaches rely on the concept of breakpoints within personal computer tasks [37], focused application switching [54] or on transitions between physical activities [53, 55]. Also, social [40], and spatial factors [66], and their relation to individuals’ perceived interruptibility have been investigated. Further, personality traits [78], or locations [45] and their social meaning have been shown to correlate with individuals’ interruptibility. Finally, physiological signals [81], or cognitive load [82] – approaches that are associated with cognition frameworks and theories [6, 13, 14, 65] – have shown the applicability of cognitive load for interruption management. These approaches, each aiming at different aspects and concepts, highlight the inherent complex and multi-faceted nature of how individuals manage and structure their interruptibility.

However, to date, interruptibility management is focused on particular contextual descriptors associated with events and the expectation that short-term opportunities arise when users, for example, finish particular tasks [35] or make transitions between physical activities [54]. Instead, humans tend to enact specific social roles – they go to work, take a day off for a picnic with their family, or celebrate their birthday with friends. In each of these roles, they employ preferences that rule their receptivity towards interruptions – being interruptible for private matters while working or vice versa. Consequently, there is a need for approaches and systems that help individuals to govern interruptibility on a broader scale – covering *social roles and life domains* in addition to particular events or situations. As individuals set preferences to manage their interruptibility for social roles and associated domains [8], we aim to design a system that automatically infers social roles and associated interruptibility preferences to regulate interruptions accordingly. To realize such a system, we need to ensure that preferences are pronounced and consistent over time. Concepts and explanations on how people manage interruptions on such a broader scale will complement approaches based on specific situations, locations, or cognitive load and likely enhance our understanding of interruptibility. Such concepts might reveal new promising approaches for future interruption management systems.

In this paper, we investigate the concepts of role theory and boundary management for interruption management. These concepts provide the theoretical foundations for explaining individuals’ social behavior, identity, and preferences for life domains, e.g., *work* or *private*. We report results from an *in-the-wild* study with 16 participants over five weeks. In this study, we captured interactions with applications, notifications, locations, relationships to

contacts as well as physical activities from a *multi-device* setting including mobile phones and desktop computers. In our study, participants rated their interruptibility for two roles and their domains - *private*, and *work*. In contrast to existing approaches, where interruptibility had been rated with likert-scales [54], individuals assessed their preferences towards receiving interruptions from private and work domains – either allowing interruptions from a particular domain, both, or from none. Our results show, that interruptibility models that are built on features including locations or physical activities can be significantly improved by incorporating social roles. Motivated by the results, we designed a two-stage binary classification model. The model infers individuals’ social roles in the first stage and provide the classified roles to a second-stage interruptibility classifier. With this work, we open space for the next generation of interruptibility management systems that, in the true sense of the Weiser’s vision [77], align human-computer interactions with a user’s socially-related needs. The main contributions of this work can be summarized as follows:

- 1) An investigation and evaluation of machine learning models that infer individuals’ interruptibility preferences for two social roles and their life domains – private and work.
- 2) A two-stage machine-learning based approach to infer individuals’ roles and interruptibility. The approach achieves a mean weighted F1 score of 0.75, compared to the baseline of 0.48.
- 3) An in-depth investigation on the impacts of *multi-device* usage on interruptibility and social role machine learning models.

Through an in-depth analysis, we find that interruptibility and social role models can benefit from a holistic view on individuals’ device interactions – including interactions from phones **and** desktop computers. These results strengthen our view on the applicability of role theory and boundary management for interruption management systems.

#### Key findings:

- ★ The incorporation of social roles within traditional interruptibility approaches improves the overall interruptibility classification performance. A paired t-test indicates a statistically significant improvement.
- ★ Social roles, a concept that shapes an individual’s communication and interruptibility preferences, correlate with the individual’s phone and desktop application usage, that person’s location, and temporal features.
- ★ Interruptibility and social role classification performance is increased for certain roles when models incorporate interactions of multiple rather than single devices. A holistic view of individuals’ device interactions is needed to frame the concept of interruptibility entirely.

## 2 BACKGROUND

In this section, we discuss the theoretical underpinnings for our research. First, we describe boundary management theory, which states that individuals establish borders to shape domains. Domains help individuals to structure and organize common and related events having a particular meaning to them. Then, we elaborate on role theory, which refers to individuals’ different behavior depending on their situation and social identity.

### 2.1 Boundary Management & Role Theory

People establish physical, temporal, or cognitive boundaries to shape domains [8]. Domains are mental constructs that people establish to sort and maintain similar and associated events according to their meaning. For instance, individuals might establish the domains of *work* and *home* and characterize each of the domains with colleagues, friends, and demands pertaining to the domain. Within and across domains, people enact various *social roles* [8]. Social roles are defined as characteristic social behaviour [12], or *expected behaviour associated with a social position* [10] where each position has its rights and obligations [47]. Role boundaries limit the perimeters of associated social roles [8]. These role boundaries are flexible and permeable to facilitate transitions from one role

to another. These transitions are either less frequent but more significant or more frequent but less significant. The former refers to major transitions where individuals switch roles for a longer period (e.g., promotions). The latter refers to *micro-transitions* where individuals make multiple transitions a day, for example, switching between being an employee and being a parent [8]. Based on the findings of [51] stating that individuals tend to segment or integrate work and home, Ashfort et al. suggest that roles can be aligned on the continuum from high segmentation to high integration [8]. The continuum – segmentation to integration – allows four different types of role preferences that, in the context of work and home, can be described as follows: (1) Individuals who prefer separation are known as segmenters. They establish strong role boundaries so that home and work-related matters are separated. (2) Integrators prefer to mix home and work-related matters thoroughly. They allow work-related demands matters while enacting a home-related role or vice-versa. At last, combiners establish strong boundaries for one role but more permeable boundaries for the other. (3) They either allow work demands while being in a private role or (4) private-related demands while enacting a work associated role.

Individuals' segmentation and integration preferences might breach as mobile phones, laptops, and desktop computers are ubiquitous and feature various communication channels. Such breaches result in an incapability of meeting demands of concurrent roles – known as *role strain* [27] which further lead to *role conflicts*. Role conflicts originate from contradicting role expectations and obligations causing adverse effects on peoples' wellbeing [18]. Particularly, the use of mobile phones in the after-hours facilitate such conflicts due to work-related phones interactions and interruptions at home or vice-versa [20]. While positive effects of concurrent roles on individuals' wellbeing have been found [19], the net effect of *interactions and interruptions* contradicting social role demands and expectations is detrimental.

### 3 GOALS AND ASSUMPTIONS

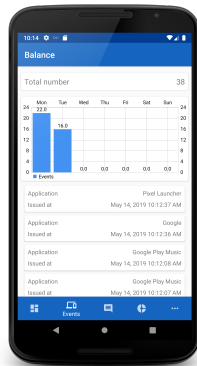
Our main goal is to build the basis for social role-based interruption management systems. To achieve this goal, we need to assist users' urge to shape their interruptibility for life domains and roles – extending interruption management systems to extract and process social roles and life domains. Therefore, we first investigate if (1) there is a correlation between individuals interruptibility and the information about a person's current social role. (2) Second, we need to examine how social roles can be reliably classified in a non-intrusive manner, for instance, via mobile sensing. (3) Finally, we incorporate individuals' social role information in classifiers for detecting interruptibility.

For our social-role based interruption management approach, we decided to examine two broad domains and their associated social roles – *work* and *private*. Even though we are interested in capturing more social roles and investigate their applicability for interruption management, we need to consider the resulting implications. The more social roles, the less we can distinguish between them as role boundaries vanish – leading to equivocal roles. A person that enact the roles of a *partner* and a *parent* does not necessarily expose a different behavior that current devices can sense. Locations, physical activities, and even physiological signals might be the same for these roles. However, for an individual, the role of a partner and a parent is certainly different.

As the authors in [8] describe, social roles are mental constructs that individuals maintain to organize their surroundings. Depending on the role, they can lead to distinguishable behavior sensed through phones and desktop computers. Although, social roles can be defined in a broad range with varying granularity, roles including *family*, *work*, and *social* are reported as the most universal social behaviours [51, 58]. These roles are diverse and broad enough to describe the characteristics of people's behavior in their daily life [49]. Motivated by these findings, we investigate *work* and *private* as domains with their labelled social roles within in mind that these broader defined roles capture multiple roles that are otherwise difficult to distinguish.

## 4 THE BALANCE-APP

In this section, we describe the technical details and underlying concepts of *Balance* and *Balance for Android* – two applications that we implemented to capture user behavior on desktop computers and mobile phones. Both applications facilitate background sensing as well as experience sampling. The former was implemented as a multi-platform application for *Windows* and *macOS*, whereas the latter was implemented for *Android* only.



(a) Balance for Android: The application provides experience sampling, background sensing and a dashboard that displays recently recorded events.



(b) Balance for Windows & macOS: The application interacts with the underlying operating system and captures system events and application interactions.

Fig. 1. Balance for Android (Figure 1a) and Balance for Windows & macOS (Figure 1b): Both applications provide sensing capabilities and were built to capture user behavior in a multi-device setting. The applications provide multi-language support (English and German).

### 4.1 Balance for Windows & macOS

We implemented a multi-platform application to capture user behavior on Windows and macOS operated devices. The application is based on Python and builds upon the *pywin32* [22] and the *pyobjc* [57] libraries on Windows and macOS, respectively. Both libraries are wrappers to low-level native operating system interfaces that allow direct access to system information, peripheral devices, and functions. The libraries provide access to keyboard and mouse events, foreground applications as well as information that is shown in applications' title bars. Furthermore, Balance relies on the *psutil* [38] and *subprocess32* [69] libraries. Psutil is a cross-platform library that abstracts the access to running processes and information related to system utilization. Nearby Wi-Fi networks are scanned and parsed using native system calls in combination with the *subprocess32* library.

### 4.2 Balance for Android

Balance for Android provides similar functionalities as Balance for Windows & macOS. The application is designed to (1) seamlessly record data in the background, and (2) to consume as little energy, computational, and storage resources as possible. Background services keep track of location updates, physical activities, interactions with applications and notifications, and the phone's state (e.g., screen status, ringer-modes). To improve the battery performance and resource consumption, we recorded the phone's last known location using a fused provider [28] that processes Wi-Fi, mobile communication services and GPS to estimate location information. Furthermore, we use the Google Recognition API [28] to gather information on physical activities. The API itself is optimized for

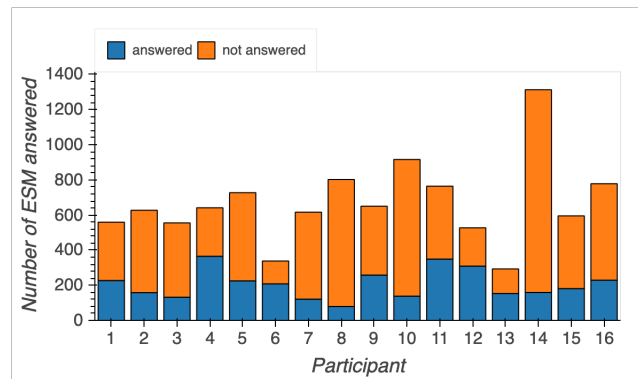


Fig. 2. Per user-distribution of answered and unanswered ESM questionnaires.

battery performance – reducing activity updates when the device is still and using low-power sensors to activate and continue sensing when activity is reported. Analog to Balance for Windows/macOS, through an encrypted channel the application regularly uploads the recorded data to our university server.

**4.2.1 Applications & Notifications.** There are two prevalent methods to capture information on active applications and notifications on Android [73, 76], namely (1) Accessibility Services<sup>1</sup> and (2) Notification Listeners<sup>2</sup>.

We decided to implement the accessibility service as well as the notification listener to capture all information with regards to application and notification characteristics. The Accessibility Service records foreground applications (e.g., name and package identifier) whenever the window or its state changes. The Notification Listener intercepts the reception, interaction, and removal of notifications and provide access to their underlying representation. We record and store information related to time of arrival or the length of notification content. To get information about contacts and/or groups (e.g., social and hierarchical relationship), we decided to white-list applications that contain the contact’s name within the notification title. The list included popular messaging applications including Whatsapp, Outlook, Twitter, Facebook, Microsoft Teams, Slack, or Telegram.

## 5 IN-THE-WILD STUDY

In this section, we first outline the design of our *in-the-wild* study to investigate individuals’ interruptibility preferences and social roles. We then elaborate on the details on data processing and feature extraction that build the basis to train and test our interruptibility and role classifiers.

### 5.1 Study Design

We conducted an *in-the-wild* study to capture user behavior along with contextual information, interruptibility preferences, and roles. The study incorporated repeated measurements from participants in a *multi-device* setting, continuous background sensing, as well as Experience Sampling Methods (ESMs) [32]. We advertised the study on our websites and networks. Data collection began at the end of January 2020 and lasted for five weeks. Both – *Balance* and *Balance for Android* – first informed the participants about the study and the data that is being collected. Then, the participants received information on privacy protection measures and were informed about their rights (e.g., erasing their collected data on request). Consent forms and data collection procedures were

<sup>1</sup>See: <https://developer.android.com/reference/android/accessibilityservice/AccessibilityService>

<sup>2</sup>See: <https://developer.android.com/reference/android/service/notification/NotificationListenerService>

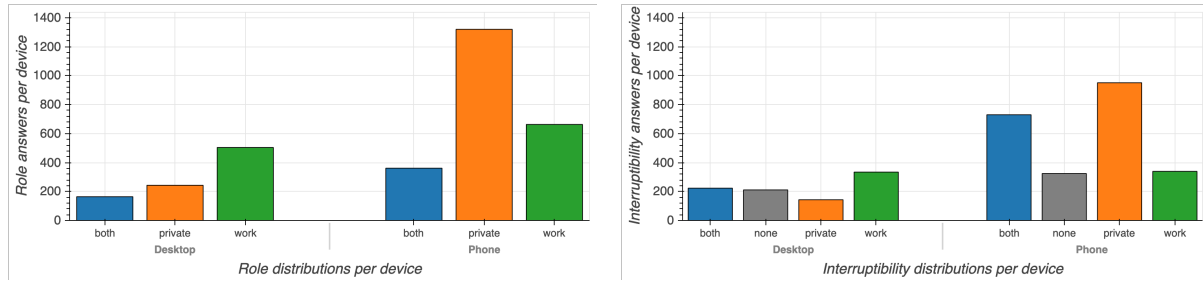
Table 1. Contextual information and features within the dataset divided by platform. Information marked with (\*) have been manually reported via questionnaires.

Context	Features
<i>Desktop computer (Windows &amp; macOS)</i>	
Foreground application	number of unique applications, CV, TF, TF-IDF on application sequences
Keyboard	number of pressed keys {chars, control keys }, interaction {true, false }
Mouse	number of pressed buttons {left, right }
Interaction	the total time spend with applications prior to an ESM
<i>Android</i>	
Foreground application	number of unique applications, CV, TF, TF-IDF on application sequences
Location	Pluscodes {pluscode 8, pluscode 10}, most frequent and last pluscodes
Physical activity	number of unique activities - Google API [29]
Ringer Mode	ringer mode changes, last ringer mode
Screen state	number of states {on, off}
Notification	number of {notifications received, unique applications with notification } number of notifications received from {family, friend, work}, number of apps with genre communication
Application genre	number of different application genres
Interaction	the total time spend with applications prior to an ESM
<i>Temporal</i>	
Time	part of the day {morning, noon, afternoon, evening, night}
Day of week	number of day within week {0-6}
Weekend	{yes, no}
Self reported*	Description
Contact	Hashed contact and/or group name extracted from notification titles
Relationship	Relationship with a contact {family, friend, work, and none } Multiple selections were possible
Roles	Information on the active role in the last 15 minutes
Interruptibility	Rated interruptibility preferences within the last 15 minutes

approved by our privacy department and ethics committee, respectively. After giving their informed consent, the participants were guided through a short tutorial on how to use the application.

We implemented a flexible approach to display ESM questionnaires to participants. First, we presented questionnaires using a fixed schedule of 90 minutes to ask for interruptibility preferences and roles periodically. Second, we implemented an event-based approach to present additional questionnaires after participants interacted with their phones for more than 10 minutes. Both approaches are common in ESM based studies to capture contextual information *in-situ* [71]. Furthermore, questionnaires expired after 10 minutes and were only scheduled between 7am and 10pm. We set a minimum time of 30 minutes between questionnaires. The measures were implemented to ensure data quality as well as to reduce the burden of answering questionnaires [71, 72].

**5.1.1 Study population.** At the end of the study, we gathered user behavior and contextual information from 27 participants. After cleansing the data, we had to remove 11 participants from the dataset. From these 11 participants, two left the study within four days. Four participants were removed as they did not meet the threshold of 10 answered interruptibility and social role questionnaires. The five participants either uninstalled the applications due to software issues (i.e., macOS version not compatible, Balance for Android not working on manufacturer’s version of Android) or were removed as location updates were not collected during the study due to battery optimization measures. The final dataset included 16 participants – 13 male, 3 female. In total, 3255 out of 10701 questionnaires were answered (rate = 30.41%). As shown in Figure 2, answering rates as well as the number of total ESM questionnaires vary between participants. The variations in answering rates and number of questionnaires can partly be explained by our study design. Since we issued ESM questionnaires



(a) Individuals frequently selected *private* and *work* roles on their phones and desktop computers, respectively. (b) Interruptibility preferences – *private only* and *both* – were frequently selected on phones.

Fig. 3. Distribution of social roles (Figure 3a) and interruptibility preferences (Figure 3b) on phones and desktop.

when interacting with phones for longer than 10 minutes, the number of questionnaires partly depends on individuals' usage behaviour. The overall answering rate is comparable to other ESM-based studies within the field of interruptibility [60].

Overall, participants were between 19 and 41 years old ( $mean = 31.44$  and  $std = 5.17$  years) and came from five different countries and two continents. The participants mostly used Windows and Android operated devices (14 Android, 12 Windows, and 2 macOS). Of all 16 participants, 12 installed the desktop and phone application on their devices. The data was stored in an internal database and regularly uploaded to a server hosted at our university. The connection and the data transmission to the server were encrypted. After the study, the participants received a compensation of 50 Euro and were informed about uninstalling the applications. Table 1 shows the types of data along with the features that have been computed. Features are extracted within periods 15 minutes before an ESM questionnaire and include individuals' locations, application usages, physical activities, and temporal features. Due to security measures, we could not collect mouse in addition to keyboard events from macOS operated desktop computers. Therefore, we focused on collection keyboard events for the affected two participants as such events have been shown to correlate with users' interruptibility. In the following sections, we discuss the details of data processing and features extraction from application sequences.

## 5.2 Analysis of ESM Questionnaires

As shown in Figure 3, we note that participants tended to answer more questionnaires on their phones than their desktop computers. In total, 2344 questionnaires (72.02%) have been answered on phones. The remaining 911 (27.98%) questionnaires have been answered on desktop computers. Considering self-reported interruptibility preferences, we note that [interruptible for] *private-only*, and [interruptible for] *both* [private or work-related messages] were frequently selected on phones, as shown in Figure 3b. On desktop computer, we observe a slight tendency for selecting *work-only* as interruptibility preference. As shown in Figure 3a, individuals predominantly stated to be engaged in a *private* role on their phones, followed by *work* and *both*, respectively. In contrast, individuals stated to be more often engaged in a *work* role when answering questionnaires on their desktop computer. Even though participants frequently selected to be engaged in a *private* role, they were often interruptible for *both* – private and work – related matters on their phones. Analysing the distribution of *private* tagged role answers, we note that individuals selected 253 (19.16%) out of 1320 times to be interruptible for private and work-related interruptions.



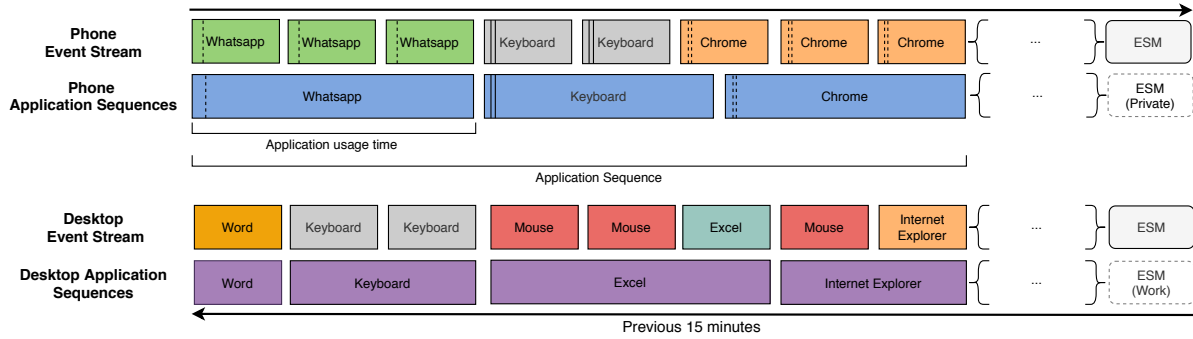


Fig. 4. Visualization of application events along with corresponding sequences. Subsequent applications are grouped together to compute the duration of application usage.

### 5.3 Data Processing and Modeling

Both applications – *Balance* and *Balance for Android* – continuously captured desktop computer and phone usage data during our study. The data, however, differentiate as implementations of libraries and interfaces on operating system level – Android or Windows/macOS – are different. The differences are shown in Figure 4. Android may report foreground applications multiple times in a row depending on the configuration of the Accessibility Service. Subsequent applications are, therefore, first grouped to compute the time a user has actually spent on the application. Then, all applications preceding a *ESM* are marked as a single sequence with a corresponding label – treating the previous 15 minutes before answering an *ESM* as a single application sequence. On desktop computers, applications are only recorded whenever the foreground focus changes. Therefore, we marked sequences and computed their usage time without grouping them first. We further removed applications related to launcher applications, settings, or system updates from the interaction streams. Launcher applications, for example, appear in every interaction sequence. Individuals have to interact with them to navigate to other applications of choice. Consequently, such applications do not carry any additional information to particular interruptibility preferences or roles – similar to *stopwords* [39, 42] used in text classification and natural language processing. Furthermore, we decided to preserve events related to keyboard and mouse events within phone and desktop interaction streams. Such events have been shown to correlate with individuals’ interruptibility and are promising candidates to reveal situations where individuals might be attentive towards notifications or content.

**5.3.1 Building Features from Application Sequences.** Application sequences that have been computed from the interaction stream are mere textual representations – concatenations of single applications represented as strings. They form a sparse and high dimensional matrix with size  $n \times d$  [2]. The number of sequences is denoted by  $n$ . Its vocabulary size, which represents the number of unique applications per participant, is denoted as  $d$ . Textual representations have to be transformed in order to use them in machine learning. Common approaches to transform textual information into sparse matrices are Term Frequency (TF), Term Frequency-Inverse Document Frequency (TF-IDF) [64], Count Vectorization (CV), or neural networks such as Word2Vec (w2v) [48]. For this study, we choose CV, TF, and TF-IDF for feature extraction to transform sequences into sparse matrices. The CV feature extracts the number of application occurrences within sequences. TF extracts application frequencies within a sequence – dividing the number of occurrences by the length of a sequence whereas TF-IDF adds the inverse document frequency to TF. The inverse document frequency specifies how unique an application is within the whole set of sequences. We choose CV, TF, and TF-IDF for extract features from application sequences as these

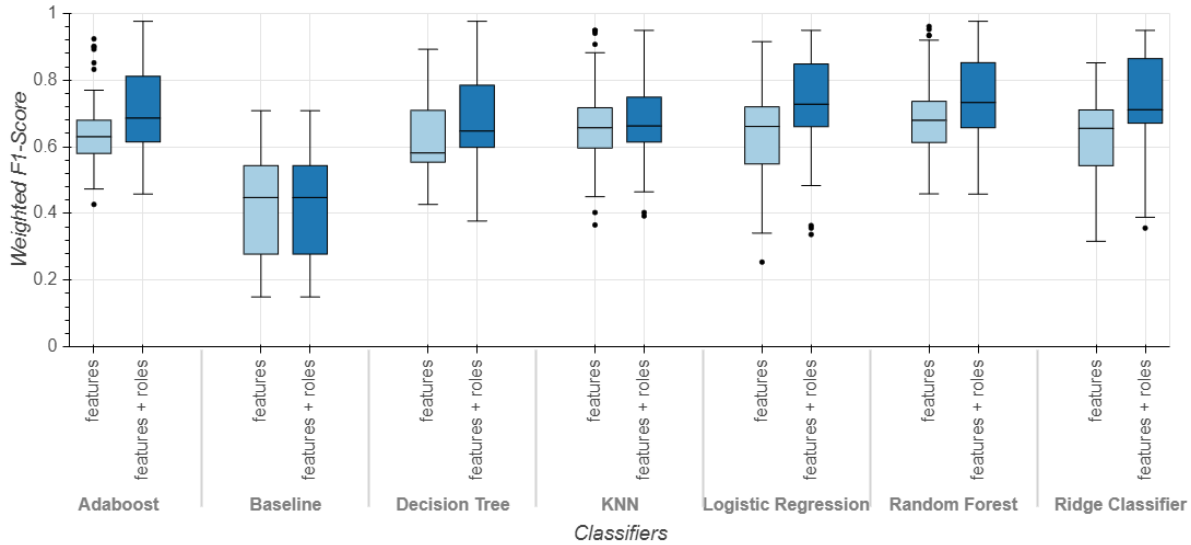
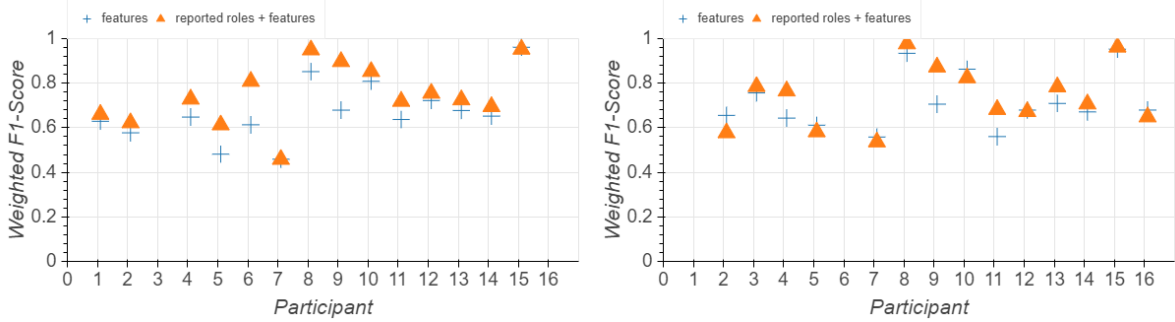


Fig. 5. Weighted F1 scores per classifier for inferring interruptibility. Left-sided plots (light blue) denote F1 scores for using contextual information only. Right-sided plots show F1 scores including self-reported social roles as well.

methods represent the most basic representations that have been widely used in the domain of text and sequence classification [39].

**5.3.2 Choice of Classifiers.** The processing of sequences is similar to the field of text classification. Consequently, we choose popular classifiers from that field to extract information from application sequences [39]. In particular, we evaluate Random-Forests (RF), K-Nearest Neighbors (KNN), logistic regression and simple decision trees. To further extend the evaluation, we also integrated ensemble-based learning, namely, AdaBoost and Random Forests. A classifier that predicts the most frequent class is reported as a baseline to compare classification performances. The classifiers are trained and evaluated on features listed in Table 1. In the following sections, we first present our classification approach, which we apply to classify interruptibility preferences and roles. Within the classification, we use different sets of features: Features *without* CV, TF, and TF-IDF extracted application sequences are denoted as (1) *features*. Features sets that include application sequences or self-reported roles are denoted as (2) *features + app seq.* or (3) *features + roles*, respectively. As classifiers cannot be trained on sparse and non-sparse data simultaneously, we added the feature vector to matrices when training on feature sets that included CV, TF, TF-IDF. The classifiers were trained using 3-fold cross-validation on separate training and testing sets per individual.

**5.3.3 Binary Encoding.** As shown in Figure 3, the number of interruptibility and social role samples is imbalanced across devices. Also, the distribution of answers on each device vary. Participants might be interruptible for private and work matters or exclusively interruptible for private or work. Similarly, such individual behavior applies to social roles. To compare classifiers, we decided to binary encode the ESM interruptibility and social role answers. In particular, we encoded interruptibility answers to fall in the categories (1) *interrupt-private* – *yes, no*, and (2) *interrupt-work* – *yes, no*. Consequently, *interrupt-both* fall in the categories *interrupt-private* and *interrupt-work* as either {*yes, yes*} or {*no, no*}. The same encoding was performed for social role answers. We choose the weighted F1 score to evaluate our personalized classification models. This metric combines both precision and recall with the support of each class.



(a) F1 Scores of phone-based interruptibility recognition. (b) F1 scores of desktop-based interruptibility recognition.

Fig. 6. Weighted F1 scores of the RF classifier for inferring individuals' interruptibility.

## 6 INTERRUPTIBILITY CLASSIFICATION

In this section, we examine the performance of inferring individuals' interruptibility preferences. As described in Section 5, the features to train and test interruptibility classifiers encompass temporal, location, and application based features listed in Table 1. These features have been shown to be useful descriptors for interruptibility classification e.g., [53, 54, 70].

### 6.1 Results

Figure 5 shows the results of interruptibility models classifying four different interruptibility preferences – *private-only*, *work-only*, *both*, and *none*. The left-handed plots show the classification performance based on application and spatio-temporal features. The right-handed plots show the classification performance with features *including* self-reported social roles. We note that all classifiers outperform the baseline in terms of interquartile range and median. The mean interquartile range of all classifiers except the baseline varies between 0.62 and 0.84 in F1-Score. Furthermore, we note that classifiers achieve comparable classification performances when being trained on the *feature* set. The Decision Tree and Adaboost show outliers below the 25th percentile whereas the Logistic Regression and Ridge classifier report lower minimum and higher maximum F1-scores. RF performs best with a median F1-score of 0.72. The interruptibility recognition performance in terms of the 50th and 75th percentile and interquartile range is improved by adding self-reported roles. The most significant improvement can be observed in the Ridge Classifier. Nonetheless, the RF classifier outperforms all other classifiers. The interquartile ranges from 0.58 and 0.85 in F1-score. A conducted paired t-test confirms a statistically significant improvement of the RF classifier. By setting the significance level  $\alpha$  to 0.05, we note that the classification of individuals' interruptibility preferences based on features only ( $M = 0.70$ ,  $SD = 0.13$ ) improves significantly by adding information on self-reported roles ( $M = 0.74$ ,  $SD = 0.13$ ) as a feature ( $t = -4.37$ ,  $p \leq 0.05$ ). The improvement has a medium effect size with a Cohen's d metric of  $-0.36$ .

### 6.2 Results for Participants & Devices

Figure 6 shows the classification results for interruptibility preferences per participant and feature sets for phones and desktop computers. In line with the paired t-test, the inclusion of self-reported roles improves the classification of interruptibility preferences on phones and desktop computers. However, we note individual differences in the improvement. As shown in Figure 6a and Figure 6b, some participants, like participant 10 show a comparable performance for both feature sets but no improvement. For participant 2, we observe an

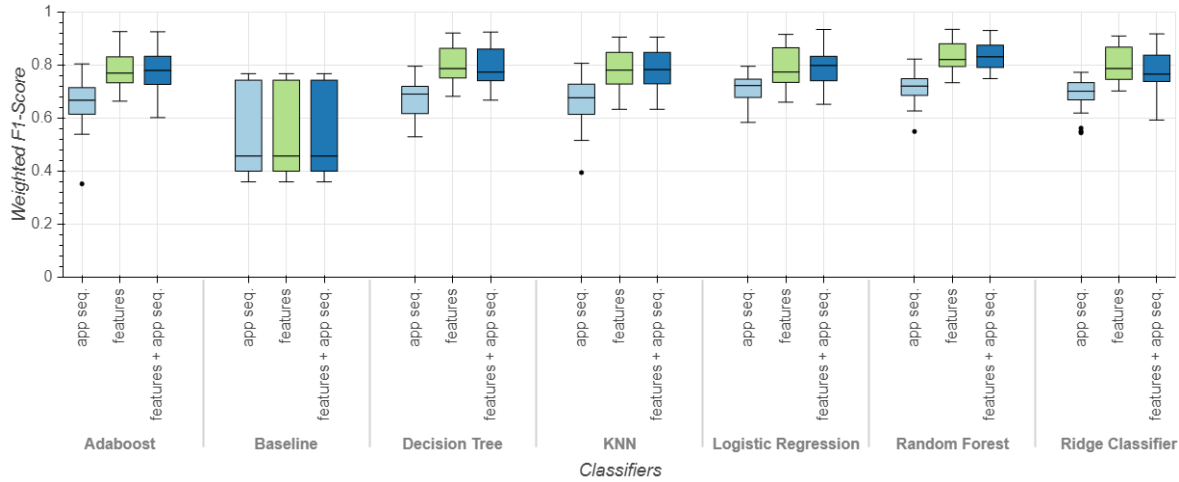


Fig. 7. Weighted F1 scores per classifier for inferring individual social roles. Left-sided plots (light blue) denote F1 scores using application sequence features only. Centered (light green) and right-handed (dark blue) show F1 scores using spatio-temporal features and the combination of features and application sequences, respectively.

improvement when including self-reported social roles on phone-based but not for desktop-based interruptibility classification. In general, we observe less comparable but more improved classification performances for all other participants.

## 7 SOCIAL ROLE CLASSIFICATION

The results in Section 6 show the importance of incorporating social roles within interruptibility classification. In practice, information on social roles need to be extracted from data to use it in practical interruption management systems. In this section, we examine different ways to classify social roles based on (1) application sequences, (2) spatio-temporal features including information on device usage, (3) and their combination.. We first present average classification performances computed over all participants and devices per feature set. We then detail classification results per participant and device.

### 7.1 Results

Figure 7 shows the weighted F1 scores for inferring individual social roles across all users and devices. We note that all classifiers perform better than the baseline. Furthermore, we observe that the improvement in performance compared to the baseline is consistent over all feature sets – application sequences, spatio-temporal and application features, and their combination. Social role classification models trained on CV transformed application sequences achieve the lowest weighted F1-score. Although these models attain reasonable F1 scores, models that are trained on spatio-temporal and application features perform significantly better. The improvement of classification models trained on *features* ( $M = 0.83$ ,  $SD = 0.05$ ) compared to application sequences ( $M = 0.71$ ,  $SD = 0.05$ ) is statistically significant ( $t = 9.61$ ,  $p \leq 0.05$ ) with  $\alpha = 0.05$ . The improvement has a large effect size with a Cohen’s  $d$  metric of 2.06. A second paired t-test reveals no difference between classification models being trained on *features* and their combination *features + app seq.* The RF achieves the highest median F1-score of 0.72 and 0.82 for inferring social roles based on both – application sequences and features – respectively. In the following, we select the RF classifier to show detailed results per participant and device.

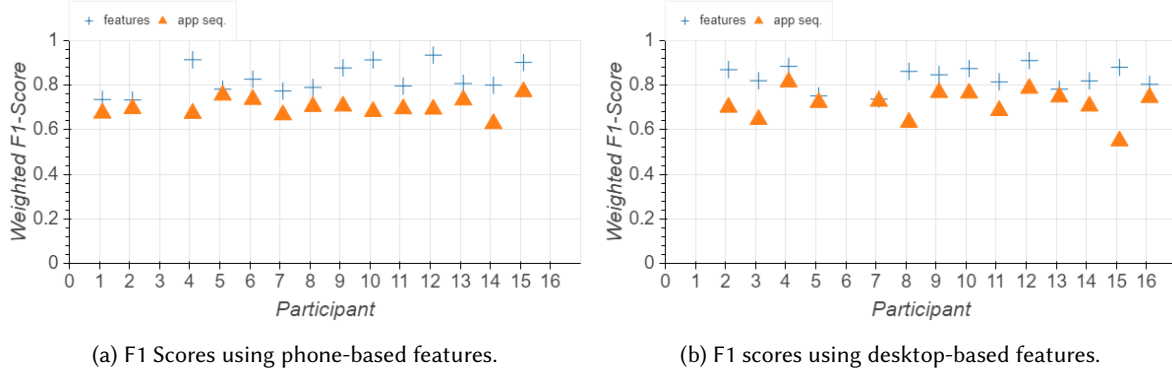


Fig. 8. Weighted F1 scores of the RF classifier for inferring individuals' roles per device. Role sets are represented in different shapes and colors.

## 7.2 Results for Participants & Devices

Figure 8 shows the results of classifying social roles on different devices. We only report the results for models trained on *application sequences* and *features* as there is no difference in classification performance when using their combination. In general, models trained on *features* perform better for all participants. However, the degree of the performance increase is participant dependent. As shown in Figure 8a, participant 5 shows only a slight improvement – ranging from 0.72 to 0.75 in F1 score for *application sequence* and *features*, respectively. The biggest improvement can be observed for participant 12 from 0.69 to 0.93 in F1 score. When inferring social roles with desktop-based features, we note a similar pattern. Models trained on *features* achieve better performances in F1 scores compared to models trained on *application sequences*. Also individual differences can be observed. For example, participant 15 shows a significant improvement in F1 score when the model is trained on *features*. Two paired t-tests confirm no differences in classification performances across devices with the same feature sets.

### Key findings of this section:

- ★ Depending on individuals usage behavior, application sequences can be used to infer private and work roles
- ★ The RF classifier outperforms all other classifiers achieving a median F1 score of 0.82 compared to the baseline of 0.45 for inferring individuals' social roles trained on the *feature* set.

## 8 TOWARDS SOCIAL ROLE-BASED INTERRUPTIBILITY CLASSIFICATION

The social role classification models presented in the previous section provide reasonable performances to be used in practical interruption management systems. We now use these models as a foundation for our social role-based interruptibility model to improve the classification of individuals' interruptibility preferences. Our social role-based interruptibility model, therefore, combines the findings derived in Section 6 and 7.

### 8.1 Two-Stage Classification of Social Roles & Interruptibility Preferences

As shown in Figure 9, we designed a social role-based interruptibility classifier. The classifier comprises four models – two binary models each for social role and interruptibility classification. In the first stage, individuals' private and work-related roles are classified. In the second stage, the information of individuals' social roles are fed to the binary interruptibility classifiers. To predict individuals' interruptibility preferences, we decided to use the binary information of social roles as feature as well as the original ternary representation – private,

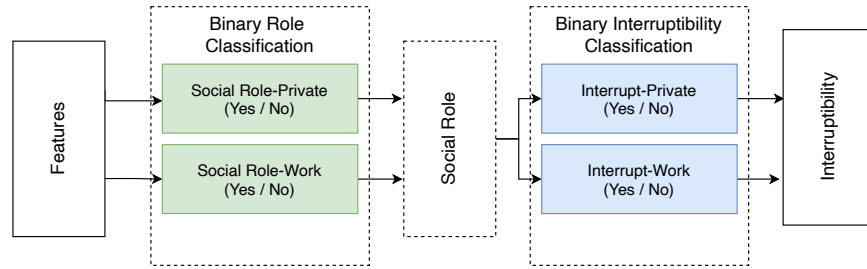


Fig. 9. Two stage binary classification approach for inferring roles and interruptibility preferences.

work, and both. For the ternary representation, we re-encoded the binary encoding to its original presentation. Consequently, if both binary social role classifiers predict that a user is engaged in a private and work role, the information *both* is added to the feature vector. When both classifiers do not predict an engaged in either of the roles, we revert to the baseline predicting the individuals most common role. The interruptibility models then perform a binary classification of individuals' interruptibility preferences. Similar to the re-encoding of the binary social roles, the results of both interruptibility classifiers are also re-encoded to their former representation – interrupt-private, interrupt-work, interrupt-both, none.

For the first stage, we train the social role classifiers based on spatio-temporal and application usage features as described in Section 7. For the interruptibility classification in the second stage, we use the same models from Section 6 but predict interruptibility preferences with first-stage classified social roles.

## 8.2 Results

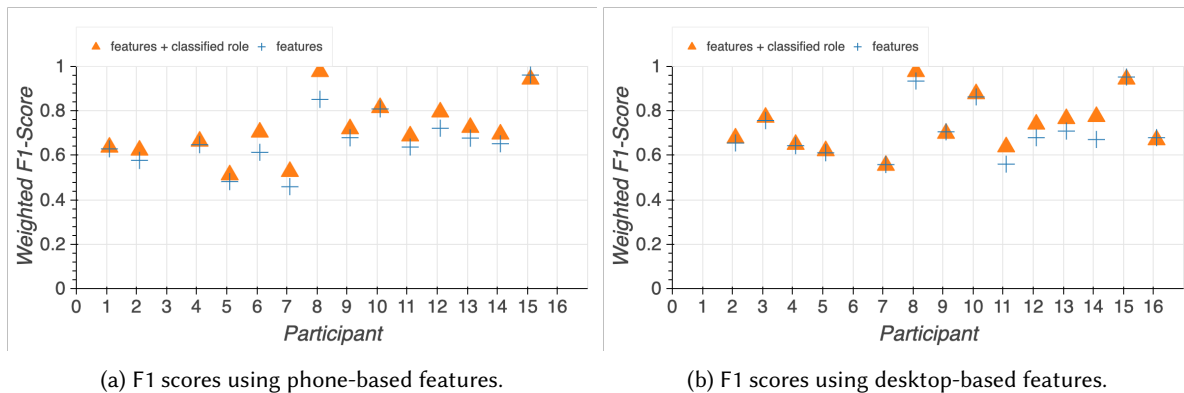


Fig. 10. Weighted F1 scores of the RF classifier for social role-based interruptibility classification.

Figure 10 shows the results of the social role-based interruptibility classifier per participant and device. We note that social role-based models improve classification of individual interruptibility preferences. As shown in Figure 10a, all participants except participant 15 achieve higher F1 scores for detecting their individual interruptibility preferences if using social role-based models. When using desktop-based information, all participants achieve higher or at least equal F1 scores for social role-based models compared to traditional models as shown in Figure 10b. We conducted a paired t-test to investigate if our two-stage interruptibility classification models

Table 2. Impact of phones and desktop computers and their combination on social role and interruptibility classification.

Variable	Single Device	Combination	t-statistic	$\alpha$
<i>Social Roles</i>				
Phone	$M = 0.83$ $SD = 0.07$	$M = 0.83$ $SD = 0.04$	-0.08	0.93
Desktop	$M = 0.84$ $SD = 0.04$	$M = 0.83$ $SD = 0.04$	1.88	0.08
<i>Interruptibility</i>				
Phone	$M = 0.74$ $SD = 0.14$	$M = 0.75$ $SD = 0.13$	-1.20	0.25
Desktop	$M = 0.74$ $SD = 0.14$	$M = 0.75$ $SD = 0.13$	-0.88	0.39

perform significantly different than those interruptibility models that have been trained on spatio-temporal and application features. Our social role-based interruptibility models ( $M = 0.73$ ,  $SD = 0.13$ ) perform better than traditional interruptibility models ( $M = 0.70$ ,  $SD = 0.13$ ) setting  $\alpha = 0.05$  ( $t = -5.21$ ,  $p \leq 0.05$ ). With a Cohen's D metric of  $-0.23$ , the effect size is small to medium. No differences between interruptibility models evaluated on classified or self-reported social roles have been found.

## 9 THE IMPACT OF DEVICES ON ROLE & INTERRUPTIBILITY

Given that participants might use their devices for different purposes, we are interested in observing any effects on the classification performance when we combine phone and desktop-based features. To investigate possible effects of multi-device usage, we conducted multiple paired t-tests on participants that installed both applications on their phones and desktop computers. In the following, we first report paired t-test for interruptibility and social role setting  $\alpha$  to 0.05 and using the RF classifier as it showed promising results in Section 6 and 7. We then present detailed results on multi-device usage for each class.

### 9.1 General Impact of Multi-Devices

Table 2, shows the results of a paired t-test to investigate the impact of multi-device settings on interruptibility and social role classification. Considering the general classification performances of social roles as well as interruptibility preferences, we observe no significant effect when training models on phone-based or desktop-based features compared to their combination. In the following sections, we investigate whether the combination of phone-based and desktop-based features have an effect on social role and interruptibility classification compared to using only one device.

*9.1.1 Phone vs. Combination: Impact on Interruptibility & Social Role:* As shown in Table 3a, we note that the combination of phone-based and desktop-based features ( $M = 0.78$ ,  $SD = 0.08$ ) significantly improves the classification for the *role-private* compared to using phone-only features ( $M = 0.76$ ,  $SD = 0.12$ ). The effect is significant ( $t = -2.63$ ,  $p \leq .05$ ). The same observation applies to *role-work* where phone and desktop-based features ( $M = 0.83$ ,  $SD = 0.07$ ) improve the classification considering phone-only ( $M = 0.78$ ,  $SD = 0.12$ ) features ( $t = -5.32$ ,  $p \leq .05$ ). Considering the classification of individual interruptibility preferences, the combination ( $M = 0.74$ ,  $SD = 0.17$ ) only improves the performance of *interrupt-private* compared to phone-only ( $M = 0.69$ ,  $SD = 0.20$ ) features ( $t = -2.97$ ,  $p \leq .05$ ). No significant effect is observed for *interrupt-work* interruptibility preferences.

Table 3. Impact of devices on the inference of private and work social roles and interruptibility preferences.

(a) Phone vs. Combination					(b) Desktop vs. Combination				
Variable	Phone	Combination	t-statistic	$\alpha$	Variable	Desktop	Combination	t-statistic	$\alpha$
<i>Social Roles</i>					<i>Social Roles</i>				
role-private	$M = 0.76$ $SD = 0.12$	$M = 0.78$ $SD = 0.08$	-2.63	$\leq .05$	Role-Private	$M = 0.79$ $SD = 0.08$	$M = 0.78$ $SD = 0.08$	1.67	0.10
role-work	$M = 0.78$ $SD = 0.12$	$M = 0.83$ $SD = 0.07$	-5.32	$\leq .05$	Role-Work	$M = 0.84$ $SD = 0.06$	$M = 0.83$ $SD = 0.07$	1.11	0.27
<i>Interruptibility</i>					<i>Interruptibility</i>				
interrupt-private	$M = 0.69$ $SD = 0.20$	$M = 0.74$ $SD = 0.17$	-2.97	$\leq .05$	Interrupt-Private	$M = 0.75$ $SD = 0.17$	$M = 0.74$ $SD = 0.17$	0.75	0.46
interrupt-work	$M = 0.43$ $SD = 0.37$	$M = 0.45$ $SD = 0.37$	-0.89	0.39	Interrupt-Work	$M = 0.46$ $SD = 0.42$	$M = 0.45$ $SD = 0.37$	0.15	0.87

**9.1.2 Desktop vs. Combination: Impact on Interruptibility & Social Role.** As shown in Table 3b, no significant effect is observed when investigating the impact using desktop-only features vs. the combination of features from both devices. We note that the mean classification performance for *interrupt-private* ( $M = 0.75, SD = 0.17$ ) as well as for *interrupt-work* ( $M = 0.46, SD = 0.42$ ) is comparable to the results for the combination of devices – *interrupt-private* ( $M = 0.74, SD = 0.17$ ) and *interrupt-work* ( $M = 0.45, SD = 0.37$ ), respectively. The same observation applies to the mean classification results for *role-private* and *role-work*.

**Key findings of this section:**

- ★ In general, the classification of interruptibility preferences and social roles does not improve when combining phone-based and desktop-based features.
- ★ The combination of phone and desktop-based features, however, does improve classification performance per class. In particular, the classification *role-work* and *interrupt-private* is improved when combining phone and desktop-based features compared to using phone-only features.

## 10 DISCUSSION & LIMITATIONS

In this work, we have presented the results of an *in-the-wild* study with 16 participants to investigate the applicability of social role-based interruptibility management systems. Our results show that conventional interruptibility models based on spatio-temporal features are improved by incorporating information on individuals' social roles. A paired t-test confirms a statistically significant improvement with a medium effect size. Motivated by these results, we evaluated social role classification models and found that such models can reasonably infer individuals' *private* and *work* related roles. To combine our findings on interruptibility and social roles, we investigated a two-stage classification approach that harnesses social roles to infer individuals' interruptibility preferences. The two-stage classification approach shows a statistically significant improvement over conventional interruptibility models with a small to medium effect size.

Although the study population spanned different countries and age distributions, our results are not generalizable as participants were only recruited from a university domain. Also, the diverse nature and semantics of locations and applications led us to evaluate personalized rather than generalized classifiers. Even though these classifiers could infer individuals' roles and interruptibility preferences, they might have missed patterns across



individuals that would likely improve the classification performance. Considering application sequences, *application categories* that preserve the applications' semantics but group *similar* applications might help to construct generalized classifiers across individuals in future. However, existing category schemes [41] have to be extended. Some applications, for example, Whatsapp and Microsoft Teams, may correspond to the same categories but serve users for a different purpose. Considering individuals' social roles, we also noticed that longer sequences might correspond to more frequent switches between different roles. The reason is that the chances of role transitions – caused by work or private-related notifications – increases over time, especially when a user is actively engaged and aware of incoming events. Another limitation of this study is that the data collection relied on self-reported questionnaires. We note that insights about participants' behavior, interruptibility, and roles might be missing due to the sparse data. Also, there is a chance that participants did not recollect their interruptibility and social roles accordingly or misjudged their activities within the previous 15 minutes after receiving a questionnaire. These kind of biases including moderate answering rates are common for ESM based studies that are conducted *in-the-wild* [71]. Finally, we note that our statistical observations are limited in their power due to a rather small sample of participants. Integrators might resort to short-term interruptibility approaches as they completely integrate demands from multiple roles and domains irrespective of their current role.

### 10.1 Design Implications

The classification of social roles can enhance interruption management systems by covering complete life domains of individuals rather than only short-term events that have previously been investigated [53, 60]. Note that our approach is not meant to replace existing and well-established techniques like those based on breakpoints [53, 55], mental workload [81, 82], or task boundaries [35]. It is a complementary addition that can be combined with short-term based approaches to form social role-based interruptibility management systems. Such a complementary addition can be achieved by a *staged system*. In the first stage, a system infers individuals' current social roles and their associated domains. Role-specific preferences for sorting and maintaining associated events provide the necessary information on users' receptivity towards demands from other roles. For example, users who are segmenting or combining demands may not be interruptible by notifications from friends or reminders from private-related applications while working. By mapping the origin of interruptions to individuals' existing roles, interruptions can be handled – scheduled, negotiated – according to common interruption handling strategies [15, 44]. If individuals' preferences and interruption origin coincide, short-term based approaches may further identify opportune moments for fine-grained interruptibility support. Interruptions might then be deferred to breakpoints or moments with a low mental workload.

Our experimental results might prove useful in future work environments and organizations, where work and private-related interruptions are prevalent. While working, a social role-based interruption management system enforcing an individuals' segmentation preferences can defer private-related interruptions to moments when an employee starts enacting their private role again. The system might also allow interruptions for an employee's private roles while working when applying an integration preference. The system, therefore, provides a means for organizations to employ regulations and policies for supporting their employees' work-life balance and wellbeing by reducing unwanted interruptions. However, the realization social role-based interruption management systems needs more and detailed investigations as our experimental results provide only preliminary insights of such systems. In particular, social roles classification raises questions about individuals' privacy and ethical implications regarding misuse and surveillance.

### 10.2 Considerations on Ethics & Privacy

On the one hand, social role-based interruption management systems can mitigate adverse effects on wellbeing, and work-life balance originating from work-related interruptions in the after-hours. On the other hand, knowing

that employees spend more time in their private roles while working may inflict severe consequences for employees and their work environment. There is an imminent risk that information on social roles is misused for workplace surveillance and productivity assessments. In the future, this risk manifolds as improvements in the social role classification might provide more insights on fine-granular roles such as *parent, student, supervisor, or colleague*. With such a fine-granularity, detailed profiles on social identities, including how people structure and organize demands in their environment, become possible. Consequently, the risk and chances of social role-based interruption management systems have to be weighted.

A socio-technical design approach [11] can help mitigate the risks related to misuse and workplace surveillance. A key concept of socio-technical design is that the performance of a to be designed system depends on the joint optimization of technical *and* social subsystems [11]. In a workplace environment, social subsystems would include employees' and employers' interests and requirements that had to be weighted and equally considered. The risk of misuse and workplace surveillance would then be addressed by system design. The inclusion of employee and employer representatives combined with an open discussion about the benefits and risks of social role classification at work might also be a driving factor to prevent misuse and surveillance intentions. Employees should (1) not be obligated to use such a system at work, and (2) has the right to revoke their consent at any time. Regarding individuals' privacy, the use of multi-device data to improve social role classification performances bears another challenge. Contextual information has to be aggregated to build meaningful machine learning models. Therefore, we investigated classification models built on application sequences only to minimize the amount of contextual information needed to extract social roles. To further protect the exploitation of sensitive information, privacy-preserving machine learning models and methods related to differential privacy [21] might help. Finally, a careful and interdisciplinary design of social role-based interruption management systems is needed to ensure users' transparency and acceptance. Transparent and self-explanatory machine learning models that display rules and automated decisions to their users [46] might help to gain users' trust and acceptance. Although there are risks for misuse and surveillance, we believe that incorporating social roles can significantly support individuals in managing their interruptibility and maintaining wellbeing and work-life balance. People might become aware of their social role patterns, identify possible shortcomings, and adjust their behavior according to their preferences.

## 11 RELATED WORK

In this section, we review and discuss the related work in two relevant fields. First, we recapitulate approaches and systems in the field of interruption management. We then move to related work that focuses on the classification of social contexts and applications of role theory and boundary management.

### 11.1 Cognitive Load

Theories and frameworks in the field of human cognition [7, 65] found that interruptions during complex tasks prolong task execution and lead to task-related errors. Reasons can be found within the human brain, where different parts – represented as modules within the ACT-R framework [7] – process information from the surrounding environment. One of these modules deals with the storage of intermediate task-related information, including its current state and mental representation – the problem state module. Individuals may require the problem state to store information depending on how complex the task at hand is [14]. When an interruption is imminent, the problem state of a primary task is may stored within declarative memory, even more when the interruption also introduces a complex task. Within declarative memory, the former problem state starts to decay, causing errors and delays once it has to be retrieved to resume the original task.

Approaches for interruption management build upon these findings to support individuals in their interruptibility [25, 30, 67, 80–82]. Zueger et al. find that cognitive load measured with physiological sensors directly link

to individuals' interruptibility [81]. The authors investigate two (interruptible vs. not interruptible) and five-states (high interruptible to not interruptible) of interruptibility. The authors find that their models can reliably distinguish between two states of interruptibility in the lab and field – achieving accuracies of 91.5% and 78.6% using cross-validation. Recently, Zueger et al. propose to combine computer and bio-metric data – encompassing heart rate and sleep efficiency – which improves the recognition of interruptibility in a field study [82]. However, biometric data is not solely used to assess individuals' mental workload. Wang et al. find correlations between tap strength and cognitive load [75]. The authors designed an application that records participants' responsiveness as well as motor and cognitive capabilities to solve specific tasks. They find patterns within acceleration data and touch screen events, correlating with periods of high cognitive load. Other approaches in the field of interruption management discovered the use of wireless signals to infer cognitive load [61]. The authors find that faster breathing and increased heart rates lead to more upper body movements, such as movements of the breastbone or chest, which can be detected by reflecting signals. The results for cognitive load classification vary between 36% to 44% compared to the baseline of 33%.

## 11.2 Breakpoints

Periods of low cognitive load represent opportune moments for interruptions (e.g., [61, 81, 82]). Natural breakpoints [50], for example in application usage [54], physical activities [55, 56] or within tasks [9, 35] act as proxies for periods of low cognitive load. When reaching natural breakpoints – task completion or change in physical activity – individuals seem more interruptible as they experience periods of low cognitive load.

In [53], the authors present a natural breakpoint detection approach using mobile application usage. They show that users respond faster to notifications, which are received at natural breakpoints compared to ones received at random times. The analysis of NASA-TLX questionnaires [31] further confirms that users perceive lower cognitive load when receiving notification at breakpoints. The authors further extend and combine their approaches to detect breakpoints in application usage and physical activities [54, 56]. Iqbal et al. investigate breakpoints at task boundaries [36]. The authors find that deferring interruption to breakpoints lead to less frustration and quicker response times relative to deliver them immediately.

## 11.3 Contextual Approaches

In [60], the authors find that the broader context of participants determine interruptibility. Contextual descriptors encompass location, time, or activities (e.g., work, leisure). Poppinga et al. investigate a sensor-based approach to infer interruptibility [63]. Among others, the authors find that pitch and proximity of a smartphone help to classify if notification should be issued or not. Their model achieve a accuracy of 77.85%. In [40], Lee et al. investigate the receptivity to instant messaging notifications. The authors find that contextual descriptors are more powerful when inferring receptivity than contextual information based on social relationships. However, they note that information based on relationships still help to infer receptivity. Pielot et al [62] investigate contextual descriptors to infer attentiveness towards mobile notifications. Their findings suggest that simple contextual information including interactions with the notification center or ringer-modes can reliably detect if individuals will view a notification in given time period.

## 11.4 Social Contexts & and Their Application

The classification of social contexts build the basis for role-based interruptibility management systems. In [59], Papapetrou et al. present an approach to detect clusters within the device analyzer data set [74]. The authors hypothesize that clusters represent different app usage profiles, which they assume to correlate with individuals roles – professional, family, and leisure. The application of social roles in interruption management has been proposed in several works [3, 4, 26, 68]. Gonzalez et al. motivate the use of working spheres – a concept to describe

in which ways individuals organize their work [26]. The authors find that individuals switch and spend time in 10 working spheres on average. Transitions between working spheres are caused by external (e.g., colleagues) but also internal interruptions. Anderson et al. propose using role theory to mitigate cross-role interruptions [4]. The authors focus on interruptions that arise when the demands and responsibilities of two different roles result in conflicts. They hypothesize that cross-role interruptions can be mitigated when roles and interruptions are *matched* considering their relevance to the user. In [3], the authors extend their findings and investigate the feasibility of inferring private and work-related roles from application sets. They find that distinctive sets of applications relate to individuals' private and work roles. Schuß et al. investigate life domains and the availability preferences of parents and children [68]. An interview study with 10 participants reveals 9 different life domains of which occupation (work), parenting, partner, and extended family (private) are rated as relevant. Statements on their availability preferences are aggregated to three availability statuses – available, unavailable, and ad-hoc. Their findings show that even when participants had predefined availability and unavailability preferences for their domains, most of them act spontaneously to interruptions outside their current domain.

### 11.5 Relevance to our approach

Current approaches for interruption management concentrate on short-term opportunities to interrupt individuals. Such opportunities arise at natural breakpoints, periods of low cognitive load, or are indirectly linked to other contextual information. However, none of these approaches address the recognition of social roles and life domains to model interruptibility on a broader scale – covering areas of life instead of particular events or situations. The works in [3, 4] propose role theory and application sequences for inferring roles. Yet, a throughout evaluation of machine learning models to infer individuals' roles and their use to further infer individuals' interruptibility has not been investigated. In contrast to [26], we aim to find correlations of interruptibility preferences for *private and work* roles rather than of fragmentation of work domains.

To fill this research gap, we examine interruptibility models that infer preferences for individuals' life domains. Motivated by the findings in [3], we study feature extraction and sequence analysis methods to train classifiers on sparse matrix representations of application sequences in addition to location and temporal based features. We further extend the current state of the art by investigating a two-stage binary classification model. This model embraces our findings from interruptibility and social role classification. The two-stage classifier first infers social roles and then use them as an input for inferring individuals' interruptibility. Our investigations are complemented by evaluating the impact of role-based interruptibility classification in *multi-device* settings – incorporating mobile phones and desktop computers. Finally, we provide design implications for practitioners and researchers in the field of interruptibility before we discuss potential limits in for social role-based interruptibility recognition.

## 12 CONCLUSION

In this work, we investigated the applicability of social role-based interruption management systems. Based on findings from role theory and boundary management, we investigated the influence of social roles on the classification of four different interruptibility preferences. Confirmed by a paired t-test, we found that information on individuals' current enacted social roles – private and work – significantly improve conventional interruptibility models. Based on this observation, we evaluated social role classification models using three different feature sets – CV transformed application sequences, spatio-temporal and application features, and their combination. Using spatio-temporal and application features as the best feature set, our social role classification model achieves F1 scores of 0.82 compared to the baseline of 0.45. Finally, we combined social role and interruptibility classification in a novel two-stage classification model. The two-stage model comprises four binary models – two classification models each for social role and interruptibility preference. To evaluate the performance of the two-stage models,

we predicted individuals' interruptibility preferences based on prior classified social roles. A paired t-test shows a significant improvement over conventional interruptibility models. Finally, our results suggest that individuals' intrinsic interruptibility preferences – often established for and across different social roles and life domains – can improve existing interruptibility approaches.

## REFERENCES

- [1] Piotr D. Adamczyk and Brian P. Bailey. 2004. If Not Now, when?: The Effects of Interruption at Different Moments Within Task Execution. In *Proceedings of the SIGCHI Conference on Human Factors in Computing Systems (CHI '04)*. ACM, New York, NY, USA, 271–278. <https://doi.org/10.1145/985692.985727>
- [2] Charu C. Aggarwal and ChengXiang Zhai. 2012. An Introduction to Text Mining. In *Mining Text Data*, Charu C. Aggarwal and ChengXiang Zhai (Eds.). Springer US, Boston, MA, 1–10. [https://doi.org/10.1007/978-1-4614-3223-4\\_1](https://doi.org/10.1007/978-1-4614-3223-4_1)
- [3] Christoph Anderson, Judith S. Heinsch, Sandra Ohly, Klaus David, and Veljko Pejovic. 2019. The Impact of Private and Work-Related Smartphone Usage on Interruptibility. In *Adjunct Proceedings of the 2019 ACM International Joint Conference on Pervasive and Ubiquitous Computing and Proceedings of the 2019 ACM International Symposium on Wearable Computers*. ACM, London, UK, 1058–1063.
- [4] Christoph Anderson, Clara Heissler, Sandra Ohly, and Klaus David. 2016. Assessment of Social Roles for Interruption Management: A New Concept in the Field of Interruptibility. In *Proceedings of the 2016 ACM International Joint Conference on Pervasive and Ubiquitous Computing: Adjunct (Heidelberg, Germany) (UbiComp '16)*. Association for Computing Machinery, New York, NY, USA, 1530–1535. <https://doi.org/10.1145/2968219.2968544>
- [5] Christoph Anderson, Isabel Hübener, Ann-Kathrin Seipp, Sandra Ohly, Klaus David, and Veljko Pejovic. 2018. A Survey of Attention Management Systems in Ubiquitous Computing Environments. *Proceedings of the ACM on Interactive, Mobile, Wearable and Ubiquitous Technologies* 2, 2 (2018), 1–27.
- [6] John R. Anderson. 1996. ACT: A Simple Theory of Complex Cognition. *American Psychologist* 51, 4 (1996), 355–365.
- [7] John R. Anderson, Daniel Bothell, Michael D. Byrne, Scott Douglass, Christian Lebiere, and Yulin Qin. 2004. An integrated theory of the mind. *Psychol Rev* 111, 4 (Oct. 2004), 1036–1060. <https://doi.org/10.1037/0033-295X.111.4.1036>
- [8] Blake E. Ashforth, Glen E. Kreiner, and Mel Fugate. 2000. All in a day's work: Boundaries and micro role transitions. *Academy of Management Review* 25, 3 (July 2000), 472–491. <https://doi.org/10.5465/AMR.2000.3363315>
- [9] Brian P. Bailey and Joseph A. Konstan. 2006. On the need for attention-aware systems: Measuring effects of interruption on task performance, error rate, and affective state. *Computers in Human Behavior* 22, 4 (2006), 685–708. <https://doi.org/10.1016/j.chb.2005.12.009>
- [10] Michael Banton. 1996. The Social Science Encyclopedia. In *Role*, Michael Banton (Ed.). Routledge Taylor and Francis, London, 749–751.
- [11] Gordon Baxter and Ian Sommerville. 2011. Socio-technical systems: From design methods to systems engineering. *Interacting with Computers* 23, 1 (2011), 4–17. <https://doi.org/10.1016/j.intcom.2010.07.003>
- [12] Bruce J. Biddle. 1979. *Role Theory: Expectations, Identities, and Behaviors*. Academic Press, New York, NY, USA.
- [13] Jelmer P. Borst, Niels A. Taatgen, and Hedderik van Rijn. 2010. The Problem State: A Cognitive Bottleneck in Multitasking. *Journal of Experimental Psychology: Learning, Memory, and Cognition* 36, 2 (2010), 363–382.
- [14] Jelmer P. Borst, Niels A. Taatgen, and Hedderik van Rijn. 2015. What Makes Interruptions Disruptive?: A Process-Model Account of the Effects of the Problem State Bottleneck on Task Interruption and Resumption. In *Proceedings of the 33rd Annual ACM Conference on Human Factors in Computing Systems (CHI '15)*. ACM, New York, NY, USA, 2971–2980. <https://doi.org/10.1145/2702123.2702156>
- [15] Juliana J. Brixey, David J. Robinson, Craig W. Johnson, Todd R. Johnson, James P. Turley, and Jiajie Zhang. 2007. A Concept Analysis of the Phenomenon Interruption. *ANS. Advances in nursing science* 30, 1 (Jan. 2007), 26–42.
- [16] Mary Czerwinski, Edward Cutrell, and Eric Horvitz. 2000. Instant messaging: Effects of Relevance and Timing. In *People and computers XIV: Proceedings of HCI*, Vol. 2. ACM, New York, NY, USA, 71–76.
- [17] Laura Dabbish, Gloria Mark, and Victor M. González. 2011. Why Do I Keep Interrupting Myself?: Environment, Habit and Self-interruption. In *Proceedings of the SIGCHI Conference on Human Factors in Computing Systems (CHI '11)*. ACM, New York, NY, USA, 3127–3130. <https://doi.org/10.1145/1978942.1979405>
- [18] Joni Delanoëje, Marijke Verbruggen, and Lynn Germeys. 2019. Boundary role transitions: A day-to-day approach to explain the effects of home-based telework on work-to-home conflict and home-to-work conflict. *Human Relations* 72, 12 (Feb. 2019), 0018726718823071. <https://doi.org/10.1177/0018726718823071>
- [19] Daantje Derks, Arnold B. Bakker, Pascale Peters, and Pauline van Wingerden. 2016. Work-related smartphone use, work-family conflict and family role performance: The role of segmentation preference. *Human Relations* 69, 5 (2016), 1045–1068. <https://doi.org/10.1177/0018726715601890>
- [20] Daantje Derks, Desiree van Duin, Maria Tims, and Arnold B. Bakker. 2015. Smartphone use and work-home interference: The moderating role of social norms and employee work engagement. *Journal of Occupational and Organizational Psychology* 88, 1 (2015), 155–177. <https://doi.org/10.1111/joop.12083>

- [21] Cynthia Dwork. 2006. Differential Privacy. In *Proceedings of the 33rd International Conference on Automata, Languages and Programming - Volume Part II (ICALP'06, Vol. 4052)*. Springer, Berlin, Heidelberg, 1–12. [https://doi.org/10.1007/11787006\\_1](https://doi.org/10.1007/11787006_1) event-place: Venice, Italy.
- [22] Mark Hammond et al. [n.d.]. pywin32. <https://pypi.org/project/pywin32/>
- [23] Keaton A. Fletcher, Sean M. Potter, and Britany N. Telford. 2018. Stress Outcomes of Four Types of Perceived Interruptions. *Hum Factors* 60, 2 (March 2018), 222–235. <https://doi.org/10.1177/0018720817738845>
- [24] James Fogarty, Scott E. Hudson, Christopher G. Atkeson, Daniel Avrahami, Jodi Forlizzi, Sara Kiesler, Johnny C. Lee, and Jie Yang. 2005. Predicting Human Interruptibility with Sensors. *ACM Transactions on Computer-Human Interaction* 12, 1 (2005), 119–146. <https://doi.org/10.1145/1057237.1057243>
- [25] Martin Gjoreski, Mitja Luštrek, and Veljko Pejović. 2018. My Watch Says I'm Busy: Inferring Cognitive Load with Low-Cost Wearables. In *Proceedings of the 2018 ACM International Joint Conference and 2018 International Symposium on Pervasive and Ubiquitous Computing and Wearable Computers (Singapore, Singapore) (UbiComp '18)*. Association for Computing Machinery, New York, NY, USA, 1234–1240. <https://doi.org/10.1145/3267305.3274113>
- [26] Victor M. González and Gloria Mark. 2004. "Constant, Constant, Multi-tasking Craziness": Managing Multiple Working Spheres. In *Proceedings of the SIGCHI Conference on Human Factors in Computing Systems (CHI '04)*. ACM, New York, NY, USA, 113–120. <https://doi.org/10.1145/985692.985707>
- [27] William J. Goode. 1960. A Theory of Role Strain. *American Sociological Review* 25, 4 (1960), 483–496. <http://www.jstor.org/stable/2092933>
- [28] Google. [n.d.]. Fused Location Provider API. <https://developers.google.com/location-context/fused-location-provider/>
- [29] Google. 2017. *ActivityRecognitionApi | Google APIs for Android*. <https://developers.google.com/android/reference/com/google/android/gms/location/ActivityRecognitionApi>
- [30] Nitesh Goyal and Susan R. Fussell. 2017. Intelligent Interruption Management Using Electro Dermal Activity Based Physiological Sensor for Collaborative Sensemaking. *Proc. ACM Interact. Mob. Wearable Ubiquitous Technol.* 1, 3 (Sept. 2017), 1–21. <https://doi.org/10.1145/3130917>
- [31] Sandra G. Hart and Lowell E. Staveland. 1988. Development of NASA-TLX (Task Load Index): Results of Empirical and Theoretical Research. *Advances in Psychology* 52 (1988), 139–183. [https://doi.org/10.1016/S0166-4115\(08\)62386-9](https://doi.org/10.1016/S0166-4115(08)62386-9)
- [32] Joel Hektner, Jennifer Schmidt, and Mihaly Csikszentmihalyi. 2007. *Experience Sampling Method*. SAGE Publications, Inc., Thousand Oaks, CA, USA. <https://doi.org/10.4135/9781412984201>
- [33] S. Hudson, J. Fogarty, C. Atkeson, D. Avrahami, J. Forlizzi, S. Kiesler, J. Lee, and J. Yang. 2003. Predicting Human Interruptibility with Sensors: A Wizard of Oz Feasibility Study. In *Proceedings of the SIGCHI Conference on Human Factors in Computing Systems (CHI '03)*. ACM, Ft. Lauderdale, Florida, USA, 257–264. <https://doi.org/10.1145/642611.642657>
- [34] Shamsi T. Iqbal and Brian P. Bailey. 2005. Investigating the Effectiveness of Mental Workload As a Predictor of Opportune Moments for Interruption. In *CHI '05 Extended Abstracts on Human Factors in Computing Systems (CHI EA '05)*. ACM, New York, NY, USA, 1489–1492. <https://doi.org/10.1145/1056808.1056948>
- [35] Shamsi T. Iqbal and Brian P. Bailey. 2006. Leveraging Characteristics of Task Structure to Predict the Cost of Interruption. In *Proceedings of the SIGCHI Conference on Human Factors in Computing Systems (CHI '06)*. ACM, New York, NY, USA, 741–750. <https://doi.org/10.1145/1124772.1124882>
- [36] Shamsi T. Iqbal and Brian P. Bailey. 2008. Effects of Intelligent Notification Management on Users and Their Tasks. In *Proceedings of the SIGCHI Conference on Human Factors in Computing Systems (CHI '08)*. ACM, New York, NY, USA, 93–102. <https://doi.org/10.1145/1357054.1357070>
- [37] Shamsi T. Iqbal and Eric Horvitz. 2007. Disruption and Recovery of Computing Tasks: Field Study, Analysis, and Directions. In *Proceedings of the SIGCHI Conference on Human Factors in Computing Systems (CHI '07)*. ACM, New York, NY, USA, 677–686. <https://doi.org/10.1145/1240624.1240730>
- [38] Giampaolo Rodola Jay Loden, Dave Daeschler. [n.d.]. psutil. <https://pypi.org/project/psutil/>
- [39] Kamran Kowsari, Kiana Jafari Meimandi, Mojtaba Heidarysafa, Sanjana Mendu, Laura Barnes, and Donald Brown. 2019. Text Classification Algorithms: A Survey. *Information* 10, 4 (April 2019), 150. <https://doi.org/10.3390/info10040150> Number: 4 Publisher: Multidisciplinary Digital Publishing Institute.
- [40] Hao-Ping Lee, Kuan-Yin Chen, Chih-Heng Lin, Chia-Yu Chen, Yu-Lin Chung, Yung-Ju Chang, and Chien-Ru Sun. 2019. Does Who Matter?: Studying the Impact of Relationship Characteristics on Receptivity to Mobile IM Messages. In *Proceedings of the 2019 CHI Conference on Human Factors in Computing Systems (CHI '19)*. ACM, New York, NY, USA, 526:1–526:12. <https://doi.org/10.1145/3290605.3300756> event-place: Glasgow, Scotland Uk.
- [41] Tong Li, Mingyang Zhang, Hancheng Cao, Yong Li, Sasu Tarkoma, and Pan Hui. 2020. "What Apps Did You Use?": Understanding the Long-Term Evolution of Mobile App Usage. In *Proceedings of The Web Conference 2020 (Taipei, Taiwan) (WWW '20)*. Association for Computing Machinery, New York, NY, USA, 66–76. <https://doi.org/10.1145/3366423.3380095>
- [42] R. T. Lo, Ben He, and I. Ounis. 2005. Automatically Building a Stopword List for an Information Retrieval System. *J. Digit. Inf. Manag.* 3 (2005), 3–8.

- [43] Gloria Mark, Daniela Gudith, and Ulrich Klocke. 2008. The Cost of Interrupted Work: More Speed and Stress. In *Proceedings of the SIGCHI Conference on Human Factors in Computing Systems (CHI '08)*. ACM, New York, NY, USA, 107–110. <https://doi.org/10.1145/1357054.1357072>
- [44] Daniel C. McFarlane. 2002. Comparison of four primary methods for coordinating the interruption of people in human-computer interaction. *Human-Computer Interaction* 17, 1 (2002), 63–139. [https://doi.org/10.1207/S15327051HCI1701\\_2](https://doi.org/10.1207/S15327051HCI1701_2)
- [45] Abhinav Mehrotra, Sandrine R. Müller, Gabriella M. Harari, Samuel D. Gosling, Cecilia Mascolo, Mirco Musolesi, and Peter J. Rentfrow. 2017. Understanding the Role of Places and Activities on Mobile Phone Interaction and Usage Patterns. *Proc. ACM Interact. Mob. Wearable Ubiquitous Technol.* 1, 3 (Sept. 2017), 84:1–84:22. <https://doi.org/10.1145/3131901>
- [46] Abhinav Mehrotra, Veljko Pejovic, Jo Vermeulen, Robert Hendley, and Mirco Musolesi. 2016. My Phone and Me: Understanding People's Receptivity to Mobile Notifications. In *Proceedings of the 2016 CHI Conference on Human Factors in Computing Systems (CHI '16)*. ACM, New York, NY, USA, 1021–1032. <https://doi.org/10.1145/2858036.2858566>
- [47] Robert K. Merton. 1957. The Role-Set: Problems in Sociological Theory. *The British Journal of Sociology* 8, 2 (1957), 106–120. <http://www.jstor.org/stable/587363>
- [48] Tomas Mikolov, Ilya Sutskever, Kai Chen, Greg S Corrado, and Jeff Dean. 2013. Distributed Representations of Words and Phrases and their Compositionality. In *Advances in Neural Information Processing Systems 26*, C. J. C. Burges, L. Bottou, M. Welling, Z. Ghahramani, and K. Q. Weinberger (Eds.). Curran Associates, Inc., lake Tahoe, Nevada, USA, 3111–3119. <http://papers.nips.cc/paper/5021-distributed-representations-of-words-and-phrases-and-their-compositionality.pdf>
- [49] Jun-Ki Min, Jason Wiese, Jason I. Hong, and John Zimmerman. 2013. Mining Smartphone Data to Classify Life-facets of Social Relationships. In *Proceedings of the 2013 Conference on Computer Supported Cooperative Work (CSCW '13)*. ACM, New York, NY, USA, 285–294. <https://doi.org/10.1145/2441776.2441810>
- [50] Darren Newton and Gretchen Engquist. 1976. The perceptual organization of ongoing behavior. *Journal of Experimental Social Psychology* 12, 5 (1976), 436–450. [https://doi.org/10.1016/0022-1031\(76\)90076-7](https://doi.org/10.1016/0022-1031(76)90076-7)
- [51] Christena E. Nippert-Eng. 1996. *Home and Work: Negotiating Boundaries through Everyday Life*. University of Chicago Press, 60th Street, Chicago, IL, USA.
- [52] Sandra Ohly and Alessa Latour. 2014. Work-Related Smartphone Use and Well-Being in the Evening. *Journal of Personnel Psychology* 13, 4 (Jan. 2014), 174–183. <https://doi.org/10.1027/1866-5888/a000114> Publisher: Hogrefe Publishing.
- [53] Tadashi Okoshi, Julian Ramos, H. Nozaki, Jin Nakazawa, Anind K. Dey, and Hideyuki Tokuda. 2015. Attelia: Reducing User's Cognitive Load due to Interruptive Notifications on Smart Phones. In *2015 IEEE International Conference on Pervasive Computing and Communications*. IEEE, St. Louis, MO, USA, 96–104. <https://doi.org/10.1109/PERCOM.2015.7146515>
- [54] Tadashi Okoshi, Julian Ramos, H. Nozaki, Jin Nakazawa, Anind K. Dey, and Hideyuki Tokuda. 2015. Reducing Users' Perceived Mental Effort Due to Interruptive Notifications in Multi-device Mobile Environments. In *Proceedings of the 2015 ACM International Joint Conference on Pervasive and Ubiquitous Computing (UbiComp '15)*. ACM, New York, NY, USA, 475–486. <https://doi.org/10.1145/2750858.2807517>
- [55] Tadashi Okoshi, Kota Tsubouchi, Masaya Taji, Takanori Ichikawa, and Hideyuki Tokuda. 2017. Attention and Engagement-Awareness in the Wild: A Large-Scale Study with Adaptive Notifications. In *2017 IEEE International Conference on Pervasive Computing and Communications (PerCom)*. IEEE, Big Island, HI, USA, 100–110. <https://doi.org/10.1109/PERCOM.2017.7917856>
- [56] Tadashi Okoshi, Kota Tsubouchi, and Hideyuki Tokuda. 2018. Real-world large-scale study on adaptive notification scheduling on smartphones. *Pervasive and Mobile Computing* 50 (2018), 1 – 24. <https://doi.org/10.1016/j.pmcj.2018.07.005>
- [57] Ronald Oussoren. [n.d.]. MS Windows NT Kernel Description. <https://pypi.org/project/pyobjc/>
- [58] Fatih Kursat Ozenc and Shelly D. Farnham. 2011. Life "Modes" in Social Media. In *Proceedings of the SIGCHI Conference on Human Factors in Computing Systems (Vancouver, BC, Canada) (CHI '11)*. Association for Computing Machinery, New York, NY, USA, 561–570. <https://doi.org/10.1145/1978942.1979022>
- [59] Panagiotis Papapetrou and George Roussos. 2014. Social Context Discovery from Temporal App Use Patterns. In *Proceedings of the 2014 ACM International Joint Conference on Pervasive and Ubiquitous Computing: Adjunct Publication (Seattle, Washington) (UbiComp '14 Adjunct)*. Association for Computing Machinery, New York, NY, USA, 397–402. <https://doi.org/10.1145/2638728.2641699>
- [60] Veljko Pejovic and Mirco Musolesi. 2014. InterruptMe: Designing Intelligent Prompting Mechanisms for Pervasive Applications. In *Proceedings of the 2014 ACM International Joint Conference on Pervasive and Ubiquitous Computing (UbiComp '14)*. ACM, New York, NY, USA, 897–908. <https://doi.org/10.1145/2632048.2632062>
- [61] V. Pejović, M. Gjoreski, C. Anderson, K. David, and M. Luštrek. 2020. Toward Cognitive Load Inference for Attention Management in Ubiquitous Systems. *IEEE Pervasive Computing* 19, 2 (April 2020), 35–45. <https://doi.org/10.1109/MPRV.2020.2968909>
- [62] Martin Pielot, Rodrigo de Oliveira, Haewoon Kwak, and Nuria Oliver. 2014. Didn't you see my message?: predicting attentiveness to mobile instant messages. In *Proceedings of the 32nd annual ACM conference on Human factors in computing systems*. ACM, New York, NY, USA, 3319–3328. <https://doi.org/10.1145/2556288.2556973>
- [63] Benjamin Poppinga, Wilko Heuten, and Susanne Boll. 2014. Sensor-Based Identification of Opportune Moments for Triggering Notifications. *IEEE Pervasive Computing* 13, 1 (Jan. 2014), 22–29. <https://doi.org/10.1109/MPRV.2014.15>

- [64] Gerard Salton and Christopher Buckley. 1988. Term-weighting approaches in automatic text retrieval. *Information Processing & Management* 24, 5 (Jan. 1988), 513–523. [https://doi.org/10.1016/0306-4573\(88\)90021-0](https://doi.org/10.1016/0306-4573(88)90021-0)
- [65] Dario D. Salvucci and Niels A. Taatgen. 2008. Threaded cognition: An integrated theory of concurrent multitasking. *Psychological Review* 115, 1 (Jan. 2008), 101–130.
- [66] H. Sarker, M. Sharmin, A. A. Ali, Md M. Rahman, R. Bari, S. M. Hossain, and S. Kumar. 2014. Assessing the Availability of Users to Engage in Just-in-time Intervention in the Natural Environment. In *Proceedings of the 2014 ACM International Joint Conference on Pervasive and Ubiquitous Computing (UbiComp '14)*. ACM, New York, NY, USA, 909–920. <https://doi.org/10.1145/2632048.2636082>
- [67] Florian Schaule, Jan Ole Johanssen, Bernd Bruegge, and Vivian Loftness. 2018. Employing Consumer Wearables to Detect Office Workers' Cognitive Load for Interruption Management. *Proc. ACM Interact. Mob. Wearable Ubiquitous Technol.* 2, 1, Article 32 (March 2018), 20 pages. <https://doi.org/10.1145/3191764>
- [68] Martina Schuß and Tom Gross. 2019. Availability and Boundary Management: An Exploratory Study. In *Extended Abstracts of the 2019 CHI Conference on Human Factors in Computing Systems* (Glasgow, Scotland Uk) (*CHI EA '19*). Association for Computing Machinery, New York, NY, USA, 1–6. <https://doi.org/10.1145/3290607.3313088>
- [69] Gregory P. Smit. [n.d.]. subprocess32. <https://pypi.org/project/subprocess32/>
- [70] Liam D. Turner, Stuart M. Allen, and Roger M. Whitaker. 2015. Push or Delay? Decomposing Smartphone Notification Response Behaviour. In *Human Behavior Understanding*, Albert Ali Salah, Ben J. A. Kröse, and Diane J. Cook (Eds.). Springer International Publishing, Cham, Switzerland, 69–83. [https://doi.org/10.1007/978-3-319-24195-1\\_6](https://doi.org/10.1007/978-3-319-24195-1_6)
- [71] Niels van Berkel, Denzil Ferreira, and Vassilis Kostakos. 2017. The Experience Sampling Method on Mobile Devices. *ACM Comput. Surv.* 50, 6, Article 93 (Dec. 2017), 40 pages. <https://doi.org/10.1145/3123988>
- [72] Niels van Berkel, Jorge Goncalves, Lauri Lovén, Denzil Ferreira, Simo Hosio, and Vassilis Kostakos. 2019. Effect of experience sampling schedules on response rate and recall accuracy of objective self-reports. *International Journal of Human-Computer Studies* 125 (2019), 118 – 128. <https://doi.org/10.1016/j.ijhcs.2018.12.002>
- [73] Aku Visuri, Niels van Berkel, Tadashi Okoshi, Jorge Goncalves, and Vassilis Kostakos. 2019. Understanding smartphone notifications' user interactions and content importance. *International Journal of Human-Computer Studies* 128 (Aug. 2019), 72–85. <https://doi.org/10.1016/j.ijhcs.2019.03.001>
- [74] Daniel T. Wagner, Andrew Rice, and Alastair R. Beresford. 2014. Device Analyzer: Large-Scale Mobile Data Collection. *SIGMETRICS Perform. Eval. Rev.* 41, 4 (April 2014), 53–56. <https://doi.org/10.1145/2627534.2627553>
- [75] Liang Wang, Tao Gu, Alex X. Liu, Hengzhi Yao, Xianping Tao, and Jian Lu. 2019. Assessing User Mental Workload for Smartphone Applications With Built-In Sensors. *IEEE Pervasive Computing* 18, 1 (Jan. 2019), 59–70. <https://doi.org/10.1109/MPRV.2018.2873851>
- [76] Dominik Weber, Alexandra Voit, and Niels Henze. 2019. Clear All: A Large-Scale Observational Study on Mobile Notification Drawers. In *Proceedings of Mensch und Computer 2019 (MuC'19)*. Association for Computing Machinery, Hamburg, Germany, 361–372. <https://doi.org/10.1145/3340764.3340765>
- [77] Mark Weiser. 1991. The computer for the 21st century. *Scientific American* 265, 3 (Sept. 1991), 94–104.
- [78] Fengpeng Yuan, Xianyi Gao, and Janne Lindqvist. 2017. How Busy Are You?: Predicting the Interruptibility Intensity of Mobile Users. In *Proceedings of the 2017 CHI Conference on Human Factors in Computing Systems (CHI '17)*. ACM, Denver, Colorado, USA, 5346–5360. <https://doi.org/10.1145/3025453.3025946>
- [79] Fred R. H. Zijlstra, Robert A. Roe, Anna B. Leonora, and Irene Krediet. 1999. Temporal factors in mental work: Effects of interrupted activities. *Journal of Occupational and Organizational Psychology* 72, 2 (1999), 163–185. <https://doi.org/10.1348/096317999166581>
- [80] Manuela Züger, Christopher Corley, André N. Meyer, Boyang Li, Thomas Fritz, David Shepherd, Vinay Augustine, Patrick Francis, Nicholas Kraft, and Will Snipes. 2017. Reducing Interruptions at Work: A Large-Scale Field Study of FlowLight. In *Proceedings of the 2017 CHI Conference on Human Factors in Computing Systems (CHI '17)*. ACM, Denver, Colorado, USA, 61–72. <https://doi.org/10.1145/3025453.3025662>
- [81] Manuela Züger and Thomas Fritz. 2015. Interruptibility of Software Developers and Its Prediction Using Psycho-Physiological Sensors. In *Proceedings of the 33rd Annual ACM Conference on Human Factors in Computing Systems (CHI '15)*. ACM, New York, NY, USA, 2981–2990. <https://doi.org/10.1145/2702123.2702593>
- [82] Manuela Züger, Sebastian C. Müller, André N. Meyer, and Thomas Fritz. 2018. Sensing Interruptibility in the Office: A Field Study on the Use of Biometric and Computer Interaction Sensors. In *Proceedings of the 2018 CHI Conference on Human Factors in Computing Systems (CHI '18)*. ACM, New York, NY, USA, 591:1–591:14. <https://doi.org/10.1145/3173574.3174165>