

A Unified Approach to Robust Inference for Genetic Covariance

Jianqiao Wang, Sai Li, Hongzhe Li

Department of Biostatistics, Epidemiology and Informatics

University of Pennsylvania

Abstract

Genome-wide association studies (GWAS) have identified thousands of genetic variants associated with complex traits. Many complex traits are found to have shared genetic etiology. Genetic covariance is defined as the underlying covariance of genetic values and can be used to measure the shared genetic architecture. The data of two outcomes may be collected from the same group or different groups of individuals and the outcomes can be of different types or collected based on different study designs. This paper proposes a unified approach to robust estimation and inference for genetic covariance of general outcomes that may be associated with genetic variants nonlinearly. We provide the asymptotic properties of the proposed estimator and show that our proposal is robust under certain model misspecification. Our method under linear working models provides robust inference for the narrow-sense genetic covariance, even when both linear models are mis-specified. Various numerical experiments are performed to support the theoretical results. Our method is applied to an outbred mice GWAS data set to study the overlapping genetic effects between the behavioral and physiological phenotypes. The real data results demonstrate the robustness of the proposed method and reveal interesting genetic covariance among different mice developmental traits.

Keywords: genetic covariance, narrow-sense genetic covariance, confidence intervals, model misspecification, regularization.

1 Introduction

Genome-wide association studies (GWAS) have identified thousands of variants related to complex traits. It has been observed that many complex traits have a shared genetic etiology, including

various autoimmune diseases (Li et al., 2015; Zhernakova et al., 2009) and psychiatric disorders (Lee et al., 2013; Cross-Disorder Group of the Psychiatric Genomics Consortium, 2019). Studying the shared genetic architecture and investigating the relationship between the genetics of different traits can help understand the underlying biological mechanism. There has been a great interest in quantifying the overlapping genetic effects between pairs of traits based on GWAS data. With individual-level genotype data, genetic effects on the traits can be modeled by functions of observed genetic variants such as linear functions, and the SNP-based estimates can be derived (Lee et al., 2012; Bulik-Sullivan et al., 2015a) based on the assumed models.

Although estimating the overlapping genetic effects has received much attention recently, several issues remain to be addressed. First, most existing literature focuses on outcomes that are generated from linear models. For binary outcomes, such as the occurrences of diseases, linear models are not suitable. However, there are few approaches with theoretical guarantees for dealing with nonlinear outcome models. Second, the true underlying models for the outcomes are unknown in practice and needed to be specified by the researchers. When the fitted models are mis-specified, the estimates of the genetic effects and the corresponding estimate of genetic covariance can be biased. For estimating the overlapping genetic effects between two traits, model mis-specification is more likely to happen. Thus, it is important to develop a method for estimating the genetic covariance that is robust to model mis-specification. Third, the genome data sets can be collected based on different designs, which complicates the analysis of genetic covariance. For example, two outcomes and the corresponding genotypes may be collected on the same samples or on independent samples. In a more challenging scenario, one outcome may be collected from a cohort study, while the other may be from a case-control study. As far as we know, existing methods cannot be directly applied to such data or do not have any statistical guarantees.

Motivated by the challenges mentioned above, we study the estimation and inference for genetic covariance based on the individual-level GWAS data. We consider generic population models for the outcomes that are possibly associated with the genotypes nonlinearly. Specifically, we consider the following models for the two outcomes,

$$y_i = f^*(x_i) + \varepsilon_i^*, \quad z_i = g^*(x_i) + v_i^*, \quad (1)$$

where y_i and z_i are two responses such as complex traits, disease outcomes, or gene expressions, and $x_i^\top = (x_{i1}, \dots, x_{ip})^\top \in \mathcal{R}^p$ denotes the i -th observation of p genetic variants. We consider high-dimensional covariates, i.e., p can be larger and much larger than the sample sizes. The functions $f^*(\cdot)$ and $g^*(\cdot)$ denote the true conditional mean functions of y_i and z_i , respectively, such that $E[\varepsilon_i^* \mid x_i] = E[v_i^* \mid x_i] = 0$. In genetic terms, $f^*(x_i)$ is the genetic value of y_i ,

representing the total effects of all the considered genetic loci. The error terms ε_i^* and v_i^* can be dependent due to the confounding effects. The functions $f^*(\cdot)$ and $g^*(\cdot)$ can be known or unknown. We emphasize that model (1) includes a general class of outcome models, which can be parametric or non-parametric.

First considered in Searle (1961) and Van Rheenen et al. (2019), the genetic covariance of outcomes y_i and z_i is defined as the covariance of their conditional mean functions $f^*(x_i)$ and $g^*(x_i)$

$$I^* = \text{Cov}(E[y_i|x_i], E[z_i|x_i]) = \text{Cov}(f^*(x_i), g^*(x_i)). \quad (2)$$

Invoking the law of total variance formula, parameter I^* represents the covariance of two traits explained by genetic variants. A closely related concept is heritability. The heritability of outcome y_i is defined as $\text{Var}(f^*(x_i))/\text{Var}(y_i)$, which is the proportion of phenotypic variance explained by genetic variants. In view of (2), the definition of I^* involves the distribution of genetic variants x_i . In GWAS, we consider genotype data being sampled from human such as the European population or an animal population such as an outbred mice population.

While I^* captures the covariance due to total genetic effects, sometimes the contribution of additive genetic effects can be of interest, especially for continuous complex traits. Analogous to the narrow-sense heritability (Tenesa and Haley, 2013; Yang et al., 2017), the narrow-sense genetic covariance measures the additive genetic covariance by fitting linear models to the outcomes. Specifically, narrow-sense genetic covariance is defined as the bilinear functional $\beta^\top \Sigma \gamma$, where β and γ are the regression coefficients in the linear models representing the additive effects and Σ is the covariance of x_i . We mention that even if $f^*(\cdot)$ or $g^*(\cdot)$ are nonlinear functions, one can still define β and γ through working linear models. That is, even if the linear models are wrongly specified, the definition of narrow-sense genetic covariance is still valid but $I^* \neq \beta^\top \Sigma \gamma$ in general. Formal definitions of β and γ are given in (3). As far as we know, the estimation and inference for $\beta^\top \Sigma \gamma$ have not been studied when the linear models are indeed mis-specified. It is unknown whether existing procedures are valid for the inference on $\beta^\top \Sigma \gamma$ under model mis-specification.

1.1 Related literature

Many existing methods have been proposed for estimating heritability and genetic covariance in the genetics literature. Among them, the linear mixed-effects model is one of the most popular choices (Yang et al., 2010; Lee et al., 2013; Bulik-Sullivan et al., 2015a,b; Bonnet et al., 2015). In a linear mixed-effects model, the effects of genetic variants are assumed to be *i.i.d.* normal

distributed and the genetic covariance equals the covariance between the random effects with the genotype data standardized to have unit variance. Jiang et al. (2016) relaxes the random effect assumption to allow a proportion of true null effects in the moderate dimension setting $n/p \rightarrow \xi \in (0, 1]$ and considers the problem of estimating the heritability under this assumption. A closely related model is the latent liability model (Reich et al., 1972; Falconer, 1965; Yang et al., 2010; Lee et al., 2013) for binary outcomes. In fact, the liability model can be viewed as a random-effects probit model. Despite the popularity, the assumptions of liability and linear random-effects models have been questioned and it is unclear whether their estimates are robust to the distributional assumptions on the effects (Speed et al., 2017; Hou et al., 2019; Gazal et al., 2019).

The estimation and inference for heritability and genetic relatedness in fixed-effects linear outcome models have been studied in the statistics literature. Assuming correctly specified high-dimensional linear models, Cai and Guo (2020) studies estimation and inference for heritability based on the penalized regressions. By assuming Gaussian covariates and Gaussian errors for the correctly specified linear models, Dicker (2014) considers the method of moments for estimating the proportion of explained variation in the moderate dimension regime. In the same setting as Dicker (2014), Janson et al. (2017) studies constructing confidence intervals for the ℓ_2 -norm of the signals with independent Gaussian covariates. Verzelen et al. (2018) proposes an adaptive procedure to estimate heritability by combining the sparsity-based method and the method of moments in linear models. Closely related to the genetic covariance, Guo et al. (2019) studies the estimation of genetic relatedness $\beta^\top \gamma$ between two continuous traits in correctly-specified high-dimensional linear models. They assume the noises in the two outcomes are independent and inference is not provided.

To summarize, most existing procedures are proposed for continuous outcomes assuming correctly specified linear models and the independence between the errors of two outcomes. A valid inference procedure is needed when any of these assumptions are violated. Our paper aims to fill this gap.

1.2 Our contribution

We highlight some main contributions of this work. We propose an approach to the estimation and inference of genetic covariance I^* (2) for outcomes that can be associated with high-dimensional genetic variants nonlinearly. Based on sparse regression in high-dimensional generalized linear models (GLMs), we propose a functional estimator and construct the confidence interval for the genetic covariance. Our method makes use of all the available observations, allowing samples

from two studies to overlap. We also extend the estimator for case-control designs.

Specifically, we demonstrate the following advantages of our method through novel theoretical analyses. Firstly, when both working models are correctly specified GLMs, the proposed method provides an asymptotically normal estimator for I^* under proper conditions. Secondly, when the models are possibly mis-specified, the proposed estimator is still consistent as long as one conditional mean model is correctly specified. If one linear working model is used and is correctly specified, then the asymptotic normality of our estimator of I^* still holds under certain sparsity conditions.

Our approach can also be used to estimate and make inferences for the narrow-sense genetic covariance by choosing linear working models. We show that under certain sparsity conditions, the proposed method provides consistent estimation and asymptotic valid inference for the narrow-sense genetic covariance even when the linear working models are incorrectly specified.

To summarize, the proposed approach provides a unified and robust treatment to both genetic covariance I^* and narrow-sense genetic covariance $\beta^\top \Sigma \gamma$. As a byproduct, our analysis reveals that $I^* = \beta^\top \Sigma \gamma$ when at least one of f^* and g^* is linear, i.e., the narrow-sense genetic covariance reflects the total genetic covariance when at least one outcome is generated from a linear model.

1.3 Notations and organizations

Given a symmetric matrix A , we use $\|A\|_2$ to denote the ℓ_2 -operator norm and $\lambda_{\max}(A)$ and $\lambda_{\min}(A)$ respectively to denote the largest and the smallest eigenvalue of A . For a design matrix $X \in \mathcal{R}^{n \times p}$, let x_i denote the i -th row of X , and x_{ij} denote the j -th element of the row vector x_i . For an index set \mathcal{I} , we denote its cardinality as $|\mathcal{I}|$. For a vector u , its support is represented by $\text{supp}(u)$. For two positive sequences a_n and b_n , $a_n \lesssim b_n$ means $a_n \leq Cb_n$ for sufficiently large n , $a_n \gtrsim b_n$ if $b_n \lesssim a_n$ and $a_n \asymp b_n$ if $a_n \lesssim b_n$ and $b_n \lesssim a_n$. We write $b_n \ll a_n$ if $\limsup b_n/a_n \rightarrow 0$. c and C are used to denote generic positive constants that may vary from place to place. For a random variable U , its sub-Gaussian norm is defined as $\|U\|_{\psi_2} = \sup_{q \geq 1} \frac{1}{\sqrt{q}} (E|U|^q)^{\frac{1}{q}}$. For a random vector $U \in \mathcal{R}^p$, its sub-Gaussian norm is defined as $\|U\|_{\psi_2} = \sup_{v \in \mathcal{S}^{p-1}} \|\langle v, U \rangle\|_{\psi_2}$ where \mathcal{S}^{p-1} is the unit sphere in \mathcal{R}^p . For a sequence of random variables U_n indexed by n , we use $U_n \xrightarrow{d} N(0, 1)$ to represent that U_n converges to standard normal distribution.

The rest of the paper is organized as follows. Section 2 introduces the unified estimation and inference procedures for genetic covariance and narrow-sense genetic covariance. Section 3 establishes the theoretical properties of our estimator for the genetic covariance under correct or mis-specified models. Section 4 establishes the theoretical properties of the method for estimating the narrow-sense generic covariance. In Section 5, the performance of the estimator is evaluated

in different settings using numerical experiments. In Section 6, we apply the proposed method to an outbred mice data set to study the genetic covariance between the behavioral and physiological traits. A discussion is provided in Section 7. The proofs of main theorems and the extended simulation studies are given in the supplementary materials.

2 Estimation of genetic covariance and construction of confidence interval

2.1 Fitting the working models

To estimate the genetic covariance, we consider fitting potentially mis-specified GLMs to the two outcomes. The fitted models are also known as working models. GLMs provide a wide class of models for different types of response variables. Examples include linear regression for continuous outcomes, logistic regression for binary outcomes, and multinomial logistic regression for multinomial outcomes (Nelder and Wedderburn, 1972). In GLMs with canonical link functions, the regression coefficients β and γ are defined as the minimizer of the population negative log-likelihood functions, i.e.,

$$\begin{aligned}(\beta_0, \beta) &= \arg \min_{\beta_0 \in \mathcal{R}, \beta \in \mathcal{R}^p} \mathbb{E}[F(\beta_0 + x_i \beta) - y_i(\beta_0 + x_i \beta)] \\(\gamma_0, \gamma) &= \arg \min_{\gamma_0 \in \mathcal{R}, \gamma \in \mathcal{R}^p} \mathbb{E}[G(\gamma_0 + x_i \gamma) - z_i(\gamma_0 + x_i \gamma)].\end{aligned}\tag{3}$$

Functions $F(t)$ and $G(t)$ have known parametric forms, for example, $F(t) = t^2/2$ gives a linear model and $F(t) = \log(1 + \exp(t))$ gives a logistic model. For differentiable $F(t)$ and $G(t)$, $f(t) = F'(t)$ and $g(t) = G'(t)$ are the working models for the conditional mean of the outcomes. We can re-express the working GLM models (3) as

$$y_i = f(\beta_0 + x_i \beta) + \varepsilon_i \text{ and } z_i = g(\gamma_0 + x_i \gamma) + v_i,\tag{4}$$

where $\mathbb{E}[x_i \varepsilon_i] = 0$ and $\mathbb{E}[x_i v_i] = 0$ by taking derivatives in (3). We mention that including the intercepts β_0 and γ_0 is crucial when the models are possibly mis-specified as it guarantees $\mathbb{E}[\varepsilon_i] = \mathbb{E}[v_i] = 0$. With linear working models $f(\beta_0 + x_i \beta) = \beta_0 + x_i \beta$ and $g(\gamma_0 + x_i \gamma) = \gamma_0 + x_i \gamma$, the narrow-sense genetic covariance is defined as the bilinear functional $\text{Cov}(x_i \beta, x_i \gamma) = \beta^\top \Sigma \gamma$. Again, it is defined with respect to the working models instead of the true models.

We use the index sets \mathcal{I}_y^0 and \mathcal{I}_z^0 to represent the collected individuals of the two outcomes, which can overlap $\mathcal{I}_y^0 \cap \mathcal{I}_z^0 \neq \emptyset$ or non-overlap $\mathcal{I}_y^0 \cap \mathcal{I}_z^0 = \emptyset$. For technical reasons, we split the samples so that the samples for estimating the coefficients and the samples for constructing

the estimators are independent. Without loss of generality, we assume there are $2n_y$ and $2n_z$ samples in \mathcal{I}_y^0 and \mathcal{I}_z^0 . Then we randomly split the data \mathcal{I}_y^0 to $\tilde{\mathcal{I}}_y, \mathcal{I}_y$ and \mathcal{I}_z^0 to $\tilde{\mathcal{I}}_z, \mathcal{I}_z$ such that $|\tilde{\mathcal{I}}_y| = |\mathcal{I}_y| = n_y$ and $|\tilde{\mathcal{I}}_z| = |\mathcal{I}_z| = n_z$. The sample splitting step is for the convenience of our theoretical analysis. In practical applications, splitting samples may result in sub-optimal estimation accuracy and inference performance. In the numeric experiments and in the real data analysis, we do not perform sample splitting.

Based on the samples in $\tilde{\mathcal{I}}_y$ and $\tilde{\mathcal{I}}_z$, the coefficients β and γ are estimated by minimizing the following penalized negative log-likelihood functions

$$(\hat{\beta}_0, \hat{\beta}) = \arg \min_{\beta_0 \in \mathcal{R}, \beta \in \mathcal{R}^p} \frac{1}{n_y} \sum_{i \in \tilde{\mathcal{I}}_y} \{F(\beta_0 + x_i \beta) - y_i(\beta_0 + x_i \beta)\} + \lambda_\beta(|\beta_0| + \|\beta\|_1), \quad (5)$$

$$(\hat{\gamma}_0, \hat{\gamma}) = \arg \min_{\gamma_0 \in \mathcal{R}, \gamma \in \mathcal{R}^p} \frac{1}{n_z} \sum_{i \in \tilde{\mathcal{I}}_z} \{G(\gamma_0 + x_i \gamma) - z_i(\gamma_0 + x_i \gamma)\} + \lambda_\gamma(|\gamma_0| + \|\gamma\|_1), \quad (6)$$

where $\lambda_\beta > 0$ and $\lambda_\gamma > 0$ are tuning parameters.

2.2 Estimating the genetic covariance

Based on the estimates in (5) and (6) and samples in \mathcal{I}_y and \mathcal{I}_z , we construct the estimator for genetic covariance I^* . First, we plug in the coefficient estimates $\hat{\beta}$ and $\hat{\gamma}$, and obtain the residuals $\hat{\varepsilon}_i = y_i - f(\hat{\beta}_0 + x_i \hat{\beta})$ for $i \in \mathcal{I}_y$ and $\hat{v}_i = z_i - g(\hat{\gamma}_0 + x_i \hat{\gamma})$ for $i \in \mathcal{I}_z$. To make use of all the samples, we use the observed genotypes to impute the missing outcomes and obtain the estimated values $f(\hat{\beta}_0 + x_i \hat{\beta})$ and $g(\hat{\gamma}_0 + x_i \hat{\gamma})$ for all $i \in \mathcal{I}_y \cup \mathcal{I}_z$. Here $\mathcal{I}_y \cup \mathcal{I}_z$ is the index set of all unique samples and $N = |\mathcal{I}_y \cup \mathcal{I}_z|$ denotes its cardinality.

To estimate I^* , we first notice that in model (1), I^* can be expressed as (dropping x_i for simplicity)

$$I^* = \text{Cov}(f_i^*, g_i^*) = E[f_i^* g_i^*] - E[f_i^*]E[g_i^*].$$

We will estimate $E[f_i^* g_i^*]$ and $E[f_i^*]E[g_i^*]$ separately. We mention that $E[f_i^*]$ and $E[g_i^*]$ are zero in linear models but are possibly nonzero for nonlinear $f^*(\cdot)$ and $g^*(\cdot)$ and hence require separate estimates.

To motivate our estimator of $E[f_i^* g_i^*]$, let

$$\hat{I}^{plug} = \frac{1}{N} \sum_{i \in \mathcal{I}_y \cup \mathcal{I}_z} f(\hat{\beta}_0 + x_i \hat{\beta}) g(\hat{\gamma}_0 + x_i \hat{\gamma})$$

denote the simple plug-in estimator based on the specified working models. However, the plug-in

estimator \hat{I}^{plug} is sensitive to the model specification. Specifically, let f_i and g_i denote $f(\beta_0 + x_i\beta)$ and $g(\gamma_0 + x_i\gamma)$ respectively for short. The difference between $E[f_i^* g_i^*]$ and $E[f_i g_i]$ is

$$E[f_i^* g_i^*] - E[f_i g_i] = E[g_i(f_i^* - f_i)] + E[f_i(g_i^* - g_i)] + E[(f_i^* - f_i)(g_i^* - g_i)]. \quad (7)$$

When $f(\cdot)$ or $g(\cdot)$ is mis-specified, we see from (7) that $E[f_i g_i]$ is a biased approximation of the interested parameter $E[f_i^* g_i^*]$. To reduce the bias on the right-hand side of (7), we will use the empirical residuals $\hat{\varepsilon}_i$ to estimate $f_i^* - f_i$ and \hat{v}_i to estimate $g_i^* - g_i$.

Therefore, we propose the following estimator of I^* :

$$\hat{I} = \sum_{i \in \mathcal{I}_y \cup \mathcal{I}_z} \frac{f(\hat{\beta}_0 + x_i \hat{\beta}) g(\hat{\gamma}_0 + x_i \hat{\gamma})}{N} + \sum_{i \in \mathcal{I}_z} \frac{\hat{v}_i f(\hat{\beta}_0 + x_i \hat{\beta})}{n_z} + \sum_{i \in \mathcal{I}_y} \frac{\hat{\varepsilon}_i g(\hat{\gamma}_0 + x_i \hat{\gamma})}{n_y} - \hat{\mu}_f \hat{\mu}_g, \quad (8)$$

$$\text{where } \hat{\mu}_f = \sum_{i \in \mathcal{I}_y \cup \mathcal{I}_z} \frac{f(\hat{\beta}_0 + x_i \hat{\beta})}{N} + \sum_{i \in \mathcal{I}_y} \frac{\hat{\varepsilon}_i}{n_y}, \quad \hat{\mu}_g = \sum_{i \in \mathcal{I}_y \cup \mathcal{I}_z} \frac{g(\hat{\gamma}_0 + x_i \hat{\gamma})}{N} + \sum_{i \in \mathcal{I}_z} \frac{\hat{v}_i}{n_z}. \quad (9)$$

Here $\hat{\mu}_f$ and $\hat{\mu}_g$ are estimates of $E[f_i^*]$ and $E[g_i^*]$, respectively. The sum of first three terms in \hat{I} is the estimate of $E[f_i^* g_i^*]$. The imputation step makes the first term in \hat{I} an average of N random variables. In general, $N = n_y + n_z - n_o$ with $n_o = |\mathcal{I}_y \cap \mathcal{I}_z|$ denoting the overlapping sample size. When two outcomes are collected from the same group of individuals, we have $\mathcal{I}_y = \mathcal{I}_z$ and $N = n_y = n_z$. When two outcomes are collected from different groups of individuals, we have $\mathcal{I}_y \cap \mathcal{I}_z = \emptyset$ and $N = n_y + n_z$. With two outcomes collected separately, the imputation step is essential because there are no matched pairs, (f_i, g_i) and (f_i, v_i) or (g_i, ε_i) , available from the data.

2.3 Constructing confidence intervals for genetic covariance

To construct the confidence interval for I^* , we are left to devise a variance estimator for \hat{I} . Accounting for model mis-specification, we consider an estimate based on the empirical values rather than the limiting distribution. Denote the centered estimated values as $f^c(x_i \hat{\beta}) = f(\hat{\beta}_0 + x_i \hat{\beta}) - \hat{\mu}_f$ and $g^c(x_i \hat{\gamma}) = g(\hat{\gamma}_0 + x_i \hat{\gamma}) - \hat{\mu}_g$. Let $\mathbb{1}(\cdot)$ represent the indicator function and we define the empirical value $\hat{\Delta}_i$ as

$$\hat{\Delta}_i = \frac{f^c(x_i \hat{\beta}) g^c(x_i \hat{\gamma})}{N} + \frac{\hat{\varepsilon}_i g^c(x_i \hat{\gamma})}{n_y} \mathbb{1}(i \in \mathcal{I}_y) + \frac{\hat{v}_i f^c(x_i \hat{\beta})}{n_z} \mathbb{1}(i \in \mathcal{I}_z). \quad (10)$$

We notice that the proposed estimator \hat{I} can be rewritten as the sum of $\hat{\Delta}_i$, i.e., $\hat{I} = \sum_{i=1}^N \hat{\Delta}_i$. Hence, a natural empirical variance estimator for \hat{I} is

$$\hat{\sigma}^2 = \sum_{i=1}^N (\hat{\Delta}_i - N^{-1}\hat{I})^2. \quad (11)$$

Our proposed $(1 - \alpha) \times 100\%$ two-sided confidence interval for I^* is defined as

$$CI(\alpha) = [\hat{I} - z_{1-\alpha/2}\hat{\sigma}, \hat{I} + z_{1-\alpha/2}\hat{\sigma}], \quad (12)$$

where $z_{1-\alpha/2}$ is the upper $\alpha/2$ quantile of standard normal distribution.

The empirical variance estimator (11) has several advantages. First, the analytical expression of variance is tedious to calculate, if not impossible, but the empirical estimate avoids such a complexity. Second, this variance estimator is robust to model mis-specification. Besides, the method can be easily adapted to different study designs, such as the case-control design in Section 2.4.

We summarize our proposal in Algorithm 1. It is worth mentioning that the proposed method can also be used to estimate the heritability by setting $z_i = y_i$. With data from the same group of individuals, the proposed estimator for heritability generalizes Cai and Guo (2020) to nonlinear outcome models.

Algorithm 1: Estimation and inference for genetic covariance

Input : (y_i, x_i) for $i \in \mathcal{I}_y^0$, (z_i, x_i) for $i \in \mathcal{I}_z^0$, λ_β , λ_γ , confidence level α .

Output: \hat{I} and $CI(\alpha)$.

1. Split \mathcal{I}_y^0 and \mathcal{I}_z^0 to $\tilde{\mathcal{I}}_y, \mathcal{I}_y$ and $\tilde{\mathcal{I}}_z, \mathcal{I}_z$.
 2. Estimate the $\hat{\beta}$ and $\hat{\gamma}$ as in (5) based on samples in $\tilde{\mathcal{I}}_y$ and $\tilde{\mathcal{I}}_z$.
 3. Calculate $\hat{\varepsilon}_i = y_i - f(\hat{\beta}_0 + x_i\hat{\beta})$ for $i \in \mathcal{I}_y$, $\hat{v}_i = z_i - g(\hat{\gamma}_0 + x_i\hat{\gamma})$ for $i \in \mathcal{I}_z$.
Estimate the genetic covariance \hat{I} as in (8).
 4. Calculate $\hat{\Delta}_i$ via (10) and empirical variance estimator $\hat{\sigma}^2$ via (11). Construct the $CI(\alpha)$ as in (12).
-

2.4 Inference for genetic covariance in case-control studies

In case-control studies, the data are collected from retrospective studies based on their outcomes and thus, not *i.i.d.* sampled from the population. To deal with this scenario, we modify the proposed procedure with a weighting method. For simplicity, we consider one binary outcome data set (y_i, x_i) with $i \in \mathcal{I}_y$ is collected from a case-control study and another data set (z_i, x_i)

with $i \in \mathcal{I}_z$ is *i.i.d.* sampled from a prospective cohort study. The idea can be generalized to other cases like two outcomes and genetic data are collected from two different case-control studies.

In a case-control study, the model estimated is $E[y_i|x_i, i \in \mathcal{I}_y]$ instead of the population model $E[y_i|x_i]$. Suppose the population model for the binary outcome is a logistic model, then

$$E[y_i|x_i] = \frac{\exp(\beta_0^* + x_i\beta^*)}{1 + \exp(\beta_0^* + x_i\beta^*)} \text{ and } E[y_i|x_i, i \in \mathcal{I}_y] = \frac{\exp(\beta_0 + x_i\beta)}{1 + \exp(\beta_0 + x_i\beta)},$$

where (β_0^*, β^*) and (β_0, β) are corresponding intercepts and coefficient vectors. According to the logistic model's definition, we have $\beta_0 \neq \beta_0^*$ while $\beta^* = \beta$. Therefore the bias introduced by the case-control data consists of two parts: the estimation of β_0^* and the oversampling distribution of x_i from observed data.

Consider the coefficient estimates $(\hat{\beta}_0, \hat{\beta})$ fitted based on the case-control data. To adjust the biased intercept estimate $\hat{\beta}_0$, a simple correction is

$$\hat{\beta}_0^* = \hat{\beta}_0 + \log[p_1\pi_0/p_0\pi_1],$$

where $p_1 = P(y_i = 1)$ is the prevalence of the cases with $p_0 = 1 - p_1$, and π_1 is the proportions of the cases in case-control data with $\pi_0 = 1 - \pi_1$ (Agresti, 2003; Breslow, 1996; Scott and Wild, 1986). Next we correct the oversampling bias through a weighting approach. Denote $\hat{\beta}^* = \hat{\beta}$ and the weight

$$w_i = \mathbb{1}(i \in \mathcal{I}_z) + \frac{p_0}{\pi_0} \mathbb{1}(y_i = 0) + \frac{p_1}{\pi_1} \mathbb{1}(y_i = 1).$$

We use w_i to down-weight the cases and over-weight controls so that $E[w_i x_i; i \in \mathcal{I}_y] = E[x_i]$. The corresponding weighted estimator is,

$$\begin{aligned} \check{I} &= \sum_{i \in \mathcal{I}_y \cup \mathcal{I}_z} \frac{w_i g(\hat{\gamma}_0 + x_i \hat{\gamma}) f(\hat{\beta}_0^* + x_i \hat{\beta}^*)}{N} + \sum_{i \in \mathcal{I}_y} \frac{w_i \hat{\varepsilon}_i g(\hat{\gamma}_0 + x_i \hat{\gamma})}{n_y} + \sum_{i \in \mathcal{I}_z} \frac{w_i \hat{v}_i f(\hat{\beta}_0^* + x_i \hat{\beta}^*)}{n_z} - \check{\mu}_f \check{\mu}_g \\ \check{\mu}_f &= \sum_{i \in \mathcal{I}_y \cup \mathcal{I}_z} \frac{w_i f(\hat{\beta}_0^* + x_i \hat{\beta}^*)}{N} + \sum_{i \in \mathcal{I}_y} \frac{w_i \hat{\varepsilon}_i}{n_y}, \quad \check{\mu}_g = \sum_{i \in \mathcal{I}_y \cup \mathcal{I}_z} \frac{w_i g(\hat{\gamma}_0 + x_i \hat{\gamma})}{N} + \sum_{i \in \mathcal{I}_z} \frac{w_i \hat{v}_i}{n_z}. \end{aligned}$$

Apparently, the estimator \hat{I} in (8) is a special case of \check{I} with $\pi_1 = p_1$. By replacing $\hat{\mu}_f, \hat{\mu}_g$ with $\check{\mu}_f, \check{\mu}_g$, we denote the centered estimated values as $f^c(x_i \hat{\beta}^*) = f(\hat{\beta}_0^* + x_i \hat{\beta}^*) - \check{\mu}_f$ and $g^c(x_i \hat{\gamma}) = g(\hat{\gamma}_0 + x_i \hat{\gamma}) - \check{\mu}_g$. Then for

$$\check{\Delta}_i = \frac{f^c(x_i \hat{\beta}^*) g^c(x_i \hat{\gamma})}{N} + \frac{\hat{\varepsilon}_i g^c(x_i \hat{\gamma})}{n_y} \mathbb{1}(i \in \mathcal{I}_y) + \frac{\hat{v}_i f^c(x_i \hat{\beta}^*)}{n_z} \mathbb{1}(i \in \mathcal{I}_z),$$

\check{I} can be expressed as a weighted sum $\check{I} = \sum_{i \in \mathcal{I}_y \cup \mathcal{I}_z} w_i \check{\Delta}_i$. To estimate the variance of \check{I} , we rewrite \check{I} as the sum of three independent components,

$$\check{I} = \frac{p_0}{\pi_0} \check{I}_{y_0} + \frac{p_1}{\pi_1} \check{I}_{y_1} + \check{I}_z, \text{ where } \check{I}_{y_0} = \sum_{i \in \mathcal{I}_y, y_i=1} \check{\Delta}_i, \quad \check{I}_{y_1} = \sum_{i \in \mathcal{I}_y, y_i=0} \check{\Delta}_i, \quad \check{I}_z = \sum_{i \in \mathcal{I}_z} \check{\Delta}_i.$$

The variance of \check{I}_{y_0} , \check{I}_{y_1} , and \check{I}_z are estimated empirically as $\check{\sigma}_{y_0}^2$, $\check{\sigma}_{y_1}^2$, and $\check{\sigma}_z^2$, respectively. It leads to the variance estimates of \check{I} as

$$\check{\sigma}^2 = \left(\frac{p_0}{\pi_0}\right)^2 \check{\sigma}_{y_0}^2 + \left(\frac{p_1}{\pi_1}\right)^2 \check{\sigma}_{y_1}^2 + \check{\sigma}_z^2.$$

The confidence interval for I^* can be constructed as (12) based on \check{I} and $\check{\sigma}^2$.

2.5 Inference for the narrow-sense genetic covariance under linear working models

If the narrow-sense genetic covariance $\beta^\top \Sigma \gamma$ is used, then its estimation and inference can be achieved by choosing the working models $f(\hat{\beta}_0 + x_i \hat{\beta}) = \hat{\beta}_0 + x_i \hat{\beta}$ and $g(\hat{\gamma}_0 + x_i \hat{\gamma}) = \hat{\gamma}_0 + x_i \hat{\gamma}$. In this case, \hat{I} can be viewed as a de-biased estimator of $\beta^\top \Sigma \gamma$. Since the linear working models may be mis-specified, the proposed empirical variance estimator $\hat{\sigma}^2$ is crucial. This is different from the setting of correctly specified linear models, where inference methods can be derived based on the limiting distribution (Janson et al., 2017; Cai and Guo, 2020).

3 Asymptotic normality and robustness

We study the theoretical properties of our proposal for inference on I^* . Section 3.1 provides statistical guarantees for the proposed estimation and inference methods when the models are correctly specified. Section 3.2 investigates the robustness of the proposed methods when $f^*(x_i)$ or $g^*(x_i)$ is mis-specified.

We denote the sparsity of working parameters as $s_\beta = |\text{supp}(\beta)| + \mathbb{1}(\beta_0 = 0)$ and $s_\gamma = |\text{supp}(\gamma)| + \mathbb{1}(\gamma_0 = 0)$ for the coefficients defined in (4). We state the following assumptions for theoretical analysis.

Assumption 1. *The genetic variants x_i are i.i.d. samples with mean zero, $\mathbb{E}(x_i^\top x_i) = \Sigma$, and bounded sub-Gaussian norm. The eigenvalues of Σ satisfy $C \leq \lambda_{\min}(\Sigma) \leq \lambda_{\max}(\Sigma) \leq C^{-1} < \infty$.*

Assumption 2. *The outcomes y_i and z_i are sub-Gaussian random variables with the bounded*

sub-Gaussian norm. The error terms ε_i^* and v_i^* are sub-Gaussian random variables with mean zero and the bounded sub-Gaussian norm. Besides, $\text{Var}(\varepsilon_i^*) \geq c_1 > 0$ and $\text{Var}(v_i^*) \geq c_1 > 0$.

Assumption 3. The functions $F(t)$ and $G(t)$ are twice differentiable with $f(t) = F'(t)$ and $g(t) = G'(t)$. The derivatives of $f(t)$ and $g(t)$ are uniformly bounded, i.e., $|f'(\cdot)| \leq C < \infty$ and $|g'(\cdot)| \leq C < \infty$. Moreover, $f'(t)$ and $g'(t)$ satisfy the Lipschitz condition for a positive constant $L > 0$,

$$\max_{i \in \mathcal{I}_y^0 \cup \mathcal{I}_z^0} |f'(\beta_0 + x_i \beta) - f'(\beta_0 + x_i \beta + \theta)| \leq L|\theta|, \quad \max_{i \in \mathcal{I}_y^0 \cup \mathcal{I}_z^0} |g'(\gamma_0 + x_i \gamma) - g'(\gamma_0 + x_i \gamma + \theta)| \leq L|\theta|.$$

Assumption 1 assumes sub-Gaussian designs. Assumption 2 assumes outcomes and error terms are sub-Gaussian. Assumption 3 imposes mild regularity conditions on the link functions. The boundedness assumption on $f'(t)$ and $g'(t)$ has also been used in Negahban et al. (2012) and Loh and Wainwright (2015). The Lipschitz continuity for $f'(t)$ and $g'(t)$ is also required in Van de Geer et al. (2014) for inference in the high-dimensional GLMs. Simple calculations show that the standard linear model, logistic model, and multinomial logistic model satisfy Assumption 3.

3.1 Theoretical properties under correct model specification

In Theorem 1, we first present the convergence rate of the proposed estimator when both models are correctly specified.

Theorem 1 (Convergence rate under correct model specification). *Suppose both models are correctly specified, i.e., $f^*(x_i) = f(\beta_0 + x_i \beta)$ and $g^*(x_i) = g(\gamma_0 + x_i \gamma)$. Assume Assumptions 1 - 3, $\max\{s_\beta \lambda_\beta^2, s_\gamma \lambda_\gamma^2\} = o(1)$. Then with probability at least $1 - p^{-c_0} - Ce^{-t^2}$,*

$$|\hat{I} - I^*| \lesssim \underbrace{(n_z^{-1/2} + n_y^{-1/2})}_{\text{Variance term}} t + R_n, \quad (13)$$

where R_n is

$$R_n = \sqrt{s_\beta s_\gamma} \frac{\log p}{\sqrt{n_z n_y}} + o(n_y^{-1/2} + n_z^{-1/2}).$$

Theorem 1 establishes the convergence rate of the proposed estimator when both models are correctly specified. The condition $\max\{s_\beta \lambda_\beta^2, s_\gamma \lambda_\gamma^2\} = o(1)$ guarantees the prediction consistency for both models, which is a mild condition. The magnitude of variance term is determined by the minimum sample size for two responses $\min\{n_y, n_z\}$. The order of estimation bias R_n is determined by the errors in $\hat{\beta}$ and $\hat{\gamma}$.

Next, we establish the asymptotic normality of the proposed estimator. Let I_n denote a counterpart of \hat{I} based on the population parameters β and γ . That is,

$$I_n = \sum_{i \in \mathcal{I}_y \cup \mathcal{I}_z} \frac{f^c(\beta_0 + x_i \beta) g^c(\gamma_0 + x_i \gamma)}{N} + \sum_{i \in \mathcal{I}_z} \frac{v_i f^c(\beta_0 + x_i \beta)}{n_z} + \sum_{i \in \mathcal{I}_y} \frac{\varepsilon_i g^c(\gamma_0 + x_i \gamma)}{n_y}, \quad (14)$$

where $f^c(\beta_0 + x_i \beta) = f(\beta_0 + x_i \beta) - \mu_f$ and $g^c(\gamma_0 + x_i \gamma) = g(\gamma_0 + x_i \gamma) - \mu_g$. In fact, the variance of I_n is the asymptotic variance of \hat{I} . Let $n_{\max} = \max(n_y, n_z)$.

Theorem 2 (Asymptotic normality under correct model specification). *Suppose both models are correctly specified. Assume Assumptions 1 - 3 and $\min \{\text{Var}(f^*(x_i)), \text{Var}(g^*(x_i))\} \geq c > 0$. If*

$$\max\{s_\beta \lambda_\beta^2, s_\gamma \lambda_\gamma^2\} = o(1) \text{ and } \sqrt{s_\beta s_\gamma} = o\left(\frac{\sqrt{n_{\max}}}{\log p}\right), \quad (15)$$

then $R_n / \sqrt{\text{Var}(I_n)} = o(1)$ and

$$\frac{\hat{I} - I^*}{\sqrt{\text{Var}(I_n)}} \xrightarrow{d} N(0, 1). \quad (16)$$

We show in Theorem 2 that the proposed estimator \hat{I} is asymptotically normal under the given conditions. The asymptotic variance $\text{Var}(I_n)$ is of order $1 / \min\{n_y, n_z\}$ as shown in Theorem 1. The condition that $\min \{\text{Var}(f^*(x_i)), \text{Var}(g^*(x_i))\}$ is bounded away from zero ensures the variations of two outcomes are sufficiently explained by the variants x_i . This condition is the foundation of further discussion on genetic covariance and it guarantees that the variance of $\sqrt{\min\{n_y, n_z\}} \hat{I}$ is bounded away from zero. We provide more discussion on the sparsity condition in (15). If $s_\beta \asymp s_\gamma$ and $n_y \asymp n_z$, the condition in (15) reduces to $s_\beta = o(\sqrt{n_y} / \log p)$ and $s_\gamma = o(\sqrt{n_z} / \log p)$, which are the so-called ultra-sparse conditions. If $s_\beta \gg s_\gamma$ and $n_y \gg n_z$, then a sufficient condition for (15) is $s_\beta = O(n_y / \log p / \sqrt{n_z})$ and $s_\gamma = o(\sqrt{n_z} / \log p)$. That is, if the relatively small sparsity s_γ is in the ultra-sparse regime, then the relatively large sparsity s_β can be beyond the ultra-sparse regime. Hence, the condition in (15) puts a milder condition on the relatively large sparsity when the sample sizes are unbalanced.

Next, we prove the consistency of $\hat{\sigma}^2$ defined in (11) and the asymptotic validity of the proposed confidence interval $CI(\alpha)$ defined in (12).

Theorem 3 (Asymptotic validness of the proposed confidence interval). *Under the same conditions of Theorem 2, for the proposed variance estimator $\hat{\sigma}^2$ and confidence interval $CI(\alpha)$, it*

holds that

$$|\hat{\sigma}^2/\text{Var}(I_n) - 1| = o_p(1) \quad \text{and} \quad \lim_{n_y, n_z \rightarrow \infty} \mathbb{P}(I^* \in CI(\alpha)) = 1 - \alpha. \quad (17)$$

3.2 Robustness to model mis-specification

In practice, the working models are specified by the researchers, and estimates may be biased if the assumed working models are poor approximations of $f^*(x)$ and $g^*(x)$. In this subsection, we prove the robustness of the proposed method when the working models are possibly mis-specified.

Recall that I_n in (14) is the counterpart of \hat{I} based on the population parameters β and γ , and the expectation of I_n is

$$\mathbb{E}[I_n] = \mathbb{E}[f^c(\beta_0 + x_i\beta)g^c(\gamma_0 + x_i\gamma) + \varepsilon_i g^c(\gamma_0 + x_i\gamma) + v_i f^c(\beta_0 + x_i\beta)]. \quad (18)$$

We see that $\mathbb{E}[I_n]$ is different from the true parameter I^* in general when $f(\cdot)$ or $g(\cdot)$ is mis-specified. In the next proposition, we reveal the doubly robustness of $\mathbb{E}[I_n]$ for approximating I^* .

Proposition 1 (Doubly robustness property of $\mathbb{E}[I_n]$). *Under Assumption 1, for $\mathbb{E}[I_n]$ defined in (18) and true parameter I^* defined in (2), it holds that*

$$I^* - \mathbb{E}[I_n] = \mathbb{E}[(g(\gamma_0 + x_i\gamma) - g^*(x_i))(f(\beta_0 + x_i\beta) - f^*(x_i))].$$

If at least one conditional mean model is correctly specified, i.e., $f^(x_i) = f(\beta_0 + x_i\beta)$ or $g^*(x_i) = g(\gamma_0 + x_i\gamma)$, then*

$$\mathbb{E}[I_n] = I^*.$$

Proposition 1 shows that the true parameter I^* and $\mathbb{E}[I_n]$ are equivalent if at least one conditional mean model is correctly specified. This property comes from the fact that we leverage the residuals to “de-bias” in $\mathbb{E}[I_n]$. That is, we use the last two terms on the right-hand side of (18) to correct the potential bias of the first term. This doubly robustness property precludes the robustness of \hat{I} to model mis-specification under certain conditions.

In the next theorem, we first justify the consistency of \hat{I} if at least one model is correctly specified.

Theorem 4 (Consistency of \hat{I} when $f^*(x_i) = f(\beta_0 + x_i\beta)$). *Assume that $f^*(x_i) = f(\beta_0 + x_i\beta)$*

and $g^*(x_i) \neq g(\gamma_0 + x_i\gamma)$. If Assumptions 1 - 3 and $\max(s_\beta\lambda_\beta^2, s_\gamma\lambda_\gamma^2) = o(1)$ hold, then

$$|\hat{I} - I^*| = o_p(1). \quad (19)$$

Theorem 4 establishes the consistency of \hat{I} when at least one working model is correctly specified under the mild condition $\max(s_\beta\lambda_\beta^2, s_\gamma\lambda_\gamma^2) = o(1)$. We mention that s_γ is the sparsity of the coefficient vector in the mis-specified model rather than the true model parameter.

Although the population-level equivalence of $E[I_n]$ and I^* holds with one correctly specified model, it does not imply that all the properties of \hat{I} directly hold in this case. This is because model mis-specification can invalidate some moment equations and the remaining bias, $\hat{I} - I_n$, can be larger under model mis-specification. For example, $E[v_i|x_i] = 0$ when $g^*(\cdot) = g(\cdot)$ but we only have $E[v_ix_i] = 0$ when $g^*(\cdot) \neq g(\cdot)$.

We next consider a special case of mis-specification, where we have one linear model correctly specified, $f^*(x_i) = f(\beta_0 + x_i\beta) = \beta_0 + x_i\beta$, and $g(\gamma_0 + x_i\gamma)$ can be nonlinear and mis-specified. In this case, the simple linear form of the correctly specified $f^*(x_i)$ guarantees the moment condition $E[v_if^*(x_i)] = E[v_i(\beta_0 + x_i\beta)] = 0$, which further allows us to derive the asymptotic normality of \hat{I} as follows.

Theorem 5 (Asymptotic normality with $f^*(x_i) = \beta_0 + x_i\beta$). Assume $f^*(x_i) = f(\beta_0 + x_i\beta) = \beta_0 + x_i\beta$ and $g^*(x_i) \neq g(\gamma_0 + x_i\gamma)$. Suppose that Assumptions 1 - 3, $\max(s_\beta\lambda_\beta^2, s_\gamma\lambda_\gamma^2) = o(1)$, and $\min\{\text{Var}(f(x_i\beta)), \text{Var}(g(x_i\gamma))\} \geq c > 0$ hold. If

$$s_\beta = o\left(\frac{n_{\max}^{1/2}}{\log p}\right) \text{ and } s_\gamma = O\left(\frac{n_z^{2/3}}{\log p}\right), \quad (20)$$

then for \hat{I} defined in (8), it holds that

$$\frac{\hat{I} - I^*}{\sqrt{\text{Var}(I_n)}} \xrightarrow{d} N(0, 1), \quad \lim_{n_y, n_z \rightarrow \infty} \mathbb{P}(I^* \in CI(\alpha)) = 1 - \alpha.$$

In Theorem 5, we prove the asymptotic normality of \hat{I} under certain conditions. In some cases, s_γ is likely to be large due to the model mis-specification. The condition in (20) makes a mild assumption on the sparsity of the possibly mis-specified GLM, s_γ , and a relatively stronger assumption on the sparsity for the correctly specified linear model, s_β . Specifically, the condition on s_β is no stronger than the ultra-sparse condition. The condition on s_γ is much weaker than the ultra-sparse condition and is relatively mild for statistical inference. We comment that the condition in (15) is also a sufficient condition, but the condition in (20) is weaker with large s_γ .

Hence, the condition in (20) is more informative with model mis-specification.

Theorem 5 indicates that the genetic covariance with at least one true linear outcome can be robustly inferred based on \hat{I} . A typical example for this setting is to estimate the genetic covariance between a gene expression outcome y_i and complex trait z_i . The complex trait z_i is related with genotypes x_i through a complex function $g^*(x_i)$, while the gene expression y_i , directly regulated by genotypes, is usually modeled by a linear function. If the linear model for the gene expression is correct, then our proposal is robust to the model choices for the complex trait z_i .

4 Narrow-sense genetic covariance

Another parameter of interest is the narrow-sense genetic covariance $\beta^\top \Sigma \gamma$, where β and γ are defined via (3) by choosing the linear working models $f(\beta_0 + x_i \beta) = \beta_0 + x_i \beta$ and $g(\gamma_0 + x_i \gamma) = \gamma_0 + x_i \gamma$. In this subsection, we demonstrate that our proposal in Section 2 with linear working models can be used to estimate and make inferences for $\beta^\top \Sigma \gamma$.

To see the connection between \hat{I} and $\beta^\top \Sigma \gamma$, we first prove the following proposition.

Proposition 2 (The equivalence of $E[I_n]$ and narrow-sense genetic covariance in linear working models). *Under Assumption 1, $E[I_n] = \beta^\top \Sigma \gamma$ for $E[I_n]$ defined in (18), where β and γ are defined via (3) with linear $f(\cdot)$ and $g(\cdot)$.*

Recall that $E[I_n]$ is the probabilistic limit of \hat{I} when $\hat{\beta}$ and $\hat{\gamma}$ converge. Proposition 2 implies that \hat{I} with linear working models converges to the narrow-sense genetic covariance $\beta^\top \Sigma \gamma$ as long as $\hat{\beta}$ and $\hat{\gamma}$ converge, no matter the working models are correctly specified or not. This result is a direct consequence of $E[v_i x_i] = 0$ and $E[\varepsilon_i x_i] = 0$ for linear working models. Next, we establish the asymptotic normality of \hat{I} with linear working models for $\beta^\top \Sigma \gamma$.

Theorem 6 (Asymptotic normality for narrow-sense genetic covariance). *Consider \hat{I} with linear working models $f(\beta_0 + x_i \beta) = \beta_0 + x_i \beta$ and $g(\gamma_0 + x_i \gamma) = \gamma_0 + x_i \gamma$. Suppose that Assumptions 1 - 3, $\max(s_\beta \lambda_\beta^2, s_\gamma \lambda_\gamma^2) = o(1)$, and $\min\{\beta^\top \Sigma \beta, \gamma^\top \Sigma \gamma\} \geq c > 0$ are satisfied. If*

$$(i) \ s_\beta = o\left(\frac{n_{\max}^{1/2}}{\log p}\right) \text{ and } s_\gamma = O\left(\frac{n_z^{3/4}}{\log p}\right); \text{ or } (ii) \ s_\gamma = o\left(\frac{n_{\max}^{1/2}}{\log p}\right) \text{ and } s_\beta = O\left(\frac{n_y^{3/4}}{\log p}\right) \quad (21)$$

then

$$\frac{\hat{I} - \beta^\top \Sigma \gamma}{\sqrt{\text{Var}(I_n)}} \xrightarrow{d} N(0, 1), \quad \lim_{n_y, n_z \rightarrow \infty} \mathbb{P}(\beta^\top \Sigma \gamma \in CI(\alpha)) = 1 - \alpha.$$

Theorem 6 shows that \hat{I} with two linear working models provides asymptotically valid inference on the narrow-sense genetic covariance, no matter the linear models are correctly specified or not. Thanks to the simple linear form, for the larger sparsity, say, s_β , we get a weak condition $s_\beta = O(n_y^{3/4}/\log p)$ for asymptotic normality. Comparing with the results in Section 3, we see the inference for the bilinear form $\beta^\top \Sigma \gamma$ requires weaker conditions than the inference for the general quadratic functional I^* . Given the wide usage of the additive genetic covariance, \hat{I} is a robust choice in those applications.

As a byproduct, Proposition 1 and Proposition 2 together reveal the connection between the bilinear functional $\beta^\top \Sigma \gamma$ and I^* , stated as follows.

Corollary 1 (Equivalence of genetic covariance and narrow-sense genetic covariance). *Under Assumption 1, for β and γ defined via (3) with linear $f(\cdot)$ and $g(\cdot)$, $I^* = \beta^\top \Sigma \gamma$ when at least one model is correctly specified.*

Corollary 1 implies that the narrow-sense genetic covariance reflects the total genetic covariance when at least one outcome is linear. When both true models are nonlinear, $\beta^\top \Sigma \gamma$ and I^* are different parameters. Specifically, the difference is quantified by Proposition 1, i.e., $I^* - \beta^\top \Sigma \gamma = E[(f^*(x_i) - \beta_0 - x_i \beta)(g^*(x_i) - \gamma_0 - x_i \gamma)]$. The difference indeed reflects the genetic covariance due to the non-additive genetic effects (Hivert et al., 2021).

5 Simulation Studies

The numerical performance of the proposed procedure is studied in this section. In each experiment, we repeat the simulations 300 times. Predictors (x_{i1}, \dots, x_{ip}) are generated from the multivariate normal distribution $\mathcal{N}(0, \Sigma)$ with $\Sigma_{ij} = 0.6^{|i-j|}$. Besides, in Section 5.4, we also simulate x_i as the genotype data. With specified working models $f(\cdot)$ and $g(\cdot)$, the estimations of $(\hat{\beta}_0, \hat{\beta})$ and $(\hat{\gamma}_0, \hat{\gamma})$ are implemented by the R package **glmnet** and 10-fold cross-validation is used to select the tuning parameter λ_β and λ_γ .

Though the theoretical results are proved under the sample splitting framework, we observe the proposed approach without sample splitting achieves uniformly better performance in numerical experiments. Hence, we present the results without sample splitting in this section. The estimator's performance using sample splitting can be found in the supplementary materials.

5.1 Performance under correctly specified models

In this section, correctly specified models for continuous and binary outcomes are considered. The continuous outcomes are generated by following linear models

$$y_i = \beta_0 + x_i\beta + \varepsilon_i^* \text{ and } z_i = \gamma_0 + x_i\gamma + v_i^*. \quad (22)$$

We set the intercepts as $\beta_0 = \gamma_0 = 0$. For coefficients $\beta = (\beta_1, \dots, \beta_p)$ and $\gamma = (\gamma_1, \dots, \gamma_p)$, $\beta_j = 1$ for $1 \leq j \leq s_\beta$, $\gamma_j = 1$ for $1 \leq j \leq s_\gamma$ and other elements are 0. Then, we rescale β and γ such that $\text{Var}(x_i\beta) = 4$ and $\text{Var}(x_i\gamma) = 4$. The error terms ε_i^* and v_i^* are generated from the bivariate normal distribution

$$\begin{pmatrix} \varepsilon_i^* \\ v_i^* \end{pmatrix} \sim N \left(\begin{pmatrix} 0 \\ 0 \end{pmatrix}, \begin{pmatrix} 1 & 0.4 \\ 0.4 & 1 \end{pmatrix} \right). \quad (23)$$

The performance of the proposed inference method is present in Table 1 where different sparsity parameters $(s_\beta, s_\gamma) \in \{(0, 5), (5, 5), (5, 30), (30, 30)\}$ are considered.

The binary outcomes (y_i, z_i) are generated by logistic models,

$$\Pr(y_i = 1|x_i) = \frac{\exp(\beta_0 + x_i\beta)}{1 + \exp(\beta_0 + x_i\beta)}, \quad \Pr(z_i = 1|x_i) = \frac{\exp(\gamma_0 + x_i\gamma)}{1 + \exp(\gamma_0 + x_i\gamma)}. \quad (24)$$

The intercepts are set to be $\beta_0 = \gamma_0 = 0$. For coefficient vectors β and γ , we set $\beta_j \sim N(0, 1)$ for $1 \leq j \leq s_\beta$ and $\gamma_j \sim N(0, 1)$ for $1 \leq j \leq s_\gamma$. We rescale β and γ such that $\beta^\top \Sigma \beta = 6.25$ and $\gamma^\top \Sigma \gamma = 6.25$. The numerical results are summarized in Table 2.

In Table 1 and 2, we compare the coverage probabilities and standard errors based on the proposed method across different sparsity levels, sample sizes, overlapping settings and outcome types. With fixed sparsity parameters (s_β, s_γ) , the performance of the proposed method gets better as the sample size increases and the coverage probabilities of the confidence intervals are close to the nominal level. By comparing different sparsity settings, we note the performance under $(s_\beta, s_\gamma) = (30, 30)$ is worse than the performance under $(s_\beta, s_\gamma) = (5, 5)$ due to larger estimation bias when the sample sizes are small. However, for the case $(s_\beta, s_\gamma) = (5, 30)$, the coverage probabilities are still close to the nominal level even if γ is not ultra-sparse. The results clearly support our argument that the proposed method does not require both models to have ultra-sparse coefficient vectors for valid inference. With respect to the difference between the overlapping and non-overlapping settings under the same size n_y and n_z , the standard errors (SE) in the overlapping case are larger than the standard errors in the non-overlapping case. This

Table 1: Performance of the proposed method for the continuous outcome scenario when correctly specified liner models are fitted. Each row reports empirical coverage probabilities and average standard errors (SE) based on the proposed method in the different sparsity and sample size settings. The columns indexed by “Overlap” and “No Overlap” denote the settings where the two data sets are from the same samples and from different samples, respectively.

(n_y, n_z)	(s_β, s_γ)	Overlap		No Overlap	
		Coverage	SE	Coverage	SE
(200,200)	(0,5)	0.910	0.127	0.940	0.121
	(5,5)	0.933	0.445	0.883	0.322
	(5,30)	0.937	0.355	0.850	0.259
	(30,30)	0.917	0.437	0.623	0.293
(400,400)	(0,5)	0.920	0.091	0.957	0.090
	(5,5)	0.947	0.319	0.920	0.235
	(5,30)	0.940	0.256	0.927	0.193
	(30,30)	0.917	0.313	0.817	0.223
(200,600)	(0,5)	0.950	0.127	0.950	0.127
	(5,5)	0.930	0.278	0.917	0.245
	(5,30)	0.907	0.229	0.940	0.204
	(30,30)	0.767	0.264	0.670	0.227
(800,800)	(0,5)	0.917	0.067	0.957	0.067
	(5,5)	0.917	0.228	0.937	0.169
	(5,30)	0.943	0.183	0.957	0.141
	(30,30)	0.923	0.224	0.870	0.163

is explained by the different union data sizes N in I_n defined in (14). Therefore, in the non-overlapping case with small sample sizes, the coverage probabilities are also lower due to shorter confidence intervals.

5.2 Robustness under model mis-specification

We next evaluate the robustness property of the proposed approach under model mis-specification. For the continuous outcome z_i , we generate it with the true linear model $g^*(x_i) = x_i\gamma$ as above with the sparsity parameter s_γ . Then the outcome z_i is fitted by the correct linear model. For the outcome y_i , we consider two different generating functions and then fit the data with mis-specified models:

- (1) We generate the binary outcome y_i from the probit model (also known as the liability

Table 2: Performance of the proposed method for binary outcomes when correctly specified logistic models are fitted. Each row reports empirical coverage probabilities and average standard errors (SE) based on the proposed method in the different sparsity and sample size settings. The columns indexed by “Overlap” and “No Overlap” denote the settings where the two data sets are from the same samples and from different samples, respectively.

(n_y, n_z)	(s_β, s_γ)	Overlap		No Overlap	
		Coverage	SE	Coverage	SE
(400,400)	(0,5)	0.950	0.0069	0.963	0.0066
	(5,5)	0.930	0.0093	0.890	0.0078
	(5,30)	0.940	0.0091	0.910	0.0076
	(30,30)	0.923	0.0087	0.843	0.0070
(200,600)	(0,5)	0.953	0.0100	0.943	0.0097
	(5,5)	0.913	0.0091	0.867	0.0085
	(5,30)	0.943	0.0090	0.923	0.0082
	(30,30)	0.877	0.0087	0.863	0.0080
(800,800)	(0,5)	0.947	0.0052	0.943	0.0051
	(5,5)	0.930	0.0068	0.913	0.0059
	(5,30)	0.953	0.0067	0.933	0.0058
	(30,30)	0.890	0.0065	0.910	0.0055

model) with

$$y_i = \mathbb{1}(y_i^l > 0) \quad \text{where} \quad y_i^l = x_i \beta + \varepsilon_i^l.$$

The error terms (ε_i^l, v_i^*) and coefficients β are the same as in Table 1 of Section 5.1. In this case, $f^*(x_i) = \Phi(x_i \beta)$ where $\Phi(\cdot)$ is the standard normal distribution CDF. The binary outcome y_i is fitted by a linear working model and a logistic model, respectively. To account for an unbalanced sparsity setting between the mis-specified model and correctly specified linear model, we set $(s_\beta, s_\gamma) = (10, 2)$.

- (2) We generate the continuous outcome y_i by a nonlinear function

$$f^*(x_i) = -5 + 2 \sin(\pi x_{i1} x_{i2}) + 4(x_{i3} - 0.5)^2 + 2x_{i,5} + x_{i6}. \quad (25)$$

Error terms ε_i^* and v_i^* are generated via (23). The nonlinear function is also studied in Bühlmann et al. (2015). The outcome y_i is fitted by a linear working model. For the correctly specified linear model $g^*(x_i) = x_i \gamma$, we set $s_\gamma = 5$.

The results for settings (1) and (2) are summarized in Table 3. The results show the cover-

Table 3: Performance of the proposed method with mis-specified $f^*(x_i)$ and correctly specified linear $g^*(x_i)$. Each row reports empirical coverage probabilities and average standard errors (SE) based on the proposed method in the different model specification and sample size settings. The columns indexed by “Overlap” and “No Overlap” denote the settings where the two data sets are from the same samples and from different samples, respectively.

$f^*(x_i)$	$f(x_i \beta)$	(n_y, n_z)	Overlap		No Overlap	
			Coverage	SE	Coverage	SE
probit	linear	(200,200)	0.947	0.065	0.883	0.054
		(400,400)	0.943	0.047	0.927	0.040
		(200,800)	0.913	0.047	0.920	0.046
		(800,800)	0.953	0.033	0.937	0.029
	expit	(200,200)	0.913	0.066	0.913	0.052
		(400,400)	0.950	0.047	0.917	0.039
		(200,800)	0.880	0.042	0.863	0.040
		(800,800)	0.923	0.034	0.943	0.028
nonlinear	linear	(200,200)	0.923	1.476	0.907	1.298
		(400,400)	0.947	1.066	0.920	0.995
		(800,800)	0.913	0.778	0.930	0.748

age probabilities of the proposed approach are still close to the nominal level in different mis-specification settings, and as the sample size increases, the performance gets better. Especially in the setting (1), we consider unbalanced sparsity parameters for the mis-specified binary outcome model with $s_\beta = 10$ and correctly specified linear model with $s_\gamma = 2$. The proposed method still achieves good performance even if we have small sample sizes, such as $n_y = 200$, for the less sparse mis-specified model. These results support our conclusion that the inference of genetic covariance between the linear outcome and the nonlinear outcome is robust to the nonlinear function specification.

5.3 Narrow-sense genetic covariance

We next evaluate the performance of the proposed estimator on estimating and inference for the narrow-sense genetic covariance. Two outcomes y_i and z_i are both generated with nonlinear $f^*(x_i)$ and $g^*(x_i)$ and fitted by linear working models. The genetic variants x_i and error terms ε_i^* and v_i^* follow the same generation procedure in Table 1 of Section 5.1.

We consider $m_1(x_i)$ and $m_2(x_i)$ presented in Bühlmann et al. (2015) as true models: $m_1(x_i)$

is the same as (25) and $m_2(x_i)$ is

$$m_2(x_i) = 2 \sin(\pi/2x_{i1})x_{i2} + 2x_{i3}^3/5 + 2x_{i5} + x_{i6}/3, \quad (26)$$

In $m_1(x_i)$, the parameter in linear working model is $(0, 0, -4, 0, 2, 1, 0, \dots, 0)$ with sparsity 3. In $m_2(x_i)$, the parameter in linear working model is $(0, 0, 1.2, 0, 2, 1, 0, \dots, 0)$ with sparsity 3.

Two different cases are considered. In the first case, we let $f^*(x_i) = m_2(x_i)$ and $g^*(x_i) = m_1(x_i)$, and the narrow-sense genetic covariance is $\beta^\top \Sigma \gamma = -0.02$. In the second case, we let $f^*(x_i) = g^*(x_i) = m_2(x_i)$ and the corresponding narrow-sense genetic covariance is $\beta^\top \Sigma \gamma = 11.1$. The results are summarized in Table 4. The results show that even though both linear working models are mis-specified, the proposed approach still achieves satisfying performance with large sample sizes. We also notice that the model mis-specification has large effects on the choice of tuning parameters via cross-validation. This may explain why the coverage probabilities in Table 4 are a little bit lower than the coverage probabilities in Table 1 with sparsity parameters $(s_\beta, s_\gamma) = (5, 5)$ under correctly specified linear models.

Table 4: Performance of the proposed procedure with mis-specified linear working models in estimating narrow-sense genetic covariance. The true underlying models of two outcomes, $m_1(x_i)$ and $m_2(x_i)$, are both nonlinear functions defined via (25) and (26). Each row reports empirical coverage probabilities and average standard errors (SE) based on the proposed method in the different model specification and sample size settings. The columns indexed by “Overlap” and “No Overlap” denote the settings where the two data sets are from the same samples and from different samples, respectively.

$(f^*(x_i), g^*(x_i))$	(n_y, n_z)	Overlap		No Overlap	
		Coverage	SE	Coverage	SE
$(m_2(x_i), m_1(x_i))$	(200,200)	0.880	2.399	0.880	1.939
	(400,400)	0.913	1.776	0.920	1.500
	(200,600)	0.880	2.031	0.900	1.891
	(800,800)	0.927	1.234	0.893	1.116
$(m_2(x_i), m_2(x_i))$	(200,200)	0.930	1.657	0.883	1.088
	(400,400)	0.913	1.152	0.927	0.814
	(200,600)	0.923	1.043	0.900	0.848
	(800,800)	0.957	0.842	0.930	0.594

5.4 Case-control and simulated genotype data

In this subsection, the performance of the proposed procedure is evaluated with the case-control data and simulated genotype data. Consider one binary outcome data set (y_i, x_i) generated from the logistic model (24) and the continuous outcome data set (z_i, x_i) generated from a linear model. The generation process of the linear outcome is the same as Table 1 of Section 5.1. For the case-control data, we first generate unbalanced binary outcomes by setting $\beta_0 = -1$ and then select a subset of samples with $n_y/2$ cases and $n_y/2$ controls. Still we generate the nonzero elements of γ and β from $N(0, 1)$ and rescale them such that $\text{Var}(x_i\beta) = 6.25$ and $\text{Var}(x_i\gamma) = 6.25$.

Apart from simulating x_i from multivariate Gaussian distribution as above, we also generate the genotype data x_i based on the real linkage disequilibrium (LD) structure using R package `sim1000G`. To simulate the real genotype data, we start with 297 European individuals in the 1000 Genomes Project and choose 800 SNPs with minor allele frequency greater than 5% along the chromosome 1:60-70M region as the reference panel. Then x_i is generated according to the reference. Additionally, to mimic the real setting, the location of nonzero elements of β and γ is randomly assigned. The results are summarized in Table 5, which shows the coverage probabilities of the proposed estimator are close to the nominal level in the case-control setting.

6 Real data application

6.1 Description of the data

In this section, we analyze an outbred Carworth Farms (CFW) White mice data set reported in Parker et al. (2016) and study the overlapping genetic effects between the behavioral and physiological traits. These mice were obtained from the Charles River Laboratories facility in Portage, Michigan, USA, with only one mouse from each litter to avoid siblings. According to Parker et al. (2016), no widespread population structure or cryptic relatedness was detected in the CFW mice and therefore, we view these mice as independent of each other. The primary pre-processing of phenotypes and genotypes, including outliers removal and basic transformation, was conducted using the original paper’s codes.

Each CFW mouse was phenotyped for behavioral traits, bone and muscle traits, and other physiological traits, including fasting glucose levels, body weight, tail length and testis weight. The behavioral traits consist of conditioned fear, methamphetamine (MA) sensitivity and pre-pulse inhibition phenotypes. The bone or muscle traits include the weight of five hindlimb muscles and a binary trait that signals abnormally high bone mineral density. After the pre-processing,

Table 5: Performance of the proposed method with the case-control data and simulated genotype data. The binary outcome data set (y_i, x_i) is simulated case-control data and the continuous outcome data set (z_i, x_i) is from the cohort study. In addition to the normally distributed x_i , we also simulate the genotypes based on the real LD structure. Each row reports empirical coverage probabilities and average standard errors (SE) based on the proposed method in the different model specification and sample size settings.

(n_y, n_z)	(s_β, s_γ)	Normal		Genotype	
		Coverage	SE	Coverage	SE
(400,400)	(0,5)	0.940	0.032	0.960	0.019
	(5,5)	0.920	0.035	0.950	0.021
	(5,30)	0.947	0.035	0.937	0.016
	(30,30)	0.920	0.034	0.910	0.017
(200,600)	(0,5)	0.960	0.032	0.923	0.019
	(5,5)	0.910	0.036	0.910	0.021
	(5,30)	0.950	0.035	0.917	0.016
	(30,30)	0.933	0.034	0.883	0.017
(800,800)	(0,5)	0.957	0.023	0.943	0.014
	(5,5)	0.950	0.026	0.950	0.016
	(5,30)	0.930	0.026	0.937	0.012
	(30,30)	0.933	0.025	0.910	0.012

the data set consists of 1038 mice with 79824 genetic variants (SNPs) and 71 different phenotypes. The data set includes various levels of missingness ($22 \sim 211$) in the phenotypes.

The behavioral traits were measured through a series of experiments (Parker et al., 2016). For methamphetamine sensitivity traits, the locomotor activity of each mouse was measured by total distance traveled (in cm) over the 30-minute interval immediately after the injection in each day. The activity and time spent in the center of the arena on the first day were also recorded. The conditioned fear traits measure the recall of the fearful memory by measuring the mice’s freezing behavior in response to the stimulus. After the mice being placed in the test chambers, the average proportion of time freezing over the 30-180 seconds interval is recorded at each day. Besides, binary traits were also created for fear conditioning metrics that show a ”bimodal” freezing distribution. Finally, the prepulse inhibition (PPI) is a reduction in startle response that occurs when a non-startling lead stimulus (”prepulse”) precedes a startling stimulus. The PPI traits were defined as the difference of the average startle amplitude during the 3, 6 or 12-db prepulse trials to the average startle amplitude during the pulse-alone trials.

6.2 Genetic covariance between different traits

We have calculated the pair-wise genetic covariance for 2485 pairs of the traits and reported the details in the Supplemental Materials. To illustrate our method, we present the genetic covariance analysis for several selected outcomes. From the muscle traits, we choose the continuous outcome extensor digitorum longus (EDL) and the binary outcome signaling abnormal bone. Other traits we studied include the physiological trait of testis weight, the MA sensitivity trait of the distance traveled, 0–30 min, on day 3 of methamphetamine sensitivity tests. For each selected outcome, we calculate its genetic covariance with all other outcomes. To make the results comparable we divide the estimated genetic covariance response by the square root of outcome samples variances product $\sqrt{\widehat{\text{Var}}(Y)\widehat{\text{Var}}(Z)}$. Model fitting and estimation of $\hat{\beta}$ and $\hat{\gamma}$ are implemented by package **glmnet** with 10-fold cross-validation.

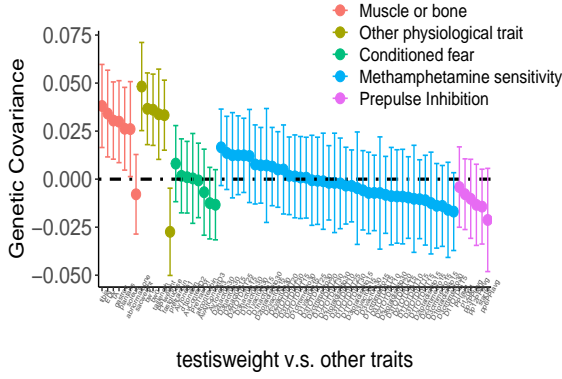
The genetic covariance results for four outcomes are summarized in Figure 1 (a) - (d). Figure 1 (a) shows that the testis weight mainly has significant genetic covariance with muscle traits and other physiological traits except for the abnormal bone. However, its genetic relatedness with the behavior traits is not significant. The results suggest the genes associated with testis weight are also important for other developmental traits.

Figure 1 (b) suggests that the abnormal bone trait is mainly related to the muscle traits. The scale of the genetic covariance is small because the outcome is a binary outcome. In Figure 1 (c), the muscle trait EDL has a significant genetic covariance with other muscle traits but does not have a shared genetic architecture with behavior traits. This agreed with the pleiotropy effects among the muscle traits (Parker et al., 2016). In Figure 1 (d), we note the MA sensitivity trait is closely related to other behavior traits.

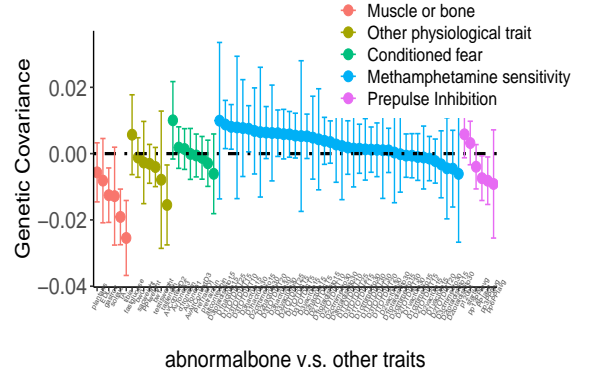
These results show that our proposed estimator of genetic covariance works well for both continuous and binary outcomes. The results further confirmed that many behavior-related traits share common genetic variants and physiological traits also share genetic variants; however, the genetic covariance between physiological traits and behavioral traits is small.

6.3 Robustness to outliers and model specification

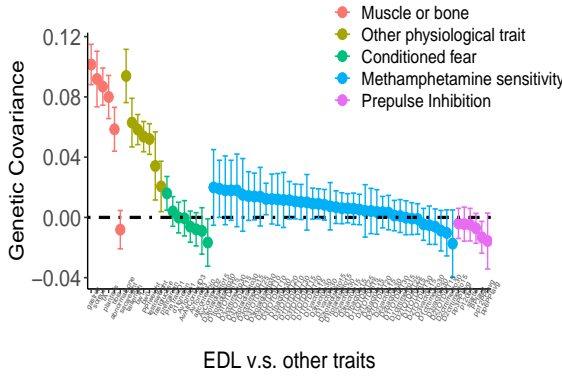
In this section, we demonstrate the robustness of the proposed approach to the outcome outliers and model specification in our analysis of the mouse data set. To begin with, we consider the impact of outliers on the trait of tibialis anterior (TA), where we observe that the model fitting step is sensitive to outliers in the outcome as shown in Figure 2. Specifically, we fit the penalized regression on TA separately using all observations and using the pre-processed observations after removing 11 outliers and obtain two sets of coefficient estimates. When all observations are used,



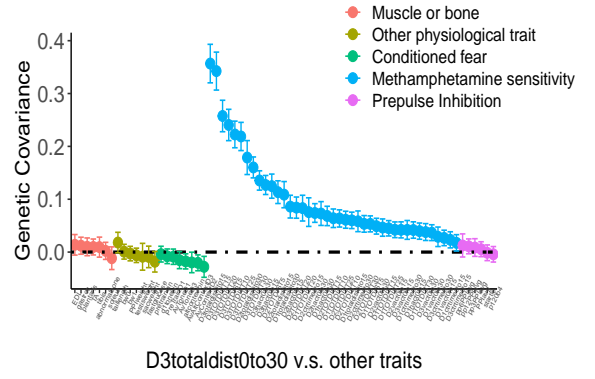
(a) Physiological trait, testis weight.



(b) Binary bone trait, abnormal bone.



(c) Muscle trait
weight of extensor digitorum longus muscle.

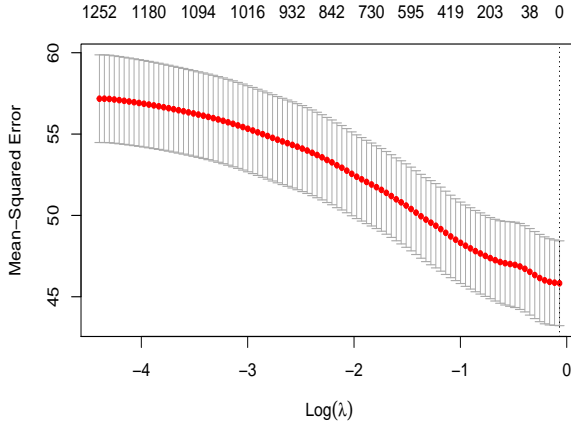


(d) Methamphetamine sensitivity trait
the distance traveled, 0–30 min.

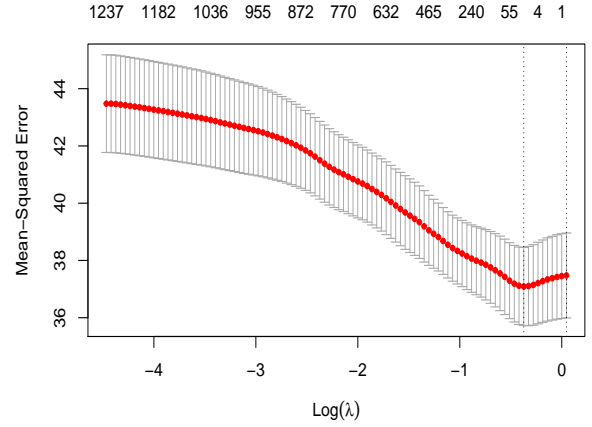
Figure 1: Estimated genetic covariance of four selected traits with other traits, where bars represent the confidence intervals.

the fitted coefficients are zeros except for the intercept based on 10-fold cross-validation (Figure 2 (a)). When outliers are removed, several genetic variants were selected (Figure 2 (b)). This fact suggests that the outliers weaken the linear regression relationship. However, the genetic covariances' estimates from these two approaches are very similar, (Figure 2 (c)), showing the proposed estimates are relatively robust to the outliers.

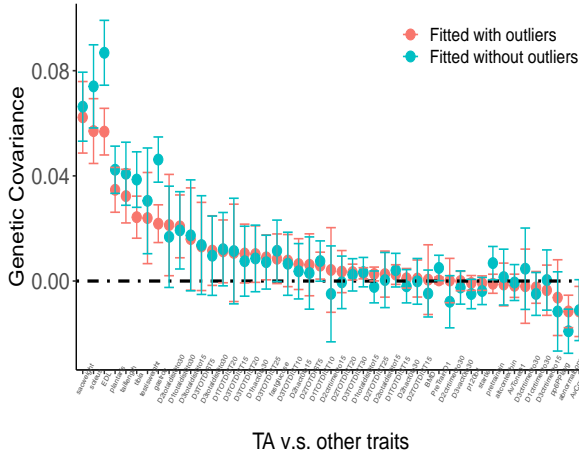
Our method is also robust to the model specification. We consider a conditional fear binary trait generated by dichotomizing the measured freezing time on day 3 with altered context. To show the robustness to the model specification, we first fit a logistic model on the binary trait



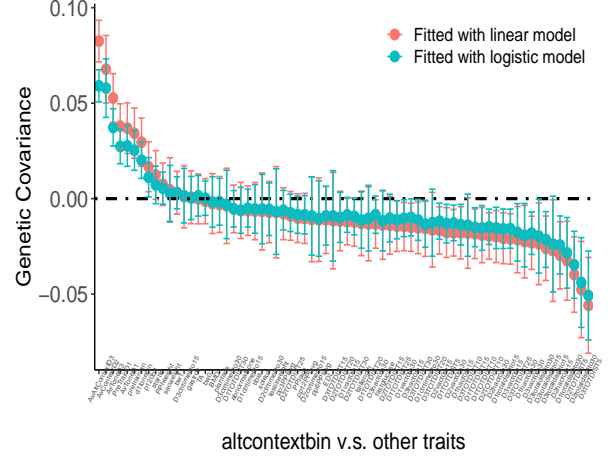
(a) With outliers.



(b) Without outliers.



(c) Robust to the outliers.



(d) Robust to the models.

Figure 2: The 10 fold cross-validation error plots and the corresponding optimal λ values with (plot (a)) or without outliers (plot (b)). The numbers across the top are the number of nonzero coefficient estimates. (c): Comparison of genetic covariance estimates with and without outliers removed, demonstrating the robustness of the proposed estimator. (d): Comparison of genetic covariance estimates based on the logistic model and linear model for the binary trait.

and then fit a linear model by treating it as a continuous outcome. Using the fitted coefficients under these two different models, we obtained two estimates of the genetic covariance between freezing time and other traits. As shown in Figure 2 (d), although the interpretation and scales of the estimated coefficients are totally different under the two models, the same trend and similar confidence interval estimations are obtained. We also notice that under the logistic model, the length of the confidence interval is shorter than its length under the linear model for some trait

pairs. This observation is consistent with the numerical experiment results in Section 5.2, where we fit the working logistic model and linear model for the binary outcome.

7 Discussion

This paper proposes a unified inference approach for genetic covariance and narrow-sense genetic covariance based on GWAS data. Our proposal can be applied to different types of outcomes and study designs that may include overlapping samples. We further showed that our proposal is robust to model mis-specification under mild conditions. Extensive simulations and real data results support the robustness property and the correct coverage probabilities of the confidence intervals. As a byproduct, our analysis revealed that the narrow-sense genetic covariance reflects the total genetic covariance with at least one linear outcome or genetic covariance under two linear working models.

Besides estimating the genetic covariance between complex traits, our approach can also be applied to other important problems in genetics, including estimating genetic covariance between eQTL data and GWAS data to identify potentially causal genes or measuring dependency structure in cross-tissues gene expressions with GTEx data. By applying the methods to other multi-omics data (Hasin et al., 2017), such as proteomics and metabolomics data, the proposed approach can be helpful in revealing the underlying biological mechanism.

Finally, we point out some future directions for studying genetic covariances. As the estimation and inference procedure only requires the prediction values $\{f(x_i\hat{\beta}), g(x_i\hat{\gamma})\}$ and estimated residuals $\{\hat{\varepsilon}_i\}$ and $\{\hat{v}_i\}$, an interesting extension is to replace the specified parametric function with other machine learning prediction models. Given the availability of large-scale genotype data such as the UK biobank data (Bycroft et al., 2018) or 1000 genome project data (Consortium et al., 2015), another important extension is to integrate the proposed method with the un-labeled genotype data in the setting of semi-supervised learning in order to make better inference of genetic covariance.

References

- Agresti, A. (2003). *Categorical data analysis*, volume 482. John Wiley & Sons.
- Bonnet, A., Gassiat, E., Lévy-Leduc, C., et al. (2015). Heritability estimation in high dimensional sparse linear mixed models. *Electronic Journal of Statistics*, 9(2):2099–2129.

- Breslow, N. E. (1996). Statistics in epidemiology: the case-control study. *Journal of the American Statistical Association*, 91(433):14–28.
- Bühlmann, P., van de Geer, S., et al. (2015). High-dimensional inference in misspecified linear models. *Electronic Journal of Statistics*, 9(1):1449–1473.
- Bulik-Sullivan, B., Finucane, H. K., Anttila, V., Gusev, A., Day, F. R., Loh, P.-R., Duncan, L., Perry, J. R., Patterson, N., Robinson, E. B., et al. (2015a). An atlas of genetic correlations across human diseases and traits. *Nature genetics*, 47(11):1236–1241.
- Bulik-Sullivan, B. K., Loh, P.-R., Finucane, H. K., Ripke, S., Yang, J., Patterson, N., Daly, M. J., Price, A. L., Neale, B. M., of the Psychiatric Genomics Consortium, S. W. G., et al. (2015b). Ld score regression distinguishes confounding from polygenicity in genome-wide association studies. *Nature genetics*, 47(3):291–295.
- Bycroft, C., Freeman, C., Petkova, D., Band, G., Elliott, L. T., Sharp, K., Motyer, A., Vukcevic, D., Delaneau, O., O’Connell, J., et al. (2018). The uk biobank resource with deep phenotyping and genomic data. *Nature*, 562(7726):203–209.
- Cai, T. T. and Guo, Z. (2020). Semisupervised inference for explained variance in high dimensional linear regression and its applications. *Journal of the Royal Statistical Society Series B*, 82(2):391–419.
- Consortium, . G. P. et al. (2015). A global reference for human genetic variation. *Nature*, 526(7571):68–74.
- Cross-Disorder Group of the Psychiatric Genomics Consortium (2019). Genomic relationships, novel loci, and pleiotropic mechanisms across eight psychiatric disorders. *Cell*, 179(7):1469–1482.
- Dicker, L. H. (2014). Variance estimation in high-dimensional linear models. *Biometrika*, 101(2):269–284.
- Falconer, D. S. (1965). The inheritance of liability to certain diseases, estimated from the incidence among relatives. *Annals of human genetics*, 29(1):51–76.
- Gazal, S., Marquez-Luna, C., Finucane, H. K., and Price, A. L. (2019). Reconciling s-ldsc and ldak functional enrichment estimates. *Nature genetics*, 51(8):1202–1204.

- Guo, Z., Wang, W., Cai, T. T., and Li, H. (2019). Optimal estimation of genetic relatedness in high-dimensional linear models. *Journal of the American Statistical Association*, 114(525):358–369.
- Hasin, Y., Seldin, M., and Lusis, A. (2017). Multi-omics approaches to disease. *Genome biology*, 18(1):83.
- Hivert, V., Sidorenko, J., Rohart, F., Goddard, M. E., Yang, J., Wray, N. R., Yengo, L., and Visscher, P. M. (2021). Estimation of non-additive genetic variance in human complex traits from a large sample of unrelated individuals. *The American Journal of Human Genetics*.
- Hou, K., Burch, K. S., Majumdar, A., Shi, H., Mancuso, N., Wu, Y., Sankararaman, S., and Pasiuniuc, B. (2019). Accurate estimation of snp-heritability from biobank-scale data irrespective of genetic architecture. *Nature genetics*, 51(8):1244–1251.
- Janson, L., Barber, R. F., and Candes, E. (2017). Eigenprism: inference for high dimensional signal-to-noise ratios. *Journal of the Royal Statistical Society: Series B (Statistical Methodology)*, 79(4):1037–1065.
- Jiang, J., Li, C., Paul, D., Yang, C., Zhao, H., et al. (2016). On high-dimensional misspecified mixed model analysis in genome-wide association study. *The Annals of Statistics*, 44(5):2127–2160.
- Kuchibhotla, A. K. and Chakraborty, A. (2020). Moving beyond sub-gaussianity in high-dimensional statistics: Applications in covariance estimation and linear regression. *arXiv:1804.02605 [math, stat]*. arXiv: 1804.02605.
- Lee, S. H., Ripke, S., Neale, B. M., Faraone, S. V., Purcell, S. M., Perlis, R. H., Mowry, B. J., Thapar, A., Goddard, M. E., Witte, J. S., et al. (2013). Genetic relationship between five psychiatric disorders estimated from genome-wide snps. *Nature genetics*, 45(9):984.
- Lee, S. H., Yang, J., Goddard, M. E., Visscher, P. M., and Wray, N. R. (2012). Estimation of pleiotropy between complex diseases using single-nucleotide polymorphism-derived genomic relationships and restricted maximum likelihood. *Bioinformatics*, 28(19):2540–2542.
- Li, Y. R., Li, J., Zhao, S. D., and et al. (2015). Meta-analysis of shared genetic architecture across ten pediatric autoimmune diseases. *Nature Medicine*, 21:1018–1027.
- Loh, P.-L. and Wainwright, M. J. (2015). Regularized m-estimators with nonconvexity: Statistical and algorithmic theory for local optima. *The Journal of Machine Learning Research*, 16(1):559–616.

- Negahban, S., Ravikumar, P., Wainwright, M. J., and Yu, B. (2010). A unified framework for high-dimensional analysis of m -estimators with decomposable regularizers.
- Negahban, S. N., Ravikumar, P., Wainwright, M. J., Yu, B., et al. (2012). A unified framework for high-dimensional analysis of m -estimators with decomposable regularizers. *Statistical science*, 27(4):538–557.
- Nelder, J. A. and Wedderburn, R. W. (1972). Generalized linear models. *Journal of the Royal Statistical Society: Series A (General)*, 135(3):370–384.
- Parker, C. C., Gopalakrishnan, S., Carbonetto, P., Gonzales, N. M., Leung, E., Park, Y. J., Aryee, E., Davis, J., Blizard, D. A., Ackert-Bicknell, C. L., et al. (2016). Genome-wide association study of behavioral, physiological and gene expression traits in outbred cfw mice. *Nature genetics*, 48(8):919–926.
- Reich, T., James, J., and Morris, C. (1972). The use of multiple thresholds in determining the mode of transmission of semi-continuous traits. *Annals of human genetics*, 36(2):163–184.
- Rudelson, M. and Zhou, S. (2012). Reconstruction from anisotropic random measurements. In *Conference on Learning Theory*, pages 10–1.
- Scott, A. J. and Wild, C. J. (1986). Fitting logistic models under case-control or choice based sampling. *Journal of the Royal Statistical Society. Series B (Methodological)*, 48(2):170–182.
- Searle, S. (1961). Phenotypic, genetic and environmental correlations. *Biometrics*, 17(3):474–480.
- Speed, D., Cai, N., Johnson, M. R., Nejentsev, S., Balding, D. J., Consortium, U., et al. (2017). Reevaluation of snp heritability in complex human traits. *Nature genetics*, 49(7):986–992.
- Tenesa, A. and Haley, C. S. (2013). The heritability of human disease: estimation, uses and abuses. *Nature Reviews Genetics*, 14(2):139–149.
- Van de Geer, S., Bühlmann, P., Ritov, Y., Dezeure, R., et al. (2014). On asymptotically optimal confidence regions and tests for high-dimensional models. *The Annals of Statistics*, 42(3):1166–1202.
- Van Rheeën, W., Peyrot, W. J., Schork, A. J., Lee, S. H., and Wray, N. R. (2019). Genetic correlations of polygenic disease traits: from theory to practice. *Nature Reviews Genetics*, 20(10):567–581.

- Vershynin, R. (2010). Introduction to the non-asymptotic analysis of random matrices. *arXiv preprint arXiv:1011.3027*.
- Vershynin, R. (2012). How close is the sample covariance matrix to the actual covariance matrix? *Journal of Theoretical Probability*, 25(3):655–686.
- Verzelen, N., Gassiat, E., et al. (2018). Adaptive estimation of high-dimensional signal-to-noise ratios. *Bernoulli*, 24(4B):3683–3710.
- Yang, J., Benyamin, B., McEvoy, B. P., Gordon, S., Henders, A. K., Nyholt, D. R., Madden, P. A., Heath, A. C., Martin, N. G., Montgomery, G. W., et al. (2010). Common snps explain a large proportion of the heritability for human height. *Nature genetics*, 42(7):565–569.
- Yang, J., Zeng, J., Goddard, M. E., Wray, N. R., and Visscher, P. M. (2017). Concepts, estimation and interpretation of snp-based heritability. *Nature genetics*, 49(9):1304–1310.
- Zhernakova, A., Van Diemen, C. C., and Wijmenga, C. (2009). Detecting shared pathogenesis from the shared genetics of immune-related diseases. *Nature Reviews Genetics*, 10(1):43–55.

A Additional simulation results

Consistent with our theoretical analysis, we also consider constructing the estimator \hat{I}^w using sample splitting with following cross-fitting procedure. Still, we split data \mathcal{I}_y^0 and \mathcal{I}_z^0 into $\mathcal{I}_y, \tilde{\mathcal{I}}_y$ and $\mathcal{I}_z, \tilde{\mathcal{I}}_z$. To begin with, we get the estimator $\hat{\beta}$ and $\hat{\gamma}$ from $\tilde{\mathcal{I}}_y$ and $\tilde{\mathcal{I}}_z$. We construct the proposed estimator based on \mathcal{I}_y and \mathcal{I}_z , denoted by $(\hat{I}^{(1)}, \hat{\sigma}_{(1)})$. Then we reverse the order and construct the proposed estimator as $(\hat{I}_{(2)}, \hat{\sigma}_{(2)})$. Finally, we take the average of two estimators as $\hat{I}_s = 2^{-1}(\hat{I}_{(1)} + \hat{I}_{(2)})$, and $\hat{\sigma}^s = 2^{-1}(\hat{\sigma}_{(1)}^2 + \hat{\sigma}_{(2)}^2)^{1/2}$. The results are summarized in Table 6 and 7.

Table 6: Performance of the proposed method for the continuous outcome scenario when correctly specified liner models are fitted. Samples are split and estimators are built from the cross-fitting procedure. Each row reports empirical coverage of the proposed CI and average standard error of the estimator (indexed with SE).

(n_y, n_z)	(s_β, s_γ)	Overlap		No Overlap	
		Coverage	SE	Coverage	SE
(400,400)	(0,5)	0.9267	0.0880	0.9600	0.0890
	(5,5)	0.9000	0.3126	0.9033	0.2345
	(5,30)	0.8867	0.2470	0.9200	0.1982
	(30,30)	0.7267	0.2975	0.7533	0.2280
(800,800)	(0,5)	0.9267	0.0652	0.9567	0.0653
	(5,5)	0.9233	0.2256	0.9233	0.1683
	(5,30)	0.9067	0.1796	0.9500	0.1413
	(30,30)	0.8467	0.2188	0.8467	0.1643

Table 7: Performance of the proposed method for the binary outcome scenario when correctly specified logistic models are fitted. Samples are split and estimators are built from the cross-fitting procedure. Each row reports empirical coverage of proposed CIs and average SE $\hat{\sigma}$ calculated for the proposed estimator in the different sparsity and sample sizes setting .

(n_y, n_z)	(s_β, s_γ)	Overlap		No Overlap	
		Coverage	SE	Coverage	SE
(800,800)	(0,5)	0.9633	0.0048	0.9400	0.0048
	(5,5)	0.9167	0.0064	0.9033	0.0059
	(5,30)	0.9200	0.0062	0.9367	0.0058
	(30,30)	0.8000	0.0057	0.8433	0.0054

B Additional real data results

Pair-wise genetic covariance is calculated for 2485 pairs of the traits. For each trait pair, their heritability and genetic covariance estimates are reported with corresponding estimated standard errors (SE). The results are summarized in this website. Besides, the meaning of each trait in mouse data can be found via following link.

R code for pre-processing the mouse data is available on this website.

C Proof of propositions

Proof of Proposition 1 and 2. For the defined working model,

$$y_i = f(\beta_0 + x_i\beta) + \varepsilon_i, \text{ and } z_i = g(\gamma_0 + x_i\gamma) + v_i, \quad (27)$$

the moment condition (intercept is included) implies that $E(v_i) = 0$, $E(\varepsilon_i) = 0$, $E(x_i\varepsilon_i) = 0$ and $E(x_iv_i) = 0$. Note that $\varepsilon_i = (\varepsilon_i^* + f^*(x_i)) - f(\beta_0 + x_i\beta)$, $v_i = (v_i^* + g^*(x_i)) - g(\gamma_0 + x_i\gamma)$, $f^c(x_i\beta) = f(\beta_0 + x_i\beta) - \mu_f$ and $g^c(x_i\gamma) = g(\gamma_0 + x_i\gamma) - \mu_g$.

Note $I^* = E[(f^*(x_i) - \mu_f)(g^*(x_i) - \mu_g)]$. For the expectation $E[I_n]$,

$$\begin{aligned} E[I_n] &= E[f^c(x_i\beta)g^c(x_i\gamma) + \varepsilon_i g^c(x_i\gamma) + v_i f^c(x_i\beta)] \\ &= E[f^c(x_i\beta)g^c(x_i\gamma) + (f^*(x_i) - f(\beta_0 + x_i\beta))g^c(x_i\gamma) + (g^*(x_i) - g(\gamma_0 + x_i\gamma))f^c(x_i\beta)] \\ &= I^* - E[f^*(x_i) - f(\beta_0 + x_i\beta)][g^*(x_i) - g(\gamma_0 + x_i\gamma)]. \end{aligned}$$

Therefore $I^* = I$ if $f(\beta_0 + x_i\beta) = f^*(x_i)$ or $g(\gamma_0 + x_i\gamma) = g^*(x_i)$.

Especially for linear model $f^*(x_i) = \beta_0 + x_i\beta$ and $g^*(x_i) = \gamma_0 + x_i\gamma$, Proposition 2 is proved by noting,

$$E[I_n] = E((x_i\beta)(x_i\gamma) + \varepsilon_i x_i\gamma + v_i x_i\beta) = \beta^\top \Sigma \gamma.$$

□

D Main Lemmas and Proofs of theorems

We restate some notation here. For a design matrix $X \in \mathcal{R}^{n \times p}$, let x_i stand for the i -th row of X , and for an index set \mathcal{I} , $X_{\mathcal{I}}$ denotes the corresponding sub-matrix of X consisting of rows x_i for $i \in \mathcal{I}$. Besides, we denote the size of set \mathcal{I} as $|\mathcal{I}|$. Let X_j denote the j -th column of X , for $j = 1 \cdots p$. Besides we also write $\mathcal{I}_y \cup \mathcal{I}_z = \mathcal{I}_y \cup \mathcal{I}_z$ as the index set for all individuals. For two positive sequences a_n and b_n , $a_n \lesssim b_n$ means $a_n \leq Cb_n$ for all n , $a_n \gtrsim b_n$ if $b_n \lesssim a_n$ and $a_n \asymp b_n$ if $a_n \lesssim b_n$ and $b_n \lesssim a_n$. c and C are used to denote generic positive constants that may vary from place to place. What's more, we use $a_n \lesssim_P b_n$ to represent $a_n \lesssim b_n$ in probability.

In the following proof, we denote $\beta = (\beta_0, \beta_1, \dots, \beta_p) \in \mathcal{R}^{p+1}$ and $x_i = (1, x_{i1}, \dots, x_{ip}) \in \mathcal{R}^{p+1}$ for brevity. Therefore $f(\beta_0 + \sum_{i=1}^p x_{ij}\beta_i)$ is represented as $f(x_i\beta)$. Besides, we denote $Q_\beta = \text{Var}(f(x_i\beta))$ and $Q_\gamma = \text{Var}(g(x_i\gamma))$.

Let $f(\beta_0 + x_i\beta) = f(x_i\beta) - \mu_f$ and $f(\hat{\beta}_0 + x_i\hat{\beta}) = f(x_i\hat{\beta}) - \mu_f$. With these notations, we

define Δ_i and I_n as

$$\Delta_i = \frac{g(\gamma_0 + x_i\gamma)f(\beta_0 + x_i\beta)}{N} + \frac{\varepsilon_i g(\gamma_0 + x_i\gamma)}{n_y} \mathbb{1}(i \in \mathcal{I}_y) + \frac{v_i f(\beta_0 + x_i\beta)}{n_z} \mathbb{1}(i \in \mathcal{I}_z), \quad I_n = \sum_{i \in \mathcal{I}_y \cup \mathcal{I}_z} \Delta_i. \quad (28)$$

The proposed estimator \hat{I} is decomposed into two parts

$$\hat{I} = \hat{I}_1 - \hat{I}_2, \quad (29)$$

$$\hat{I}_1 = \sum_{i \in \mathcal{I}_y \cup \mathcal{I}_z} \frac{f(\hat{\beta}_0 + x_i\hat{\beta})g(\hat{\gamma}_0 + x_i\hat{\gamma})}{N} + \sum_{i \in \mathcal{I}_z} \frac{\hat{v}_i f(\hat{\beta}_0 + x_i\hat{\beta})}{n_z} + \sum_{i \in \mathcal{I}_y} \frac{\hat{\varepsilon}_i g(\hat{\gamma}_0 + x_i\hat{\gamma})}{n_y}, \quad (30)$$

$$\hat{I}_2 = \left[\sum_{i \in \mathcal{I}_y \cup \mathcal{I}_z} \frac{f(\hat{\beta}_0 + x_i\hat{\beta})}{N} + \sum_{i \in \mathcal{I}_y} \frac{\hat{\varepsilon}_i}{n_y} \right] \left[\sum_{i \in \mathcal{I}_y \cup \mathcal{I}_z} \frac{g(\hat{\gamma}_0 + x_i\hat{\gamma})}{N} + \sum_{i \in \mathcal{I}_z} \frac{\hat{v}_i}{n_z} \right]. \quad (31)$$

The theoretical results in the main text are based on the following decomposition

$$\hat{I} - E(I_n) = \underbrace{\hat{I}_1 - \hat{I}_2 - I_n}_{\text{estimation bias term}} + \underbrace{I_n - E(I_n)}_{\text{variance term}}. \quad (32)$$

Note $E(I_n) = I^*$ when one model is correctly specified.

Lemma 2 analyzes the asymptotic normality of the variance term $V_n = I_n - E(I_n)$. For the bias, our focus is on the analysis of $\hat{I}_1 - I_n$, which is present in Lemma 3. The analysis of \hat{I}_2 is omitted in the following because it is easy to check that \hat{I}_2 is at the same or smaller order of $\hat{I}_1 - I_n$ if we write \hat{I}_2 in the same way as \hat{I}_1

$$\hat{I}_2 = \left[\sum_{i \in \mathcal{I}_y \cup \mathcal{I}_z} \frac{f(\hat{\beta}_0 + x_i\hat{\beta})}{N} \sum_{i \in \mathcal{I}_y \cup \mathcal{I}_z} \frac{g(\hat{\gamma}_0 + x_i\hat{\gamma})}{N} + \sum_{i \in \mathcal{I}_y} \frac{\hat{\varepsilon}_i}{n_y} \sum_{i \in \mathcal{I}_y \cup \mathcal{I}_z} \frac{g(\hat{\gamma}_0 + x_i\hat{\gamma})}{N} + \sum_{i \in \mathcal{I}_z} \frac{\hat{v}_i}{n_z} \sum_{i \in \mathcal{I}_y \cup \mathcal{I}_z} \frac{f(\hat{\beta}_0 + x_i\hat{\beta})}{N} \right] + \left[\sum_{i \in \mathcal{I}_y} \frac{\hat{\varepsilon}_i}{n_y} \sum_{i \in \mathcal{I}_y} \frac{g(\hat{\gamma}_0 + x_i\hat{\gamma})}{N} + \sum_{i \in \mathcal{I}_z} \frac{\hat{v}_i}{n_z} \sum_{i \in \mathcal{I}_z} \frac{f(\hat{\beta}_0 + x_i\hat{\beta})}{N} \right]$$

Using the KKT condition of the optimization problem, we have $n_y^{-1} \sum_{i \in \mathcal{I}_y} \hat{\varepsilon}_i = \lambda_\beta$ and $n_z^{-1} \sum_{i \in \mathcal{I}_z} \hat{v}_i = \lambda_\gamma$. Thus their product is ignorable. For the remaining term, we define a corresponding empirical counterpart I_{n2} and treat the $\hat{I}_2 - I_{n2}$ in the same way as $\hat{I}_1 - I_n$. Since $I_{n2} = O_p(n_z^{-1/2} n_y^{-1/2})$ is also very small, then we show $\hat{I}_2 = I_{n2} + \hat{I}_2 - I_{n2} = O(\hat{I}_1 - I)$.

Before going to the main proof, we consider the following decomposition of $\hat{I}_1 - I_n$ with $\hat{v}_i = g(\gamma_0 + x_i\gamma) + v_i - g(\hat{\gamma}_0 + x_i\hat{\gamma})$ and $\hat{\varepsilon}_i = f(\beta_0 + x_i\beta) + \varepsilon_i - f(\hat{\beta}_0 + x_i\hat{\beta})$. With some calculations, the bias term $\hat{I}_1 - I_n$ is expressed as

$$\hat{I}_1 - I_n = B_1 + B_2 + B_3, \quad \text{where} \quad (33)$$

$$\begin{aligned}
B_1 &= \sum_{i \in \mathcal{I}_y \cup \mathcal{I}_z} \frac{f(\hat{\beta}_0 + x_i \hat{\beta})g(\hat{\gamma}_0 + x_i \hat{\gamma})}{N} + \sum_{i \in \mathcal{I}_z} \frac{f(\hat{\beta}_0 + x_i \hat{\beta})(g(\gamma_0 + x_i \gamma) - g(\hat{\gamma}_0 + x_i \hat{\gamma}))}{n_z} + \sum_{i \in \mathcal{I}_y} \frac{g(\hat{\gamma}_0 + x_i \hat{\gamma})(f(\beta_0 + x_i \beta) - f(\hat{\beta}_0 + x_i \hat{\beta}))}{n_y} \\
&\quad - \sum_{i \in \mathcal{I}_y \cup \mathcal{I}_z} \frac{f(\beta_0 + x_i \beta)g(\gamma_0 + x_i \gamma)}{N}, \\
B_2 &= \sum_{i \in \mathcal{I}_z} \frac{v_i(f(\hat{\beta}_0 + x_i \hat{\beta}) - f(\beta_0 + x_i \beta))}{n_z}, \quad B_3 = \sum_{i \in \mathcal{I}_y} \frac{\varepsilon_i(g(\hat{\gamma}_0 + x_i \hat{\gamma}) - g(\gamma_0 + x_i \gamma))}{n_y}.
\end{aligned}$$

The term B_1 is further written as the sum of (34), (35) and (36)

$$B_1 = \sum_{i \in \mathcal{I}_y} \frac{g(\gamma_0 + x_i \gamma)(f(\beta_0 + x_i \beta) - f(\hat{\beta}_0 + x_i \hat{\beta}))}{n_y} - \sum_{i \in \mathcal{I}_y \cup \mathcal{I}_z} \frac{g(\gamma_0 + x_i \gamma)(f(\beta_0 + x_i \beta) - f(\hat{\beta}_0 + x_i \hat{\beta}))}{N} \quad (34)$$

$$+ \sum_{i \in \mathcal{I}_z} \frac{f(\beta_0 + x_i \beta)(g(\gamma_0 + x_i \gamma) - g(\hat{\gamma}_0 + x_i \hat{\gamma}))}{n_z} - \sum_{i \in \mathcal{I}_y \cup \mathcal{I}_z} \frac{f(\beta_0 + x_i \beta)(g(\gamma_0 + x_i \gamma) - g(\hat{\gamma}_0 + x_i \hat{\gamma}))}{N} \quad (35)$$

$$+ \sum_{i \in \mathcal{I}_z} \frac{(f(\beta_0 + x_i \beta) - f(\hat{\beta}_0 + x_i \hat{\beta}))(g(\gamma_0 + x_i \gamma) - g(\hat{\gamma}_0 + x_i \hat{\gamma}))}{n_z} + \sum_{i \in \mathcal{I}_y} \frac{(f(\beta_0 + x_i \beta) - f(\hat{\beta}_0 + x_i \hat{\beta}))(g(\gamma_0 + x_i \gamma) - g(\hat{\gamma}_0 + x_i \hat{\gamma}))}{n_y} \\
- \sum_{i \in \mathcal{I}_y \cup \mathcal{I}_z} \frac{(f(\beta_0 + x_i \beta) - f(\hat{\beta}_0 + x_i \hat{\beta}))(g(\gamma_0 + x_i \gamma) - g(\hat{\gamma}_0 + x_i \hat{\gamma}))}{N}. \quad (36)$$

Lemma 1 establishes the consistency property for the penalized regression coefficients estimation.

Lemma 1. Suppose the Assumption 1-3 and $n_y \geq c_1 s_\beta \sqrt{\log p/n}$ hold. For any $\xi > 0$ and any subset $S \subset \{1, \dots, p\}$, define the cone

$$C(S, \xi) = \{\Delta \in \mathbb{R}^p : |\Delta_{S^c}|_1 \leq \xi |\Delta_S|_1, \}.$$

For the penalized regression estimates $\hat{\beta}$ acquired from

$$\arg \min_{\beta \in \mathbb{R}^{p+1}} \frac{1}{n_y} \sum_{i \in \mathcal{I}_y} (F(x_i \beta) - y_i x_i \beta) + \lambda \|\beta\|_1 \quad (37)$$

with appropriate tuning parameter $\lambda = C \sqrt{\log p/n_y}$ for sufficiently large constant C , with prob-

ability larger than $1 - p^{-c_0}$, we always have,

$$\widehat{\beta} - \beta \in C(S_\beta, 3), \quad \|\widehat{\beta} - \beta\|_1 \lesssim s_\beta \lambda, \quad \|\widehat{\beta} - \beta\|_2^2 \lesssim s_\beta \lambda^2.$$

For the variance term, Lemma 2 establishes their convergence rate and also the limiting distribution.

Lemma 2 (Distribution of I_n). *Consider the empirical estimator $I_n = \sum_{i \in \mathcal{I}_y \cup \mathcal{I}_z} \Delta_i$ defined in (28). Suppose that the assumed model (4) and condition 1 holds. For the variance term $V_n = I_n - \mathbb{E}(I_n)$, we have with probability larger than $1 - Ce^{-t^2}$,*

$$V_n \lesssim \left(\sqrt{\frac{Q_\beta Q_\gamma}{N}} + \sqrt{\frac{Q_\beta}{n_z}} + \sqrt{\frac{Q_\gamma}{n_y}} \right) t.$$

In addition, we establish the limiting distribution

$$V_n / \sqrt{\text{Var}(V_n)} \xrightarrow{d} N(0, 1).$$

Lemma 3 characterizes the size of term (34), term (35), term B_2 and B_3 when both models are correctly specified or at least one linear model is correctly specified .

Lemma 3 (Sample splitting). *Under Assumptions 1 - 3, if both models are correctly specified or at least one linear model is correctly specified, then with probability $1 - Ce^{-t^2}$, we have*

$$\text{Term}(34) \lesssim \sqrt{\frac{(1 - \rho_y) Q_\gamma}{n_y}} \|\widehat{\beta} - \beta\|_2 t, \quad \text{Term}(35) \lesssim \sqrt{\frac{(1 - \rho_z) Q_\beta}{n_z}} \|\widehat{\gamma} - \gamma\|_2 t, \quad (38)$$

$$B_2 \lesssim \frac{1}{\sqrt{n_z}} \|\widehat{\beta} - \beta\|_2 t, \quad B_3 \lesssim \frac{1}{\sqrt{n_y}} \|\widehat{\gamma} - \gamma\|_2 t. \quad (39)$$

D.1 Proof of Theorem 1 and 2

Proof of Theorem 1 . For both models $f^*(x_i) = f(x_i \beta)$ and $g^*(x_i) = g(x_i \beta)$ are correctly specified, we have $\mathbb{E}(I_n) = I^*$. Then Lemma 2 shows that with probability larger than $1 - Ce^{-t^2}$,

$$I_n - I^* \lesssim \left(\sqrt{\frac{Q_\beta Q_\gamma}{N}} + \sqrt{\frac{Q_\beta}{n_z}} + \sqrt{\frac{Q_\gamma}{n_y}} \right) t.$$

For the bias term, we need to bound $\widehat{I}_1 - I_n$ by considering the decomposition (33). According to Lemma 3 and Assumptions 1 - 3 under the correct specification,

$$\text{Term(34)} + \text{Term(35)} + B_2 + B_3 = O_p \left((n_y^{-1/2} + n_z^{-1/2}) \max(\|\widehat{\beta} - \beta\|_2, \|\widehat{\gamma} - \gamma\|_2) \right).$$

For terms (36) in B_1 , we consider the first order expansion

$$f(\beta_0 + x_i \beta) - f(\widehat{\beta}_0 + x_i \widehat{\beta}) = f'(x_i \widetilde{\beta}) x_i (\widehat{\beta} - \beta) \quad \text{and} \quad g(\gamma_0 + x_i \gamma) - g(\widehat{\gamma}_0 + x_i \widehat{\gamma}) = g'(x_i \widetilde{\gamma}) x_i (\widehat{\gamma} - \gamma),$$

where $\widetilde{\beta} = \beta + t(\widehat{\beta} - \beta)$ with $0 \leq t \leq 1$. Under sample splitting scheme, sample x_i in \mathcal{I}_y or \mathcal{I}_z is independent with $\widehat{\beta}$ and $\widehat{\gamma}$. With the fact that $f'(x_i \widetilde{\beta})$ and $g'(x_i \widetilde{\gamma})$ are also bounded, conditional on the estimates of $\widehat{\beta}$ and $\widehat{\gamma}$, with probability larger than $1 - Ce^{-t^2}$,

$$\sum_{i \in \mathcal{I}} \frac{(f(\beta_0 + x_i \beta) - f(\widehat{\beta}_0 + x_i \widehat{\beta}))(g(\gamma_0 + x_i \gamma) - g(\widehat{\gamma}_0 + x_i \widehat{\gamma}))}{|\mathcal{I}|} \lesssim \|\widehat{\beta} - \beta\| \|\widehat{\gamma} - \gamma\| + \sqrt{\frac{t}{N}} \|\widehat{\beta} - \beta\| \|\widehat{\gamma} - \gamma\|. \quad (40)$$

Collecting the results on term Term(34), Term(35) in B_1 , B_2 and B_3 , there is,

$$R_n \lesssim \|\widehat{\beta} - \beta\| \|\widehat{\gamma} - \gamma\| + o(n_y^{-1/2} + n_z^{-1/2}).$$

Applying Lemma 1 and using the condition $\max(s_\beta \lambda_\beta^2, s_\gamma \lambda_\gamma^2) = o(1)$, we know $\|\widehat{\beta} - \beta\| = o_p(1)$ and $\|\widehat{\gamma} - \gamma\| = o_p(1)$. Then with probability larger than $1 - p^{-c_0} - Ce^{-t^2}$,

$$|\widehat{I} - I^*| \lesssim \underbrace{\left(\sqrt{\frac{Q_\beta Q_\gamma}{N}} + \sqrt{\frac{Q_\beta}{n_z}} + \sqrt{\frac{Q_\gamma}{n_y}} \right)}_{\text{Variance term}} t + R_n \quad (41)$$

where the estimation bias term is

$$R_n = \sqrt{s_\beta s_\gamma} \sqrt{\frac{\log^2 p}{n_z n_y}} + o(n_y^{-1/2} + n_z^{-1/2}).$$

□

Proof of Theorem 2. The proof of Theorem 2 follows directly from Lemma 2 and Theorem 1. Under the condition $\min \{Q_\beta, Q_\gamma\} > 0$, there is $\text{Var}(I_n) > 0$. With correctly specified models, Lemma 2 shows the asymptotic normality holds for $(I_n - I^*)$. Under the same conditions as

Theorem 1, if

$$\sqrt{s_\beta s_\gamma} = o\left(\frac{\sqrt{\max\{n_z Q_\gamma, n_y Q_\beta\}}}{\log p}\right),$$

then $\text{Bias}/\sqrt{\text{Var}(I_n)} = o(1)$. According to the decomposition result in Theorem 1, the asymptotic normality holds that

$$\frac{\hat{I} - I^*}{\sqrt{\text{Var}(I_n)}} = \frac{I_n - I^*}{\sqrt{\text{Var}(I_n)}} + o_p(1) \xrightarrow{d} N(0, 1).$$

□

D.2 Proof of Theorem 3

Lemma 4. *Under the same conditions as Theorem 2 and $\max\{Q_\beta, Q_\gamma\} > 0$, if $E(\Delta_i) = N^{-1}E(I_n)$ for every $i \in \mathcal{I}_y \cup \mathcal{I}_z$, then for the variance estimation $\hat{\sigma}^2$*

$$\frac{\hat{\sigma}^2 - \sigma^2}{\sigma^2} \rightarrow 0, \quad \text{where } \sigma^2 = \text{Var}(I_n). \quad (42)$$

Proof of Theorem 3. With the asymptotic normality holds and a consistent estimator $\hat{\sigma}^2$, we have,

$$\frac{\hat{I} - I}{\hat{\sigma}} = \frac{(\hat{I} - I) \sigma}{\sigma \hat{\sigma}}, \quad \text{where } \frac{\hat{I} - I}{\sigma} \xrightarrow{d} N(0, 1) + o_p(1).$$

Then we get the desired result for the confidence interval

$$\lim_{n_y, n_z \rightarrow \infty} P(I \in CI(\alpha)) = 1 - \alpha.$$

□

D.3 Proof of Theorem 4 and 5

Proof of Theorem 4. The proof is similar to that of Theorem 1. Based on the Proposition 1, we have $E(I_n) = I^*$ and $I_n - I^* = o_p(1)$. Next, we just need to show $R_n = o_p(1)$ under the general working models. It can be checked that with high probability,

$$B_1 \lesssim \|\hat{\beta} - \beta\| + \|\hat{\gamma} - \gamma\|, \quad B_2 \lesssim \|\hat{\beta} - \beta\|, \quad B_3 \lesssim \|\hat{\gamma} - \gamma\|.$$

Therefore under the assumption that $\max(s_\beta \lambda_\beta^2, s_\gamma \lambda_\gamma^2) = o(1)$ and the bound for $\|\hat{\beta} - \beta\|$ and $\|\hat{\gamma} - \gamma\|$, we achieve the desired result. \square

To prove the asymptotic normality in Theorem 5, we need Lemma 5 to characterize the size of term (36) in B_3 when one linear model is correctly specified.

Lemma 5. *Consider the fitted coefficients estimates $\hat{\beta}$ and $\hat{\gamma}$, where $f(x_i\beta) = x_i\beta$ is correctly specified as linear model. For another independent data of x_i with $i \in \mathcal{I}$, under the condition 1-3 and $\max(s_\beta, s_\gamma) = O(n_z^{2/3}/\log p)$, then we have*

$$\sum_{i \in \mathcal{I}} \frac{(x_i \hat{\beta} - x_i \beta)(g(\hat{\gamma}_0 + x_i \hat{\gamma}) - g(\gamma_0 + x_i \gamma))}{|\mathcal{I}|} \lesssim_P \left\{ s_\beta + s_{\max} s_{\min}^{1/2} \sqrt{\frac{\log p}{n_z}} + \sqrt{s_\beta s_\gamma} \sqrt{\frac{1}{|\mathcal{I}|}} \right\} \sqrt{\frac{\log^2 p}{n_z n_y}}. \quad (43)$$

Proof of Theorem 5. We still consider the decomposition (33). Assume $f^*(x_i) = f(\beta_0 + x_i \beta) = \beta_0 + x_i \beta$ and $g^*(x_i) \neq g(\gamma_0 + x_i \gamma)$. The analysis of Term(34) + Term(35) + B_2 + B_3 is same according to Lemma 2 under the fact $E(v_i x_i) = 0$. For the remaining term (36) in B_1 , Lemma 5 shows that

$$\text{Term (36)} \lesssim_P \left\{ s_\beta + s_{\max} s_{\min}^{1/2} \sqrt{\frac{\log p}{n_z}} + \sqrt{s_\beta s_\gamma} \left(\sqrt{\frac{1}{n_y}} + \sqrt{\frac{1}{n_z}} \right) \right\} \sqrt{\frac{\log^2 p}{n_z n_y}}.$$

Under the condition that $s_\beta \log p / n_y = o(1)$ and $s_\gamma \log p / n_z = o(1)$, we note the term

$$\sqrt{s_\beta s_\gamma} \left(\sqrt{\frac{1}{n_y}} + \sqrt{\frac{1}{n_z}} \right) \sqrt{\frac{\log^2 p}{n_z n_y}} = o_p \left((n_y^{-1/2} + n_z^{-1/2}) \max(\|\hat{\beta} - \beta\|_2, \|\hat{\gamma} - \gamma\|_2) \right),$$

so it is smaller than Term(34) + Term(35) + B_1 + B_2 . On the other hand, we could apply the ℓ_2 bound as (40) and get

$$\text{Term (36)} \lesssim_P \sqrt{s_\beta s_\gamma} \sqrt{\frac{\log^2 p}{n_z n_y}}.$$

Therefore, we focus on the bias term

$$R_n = \min \left\{ s_\beta + s_{\max} s_{\min}^{1/2} \sqrt{\frac{\log p}{n_z}} + \sqrt{s_\beta s_\gamma} \sqrt{\frac{1}{n_y}}, \sqrt{s_\beta s_\gamma} \right\} \sqrt{\frac{\log^2 p}{n_z n_y}}.$$

If $s_\beta \geq s_\gamma$, then we have $\sqrt{s_\beta s_\gamma} \leq s_\beta$ and the size of R_n reduces to the Theorem 1 case. The asymptotic normality obviously holds under the proposed condition. Thus, we consider the case

$s_\gamma > s_\beta$ and

$$\text{Bias}/\sqrt{\text{Var}(I_n)} \leq_P \min \left\{ s_\beta + s_\gamma s_\beta^{1/2} \sqrt{\frac{\log p}{n_z}} \right\} \sqrt{\frac{\log^2 p}{\max\{n_y Q_\beta, n_z Q_\gamma\}}}.$$

Then $\text{Bias}/\sqrt{\text{Var}(I_n)} = o_p(1)$ under the condition

$$s_\beta = o\left(\frac{\sqrt{n_{\max}}}{\log p}\right), \quad s_\gamma = O\left(\frac{n_z^{2/3}}{\log p}\right).$$

Besides, the asymptotic normality holds for $I_n - I^*$ can be shown with Lemma 2 and the result follows. \square

D.4 Proof of Theorem 6 on narrow-sense genetic covariance

Proof. In this subsection, we consider the narrow-sense genetic covariance $I = \beta^\top \Sigma \gamma$ based on the working linear models. Though I is different from the previous parameter I^* , the idea of the proof is still based on the analysis $\hat{I} - I_n$. For the I_n , we have $E(I_n) = I$ and the central limit theorem can be applied.

For the bias term, we first look at Term(34) Term(35), B_2 , B_3 . Even when both linear models are misspecified, we still have $E(x_i v_i) = 0$ and $E(x_i \varepsilon_i) = 0$ according to the definition of β and γ . Therefore these terms can be bounded similarly as Lemma 3

$$\begin{aligned} \text{Term(34)} + \text{Term(35)} + B_2 + B_3 &= O_p\left((n_y^{-1/2} + n_z^{-1/2}) \max(\|\hat{\beta} - \beta\|_2, \|\hat{\gamma} - \gamma\|_2)\right) \\ &= o_p(n_y^{-1/2} + n_z^{-1/2}). \end{aligned}$$

The main difference is in the bound of term (36) in B_3 . Next we show

$$\text{Term(36)} \lesssim_P \min \left\{ s_\beta + s_{\max} s_{\min}^{1/2} \sqrt{\frac{\log p}{n_z}}, s_\gamma + s_{\max} s_{\min}^{1/2} \sqrt{\frac{\log p}{n_y}} \right\} \sqrt{\frac{\log^2 p}{n_z n_y}} + o(n_y^{-1/2} + n_z^{-1/2}).$$

The proof is similar to Lemma 5. Consider the fitted coefficients estimates $\hat{\beta}$ and $\hat{\gamma}$, For another

independent data of x_i for $i \in \mathcal{I}$, we do the decomposition

$$\sum_{i \in \mathcal{I}} \frac{x_i(\hat{\gamma} - \gamma)x_i(\hat{\beta} - \beta)}{|\mathcal{I}|} = \frac{1}{|\tilde{\mathcal{I}}_z|} \sum_{i \in \tilde{\mathcal{I}}_z} (x_i\hat{\gamma} - x_i\gamma)(x_i\hat{\beta} - x_i\beta) \quad (44)$$

$$+ (\hat{\gamma} - \gamma) \left(\frac{1}{|\mathcal{I}|} \sum_{i \in \mathcal{I}} x_i^\top x_i - \frac{1}{|\tilde{\mathcal{I}}_z|} \sum_{i \in \tilde{\mathcal{I}}_z} x_i^\top x_i \right) (\hat{\beta} - \beta). \quad (45)$$

According to the KKT condition, we have

$$\begin{aligned} \frac{1}{|\tilde{\mathcal{I}}_z|} \sum_{i \in \tilde{\mathcal{I}}_z} (x_i\hat{\gamma} - x_i\gamma)(x_i\hat{\beta} - x_i\beta) &\leq \|(\hat{\beta} - \beta)\|_1 \left\| \frac{1}{|\tilde{\mathcal{I}}_z|} \sum_{i \in \tilde{\mathcal{I}}_z} (x_i\gamma - x_i\hat{\gamma})x_i \right\|_\infty \\ &\leq \|(\hat{\beta} - \beta)\|_1 \lambda_\gamma. \end{aligned}$$

Similarly we apply Lemma 6 and Lemma 7 here to show (45) is bounded by

$$\begin{aligned} \text{Term (45)} &\lesssim_P (\hat{\beta} - \beta) \left(|\tilde{\mathcal{I}}_z|^{-1} \sum_{i \in \tilde{\mathcal{I}}_z} x_i^\top x_i - \Sigma \right) (\hat{\gamma} - \gamma) + (\hat{\beta} - \beta) \left(|\mathcal{I}|^{-1} \sum_{i \in \mathcal{I}} x_i^\top x_i - \Sigma \right) (\hat{\gamma} - \gamma) \\ &\lesssim_P \|\hat{\beta} - \beta\|_2 \|\hat{\gamma} - \gamma\|_2 \sqrt{\frac{\max\{s_\beta, s_\gamma\} \log p}{|\tilde{\mathcal{I}}_z|}} + \|\hat{\beta} - \beta\|_2 \|\hat{\gamma} - \gamma\|_2 \sqrt{\frac{1}{|\mathcal{I}|}}. \end{aligned}$$

Since $\mathcal{I} = \mathcal{I}_y, \mathcal{I}_z$ or $\mathcal{I}_z \cup \mathcal{I}_y$ in B_3 and β and γ , are symmetric in the bilinear form, then the bias term

$$R_n \lesssim_P \min \left\{ s_\beta + s_{\max} s_{\min}^{1/2} \sqrt{\frac{\log p}{n_z}}, s_\gamma + s_{\max} s_{\min}^{1/2} \sqrt{\frac{\log p}{n_y}} \right\} \sqrt{\frac{\log^2 p}{n_z n_y}} + o(n_z^{-1/2} + n_y^{-1/2}).$$

Therefore under the condition

$$s_\beta = o\left(\frac{\sqrt{n_{\max}}}{\log p}\right), \quad s_\gamma = O\left(\frac{n_z^{3/4}}{\log p}\right),$$

we have

$$\left(s_\beta + s_{\max} s_{\min}^{1/2} \sqrt{\frac{\log p}{n_z}} \sqrt{\frac{\log^2 p}{n_z n_y}} \right) / \sqrt{\text{Var}(I_n)} = o_p(1).$$

Besides, under the condition

$$s_\gamma = o\left(\frac{\sqrt{n_{\max}}}{\log p}\right), \quad s_\beta = O\left(\frac{n_y^{3/4}}{\log p}\right),$$

we have,

$$\left(s_\gamma + s_{\max} s_{\min}^{1/2} \sqrt{\frac{\log p}{n_y}}\right) / \sqrt{\text{Var}(I_n)} = o_p(1).$$

Combining the two conditions, then $\text{Bias} / \sqrt{\text{Var}(I_n)} = o_p(1)$. \square

E Proof of Lemmas

Proof of Lemma 1. According to the optimization problem in (37), we have,

$$\frac{1}{|\mathcal{I}|} \sum_{i \in I} \{F(x_i \beta) - y_i x_i \beta\} + \lambda \|\beta\|_1 \geq \frac{1}{|\mathcal{I}|} \sum_{i \in I} \{F(x_i \hat{\beta}) - y_i x_i \hat{\beta}\} + \lambda \|\hat{\beta}\|_1. \quad (46)$$

For simplicity, here we denote $\hat{u} = \hat{\beta} - \beta$. With second order taylor expansion, we know there is $\tilde{\beta} = t\beta + (1-t)\hat{\beta}$ with $t \in (0, 1)$ such that

$$\begin{aligned} & \frac{1}{|\mathcal{I}|} \sum_{i \in \mathcal{I}} \{F(x_i \hat{\beta}) - y_i x_i \hat{\beta}\} - \frac{1}{|\mathcal{I}|} \sum_{i \in \mathcal{I}} \{F(x_i \beta) - y_i x_i \beta\} \\ &= -\frac{1}{|\mathcal{I}|} \sum_{i \in I} (y - f(x_i \beta))(x_i \hat{u}) + \underbrace{\frac{1}{2|\mathcal{I}|} \sum_{i \in I} f'(x_i \tilde{\beta}) (x_i \hat{u})^2}_{T_1}. \end{aligned}$$

By rearranging terms and note $\varepsilon_i = y_i - f(x_i \beta)$, it yields that

$$T_1 \leq \frac{1}{|\mathcal{I}|} \sum_{i \in \mathcal{I}} \varepsilon_i x_i (\hat{\beta} - \beta) + \lambda \|\beta\|_1 - \lambda \|\hat{\beta}\| \leq \left\| \frac{1}{|\mathcal{I}|} \sum_{i \in \mathcal{I}} \varepsilon_i x_i \right\|_\infty \|\hat{\beta} - \beta\|_1 + \lambda \|\beta\|_1 - \lambda \|\hat{\beta}\|.$$

Note that $|\beta|_1 - |\hat{\beta}|_1 = |\beta_S|_1 - |\hat{\beta}_S|_1 - |\hat{\beta}_{S^c}|_1 \leq |\hat{\Delta}_S|_1 - |\hat{\Delta}_{S^c}|_1$. In the event that

$$\left\| \frac{1}{|\mathcal{I}|} \sum_{i \in \mathcal{I}} \varepsilon_i x_i \right\|_\infty \leq \lambda/2,$$

We have,

$$T_1 \leq \frac{3}{2}\lambda_\beta \|\hat{u}_S\|_1 - \frac{1}{2}\lambda_\beta \|\hat{u}_{SC}\|_1, \quad (47)$$

and we arrive at

$$\|\hat{u}_{SC}\|_1 \leq 3\|\hat{u}_S\|_1.$$

Besides, to show the consistency, we need $n \geq Cs_\beta \log p$ and apply the inequality that

$$T_1 \leq \frac{3}{2}\lambda \|\hat{u}_S\|_1 \leq \frac{3}{2}\sqrt{s_\beta}\lambda \|\hat{u}_S\|_2 \leq \frac{3}{2}\sqrt{s_\beta}\lambda \|\hat{u}\|_2. \quad (48)$$

If $f'(x_i\tilde{\beta})$ is bounded below by a constant $C > 0$, then we could directly apply Lemma 8 to get a restricted eigenvalue results. Under the general Condition 1 and 3, we apply the Proposition 2 in the technical reports Negahban et al. (2010) to get a general lower bound. Then with probability larger than $1 - c_1 \exp(-c_2 n)$,

$$T_1 \gtrsim \frac{1}{2|\mathcal{I}|} \sum_{i \in \mathcal{I}} (x_i \hat{u})^2 \gtrsim \frac{1}{2} \|\hat{u}\|_2^2.$$

Combining with (48), then we have

$$\|\hat{\beta} - \beta\|_1 \lesssim s_\beta \lambda_\beta, \quad \|\hat{\beta} - \beta\|_2^2 \lesssim s_\beta \lambda_\beta^2.$$

It is left to show

$$\mathbb{P} \left(\left\| \frac{1}{|\mathcal{I}|} \sum_{i \in \mathcal{I}} x_i (y_i - f(x_i \beta)) \right\|_\infty \leq \lambda/2 \right) \geq 1 - p^{-c_0}. \quad (49)$$

Here we consider cases of correct specification and mi-specification separately. If $f(x_i \beta) = f^*(x_i)$, then $y_i - f(x_i \beta) = \varepsilon_i^*$ and $\mathbb{E}(x_i^\top \varepsilon_i^*) = 0$. Then we have (49) holds according to the standard analysis. If $f(x_i \beta)$ is misspecified, then

$$\left\| \frac{1}{|\mathcal{I}|} \sum_{i \in \mathcal{I}} x_i (y_i - f(x_i \beta)) \right\|_\infty \leq \left\| \frac{1}{|\mathcal{I}|} \sum_{i \in \mathcal{I}} x_i y_i - \mathbb{E}[x_i y_i] \right\|_\infty + \left\| \frac{1}{|\mathcal{I}|} \sum_{i \in \mathcal{I}} x_i^\top f(x_i \beta) - \mathbb{E}[x_i y_i] \right\|_\infty.$$

and

$$\left\{ \left\| \frac{1}{|\mathcal{I}|} \sum_{i \in \mathcal{I}} x_i (y_i - f(x_i \beta)) \right\|_\infty \geq \lambda/2 \right\} \subset \left\{ \left\| \frac{1}{|\mathcal{I}|} \sum_{i \in \mathcal{I}} x_i y_i - \mathbb{E}[x_i y_i] \right\|_\infty \geq \lambda/4 \right\} \cup \left\{ \left\| \frac{1}{|\mathcal{I}|} \sum_{i \in \mathcal{I}} x_i^\top f(x_i \beta) - \mathbb{E}[x_i y_i] \right\|_\infty \geq \lambda/4 \right\}.$$

With the union bound, we have

$$\mathbb{P}(\left\| \frac{1}{|\mathcal{I}|} X^T y - \mathbb{E}[X^T y / |\mathcal{I}|] \right\|_\infty \geq \lambda/4) \leq \sum_{j=1, \dots, p} \mathbb{P}(|\frac{1}{|\mathcal{I}|} X_j^\top y - \mathbb{E}[X_j^\top y / |\mathcal{I}|]| \geq \lambda/4).$$

As x_{ij} and y_i are sub-Gaussian, $x_{ij} y_i$ is sub-exponential. Note $\mathbb{E}[y_i^2] = O(1)$ according to the Condition 1 and for $\lambda = C \sqrt{\log p / |\mathcal{I}|}$ for sufficiently large constant C , it is easy to show,

$$\mathbb{P}(\left\| \frac{1}{|\mathcal{I}|} X^T y - \mathbb{E}[X^T y / |\mathcal{I}|] \right\|_\infty \geq \lambda/4) \lesssim \exp(-C \log p).$$

Similar analysis can be applied to $\left\{ \left\| |\mathcal{I}|^{-1} \sum_{i \in \mathcal{I}} x_i^\top f(x_i \beta) - \mathbb{E}[x_i y_i] \right\|_\infty \geq \lambda/4 \right\}$ and we have,

$$\mathbb{P} \left(\left\| \frac{1}{|\mathcal{I}|} \sum_{i \in \mathcal{I}} x_i (y_i - f(x_i \beta)) \right\|_\infty \leq \lambda/2 \right) \geq 1 - p^{-c_0}.$$

□

Proof of Lemma 2. The estimation error of the variance term is easily derived according to the sub-gaussian property. Note that

$$\begin{aligned} I_n - \mathbb{E}(I_n) &= \left(\sum_{i \in \mathcal{I}_y \cup \mathcal{I}_z} \frac{g(\gamma_0 + x_i \gamma) f(\beta_0 + x_i \beta)}{N} - \mathbb{E}(g(\gamma_0 + x_i \gamma) f(\beta_0 + x_i \beta)) \right) + \left(\sum_{i \in \mathcal{I}_y} \frac{\varepsilon_i g(\gamma_0 + x_i \gamma)}{n_y} - \mathbb{E}(\varepsilon_i g(\gamma_0 + x_i \gamma)) \right) \\ &\quad + \left(\sum_{i \in \mathcal{I}_z} \frac{v_i f(\beta_0 + x_i \beta)}{n_z} - \mathbb{E}(v_i f(\beta_0 + x_i \beta)) \right). \end{aligned}$$

Apply Lemma (6) for each term then we get the desired result.

For the limiting distribution, here we decompose V_n into different independent parts with

independent observations with $i \in \mathcal{I}_o$, $i \in \mathcal{I}_y/\mathcal{I}_o$ and $i \in \mathcal{I}_z/\mathcal{I}_o$. Specifically, we note

$$\Delta_i = \begin{cases} \frac{1}{N}f(\beta_0 + x_i\beta)g(\gamma_0 + x_i\gamma) + \frac{1}{n_y}\varepsilon_i g(\gamma_0 + x_i\gamma) & i \in \mathcal{I}_y/\mathcal{I}_o \\ \frac{1}{N}f(\beta_0 + x_i\beta)g(\gamma_0 + x_i\gamma) + \frac{1}{n_z}v_i f(\beta_0 + x_i\beta) & i \in \mathcal{I}_z/\mathcal{I}_o \\ \frac{1}{N}f(\beta_0 + x_i\beta)g(\gamma_0 + x_i\gamma) + \frac{1}{n_z}v_i f(\beta_0 + x_i\beta) + \frac{1}{n_y}\varepsilon_i g(\gamma_0 + x_i\gamma) & i \in \mathcal{I}_o \end{cases}$$

and $V_n = I_n - \mathbb{E}(I_n) = T_{\mathcal{I}_o} + T_{\mathcal{I}_y/\mathcal{I}_o} + T_{\mathcal{I}_z/\mathcal{I}_o}$ where

$$T_{\mathcal{I}_o} = \sum_{i \in \mathcal{I}_o} (\Delta_i - \mathbb{E}\Delta_i), \quad T_{\mathcal{I}_y/\mathcal{I}_o} = \sum_{i \in \mathcal{I}_y/\mathcal{I}_o} (\Delta_i - \mathbb{E}\Delta_i), \quad T_{\mathcal{I}_z/\mathcal{I}_o} = \sum_{i \in \mathcal{I}_z/\mathcal{I}_o} (\Delta_i - \mathbb{E}\Delta_i).$$

Then we apply CLT on each term separately, which yields that

$$T_{\mathcal{I}_o} \xrightarrow{d} N(0, \text{Var}(T_{\mathcal{I}_o})), \quad T_{\mathcal{I}_y/\mathcal{I}_o} \xrightarrow{d} N(0, \text{Var}(T_{\mathcal{I}_y/\mathcal{I}_o})), \quad T_{\mathcal{I}_z/\mathcal{I}_o} \xrightarrow{d} N(0, \text{Var}(T_{\mathcal{I}_z/\mathcal{I}_o})),$$

where $\text{Var}(T_{\mathcal{I}_o}) = n_o \text{Var}(\Delta_i)$ for $i \in \mathcal{I}_o$, $\text{Var}(T_{\mathcal{I}_y/\mathcal{I}_o}) = (n_y - n_o) \text{Var}(\Delta_i)$ for $i \in \mathcal{I}_y/\mathcal{I}_o$, and $\text{Var}(T_{\mathcal{I}_z/\mathcal{I}_o}) = (n_z - n_o) \text{Var}(\Delta_i)$ for $i \in \mathcal{I}_z/\mathcal{I}_o$. Note the independence between three terms, we establish that

$$V_n / \sqrt{\text{Var}(V_n)} \xrightarrow{d} N(0, 1),$$

where $\text{Var}(V_n) = \text{Var}(T_{\mathcal{I}_o}) + \text{Var}(T_{\mathcal{I}_y/\mathcal{I}_o}) + \text{Var}(T_{\mathcal{I}_z/\mathcal{I}_o})$. □

Proof of Lemma 3. Without loss of generality, we assume $g^*(x_i) = g(x_i\gamma)$ and then $v_i = v_i^*$. For B_2 term, we first apply the Taylor expansion and there is

$$\sum_{i \in \mathcal{I}_z} \frac{v_i(f(\hat{\beta}_0 + x_i\hat{\beta}) - f(\beta_0 + x_i\beta))}{n_z} = \sum_{i \in \mathcal{I}_z} \frac{v_i f'(x_i\tilde{\beta}) x_i (\hat{\beta} - \beta)}{n_z}.$$

Using the fact v_i, x_i is independent with $\hat{\beta}$ and $E(v_i f'(x_i\tilde{\beta}) x_i) = 0$, Lemma 6 yields that with probability larger than $1 - Ce^{-t^2}$, there is

$$B_2 = \frac{1}{n_y} \sum_{i \in \mathcal{I}_y} v_i f'(x_i\tilde{\beta}) x_i (\hat{\beta} - \beta) \lesssim_P \frac{t}{\sqrt{n_y}} \|(\hat{\beta} - \beta)\|_2. \quad (50)$$

B_3 can be treated in the similar way. First if $v_i^* = v_i$, then the same analysis applies; if $g(x_i\gamma) = x_i\gamma$, then $\mathbb{E}(\varepsilon_i x_i) = 0$. and Lemma 6 can be applied to $B_3 = n_z^{-1} \sum_{i \in \mathcal{I}_z} \varepsilon_i x_i (\hat{\gamma} - \gamma)$. For Term

(34) in the B_1 , we use (70) and with probability larger than $1 - Ce^{-t^2}$, there is

$$\begin{aligned}
& \sum_{i \in \mathcal{I}_y \cup \mathcal{I}_z} \frac{g(\gamma_0 + x_i \gamma)(f(\beta_0 + x_i \beta) - f(\hat{\beta}_0 + x_i \hat{\beta}))}{N} - \sum_{i \in \mathcal{I}_y} \frac{g(\gamma_0 + x_i \gamma)(f(\beta_0 + x_i \beta) - f(\hat{\beta}_0 + x_i \hat{\beta}))}{n_y} \\
&= \left(1 - \frac{n_y}{N}\right) \left(\sum_{i \in \mathcal{I}/\mathcal{I}_y} \frac{g(\gamma_0 + x_i \gamma)(f(\beta_0 + x_i \beta) - f(\hat{\beta}_0 + x_i \hat{\beta}))}{N - n_y} - \sum_{i \in \mathcal{I}_y} \frac{g(\gamma_0 + x_i \gamma)(f(\beta_0 + x_i \beta) - f(\hat{\beta}_0 + x_i \hat{\beta}))}{n_y} \right) \\
&= \left(1 - \frac{n_y}{N}\right) \left(\sum_{i \in \mathcal{I}/\mathcal{I}_y} \frac{g(\gamma_0 + x_i \gamma) f'(x_i \tilde{\beta}) x_i}{N - n_y} - \sum_{i \in \mathcal{I}_y} \frac{g(\gamma_0 + x_i \gamma) f'(x_i \tilde{\beta}) x_i}{n_y} \right) (\beta - \hat{\beta}) \\
&\lesssim_P \left(\frac{\sqrt{N - n_y}}{N} + \frac{(1 - \rho_y)}{\sqrt{n_y}} \right) \sqrt{Q_\gamma} \|\hat{\beta} - \beta\|_2 t.
\end{aligned}$$

Note $N > n_y$ and $1 - \rho_y \leq \sqrt{1 - \rho_y}$, therefore we have

$$\text{Term (34)} \lesssim_P \sqrt{\frac{(1 - \rho_y) Q_\gamma}{n_y}} \|\hat{\beta} - \beta\|_2 t.$$

Term (35) can be treated similarly. □

Proof of Lemma 4. First we denote the Δ_i and $\hat{\Delta}_i$ as

$$\Delta_i = \frac{g(\gamma_0 + x_i \gamma) f(\beta_0 + x_i \beta)}{N} + \frac{\varepsilon_i g(\gamma_0 + x_i \gamma)}{n_y} \mathbb{1}(i \in \mathcal{I}_y) + \frac{v_i f(\beta_0 + x_i \beta)}{n_z} \mathbb{1}(i \in \mathcal{I}_z) \quad (51)$$

$$\hat{\Delta}_i = \frac{g(\hat{\gamma}_0 + x_i \hat{\gamma}) f(\hat{\beta}_0 + x_i \hat{\beta})}{N} + \frac{\hat{\varepsilon}_i g(\hat{\gamma}_0 + x_i \hat{\gamma})}{n_y} \mathbb{1}(i \in \mathcal{I}_y) + \frac{\hat{v}_i f(\hat{\beta}_0 + x_i \hat{\beta})}{n_z} \mathbb{1}(i \in \mathcal{I}_z), \quad (52)$$

$$\hat{\Delta}_i(\hat{\mu}) = \frac{(f(x_i \hat{\beta}) - \hat{\mu}_f)(g(x_i \hat{\gamma}) - \hat{\mu}_g)}{N} + \frac{\hat{\varepsilon}_i (g(x_i \hat{\gamma}) - \hat{\mu}_g)}{n_y} \mathbb{1}(i \in \mathcal{I}_y) + \frac{\hat{v}_i (f(x_i \hat{\beta}) - \hat{\mu}_f)}{n_z} \mathbb{1}(i \in \mathcal{I}_z)$$

and define the $\widetilde{\text{Var}}(I_n)$ and $\widehat{\text{Var}}(I_n)$ as,

$$\widetilde{\text{Var}}(I_n) = \sum_{i=1}^N (\Delta_i - N^{-1} I_n)^2, \quad \widehat{\text{Var}}(I_n) = \sum_{i=1}^N (\hat{\Delta}_i - N^{-1} \hat{I})^2, \quad \hat{\sigma}^2 = \sum_{i=1}^N (\hat{\Delta}_i(\hat{\mu}) - N^{-1} \hat{I})^2.$$

Thereafter, we will use σ^2 and $\text{Var}(I_n)$ interchangeably. To prove the (42), we show following results

$$\frac{\hat{\sigma}^2 - \text{Var}(I_n)}{\text{Var}(I_n)} \leq \frac{|\widetilde{\text{Var}}(I_n) - \text{Var}(I_n)|}{\text{Var}(I_n)} + \frac{|\widehat{\text{Var}}(I_n) - \text{Var}(I_n)|}{\text{Var}(I_n)} + \frac{|\hat{\sigma}^2 - \widehat{\text{Var}}(I_n)|}{\text{Var}(I_n)} = o_p(1).$$

To begin with, we consider $\widetilde{\text{Var}}(I_n)$, the empirical variance estimator of $I_n = \sum_{i=1}^N \Delta_i$. Recall that $E(\varepsilon_i x_i) = 0$ and $E(v_i x_i) = 0$, and thus $N^{-1}I_n$ is a consistent estimate of $E(\Delta_i) = I$ for every i with the correctly specified models or at least one linear model is correctly specified. Then using Chebyshev's inequality, it follows by

$$|\widetilde{\text{Var}}(I_n) - \text{Var}(I_n)| = \sum_{i=1}^N |[(\Delta_i - N^{-1}I_n)^2 - \text{Var}(\Delta_i)]| = O_p \left(E^{1/2} \left[\sum_{i=1}^N (\Delta_i - N^{-1}I)^4 \right] \right)$$

Under the sub-Gaussian distribution assumption in (1), we have the moment control of $E(\varepsilon_i^k) \lesssim k^{k/2} \sigma_\epsilon^k$ and $E(f(\beta_0 + x_i \beta))^k \lesssim k^{k/2} Q_\beta^{k/2}$. Hence it is easy to show that,

$$\begin{aligned} |\widetilde{\text{Var}}(I_n) - \text{Var}(I_n)| &= O_p \left(\frac{E^{1/2}[f(x_i \beta)^4 g(x_i \gamma)^4]}{N^{3/2}} + \frac{E^{1/2}[\varepsilon_i^4 g(x_i \gamma)^4]}{n_y^{3/2}} + \frac{E^{1/2}[v_i^4 f(x_i \beta)^4]}{n_z^{3/2}} \right) \\ &= O_p \left(\frac{Q_\beta Q_\gamma}{N^{3/2}} + \frac{Q_\gamma}{n_y^{3/2}} + \frac{Q_\beta}{n_z^{3/2}} \right). \end{aligned}$$

Thus we have,

$$\frac{|\widetilde{\text{Var}}(\Delta) - \text{Var}(I_n)|}{\text{Var}(I_n)} = O_p(\max\{n_z^{-\frac{1}{2}}, n_y^{-\frac{1}{2}}\}) = o_p(1). \quad (53)$$

Next, we consider the bound for $|\widetilde{\text{Var}}(I_n) - \widetilde{\text{Var}}(\Delta)|/\text{Var}(I_n)$. First we notice the decomposition of $|\widetilde{\text{Var}}(I_n) - \widetilde{\text{Var}}(\Delta)|$ can be expressed as,

$$\begin{aligned} |\widetilde{\text{Var}}(I_n) - \widetilde{\text{Var}}(\Delta)| &= \left| \sum_{i=1}^N (\hat{\Delta}_i - N^{-1}\hat{I})^2 - \sum_{i=1}^N (\Delta_i - N^{-1}I_n)^2 \right| \\ &\leq \left| \sum_{i=1}^N (\hat{\Delta}_i - N^{-1}\hat{I} - \Delta_i + N^{-1}I_n)^2 \right| + 2 \sum_{i=1}^N (\Delta_i - N^{-1}I_n)(\hat{\Delta}_i - N^{-1}\hat{I} - \Delta_i + N^{-1}I_n) \\ &\leq \sum_{i=1}^N (\hat{\Delta}_i - N^{-1}\hat{I} - \Delta_i + N^{-1}I_n)^2 + 2\sqrt{\widetilde{\text{Var}}(\tilde{I})} \sqrt{\sum_{i=1}^N (\hat{\Delta}_i - N^{-1}\hat{I} - \Delta_i + N^{-1}I_n)^2} \end{aligned} \quad (54)$$

Note that we can bound $\sum_{i=1}^N (\hat{\Delta}_i - N^{-1}\hat{I} - \Delta_i + N^{-1}I_n)^2$ by

$$\sum_{i=1}^N (\hat{\Delta}_i - N^{-1}\hat{I} - \Delta_i + N^{-1}I_n)^2 \leq 2 \sum_{i=1}^N (\hat{\Delta}_i - \Delta_i)^2 + 2 \sum_{i=1}^N (N^{-1}\hat{I} - N^{-1}I_n)^2$$

First we bound the $\sum_{i=1}^N (\hat{\Delta}_i - \Delta_i)^2$.

$$|\hat{\Delta}_i - \Delta_i| \leq \begin{cases} \frac{1}{n_y} |\hat{\varepsilon}_i g(\hat{\gamma}_0 + x_i \hat{\gamma}) - \varepsilon_i g(\gamma_0 + x_i \gamma)| + \frac{1}{N} |g(\hat{\gamma}_0 + x_i \hat{\gamma}) f(\hat{\beta}_0 + x_i \hat{\beta}) - g(\gamma_0 + x_i \gamma) f(\beta_0 + x_i \beta)| \\ \frac{1}{n_z} |\hat{v}_i f(\hat{\beta}_0 + x_i \hat{\beta}) - v_i f(\beta_0 + x_i \beta)| + \frac{1}{N} |f(\hat{\beta}_0 + x_i \hat{\beta}) g(\hat{\gamma}_0 + x_i \hat{\gamma}) - g(\gamma_0 + x_i \gamma) f(\beta_0 + x_i \beta)| \\ \frac{1}{n_y} |\hat{\varepsilon}_i g(\hat{\gamma}_0 + x_i \hat{\gamma}) - \varepsilon_i g(\gamma_0 + x_i \gamma)| + \frac{1}{n_z} |\hat{v}_i f(\hat{\beta}_0 + x_i \hat{\beta}) - v_i f(\beta_0 + x_i \beta)| + \\ \frac{1}{N} |g(\hat{\gamma}_0 + x_i \hat{\gamma}) f(\hat{\beta}_0 + x_i \hat{\beta}) - g(\gamma_0 + x_i \gamma) f(\beta_0 + x_i \beta)| \end{cases}$$

Hence,

$$\sum_{i \leq N} (\hat{\Delta}_i - \Delta_i)^2 \leq 8 \max \left\{ \frac{1}{n_y^2} \sum_{i \in \mathcal{I}_y} |\hat{\varepsilon}_i g(\hat{\gamma}_0 + x_i \hat{\gamma}) - \varepsilon_i g(\gamma_0 + x_i \gamma)|^2, \frac{1}{n_z^2} \sum_{i \in \mathcal{I}_z} |\hat{v}_i f(\hat{\beta}_0 + x_i \hat{\beta}) - v_i f(\beta_0 + x_i \beta)|^2, \right. \\ \left. \frac{1}{N^2} \sum_{i \leq N} |g(\hat{\gamma}_0 + x_i \hat{\gamma}) f(\hat{\beta}_0 + x_i \hat{\beta}) - g(\gamma_0 + x_i \gamma) f(\beta_0 + x_i \beta)|^2 \right\}.$$

For the first term,

$$\frac{1}{n_y^2} \sum_{i \in \mathcal{I}_y} |\hat{\varepsilon}_i g(\hat{\gamma}_0 + x_i \hat{\gamma}) - \varepsilon_i g(\gamma_0 + x_i \gamma)|^2 \lesssim \frac{1}{n_y^2} \sum_{i \in \mathcal{I}_y} |\hat{\varepsilon}_i - \varepsilon_i|^2 (g(\gamma_0 + x_i \gamma))^2 + \frac{1}{n_y^2} \sum_{i \in \mathcal{I}_y} |g(\gamma_0 + x_i \gamma) - g(\hat{\gamma}_0 + x_i \hat{\gamma})|^2 \\ + \frac{1}{n_y^2} \sum_{i \in \mathcal{I}_y} |\hat{\varepsilon}_i - \varepsilon_i|^2 |g(\hat{\gamma}_0 + x_i \hat{\gamma}) - g(\gamma_0 + x_i \gamma)|^2 \quad (55)$$

Note that $(\varepsilon_i - \hat{\varepsilon}_i)^2 = (f(\hat{\beta}_0 + x_i \hat{\beta}) - f(\beta_0 + x_i \beta))^2$ and $\hat{\beta}, \hat{\gamma}$ is independent with x_i . Then condition on the $(\hat{\beta} - \beta)$, using the Cauchy-Schwartz inequality, we have

$$\mathbb{E}^2(\varepsilon_i (g(\gamma_0 + x_i \gamma) - g(\hat{\gamma}_0 + x_i \hat{\gamma}))) \leq \mathbb{E}^{\frac{1}{2}}(\varepsilon_i^4) \mathbb{E}^{\frac{1}{2}}((g(\gamma_0 + x_i \gamma) - g(\hat{\gamma}_0 + x_i \hat{\gamma})))^4 \lesssim \mathbb{E}^{\frac{1}{2}}(\varepsilon_i^4) \|\gamma - \hat{\gamma}\|_2^2.$$

$$\mathbb{E}(|\hat{\varepsilon}_i - \varepsilon_i|^2 (g(\gamma_0 + x_i \gamma))^2) = \mathbb{E}[(f(\hat{\beta}_0 + x_i \hat{\beta}) - f(\beta_0 + x_i \beta))^2 g(\gamma_0 + x_i \gamma)]^2 \lesssim Q_\gamma \|\hat{\beta} - \beta\|_2^2$$

Therefore applying the law of large number, we can easily get

$$\frac{1}{n_y^2} \sum_{i \in \mathcal{I}_y} |\hat{\varepsilon}_i - \varepsilon_i|^2 (g(\gamma_0 + x_i \gamma))^2 \lesssim_P \frac{1}{n_y} Q_\gamma s_\beta \lambda_\beta^2 \\ \frac{1}{n_y^2} \sum_{i \in \mathcal{I}_y} |g(\gamma_0 + x_i \gamma) - g(\hat{\gamma}_0 + x_i \hat{\gamma})|^2 \varepsilon_i^2 \lesssim_P \frac{1}{n_y} \mathbb{E}^{\frac{1}{2}}(\varepsilon_i^4) s_\gamma \lambda_\gamma^2, \\ \frac{1}{n_y^2} \sum_{i \in \mathcal{I}_y} |\hat{\varepsilon}_i - \varepsilon_i|^2 |g(\gamma_0 + x_i \gamma) - g(\hat{\gamma}_0 + x_i \hat{\gamma})|^2 \lesssim_P \frac{1}{n_y} s_\beta \lambda_\beta^2 s_\gamma \lambda_\gamma^2$$

Then for the Equation (55) , we have,

$$\text{Equation (55)} \lesssim_P \frac{\max\{s_\beta \lambda_\beta^2 Q_\gamma, s_\gamma \lambda_\gamma^2 E^{\frac{1}{2}}(\varepsilon_i^4)\}}{n_y}$$

Similarly, we can show that

$$\frac{1}{n_z^2} \sum_{i \in \mathcal{I}_z} |\hat{v}_i f(\hat{\beta}_0 + x_i \hat{\beta}) - v_i f(\beta_0 + x_i \beta)|^2 \lesssim_P \frac{\max\{s_\gamma \lambda_\gamma^2 Q_\beta, s_\beta \lambda_\beta^2 E^{\frac{1}{2}}(v_i^4)\}}{n_z} \quad (56)$$

$$\frac{1}{N^2} \sum_{i \leq N} |g(\hat{\gamma}_0 + x_i \hat{\gamma}) f(\hat{\beta}_0 + x_i \hat{\beta}) - g(\gamma_0 + x_i \gamma) f(\beta_0 + x_i \beta)|^2 \lesssim_P \frac{\max\{s_\gamma \lambda_\gamma^2 Q_\beta, s_\beta \lambda_\beta^2 Q_\gamma\}}{N} + \frac{s_\gamma \lambda_\gamma^2 (s_\beta \lambda_\beta)^2}{N} \quad (57)$$

Note N is larger than n_y and n_z and $\max\{s_\gamma \lambda_\gamma^2, s_\beta \lambda_\beta^2\} = o(1)$, then we bound the

$$|\sum_{i \leq n} (\hat{\Delta}_i - \Delta_i)^2| \leq \frac{\max\{s_\gamma \lambda_\gamma^2 Q_\beta, s_\beta \lambda_\beta^2 E^{\frac{1}{2}}(v_i^4)\}}{n_z} + \frac{\max\{s_\beta \lambda_\beta^2 Q_\gamma, s_\gamma \lambda_\gamma^2 E^{\frac{1}{2}}(\varepsilon_i^4)\}}{n_y}.$$

Based on the following moment condition from sub-Gaussian distribution assumption,

$$E(y_i - \mu_y)^4 \leq C E^2(y_i - \mu_y)^2 \quad \text{and} \quad E(z_i - \mu_z)^4 \leq C E^2(z_i - \mu_z)^2, \quad (58)$$

we have $E(\varepsilon_i^4)$ and $E(v_i^4)$ are bounded and $\varepsilon_i = \bar{y}_i$ and $v_i = \bar{z}_i$ when $Q_\beta = Q_\gamma = 0$. So under the condition that $\lambda_\gamma = O(\sqrt{\log p/n_z})$, $\lambda_\beta = O(\sqrt{\log p/n_y})$ and $\max\{s_\gamma \lambda_\gamma^2, s_\beta \lambda_\beta^2\} = o(1)$, we have,

$$\frac{|\sum_{i \leq n} (\hat{\Delta}_i - \Delta_i)^2|}{\text{Var}(I_n)} \lesssim_P \max\{s_\gamma \lambda_\gamma^2, s_\beta \lambda_\beta^2\} = o(1) \quad \text{if } Q_\beta \neq 0 \text{ or } Q_\gamma \neq 0 \quad (59)$$

Next we bound the remaining term $\sum_{i=1}^N (N^{-1} \hat{I} - N^{-1} I_n)^2$. By definition,

$$\sum_{i=1}^N (N^{-1} \hat{I} - N^{-1} I_n)^2 = N^{-1} (\hat{I} - I_n)^2$$

According to the Theorem 1 and the condition for the asymptotic normality holds, it is easy to get

$$\frac{N^{-1} (\hat{I} - I_n)^2}{\text{Var}(I_n)} = o_p(1), \quad \frac{|\widehat{\text{Var}}(I_n) - \widetilde{\text{Var}}(\Delta)|}{\text{Var}(I_n)} = o_p(1) \quad (60)$$

Further we denote the $\hat{\Delta}_i(\hat{\mu}) = \hat{\Delta}_i + \hat{\Delta}_i^{(2)}$, where

$$\begin{aligned} \hat{\Delta}_i^{(2)} = & \frac{-(\mu_f - \hat{\mu}_f)(\mu_g - \hat{\mu}_g) + (f(x_i\hat{\beta}) - \hat{\mu}_f)(\mu_g - \hat{\mu}_g) + (g(x_i\hat{\gamma}) - \hat{\mu}_g)(\mu_f - \hat{\mu}_f)}{N} \\ & + \frac{\hat{\varepsilon}_i(\mu_g - \hat{\mu}_g)}{n_y} \mathbb{1}(i \in \mathcal{I}_y) + \frac{\hat{v}_i(\mu_f - \hat{\mu}_f)}{n_z} \mathbb{1}(i \in \mathcal{I}_z) \end{aligned}$$

With the similar analysis above, we next show that

$$\sum_{i \leq N} (\hat{\Delta}_i(\hat{\mu}) - \hat{\Delta}_i(\mu))^2 = \sum_{i \leq N} (\hat{\Delta}_i^{(2)})^2 = O_p\left(\sum_{i \leq N} (\hat{\Delta}_i(\mu) - \Delta_i)^2\right).$$

To begin with, we bound the term $\sum_{i \leq N} (\hat{\Delta}_i^{(2)})^2$ with following decomposition

$$\sum_{i \in \mathcal{I}_y \cup \mathcal{I}_z} (\hat{\Delta}_i^{(2)})^2 \lesssim \sum_{i \in \mathcal{I}_y \cup \mathcal{I}_z} \left(-\frac{(\mu_f - \hat{\mu}_f)(\mu_g - \hat{\mu}_g) + (f(x_i\hat{\beta}) - \hat{\mu}_f)(\mu_g - \hat{\mu}_g) + (g(x_i\hat{\gamma}) - \hat{\mu}_g)(\mu_f - \hat{\mu}_f)}{N} \right)^2 \quad (61)$$

$$+ \sum_{i \in \mathcal{I}_y \cup \mathcal{I}_z} \left(\frac{\hat{\varepsilon}_i(\mu_g - \hat{\mu}_g)}{n_y} \mathbb{1}(i \in \mathcal{I}_y) \right)^2 + \sum_{i \in \mathcal{I}_y \cup \mathcal{I}_z} \left(\frac{\hat{v}_i(\mu_f - \hat{\mu}_f)}{n_z} \mathbb{1}(i \in \mathcal{I}_z) \right)^2 \quad (62)$$

Note that $f(x_i\hat{\beta}) - \hat{\mu}_f = f(x_i\hat{\beta}) - f(x_i\beta) + f(x_i\beta) - \mu_f + \mu_f - \hat{\mu}_f$, and

$$\begin{aligned} N^{-1} \sum_{i \in \mathcal{I}_y \cup \mathcal{I}_z} (f(x_i\hat{\beta}) - \hat{\mu}_f)^2 &= O_p(Q_\beta + \|\beta - \hat{\beta}\|_2^2) + (\mu_f - \hat{\mu}_f)^2, \\ n_z^{-2} \sum_{i \in \mathcal{I}_z} \hat{v}_i^2 &= O_p(n_z^{-1} \text{E} v_i^2), \quad n_z^{-2} \sum_{i \in \mathcal{I}_y} \hat{\varepsilon}_i^2 = O_p(n_y^{-1} \text{E} \varepsilon_i^2), \\ \hat{\mu}_g - \mu_g &= O_p(n_z^{-1} + \|\gamma - \hat{\gamma}\|_2), \quad \hat{\mu}_f - \mu_f = O_p(n_y^{-1} + \|\beta - \hat{\beta}\|_2). \end{aligned}$$

Thus, for Term (61) and Term (62),

$$\text{Term (61)} \lesssim_P N^{-1} s_\beta \lambda_\beta^2 s_\gamma \lambda_\gamma^2 + N^{-1} Q_\beta s_\gamma \lambda^2 + N^{-1} Q_\gamma s_\beta \lambda_\beta^2 + (n_z n_y)^{-1}$$

$$\text{Term (62)} \lesssim_P (n_z n_y)^{-1} + (n_z^{-1} \text{E} v_i^2 s_\beta \lambda_\beta^2 + n_y^{-1} \text{E} \varepsilon_i^2 s_\gamma \lambda_\gamma^2)$$

$$\text{Term (61)} + \text{Term (62)} = O_p(\text{Term (57)} + \text{Term (56)} + \text{Term (55)}).$$

It means that

$$\sum_{i \in \mathcal{I}_y \cup \mathcal{I}_z} (\hat{\Delta}_i(\hat{\mu}) - \hat{\Delta}_i(\mu))^2 = O_p\left(\sum_{i \in \mathcal{I}_y \cup \mathcal{I}_z} (\hat{\Delta}_i(\mu) - \Delta_i)^2\right), \quad \frac{|\hat{\sigma}^2 - \widehat{\text{Var}}(I_n)|}{\text{Var}(I_n)} = o_p(1) \quad (63)$$

Collecting (53), (60), and (63), we show the desired result. \square

Proof of Lemma 5. To bound the Term (43), we use the KKT condition of the penalized optimization where

$$-n_z^{-1} \sum_{i \in \tilde{\mathcal{I}}_z} x_i^\top \hat{v}_i + \lambda_\gamma \kappa = 0, \|\kappa\|_\infty \leq 1 \text{ and } \kappa_j = \text{sign}(\hat{\gamma}_j), \text{ if } \hat{\gamma}_j \neq 0. \quad (64)$$

where $\kappa = (\kappa_0, \kappa_1, \dots, \kappa_p)$ is the sub-differential derivative vector evaluated $|\hat{\gamma}|$. Then we have

$$\text{Term(43)} = \frac{1}{|\tilde{\mathcal{I}}_z|} \sum_{i \in \tilde{\mathcal{I}}_z} (g(x_i \gamma) - g(x_i \hat{\gamma})) x_i (\hat{\beta} - \beta) \quad (65)$$

$$+ \left\{ \frac{1}{|\mathcal{I}|} \sum_{i \in \mathcal{I}} (g(x_i \gamma) - g(x_i \hat{\gamma})) x_i (\hat{\beta} - \beta) - \frac{1}{|\tilde{\mathcal{I}}_z|} \sum_{i \in \tilde{\mathcal{I}}_z} (g(x_i \gamma) - g(x_i \hat{\gamma})) x_i (\hat{\beta} - \beta) \right\}. \quad (66)$$

Note $\hat{v}_i = v_i + g(x_i \gamma) - g(x_i \hat{\gamma})$. Using the KKT condition above and probability bound (49) on $\|n_z^{-1} \sum_{i \in \tilde{\mathcal{I}}_z} x_i^\top v_i\|_\infty$, (65) is bounded by

$$\begin{aligned} \frac{1}{|\tilde{\mathcal{I}}_z|} \sum_{i \in \tilde{\mathcal{I}}_z} (g(x_i \gamma) - g(\hat{\gamma}_0 + x_i \hat{\gamma})) x_i (\hat{\beta} - \beta) &\leq \|\hat{\beta} - \beta\|_1 \|n_z^{-1} \sum_{i \in \tilde{\mathcal{I}}_z} (g(x_i \gamma) - g(\hat{\gamma}_0 + x_i \hat{\gamma})) x_i\|_\infty \\ &\leq \|\hat{\beta} - \beta\|_1 \frac{3}{2} \lambda_\gamma. \end{aligned}$$

For the term (66), we first apply Taylor expansion and write the term (66) as

$$\begin{aligned}
& (\hat{\beta} - \beta) \left\{ \frac{1}{|\mathcal{I}|} \sum_{i \in \mathcal{I}} (g(x_i \gamma) - g(\hat{\gamma}_0 + x_i \hat{\gamma})) x_i - \frac{1}{|\tilde{\mathcal{I}}_z|} \sum_{i \in \tilde{\mathcal{I}}_z} (g(x_i \gamma) - g(\hat{\gamma}_0 + x_i \hat{\gamma})) x_i \right\} \\
&= (\hat{\beta} - \beta)^\top \left\{ \frac{1}{|\mathcal{I}|} \sum_{i \in \mathcal{I}} g'(x_i \gamma) x_i^\top x_i - \frac{1}{|\tilde{\mathcal{I}}_z|} \sum_{i \in \tilde{\mathcal{I}}_z} g'(x_i \gamma) x_i^\top x_i \right\} (\hat{\gamma} - \gamma) + \tag{67}
\end{aligned}$$

$$\begin{aligned}
& \frac{1}{|\mathcal{I}|} \sum_{i \in \mathcal{I}} \left([g(x_i \tilde{\gamma}) - g(x_i \gamma)] [x_i (\beta - \hat{\beta}) x_i (\gamma - \hat{\gamma})] \right) - \frac{1}{|\tilde{\mathcal{I}}_z|} \sum_{i \in \tilde{\mathcal{I}}_z} \left([g(x_i \tilde{\gamma}) - g(x_i \gamma)] x_i (\beta - \hat{\beta}) (x_i (\gamma - \hat{\gamma})) \right) \tag{68}
\end{aligned}$$

For the analysis of term (67), Lemma 1 shows that $\hat{\beta} - \beta$ and $\hat{\gamma} - \gamma$ fall in the convex cone under appropriate chosen tuning parameters $\lambda_\beta, \lambda_\gamma$. Therefore denote $\hat{\beta} - \beta = |\hat{\beta} - \beta|u$ and $\hat{\gamma} - \gamma = |\hat{\gamma} - \gamma|v$, with $u, v \in S^{p-1}$. Note $\hat{\gamma}$ and $\hat{\beta}$ are fitted based on the samples $\tilde{\mathcal{I}}_z$ and independent with \mathcal{I} . By using the independence for the first term with \mathcal{I} and applying Lemma 7 to the second term with $\tilde{\mathcal{I}}_z$, (67) is bounded with probability larger than $1 - p^{-c_0} - Ce^{-t}$ by

$$\begin{aligned}
\text{Term (67)} &= (\hat{\beta} - \beta) \left(\frac{1}{|\tilde{\mathcal{I}}_z|} X_{\tilde{\mathcal{I}}_z}^\top \Lambda_1 X_{\tilde{\mathcal{I}}_z} - \Sigma \right) (\hat{\gamma} - \gamma) + (\hat{\beta} - \beta) \left(\frac{1}{|\mathcal{I}|} X_{\mathcal{I}}^\top \Lambda_2 X_{\mathcal{I}} - \Sigma \right) (\hat{\gamma} - \gamma) \\
&\lesssim \|\hat{\beta} - \beta\|_2 \|\hat{\gamma} - \gamma\|_2 \sqrt{\frac{\max\{s_\beta, s_\gamma\} \log p}{n_z}} + \|\hat{\beta} - \beta\|_2 \|\hat{\gamma} - \gamma\|_2 \sqrt{\frac{t}{|\mathcal{I}|}},
\end{aligned}$$

where $\Lambda_1 = \text{Diag}(g'(x_1 \gamma), \dots, g'(x_{n_z} \gamma))$, $\Lambda_2 = \text{Diag}(g'(x_1 \gamma), \dots, g'(x_{|\mathcal{I}|} \gamma))$ and $\Sigma = E(g'(x_i \gamma) x_i^\top x_i)$. Next we consider the remaining term (68). Using the Lipschitz condition on $f'(\cdot)$ and $g'(\cdot)$, the term (68) is bounded by

$$\begin{aligned}
& \frac{1}{|\mathcal{I}|} \sum_{i \in \mathcal{I}} \left([g(x_i \tilde{\gamma}) - g(x_i \gamma)] [x_i (\beta - \hat{\beta}) x_i (\gamma - \hat{\gamma})] \right) \lesssim \frac{1}{|\mathcal{I}|} \sum_{i \in \mathcal{I}} |x_i (\beta - \hat{\beta})| (x_i (\gamma - \hat{\gamma}))^2, \\
& \frac{1}{|\tilde{\mathcal{I}}_z|} \sum_{i \in \tilde{\mathcal{I}}_z} \left([g(x_i \tilde{\gamma}) - g(x_i \gamma)] [x_i (\beta - \hat{\beta}) x_i (\gamma - \hat{\gamma})] \right) \lesssim \frac{1}{|\tilde{\mathcal{I}}_z|} \sum_{i \in \tilde{\mathcal{I}}_z} |x_i (\beta - \hat{\beta})| (x_i (\gamma - \hat{\gamma}))^2.
\end{aligned}$$

Using the fact \mathcal{I} is independent with $\hat{\beta}$ and $\hat{\gamma}$, we apply the ℓ_2 bound to the first term as

$$\frac{1}{|\mathcal{I}|} \sum_{i \in \mathcal{I}} |x_i (\beta - \hat{\beta})| (x_i (\gamma - \hat{\gamma}))^2 \lesssim_P \|\hat{\beta} - \beta\|_2 \|\hat{\gamma} - \gamma\|_2^2.$$

The second term is bounded by using the fact that $(\max(s_\beta, s_\gamma) \log p)^{3/2}/n_z = O_p(1)$. With

Lemma 9

$$\begin{aligned} \frac{1}{|\tilde{\mathcal{I}}_z|} \sum_{i \in \tilde{\mathcal{I}}_z} \left(\left| x_i(\beta - \hat{\beta}) \right| (x_i(\gamma - \hat{\gamma}))^2 \right) &\lesssim_P \|\hat{\beta} - \beta\|_2 \|\hat{\gamma} - \gamma\|_2^2 \left(1 + \frac{(\max(s_\beta, s_\gamma) \log p)^{3/2}}{n_z} \right) \\ &\lesssim_P \|\hat{\beta} - \beta\|_2 \|\hat{\gamma} - \gamma\|_2^2. \end{aligned}$$

Therefore collecting the bounds for (65), (67) and (68), we conclude that

$$\text{Term (43)} \lesssim_P \left\{ s_\beta + s_{\max} s_{\min}^{1/2} \sqrt{\frac{\log p}{n_z}} + \sqrt{s_\beta s_\gamma} \sqrt{\frac{1}{|\mathcal{I}|}} \right\} \sqrt{\frac{\log^2 p}{n_z n_y}}.$$

□

Next we need to introduce following definitions and properties about the sub-gaussian distribution and sub-exponential distribution. For a random variable U , its sub-gaussian norm is defined as $\|U\|_{\psi_2} = \sup_{q \geq 1} \frac{1}{\sqrt{q}} (\mathbb{E}|U|^q)^{\frac{1}{q}}$ and its sub-exponential norm is defined as $\|U\|_{\psi_1} = \sup_{q \geq 1} \frac{1}{q} (\mathbb{E}|U|^q)^{\frac{1}{q}}$. For a random vector $U \in \mathbb{R}^p$, its sub-gaussian norm is defined as $\|U\|_{\psi_2} = \sup_{v \in S^{p-1}} \|\langle v, U \rangle\|_{\psi_2}$ and sub-exponential norm is defined as $\|U\|_{\psi_1} = \sup_{v \in S^{p-1}} \|\langle v, U \rangle\|_{\psi_1}$, where S^{p-1} is the unit sphere in \mathbb{R}^p . The following lemma shows that the product of sub-gaussian variables and one bounded variable is a sub-exponential variable.

Lemma 6. *Denote the $Q_\beta = \text{Var}(f(\beta_0 + x_i\beta))$ and $I = \text{Cov}(f(\beta_0 + x_i\beta), g(\gamma_0 + x_i\gamma))$. Under the sub-Gaussian distribution assumption on v_i, ε_i and x_i , we have*

$$\begin{aligned} \|v_i f(\beta_0 + x_i\beta) - \mathbb{E}(v_i f(\beta_0 + x_i\beta))\|_{\psi_1} &\leq 2 \|f(\beta_0 + x_i\beta)\|_{\psi_2} \|v_i\|_{\psi_2}, \\ \|g(\gamma_0 + x_i\gamma) f(\beta_0 + x_i\beta) - \mathbb{E}(g(\gamma_0 + x_i\gamma) f(\beta_0 + x_i\beta))\|_{\psi_1} &\leq 2 \|g(\gamma_0 + x_i\gamma)\|_{\psi_2} \|f(\beta_0 + x_i\beta)\|_{\psi_2}. \end{aligned}$$

By applying Corollary 5.17 in Vershynin Vershynin (2010) on the sum of sub-exponential distribution, we have following result

$$\mathbb{P} \left(\left| \frac{1}{n} \sum_{i=1}^n v_i f(\beta_0 + x_i\beta) - \mathbb{E}(v_i f(\beta_0 + x_i\beta)) \right| \geq t \sqrt{\frac{Q_\beta}{n}} \right) \leq 2 \exp(-ct^2) \quad (69)$$

$$\mathbb{P} \left(\left| \frac{1}{n} \sum_{i=1}^n g(\gamma_0 + x_i\gamma) f(\beta_0 + x_i\beta) - \mathbb{E}(g(\gamma_0 + x_i\gamma) f(\beta_0 + x_i\beta)) \right| \geq t \sqrt{\frac{Q_\beta Q_\gamma}{n}} \right) \leq 2 \exp(-ct^2) \quad (70)$$

Lemma 7. *Define $\mathcal{D}(s) = \{u \in \mathcal{R}^p : |\text{supp}(u)| \leq s, \|u\| = 1\}$ as the set of unit vectors*

with sparsity less than s . Let $X_{n \times p}$ denote n i.i.d. sub-gaussian random vectors, then with $\epsilon = \sqrt{(2s \log p + \log(2/\delta))/(cn)}$ and probability larger than $1 - \delta$, we have

$$\sup_{u \in \mathcal{D}(s)} \left| u^\top \left(\frac{X^\top X}{n} - \Sigma \right) u \right| \leq \epsilon.$$

Proof. Here we use Lemma 2.2 from Vershynin (2012). Let A be a Hermitian $p \times p$ matrix, and let \mathcal{N}_ϵ be an ϵ -net of $\mathcal{D}(s)$ for some $\epsilon \in [0, 1)$. Then

$$\sup_{u \in \mathcal{D}(s)} |\langle Ax, x \rangle| \leq (1 - 2\epsilon)^{-1} \sup_{x \in \mathcal{N}_\epsilon} |\langle Ax, x \rangle|.$$

The sub-gaussian assumption on X_i implies that for fixed u and small ϵ , we have following gaussian tail bound,

$$\mathbb{P} \left\{ \left| \frac{1}{n} \sum_{i=1}^n \langle X_i, u \rangle^2 - \mathbb{E} \langle X_i, u \rangle^2 \right| > \epsilon \right\} \leq 2e^{-c\epsilon^2 n}. \quad (71)$$

Let $\epsilon = 1/2$ and for $\mathcal{D}(s)$, we have $|\mathcal{N}_\epsilon| \leq (6p)^s$. Specifically, define $\mathcal{S}(J) = \{u \in \mathcal{R}^p : \text{supp}(u) \subset J, \|u\| = 1\}$ as the set of unit vectors with support on the J and $\mathcal{D}(s) = \bigcup_{\text{supp}(J)=s} \mathcal{S}(J)$. For $\mathcal{S}(J)$ with fixed J and $|J| = s$, the corresponding net has size 6^s and the number of different J is less than p^s . Now we unfix u and use (71), for each u in the net \mathcal{N} , we conclude by the union bound that the event

$$\left| \frac{1}{n} \sum_{i=1}^n \langle X_i, u \rangle^2 - \mathbb{E} \langle X_i, u \rangle^2 \right| < \epsilon \quad \text{for all } u \in \mathcal{N}$$

holds with probability at least

$$1 - |\mathcal{N}| \cdot 2e^{-c\epsilon^2 n} \geq 1 - 2e^{2 \log ps - c\epsilon^2 n}.$$

Now if we choose $\epsilon^2 = (2s \log p + \log(2/\delta))/(cn)$, this probability is further bounded $1 - \delta$ as required. □

Lemma 8. Assume that $\|u\| = 1$ and $\|v\| = 1$ with $u \in \mathcal{C}(S_u, 3)$ and $v \in \mathcal{C}(S_v, 3)$. Let $X_{n \times p}$ denote n i.i.d. sub-gaussian random vectors, we have with probability larger than $1 -$

$$p^{-1}e^{-\max\{s_u, s_v\}}$$

$$\sup_{u \in \mathcal{C}(S_u, 3), v \in \mathcal{C}(S_v, 3)} \left| u^\top \left(\frac{X^\top X}{n} - \Sigma \right) v \right| \lesssim \sqrt{\frac{\max(s_u, s_v) \log p}{n}},$$

where $s_v = \text{supp}(S_v)$ and $s_u = \text{supp}(S_u)$.

Proof. According to Lemma 14 of Rudelson and Zhou (2012), it is shown that the convex cone set $\mathcal{C}(S, \xi)$ is contained in the convex hull of the images of the sparse vectors with norms not exceeding $(1 - \delta)^{-1}$ with $0 < \delta < 1$, that is

$$\mathcal{C}(S', \xi) \cap S^{p-1} \subset (1 - \delta)^{-1} \text{conv} \left(\bigcup_{|J|=d} V_J \cap S^{p-1} \right)$$

where V_J is the vector space spanned by standard basis $\{e_j\}_{j \in J}$ and $d \asymp |S'|$. Therefore

$$\begin{aligned} \sup_{u \in \mathcal{C}(S_u, 3)} \sup_{v \in \mathcal{C}(S_v, 3)} u(\widehat{\Sigma} - \Sigma)v &\leq \frac{1}{(1 - \delta)^2} \sup_{u \in \text{conv}(\bigcup_{|J|=d_u} V_J \cap S^{p-1})} \sup_{v \in \text{conv}(\bigcup_{|J|=d_v} V_J \cap S^{p-1})} u(\widehat{\Sigma} - \Sigma)v \\ &= \frac{1}{(1 - \delta)^2} \sup_{u \in (\bigcup_{|J|=d_u} V_J \cap S^{p-1})} \sup_{v \in (\bigcup_{|J|=d_v} V_J \cap S^{p-1})} u^\top (\widehat{\Sigma} - \Sigma)v \end{aligned} \quad (72)$$

$$\leq \frac{1}{(1 - \delta)^2} \sup_{u, v \in (\bigcup_{|J|=d_u+d_v} V_J \cap S^{p-1})} u^\top (\widehat{\Sigma} - \Sigma)v. \quad (73)$$

Here $d_u \approx s_u$ and $d_v \approx s_v$. The equality holds (73) because $f(u) = u^\top (\widehat{\Sigma} - \Sigma)v$ and $f(v) = u^\top (\widehat{\Sigma} - \Sigma)v$ are both convex functions and the maximum occurs at the extreme points of the set $\text{conv}(\bigcup_{|J|=d_u} V_J \cap S^{p-1})$ and $\text{conv}(\bigcup_{|J|=d_v} V_J \cap S^{p-1})$.

Note $\widehat{\Sigma} - \Sigma$ is hermitian matrix and V_S is the vector space spanned by $\{e_j\}_{j \in S}$, therefore for any index set J with $|J| = d_u + d_v$,

$$\sup_{u, v \in V_J \cap S^{p-1}} \left| u^\top (\widehat{\Sigma} - \Sigma)u \right| = \sup_{u_J, v_J \in S^{d_v+d_u-1}} \left| u_J^\top (\widehat{\Sigma}_{J,J} - \Sigma_{J,J})u_J \right|,$$

where u_J denotes the vector on the set J and $\widehat{\Sigma}_{J,J}$ and $\Sigma_{J,J}$ denote the corresponding $|J| \times |J|$

matrices restricted on the set J . Thus, we have

$$\sup_{u,v \in (\bigcup_{|J|=d_u+d_v} V_J \cap S^{p-1})} u^\top (\hat{\Sigma} - \Sigma) v = \sup_{\{J; |J|=d\}} \sup_{u_J, v_J \in S^{d-1}} \left| u_J^\top (\hat{\Sigma}_{J,J} - \Sigma_{J,J}) v_J \right| \quad (74)$$

$$\leq \sup_{u \in \mathcal{D}(d_u+d_v)} \left| u^\top (\hat{\Sigma} - \Sigma) u \right|. \quad (75)$$

Besides, according to Lemma 7 above, we have with probability larger than $1 - p^{-1}e^{-s}$,

$$\sup_{u \in \mathcal{D}(s)} \left| u^\top (\hat{\Sigma} - \Sigma) u \right| \lesssim \sqrt{\frac{s \log p}{N}}.$$

Combining the result with (73) and (75), we have with probability larger than $1 - p^{-1}e^{-cs_{\max}}$

$$\sup_{u \in \mathcal{C}(S_u, 3), v \in \mathcal{C}(S_v, 3)} \left| u^\top \left(\frac{X^\top X}{n} - \Sigma \right) v \right| \lesssim \sqrt{\frac{s_{\max} \log p}{n}}.$$

□

Lemma 9. Assume that $\|u\| = 1$ and $\|v\| = 1$ with $u \in \mathcal{C}(S_u, 3)$ and $v \in \mathcal{C}(S_v, 3)$. Let $X_{n \times p}$ denote n i.i.d. sub-gaussian random vectors, then we have with probability larger than $1 - p^{-1} \exp(-\max(s_u, s_v))$,

$$\max_{\substack{v \in \mathcal{C}(S_v, 3) \\ u \in \mathcal{C}(S_u, 3)}} \left(n^{-1} \sum_{i=1}^n |x_i u| (x_i v)^2 \right) \lesssim \left(1 + \frac{(\max(s_u, s_v) \log p)^{3/2}}{n} \right)$$

where $s_v = \text{supp}(S_v)$ and $s_u = \text{supp}(S_u)$.

Proof. To begin with, we use the same argument as (8) to bound the term (76), which is

$$\sup_{u \in \mathcal{C}(S_u, 3)} \sup_{v \in \mathcal{C}(S_v, 3)} \sum_{i=1}^n |x_i u| (x_i v)^2 \quad (76)$$

$$\begin{aligned} &\leq \frac{1}{(1-\delta)^3} \sup_{u \in \text{conv}(\bigcup_{|J|=d_u} V_J \cap S^{p-1})} \sup_{v \in \text{conv}(\bigcup_{|J|=d_v} V_J \cap S^{p-1})} \sum_{i=1}^n |x_i u| (x_i v)^2 \\ &= \frac{1}{(1-\delta)^3} \sup_{u \in (\bigcup_{|J|=d_u} V_J \cap S^{p-1})} \sup_{v \in (\bigcup_{|J|=d_v} V_J \cap S^{p-1})} \sum_{i=1}^n |x_i u| (x_i v)^2 \end{aligned} \quad (77)$$

Here $d_u \approx s_u$ and $d_v \approx s_v$. The equality (77) holds because $f(u) = |x_i u|$ and $f(v) = (x_i v)^2$ are both convex functions and the maximum occurs at the extreme points of the set

$\text{conv} \left(\bigcup_{|J|=d_u} V_J \cap S^{p-1} \right)$ and $\text{conv} \left(\bigcup_{|J|=d_v} V_J \cap S^{p-1} \right)$.

Next we apply the standard covering argument to bound (77). For any $J \subset \{1, \dots, p\}$ with $|J| = s$, we can find a δ -net for $V_J \cap S^{p-1}$ as

$$\mathcal{T}_J = \{v_{(1)}^J, \dots, v_{(t)}^J\},$$

which can be done with $t \leq (3/\delta)^s$. Then we use $\mathcal{T}_u = \bigcup_{|J|=d_u} \mathcal{T}_J$ and $\mathcal{T}_v = \bigcup_{|J|=d_v} \mathcal{T}_J$ as a δ -net set for $\bigcup_{|J|=d_u} V_J \cap S^{p-1}$ and $\bigcup_{|J|=d_v} V_J \cap S^{p-1}$. Choose $\delta = 1/2$ and thus,

$$|\mathcal{T}_u| \leq (6p)^{d_u}, |\mathcal{T}_v| \leq (6p)^{d_v}.$$

For any $v \in \bigcup_{|J|=d} V_J \cap S^{p-1}$, we can find J with $|J| = d$ and $v_1 \in \mathcal{T}$ such that $\|v_1 - v\|_2 \leq 1/2$ and $v_1, v \in V_J \cap S^{p-1}$. Therefore, $(v_1 - v) / \|v_1 - v\|_2 \in V_J \cap S^{p-1}$. Now we observe that

$$\begin{aligned} \sum_{i=1}^n |x_i u| (x_i v)^2 &\leq \sum_{i=1}^n |x_i u| (x_i v_1)^2 + \sum_{i=1}^n |x_i u| (x_i (v - v_1))^2 \\ &\leq \max_{v_1 \in \mathcal{T}_v} \sum_{i=1}^n |x_i u| (x_i v_1)^2 + \|v - v_1\|_2^2 \cdot \sum_{i=1}^n |x_i u| \left(x_i \frac{v - v_1}{\|v - v_1\|_2} \right)^2 \\ &\leq \max_{v \in \mathcal{T}_v} |x_i u| (x_i v)^2 + 0.25 \left(|x_i u| x_i \frac{v - v_1}{\|v - v_1\|_2} \right)^2 \\ &\leq \max_{v \in \mathcal{T}_v} |x_i u| (x_i v)^2 + 0.25 \sup_{v \in (\bigcup_{|J|=d_v} V_J \cap S^{p-1})} \sum_{i=1}^n |x_i u| (x_i v)^2. \end{aligned}$$

Since the above holds for any $v \in \bigcup_{|J|=d_v} V_J \cap S^{p-1}$, we have that

$$\sup_{v \in (\bigcup_{|J|=d_v} V_J \cap S^{p-1})} \sum_{i=1}^n |x_i u| (x_i v)^2 \leq \frac{1}{1 - 0.25} \max_{v \in \mathcal{T}_v} \sum_{i=1}^n |x_i u| (x_i v)^2.$$

Similar analysis can be applied to $u \in \bigcup_{|J|=d_u} V_J \cap S^{p-1}$, and therefore we have

$$\sup_{u \in (\bigcup_{|J|=d_u} V_J \cap S^{p-1})} \sup_{v \in (\bigcup_{|J|=d_v} V_J \cap S^{p-1})} \sum_{i=1}^n |x_i u| (x_i v)^2 \lesssim \max_{u \in \mathcal{T}_u} \max_{v \in \mathcal{T}_v} \sum_{i=1}^n |x_i u| (x_i v)^2,$$

Combining with 77 then

$$\sup_{u \in \mathcal{C}(S_u, 3)} \sup_{v \in \mathcal{C}(S_v, 3)} \sum_{i=1}^n |x_i u| (x_i v)^2 \lesssim \max_{u \in \mathcal{T}_u} \max_{v \in \mathcal{T}_v} \sum_{i=1}^n |x_i u| (x_i v)^2$$

Next we bound the $\max_{u \in \mathcal{T}_u} \max_{v \in \mathcal{T}_v} \sum_{i=1}^n |x_i u| (x_i v)^2$. Note the bounded sub-Gaussian norm of $x_i u$ and $x_i v$ implies that there exists a constant $C_7 > 0$ depending on K such that

$$\mathbb{E} (|x_i u| (x_i v)^2) \leq C_7,$$

therefore in the following we consider

$$\max_{u \in \mathcal{T}_u} \max_{v \in \mathcal{T}_v} \left| n^{-1} \sum_{i=1}^n (|x_i u| (x_i v)^2 - \mathbb{E} (|x_i u| (x_i v)^2)) \right|.$$

First we consider $n^{-1} \sum_{i=1}^n \sqrt{(x_i u)^2} (x_i v)^2 - \mathbb{E}(\sqrt{(x_i u)^2} (x_i v)^2)$ for any $v \in S^{p-1}, u \in S^{p-1}$. Fix $u, v \in S^{p-1}$. Let $Z_i = |x_i u| (x_i v)^2 - \mathbb{E}(|x_i u| (x_i v)^2)$. Notice that $x_i v$ and $x_i u$ has a bounded sub-Gaussian norm by condition 1, and we denote the sub-gaussian norm of x_i by K . It follows that $|Z_i|^{1/3}$ is also a sub-Gaussian variable. Hence, there exists a constant $C_1 > 0$ depending only on K such that

$$\mathbb{P} (|Z_i| > z) \leq \exp (C_1 z^{2/3})$$

for any $z > 0$. Therefore Z_i belongs to the sub-weibull distribution as defined in Kuchibhotla and Chakraborty (2020) with $\alpha = 2/3$. It follows by their Theorem 3.1 that there exist constants $C_2, C_3 > 0$ depending only on the K and α such that for any $t > 0$

$$\mathbb{P} \left(\left| \sum_{i=1}^n Z_i \right| \geq C_2 \sqrt{nt} + C_3 t^{3/2} \right) \leq 2 \exp(-t) \quad \text{for all } t \geq 0. \quad (78)$$

Apply the union bound and we have

$$\mathbb{P} \left(\max_{u \in \mathcal{T}_u} \max_{v \in \mathcal{T}_v} \left| \sum_{i=1}^n Z_i \right| \geq C_2 \sqrt{nt} + C_3 t^{3/2} \right) \leq 2 \exp(c(s_u + s_v) \log p - t).$$

In our setting, we consider $\max(s_u, s_v)$ is large enough such that $\max(s_u, s_v) = O(n^{1/2}/\log p)$. By choosing t such that $t = (c + 1)(s_u + s_v) \log p > n^{1/2}$, there is

$$\mathbb{P} \left(\max_{u \in \mathcal{T}_u} \max_{v \in \mathcal{T}_v} \left| \sum_{i=1}^n Z_i \right| \gtrsim C[(s_u + s_v) \log p]^{3/2} \right) \leq p^{-1} \exp(-(s_u + s_v)).$$

Thus, with probability larger than $1 - p^{-1} \exp(-(s_u + s_v))$

$$\max_{\substack{v \in \mathcal{C}(S_u, 3) \\ u \in \mathcal{C}(S_v, 3)}} \left(n^{-1} \sum_{i=1}^n |x_i u| (x_i v)^2 \right) \lesssim 1 + \frac{(\max(s_u, s_v) \log p)^{3/2}}{n}.$$

□