

# Balancing Garbage Collection vs I/O Amplification using hybrid Key-Value Placement in LSM-based Key-Value Stores

Giorgos Xanthakis<sup>1</sup>, Giorgos Saloustros, Nikos Batsaras<sup>1</sup>, Anastasios Papagiannis<sup>1</sup>, Angelos Bilas<sup>1</sup>  
Institute of Computer Science (ICS), Foundation for Research and Technology – Hellas (FORTH),  
Greece 100 N. Plastira Av., Vassilika Vouton, Heraklion, GR-70013, Greece  
{gxanth, gesalous,nikbats,apapag, bilas}@ics.forth.gr

## Abstract

Key-value (KV) separation is a technique that introduces randomness in the I/O access patterns to reduce I/O amplification in LSM-based key-value stores for fast storage devices (NVMe) [1, 12, 20, 31, 32, 34, 38, 39]. KV separation has a significant drawback that makes it less attractive: Delete and especially update operations that are important in modern workloads [47, 49] result in frequent and expensive garbage collection (GC) in the value log.

In this paper, we design and implement *Parallax*, which proposes hybrid KV placement that reduces GC overhead significantly and maximizes the benefits of using a log. We first model the benefits of KV separation for different KV pair sizes. We use this model to classify KV pairs in three categories *small*, *medium*, and *large*. Then, *Parallax* uses different approaches for each KV category: It always places large values in a log and small values in place. For medium values it uses a mixed strategy that combines the benefits of using a log and eliminates GC overhead as follows: It places medium values in a log for all but the last few (typically one or two) levels in the LSM structure, where it performs a full compaction, merges values in place, and reclaims log space without the need for GC.

We evaluate *Parallax* against RocksDB that places all values in place and BlobDB [20] that always performs KV separation [49]. We find that *Parallax* increases throughput by up to 12.4x and 17.83x, decreases I/O amplification by up to 27.1x and 26x, and increases CPU efficiency by up to 18.7x and 28x respectively, for all but scan-based YCSB workloads.

## 1 Introduction

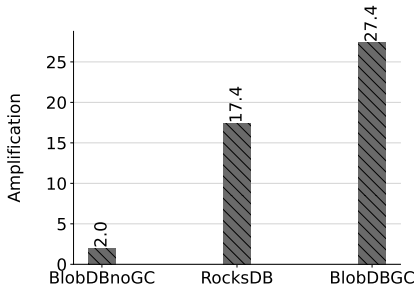
Key-value stores typically use at their core the write-optimized LSM-Tree [36] to handle bursty inserts and amortize write I/O costs. LSM-Tree organizes data in multiple levels of increasing size. Each data item travels through levels until it reaches the last level. LSM-based designs have two important characteristics: 1) They always produce large I/Os to the device and 2) They incur high I/O amplification, up to several multiples of 10x compared to the dataset size [17]. This is still the right tradeoff for hard disk drives (HDDs): Under small, random I/O requests, HDD performance degrades by more than two orders of magnitude, from 100s of MB/s to

100s of KB/s. With the emergence of fast block-based storage devices, such as NAND-Flash solid state drives (SSDs) and block-based non-volatile memory devices (NVMe), behavior is radically different under small, random I/Os: At relatively high concurrency, these devices achieve a significant percentage of their maximum throughput even with random I/Os.

Previous work has used a new technique, key-value (KV) separation [1, 12, 20, 31, 34, 38, 39] to introduce some degree of randomness in I/Os generated by KV stores and reduce I/O amplification. KV separation appends key-value pairs in a value log as they are inserted (in unsorted order) and essentially converts the KV store to a multistage index over the log. Therefore, compaction operations across LSM levels involve only keys and metadata, without moving values. This reduces I/O amplification dramatically for large KV pairs.

However, KV separation results in frequent garbage collection (GC) for the log [12, 46]: Delete and especially update operations that are common [47, 49] generate old (garbage) values in the value log that need to be garbage collected frequently to avoid excessive space amplification. Similar to past experience [8, 43], garbage collection in the value log is an expensive process. Typically, GC requires two main and expensive operations: (1) Identify valid values: We need to scan each log segment to identify if a value is the latest value for a key in the dataset and therefore used. This requires a lookup read for each value. Reads in the multistage index are already expensive in LSM-based KV stores. This becomes exceedingly expensive as the number of keys in each log segment increases, e.g. when there is pressure to free space eagerly or when the KV pair size is small as shown in Figure 1. (2) Relocate valid values: For values that are valid, they need to be copied to a new segment at the end of the log, and metadata pointers that point to them need to be updated, generating additional I/Os and high amplification. Then, the old segment can be reclaimed for later use. Both operations (identify, relocate) incur high overhead. Figure 1 shows the effects of GC in I/O amplification using RocksDB (no KV separation) and BlobDB (with KV separation) for small KV pairs that dominate in Facebook production workloads [49]. There is a huge difference in BlobDB I/O amplification with and without GC overhead, by more than 13x. When using GC, BlobDB I/O amplification is even higher than RocksDB (27.4 vs. 17.4). Figure 1 shows only the identification cost of valid values since there are no deletes/updates and no

<sup>1</sup>Also with the Department of Computer Science, University of Crete, Greece.



**Figure 1.** I/O amplification for BlobDB (with and without GC) and RocksDB for inserts of small (33 bytes) KV pairs.

relocation occurs. The identification consumes valuable read throughput from clients get/scan operations. In the case of deletes/updates the I/O amplification increases even more since the GC mechanism relocates valid KV pairs by appending them at the tail of the log. The relocation operation consumes valuable write throughput from inserts/updates, the Write Ahead Log, and compaction operations.

In this paper, we propose *Parallax*, an LSM-based KV store design for fast storage devices that uses hybrid KV placement to address these issues. *Parallax* provides the benefits of using a log without the excessive cost for GC overhead in the log, as follows. First, we use the observation that workloads typical use KV pairs of different sizes [49], including small, medium, and large KV pairs. In particular, small KV pairs in many cases constitute a large percentage (60%) of the workload [49], although medium and large KV pairs may dominate in terms of cumulative size. We model the benefits of KV separation and we identify three size-based categories with different behavior and benefits during KV separation (Figure 2): small KV pairs ( $KV_{size} \leq 100$ ) that do not benefit significantly in I/O amplification from using a log ( $\leq 3x$ ), large KV pairs ( $KV_{size} \geq 1024$ ) that exhibit order-of-magnitude benefit (between  $6x - 12x$ ), and medium in between that have smaller but significant benefits (between  $3x - 6x$ ). In addition, we observe that large values incur low GC overhead, small and medium values incur high GC overhead, with small values introducing excessive GC costs. This large variance in the benefits of KV separation (Figure 1), combined with the significant overhead of garbage collection in the value log makes KV separation less attractive for workloads with mixed KV-pair sizes.

Based on our analysis and observations, we design *Parallax* that uses different KV placement strategies for different KV pair sizes. *Parallax* always places large KV pairs in a log with a clear benefit in I/O amplification at low GC cost. *Parallax* places in the log large KV pairs, even if they consist of small values and large keys. *Parallax* stores small KV pairs in place, within each LSM level. We use a B+-tree index for each LSM level and store small KV pairs in its index leaves,

while it performs transfers from level to level as in LSM-type approaches [36, 44] (Figure 1).

For medium size KV pairs, *Parallax* uses a new technique: We place medium KV pairs in a log up to the last level and then compact the transient log in the last level, freeing the transient log. Given that the transient log is freed when KV pairs are re-placed in the LSM structure, there is no GC overhead associated for the transient log. Therefore, medium KV pairs, combine most of the I/O amplification benefits with almost no GC overhead. To achieve this, *Parallax* essentially trades space amplification for the transient log for a significant reduction in I/O amplification. However, since all levels grow with a factor  $f$ , typically 8 for space efficiency purposes [17], the space amplification in *Parallax* is limited.

Using hybrid KV placement in multiple logs and in-place introduces challenges with ordering and recovery. *Parallax* uses log sequence numbers to maintain ordering of keys within each region. In addition, *Parallax* offers crash-consistency, and can recover to a previous (but not necessarily the last) write, discarding all subsequent writes, as is typical in modern KV stores [21, 24].

We implement *Parallax* and evaluate a full-fledged *Parallax* prototype with YCSB and different workloads. We compare *Parallax* to RocksDB [22] that places all values in-place and with BlobDB [20] that uses KV separation. Our evaluation shows that for YCSB workloads load A through run D with mixed size KV pairs, *Parallax* compared to RocksDB and BlobDB increases throughput by up to 12.4x and 17.83x, decreases I/O amplification by up to 27.1x and 26x, and increases CPU efficiency by up to 18.7x and 28x. For range queries (run E-scans) with mixed size KV pair sizes *Parallax* has 7.95x more throughput than BlobDB and is 1.48x worse than RocksDB closing the gap compared to previous systems that perform KV separation [34].

Overall, the main contributions of our work are:

1. We propose hybrid KV placement that achieves most of the benefits of using a log for KV separation without excessive GC overhead.
2. We present an asymptotic analysis that describes I/O amplification in leveled LSM-based KV stores with and without KV separation and we use it to guide our design.
3. We design *Parallax* that provides hybrid KV placement, addressing issues of ordering and recovery, handling variable size keys and variable size updates for all logs and in-place values.

## 2 Modeling I/O Amplification

In this section we start from an analytical model that calculates I/O amplification in LSM key value stores which perform leveled compaction [36]. Then, we calculate I/O amplification for KV stores that use a value log and perform leveling compaction [12, 34, 39]. Based on this analysis we

calculate the benefit for I/O amplification of placing KV pairs in a log vs. in place, in the LSM levels themselves.

Amplification has two significant components: First, assuming level size grows by  $f$  times across consecutive levels, the system reads and writes an excess of  $f$  times more bytes, compared when merging  $L_i$  to  $L_{i+1}$ . Second, the cost of data reorganization across multiple levels as data travel towards the lowest (largest) level: In a system with  $l$  levels, each data item moves through all levels resulting in  $l$  times excess traffic. We refer to these quantities of excess traffic as **merge amplification** and **level amplification**, respectively.

Equation 1 captures I/O amplification in the insert path under the assumption that during a merge operation, the lower level is fully read and written [12, 22, 34, 36, 39, 44].

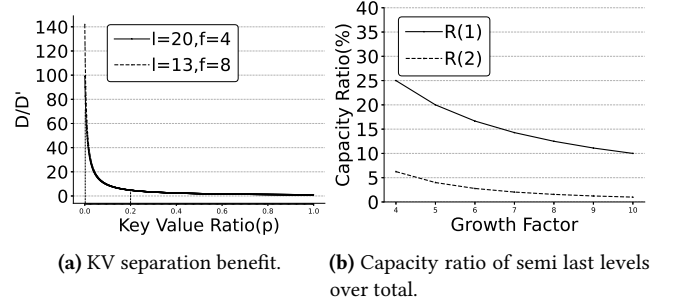
$$\begin{aligned}
D &= \frac{S_l}{S_0}(S_0) + 2 \sum_{j=1}^{S_l/S_0} ((j-1) \bmod f) \cdot S_0 \\
&+ \frac{S_l}{S_1}(2S_1) + 2 \sum_{j=1}^{S_l/S_1} ((j-1) \bmod f) \cdot S_1 \\
&+ \dots \\
&+ \frac{S_l}{S_{l-1}}(2S_{l-1}) + 2 \sum_{j=1}^{S_l/S_{l-1}} ((j-1) \bmod f) \cdot S_{l-1} \quad (1)
\end{aligned}$$

$D$  is the amount of I/O traffic produced until all  $S_l$  data reach  $L_l$ . If  $S_0$  is the size of the in-memory  $L_0$  and  $S_l$  is the size of the last level, then we can assume that the entire dataset is equal to  $S_l$  and that all data will eventually move to the last level  $S_l$ . Then,  $S_l/S_i$  is the total number of merge operations from  $L_i$  to  $L_{i+1}$ , until all data reach  $L_l$ .

Equation (1) consists of multiple sub-expressions (rows), one per level, to capture level amplification. Each subexpression captures merge amplification between two consecutive levels, using two terms.

In each subexpression (row), the first term represents the data of the upper (smaller) level that have to be read and written during the merge operation. For each level  $L_i$ ,  $0 \leq i \leq l-1$ , each time one of the  $S_l/S_i$  merge operations occurs, all data stored in  $L_i$  are read and written, thus causing I/O traffic of size  $2S_i$  (first term). Note that, in the first sub-expression for  $L_0$  that resides in memory, the factor of 2 is missing in the first term, indicating that we do not perform I/O to read data that are already in memory.

The second term captures the total amount of data that are read and written from  $L_{i+1}$  in order to merge the overlapping ranges of  $L_i$  and  $L_{i+1}$ . The  $\sum$  operator expresses the fact that batches of size  $S_i$  will require  $S_l/S_i$  merge operations at the corresponding level. The mod operator captures the fact that the size of the lower (larger) level grows *incrementally* up to  $f$ : in the first merge operation the lower level has no data (i.e.,  $j-1=0$ ); in the next merge, the lower level contains data equal to  $1x$  the upper level; in each subsequent



**Figure 2.** (a) Amplification ratio without and with KV separation ( $\frac{D}{D'}$  in Equation 4) as a function of  $p$  (x axis). (b) Percentage of space occupied cumulatively by the first  $N-1, N-2$ , and  $N-3$  levels compared to the total space occupied by the KV store for different growth factors.

merge operation it contains data  $2x, 3x$ , etc. of the data in the upper level. These data need to be read and written during merging, hence the factor of 2 before the sum. We can re-write Equation 1 as:

$$\begin{aligned}
\text{Eq. 1} \Rightarrow D &= (2l-1)S_l + 2S_{l-1} \sum_{j=1}^{f^l} (j-1) \bmod f \\
&+ \dots + 2S_0 \sum_{j=1}^{f^l} (j-1) \bmod f \Rightarrow \\
D &= (2l-1)S_l + 2S_{l-1} \left( \frac{f^l}{f} \cdot \frac{(f-1)(f-1+1)}{2} \right) \\
&+ \dots + 2S_0 \left( \frac{f^l}{f} \cdot \frac{(f-1)(f-1+1)}{2} \right) \Rightarrow \\
D &= S_l(l-1 + fl) \quad (2)
\end{aligned}$$

Equation 2 expresses the amount of data read and written during KV operation, until all data reach the lowest level.

## 2.1 KV separation benefits

Similarly to Equations 1 and 2 we calculate traffic for KV stores that use KV separation. Each SST now stores only keys and thus its size is equal to  $K_i$ , with  $S_i = K_i + V_i$ . The value log contains all KV pairs stored in the system, so its size is  $S_l$ . Consequently, we can write:

$$\begin{aligned}
D' &= \frac{K_l}{K_0}(K_0) + 2 \sum_{j=1}^{K_l/K_0} ((j-1) \bmod f) \cdot K_0 \\
&+ \dots \\
&+ \frac{K_l}{K_{l-1}}(2K_{l-1}) + 2 \sum_{j=1}^{K_l/K_{l-1}} ((j-1) \bmod f) \cdot K_{l-1} \\
&+ S_l \Rightarrow \\
D' &= K_l(l-1+fl) + S_l \tag{3}
\end{aligned}$$

Equation 3 expresses the amount of data read and written when using a KV log, until all data reach the lowest level. The last term  $S_l$  in Equation 3 represents the fact that all KV pairs are appended once to the KV log.

Finally, the ratio  $\frac{D}{D'}$  (Equations 2 and 3) expresses the benefit of KV separation over in-place values. If we assume that  $p$  is the key to value size ratio  $p = K_l/(K_l + V_l) = K_l/S_l$ , then we can introduce  $p$  in this ratio by dividing both numerator and denominator with  $S_l$ , which is the total size of values. Therefore, we get:

$$\frac{D}{D'} = \frac{\frac{D}{S_l}}{\frac{D'}{S_l}} = \frac{(l-1+fl)}{p * (l-1+fl) + 1} \tag{4}$$

## 2.2 Discussion

Figure 2(a) plots this ratio as a function of  $p$ . Based on this figure we can use two thresholds for  $p$ ,  $T_{SM}$  and  $T_{ML}$ , to divide KV pairs in three categories, based on their benefits in I/O amplification from KV separation:

1. Large KV pairs with  $0 < p \leq T_{ML}$ , where the benefit can be more than an order of magnitude and where GC does not introduce significant overhead.
2. Small KV pairs with  $T_{SM} < p \leq 1$ , where the benefit is small and the GC overhead becomes excessive.
3. Medium KV pairs, with  $T_{ML} < p \leq T_{SM}$ , where the benefit is smaller, but still substantial and will manifest only if we reduce the corresponding GC overhead.

First, we should note that there are no models available for the cost of GC in systems that use KV separation. Experimental evidence from our and related work is that these overheads are high. Delete and especially update operations, which are common in modern workloads [49], cause fragmentation in the value log. To avoid high space amplification [18], there is a need for frequent garbage collection (GC) in the value log, which incurs high overhead [8, 12, 20, 46]. Typically, the system initiates GC periodically and after a configurable amount of update (delete) operations. The log is usually organized as a list of contiguous chunks of space (*log segments*). GC scans KV pairs in a configurable number of log segments to identify and relocate valid KV pairs, using and updating the multilevel KV index. Identifying valid KV pairs incurs *lookup cost*. Lookup cost depends significantly

on the number of KV pairs in a segment. Especially, for small KV pairs this is high. In addition, lookup cost is independent of the workload in that even with a small percentage of delete and update operations GC must perform a lookup for each KV pair in a log segment. Relocating valid KV pairs at the end of the log incurs *cleanup cost* for transferring KV pairs and updating index pointers to the new KV locations. Cleanup cost depends mostly on the percentage of update and delete operations.

Therefore, in our work we use  $T_{ML} = 0.02$  where the benefits of placement in the log are so high that will not be offset by the mediocre GC overhead of large KV pairs. On the other extreme, we use  $T_{SM} = 0.2$ , beyond which point I/O amplification benefits are small and will most likely be offset and exceeded by GC overheads for small KV pairs. This leaves a relatively large range for medium KV pairs. For instance, if keys are roughly 20 bytes, then small KV pairs have values roughly below 80 bytes, large KV pairs have values larger than roughly 1000 bytes, and medium KV pairs are in-between. We believe that there is merit in examining these thresholds in more detail in future work, taking into account other parameters as well, e.g. the mix and percentage of different operation types (reads, inserts, updates, deletes).

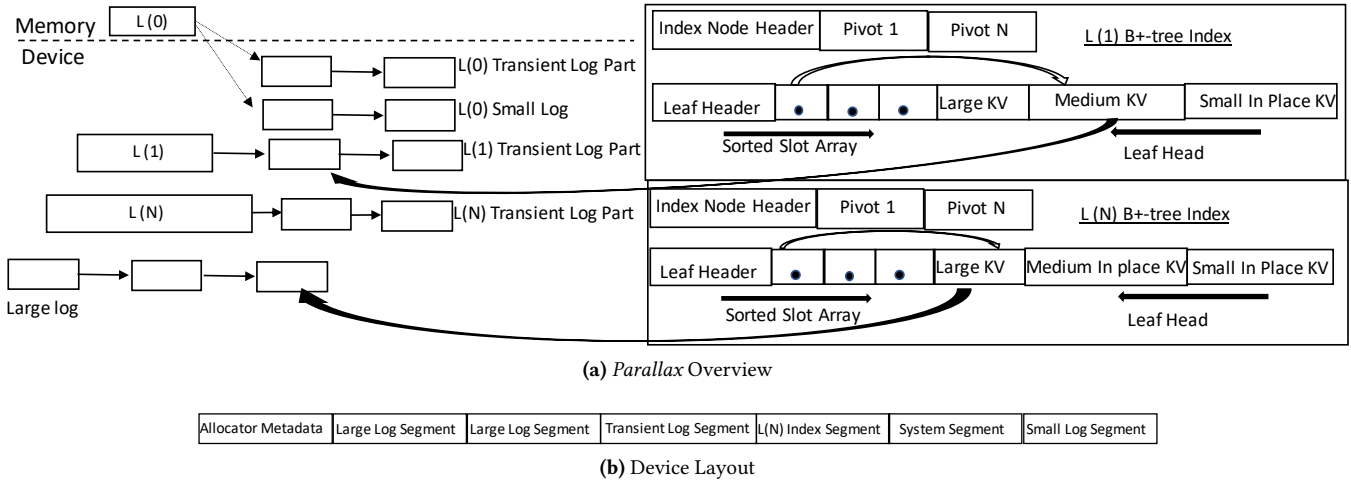
Second, we note that this model can be simplified for systems, such as *Parallax*, where the index stores only fixed-size prefixes instead of variable-size keys. To keep the model more general and applicable to other systems as well, we use the above formulation. In practice, keys are typically smaller than values and similar in size to prefixes.

Next, we present our design for *Parallax*.

## 3 Parallax Design

The main idea in *Parallax* is to reduce GC overhead by using hybrid KV placement, based on KV pair sizes: *Parallax* stores small KV pairs always in-place, in the B+-tree leaves, and performs full compactions for small KV pairs. For large KV pairs, *Parallax* always places KV pairs in a dedicated log for large KV pairs and uses a dedicated GC process, similar to previous work [12, 20, 34, 39].

For medium KV pairs, *Parallax* uses a novel technique: It uses a (transient) log to store KV pair during the first levels, e.g. up to  $L_i$ , and then merges the KV pairs in place for the remaining few levels. When merging, *Parallax* stores medium KV pairs in the  $L_i$  B+-tree index. Therefore, *Parallax* does not need to perform GC in the transient log. Instead, it merely reclaims the log after compaction. Although medium KV pairs are eventually merged in the LSM structure, this technique results in significant benefits; in LSM-based KV stores all levels, regardless of their size, contribute by the same percentage to the overall I/O amplification since all KV pairs traverse exactly the same path.



**Figure 3.** Overview of *Parallax* (a) index and log design and (b) device layout.

While placing KV pairs in the index and in multiple logs, *Parallax* needs to deal with ordering and recovery of operations that modify state (insert, update, delete). Next, we first provide an overview of *Parallax* and then we discuss how it handles KV pairs in each category.

### 3.1 Overview

Figure 3(a) shows an overview of *Parallax*. *Parallax* is a leveled, LSM KV store that offers a dictionary API (insert, delete, update, get, scan) of variable size KV pairs stored in non-overlapping ranges, named *regions*. KV regions share the same storage space through a common allocator [10], as shown in Figure 3(b). *Parallax* organizes each level as a full B+-tree [6] index for all KV pairs in the level [39, 44]. For KV pairs that are placed in logs it keeps a prefix of configurable size (12 bytes currently) in the index.

*Get* operations examine hierarchically all levels from  $L_0$  to  $L_N$  and return the first occurrence. *Scan* operations create one scanner per-level and use the index to fetch keys in sorted order. They combine the results of each level to provide a global sorted view of the keys. To increase concurrency, each B+-tree index implements Bayer’s B+-tree concurrency protocols [5]. *Delete* operations mark keys with a tombstone and defer the delete operation similar to RocksDB [22], freeing up space at the next compaction. Finally, *update* operations are similar to a combined *insert* and *delete*.

At each *insert* operation, *Parallax* calculates the ratio  $p$  of prefix to KV pair size and uses  $T_{SM}$  and  $T_{ML}$  to categorize each KV pair. *Parallax* uses the prefix size as the nominator for  $p$  and places KV pairs in the log when the cumulative KV pair has a large size. In the rest of this paper, and for simplicity we refer to as small, medium, and large to describe the whole KV pair size. Based on the KV pair category (small, medium, large), *Parallax* uses the respective mechanism for

placement. It inserts in  $L_0$  the corresponding item or pointer to an item, in which case it also writes the respective log for insert and update operations.

### 3.2 Handling Small and Large KV pairs

*Parallax* stores small KV pairs in the B+-tree index of each level as follows. Initially, *Parallax* inserts small KV pairs in the Small log for recovery purposes and then inserts them in its in memory  $L_0$  B+-tree index. The B+-tree index in each level consists of two types of nodes: *Index* and *Leaf* nodes, as shown in Figure 3(a). Index nodes store pivots, whereas leaf nodes store either (a) a pointer to the KV location or (b) the actual KV pair. For (a), *Parallax* uses also prefixes [9] for the first  $M$  bytes of the key used for key comparisons inside a leaf. Prefixes reduce significantly I/Os to the logs since leaves constitute the vast majority of tree nodes [32, 38, 39]. Index nodes and leaf nodes have a configurable size. In our case we use 12 KB for index and 8 KB for leaf nodes respectively.

*Parallax* organizes its leaves dynamically (Figure 3(a)), to store variable size KV pairs or pointers to KV pairs: In each leaf, there are two dynamically growing segments, the *slot array* and the *data segment* [13, 25]. The slot array is a small array where each cell is 4 bytes. Each cell contains an offset inside the leaf where the actual data are and grows from left to right. We reserve the highest three bits of each cell in the array to store the KV category. The data segment is an append only buffer that contains pointers to the log or the in-place KV pairs and grows from right to left. With this technique, *Parallax* is able store a dynamic number of KV pairs per leaf because when the slot array and the data segment borders interfere we know that the leaf is full. For update operations we append the new value and update the slot array. When the data segment runs out of space we decide either to compact the leaf if it has fragmented space

(due to updates) or to perform a typical split leaf rebalance operation [6].

*Parallax* places large KV pairs in a log and uses a garbage collection (GC) mechanism to reclaim free space. GC mechanism in *Parallax* works as follows. We use one dedicated GC thread for all regions, which we invoke either synchronously when the system is under capacity pressure to reclaim space or asynchronously, based on a condition. *Parallax* keeps a private system region named *GC region* where it keeps information about free space, similar to other systems [45]. This info includes the segments (set currently in 2 MB) of the large KV log that have free space due to update/delete operations.

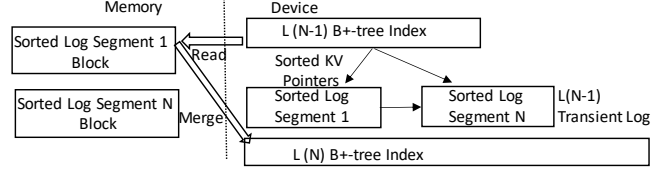
GC region consists only of small keys (16 byte KV size), so it only uses a Small log for recovery purposes and has a small memory/space footprint. For a device of 2 TB capacity, 2 MB segments, and only large KVs, the GC region size in the worst case is 16 MB. When compaction threads discover a deleted/updated for a large KV, they 1) use the KV's device offset to locate the corresponding large log segment start offset. Since all space in *Parallax* is segment aligned, compaction threads calculate the segment start offset through a modulo operation 2) update segment free space counter in the GC region using segment's start offset as key. The GC thread wakes up periodically to check the state of the free space. If a segment's free space exceeds a preconfigured threshold (10%), it performs the following steps. First, it iterates over all the segment KV pairs and issues look-up operations to the multilevel index to see which KVs are valid. Finally, it transfers the valid ones via a put operation to the corresponding region and reclaims the segment.

### 3.3 Handling Medium KV Pairs

For medium KV pairs, *Parallax* uses a transient log to reduce I/O amplification and merges the log in place to reclaim the full log space without the need for GC. Using a transient log for medium KV pairs, raises two questions: (a) What is the size of the transient log and the associated space amplification? (b) What is the cost of merging the transient log back in the LSM structure?

**Transient log size:** We notice that a value log does not grow significantly in size for the first levels in the LSM-tree. The cumulative capacity of the first levels in an LSM-based KV store is a small percentage of the last one or two levels. Given a growth factor  $f$ , we can calculate the total capacity  $S_N$  of  $N$  levels as  $S = S_0 * \frac{(1-f^N)}{(1-f)}$ . Similarly, the aggregate capacity  $S_{N-1}$  of the  $N-i$  first levels is  $S_{N-1} = S_0 * \frac{(1-f^{N-i})}{(1-f)}$ . Then, we can calculate the ratio  $R(i)$  of capacity for the first  $N-i$  levels compared to  $N$  levels as  $R(i) = \frac{1-f^{N-i}}{1-f^N}$ .

Figure 2(b) shows  $R(1)$  and  $R(2)$  for growth factors between 4 and 10. We use growth factor from 4 to 10 because growth factor 4 is optimal for the LSM-tree and results in minimum



**Figure 4.** Transient log compaction process at the  $L_{N-1}$  level.

I/O amplification. Larger growth factors in the range 8-10, increase I/O amplification slightly in favor of lower space amplification for workloads with high update ratios. If we assume that the full dataset is placed at the last level and all intermediate levels are essentially updates, then a smaller growth factor results in relatively more space for intermediate LSM levels, increasing space amplification compared to the dataset size (last level). Therefore, production systems prefer to use growth factors around 8-10.

We see that in the worst-case scenario, where all KV pairs belong to the medium category, using a log up to, but excluding, the last level  $L_{N-1}$  ( $R(1)$ ) will delay freeing between 10% ( $f = 8$ ) and 25% ( $f = 4$ ) of the device capacity until we merge values back to the LSM-tree. At the same time, we get almost all benefit of using a log, by not reorganizing medium KV pairs for all but the last level. If we merge medium KV pairs at level  $L_{N-2}$  ( $R(2)$ ), then we will delay freeing at most 6% of the space. In both cases, all space will be freed as medium values are merged to the last one or two levels.

**Merge cost for the transient log:** A basic prerequisite of the compaction process in the LSM-tree [36] is to insert keys from  $L_{i-1}$  to  $L_i$  in sorted order to amortize I/O costs. Otherwise, this process does not amortize I/O costs and just performs redundant data transfers. As a result, we must insert the KV pairs of the transient log in sorted order.

The index of  $L_{N-1}$  already contains the pointers to the KV pairs of the transient log sorted. However, a full scan of the transient log in this case causes a significant penalty in traffic for the following reason. Medium KV pairs are in the order of hundred of bytes compared with the minimum block size (4 KB) of the device and are in random order. As a result the system may end up performing one 4 KB I/O operation for a few hundred bytes resulting in high I/O amplification, e.g. up to 40x the size of the transient log for 100 byte KV pairs.

To overcome this cost, *Parallax* first appends medium KV pairs in the Small log along with small KVs for recovery purposes. It is important to notice that the Small log in *Parallax* has the equivalent role of a Write-Ahead-Log. Then, it fully stores medium KV pairs in memory in  $L_0$ . During compaction from  $L_0$  to  $L_1$ , *Parallax* uses its  $L_0$  B+-tree index to insert in  $L_1$  KV pairs in a sorted manner. Specifically, it appends the medium KV pairs in the transient log and inserts the pair <prefix,pointer> in the  $L_1$  index.

Then, each segment of the transient log is attached to a particular LSM level and travels down the LSM hierarchy with compaction operations alongside the corresponding index (Figure 3(a)). When a transient log segment reaches the last level, it can be reclaimed as a whole after merging its contents back to the LSM structure.

During merging of each transient log segment, *Parallax* needs to fetch the segment once and incrementally, as shown in Figure 4. For example, in the case of an  $L_{N-1}$  size of 200 GB and growth factor 8 (so  $L_N = 1.6$  TB) and transient log segments of 8 MB, *Parallax* needs about 200 MB of memory to perform the merge operation, if it fetches 8KB at a time from each segment. It is important to note that this process works because fast storage devices, such as NVMe, allow us to perform 8 KB random read I/Os at high throughput (at approximately 80% of the optimal device throughput in our case).

Finally, to ensure that each compaction satisfies the growth factor we keep two sizes for each level  $L_i$  using as size for medium KV pairs: 1) The size of the prefix + log pointer and 2) their actual key + value size. We use the former as the size for  $L_i$  when merging to it the previous level  $L_{i-1}$  and the later as the size for  $L_i$  when merging it to the next level  $L_{i+1}$ .

### 3.4 Space Management, I/O Paths, and Recovery

In *Parallax*, each region consists of a per-level B+-tree index and the three KV-pair logs, as shown in Figure 3(a). Each of these entities allocate space at a large (segment) granularity (currently 2 MB in *Parallax*), as shown in Figure 3(b). Writes in *Parallax* occur either for writing a chunk (256 KB) of a log segment or during compaction to write the new merged level in segment (2 MB) granularity. On the other hand, get and scan operations in *Parallax* generate by design (logs and B+-tree index) small (4 KB) and random I/Os to reduce amplification [38, 39]. Finally, *Parallax* uses direct I/O in segment granularity to read levels  $L_i$  and  $L_{i+1}$  during compaction.

During initialization, *Parallax* maps to its address space the available storage, either from block devices or files. *Parallax* uses two different I/O paths [14]:

1. Memory-mapped I/O to read data from logs and traverse each level index during get and scan operations.
2. Direct I/O (with `write()` and `read()` system calls) for writing all logs and read/write for merging levels during compaction.

Memory-mapped I/O is a good fit for *Parallax*'s read access pattern (small and random). The reasons for this are 1) It saves CPU cycles (up to 30%) [27, 37, 39] compared to a userspace cache, especially when the data are already in DRAM, and 2) It avoids copies from kernel to userspace. In particular, *Parallax* uses Fastmap [11, 40] open-source project which is a custom mmap I/O path optimized for storage. Fastmap also provides the ability to set the memory size; it statically allocates the configured memory on initialization.

On the contrary, *Parallax* avoids memory-mapped I/O for writes and uses direct I/O for the following reasons:

1. Write requests are always large (order of hundreds of KB); thus, consecutive 4 KB write page faults (instead of a system call) to issue large write I/Os adds CPU overhead.
2. Lack of direct control to issue the write I/O requests - `msync()` blocks all page faults in the process due to the root (per process) page table lock [40].
3. Write operations from compaction and log through mmap pollute the cache.

Compactions read the levels via `read()` system calls in segment (2 MB) granularity and extract KVs from leaves that are already in sorted order per level. Then they merge-sort the levels into the new  $L'_{i+1}$  and build its B+-tree index bottom-up since KVs arrive in sorted order. As a result, B+-tree leaves for  $levels \geq 1$  are always full. Furthermore, *Parallax* saves CPU cycles since insert operations do not traverse the tree levels; they append the next KV in the current  $L'_{i+1}$  leaf. For each region's log *Parallax* keeps a circular *tail buffer* where it appends new entries. When a chunk of the log buffer is full (256 KB), it appends it to the device. Get and Scan operations from  $L_0$  that dereference log pointers (Medium, Large) check if the pointer resides in memory or the device.

On compaction completion, *Parallax* frees the space of  $L_i$  and  $L_{i+1}$  and especially for  $L_0$  to  $L_1$  compactions reclaim part of the Small log which contains the compacted KV pairs. Then, *Parallax* logs in a global (for all regions) redo-log three vital info for recovery 1) The list of segments allocated for  $L'_{i+1}$  tree, 2) The list of freed segments, and 3) The entry that describes the new level in the system catalog. Specifically, for  $L_0$  to  $L_1$  compactions it records also the offset of the logs up to which *Parallax* has added entries to  $L_1$ . Upon recovery, *Parallax* replays this log applies the changes to its in-memory allocator metadata, updates its system catalog, and replays its logs (Small, Large) to recreate  $L_0$ . *Parallax* periodically persists its catalog and allocator metadata info to reduce recovery time. It is important to notice that except for the Small log, which contains small and medium KVs of  $L_0$  Large log serves recovery purposes.

*Parallax* needs to also deal with KV pairs that change category after an update that may increase or reduce its size. To solve this issue and to maintain ordering of operations within each region, we use a Log Sequence Number (LSN) per log entry. LSN is an eight-byte, per-region counter which we atomically increment before appending to any of the logs and we store it with each log entry. During region recovery, *Parallax* replays each log entry of the three logs with the correct order, as indicated by their LSN number.

Finally, *Parallax*, as most other KV stores [21, 24], acknowledges writes as soon as they are written in memory after the group commit (flush). Therefore, *Parallax* can recover to a previous consistent point, which may not include the last

Workload	KV Size Mix S%-M%-L%	# KV pairs (Millions)	Cache Size (GB)	Dataset Size (GB)
Small (S)	100-0-0	500	2	10
Medium (M)	0-100-0	200	4	26
Large (L)	0-0-100	100	16	100
Small Dominated (SD)	60-20-20	100	4	22.5
Medium Dominated (MD)	20-60-20	100	4	25.5
Large Dominated (LD)	20-20-60	100	4	62.5

**Table 1.** Workloads description in number of KV pairs, cache size, and dataset size. Small KV pairs are up to 119 Bytes, Medium KV pairs have sizes between 120-1023 Bytes, and Large KV pairs have size greater than 1024 Bytes.

(acknowledged) write. Most KV stores (and *Parallax*) can be configured to acknowledge writes after they are written to the device or to perform more frequent flush operations, but these are not commonly used as they increase acknowledgment delay or I/O overhead.

## 4 Methodology

Our testbed consists of a single server which runs the key-value store and the YCSB [16] client. The server is equipped with two Intel(R) Xeon(R) CPU E5-2630 running at 3.2 GHz, with 12 physical cores for a total of 24 hyper-threads and with 256 GB of DDR4 DRAM. It runs CentOS 7.3 with Linux kernel 4.4.159. The server has one Intel Optane P4800X device model with total capacity of 375 GB [29].

We compare *Parallax* to RocksDB that places all KV pairs in-place and to BlobDB that always performs KV separation. We configure BlobDB and RocksDB v6.11.4 with 128MB for the WAL and 4 threads for background I/O operations (log flushing and compactions), on top of *XFS* with disabled compression and jemalloc [19], as recommended. We configure RocksDB to use direct I/O because we evaluate experimentally that in our testbed results in better performance. Furthermore, we use RocksDB’s user-space LRU cache, by varying the size of the cache based on the workload which we similarly use for *Parallax* as shown in Table 1. To have an equal comparison we disable bloom filters for RocksDB and *Parallax* as BlobDB does not yet support them. For BlobDB we set GC to scan 30% of the log when the GC threads wake up after a compaction. For *Parallax* we set GC to reclaim a log segment when 10% of the segment is invalid. We choose these thresholds for the GC mechanism on each system because preventing space waste is a high priority in production [28].

We evaluate six workloads in terms of KV sizes, three that use KV pairs with a single size (Small, Medium, Large) and three that use mixed KV pair sizes (Small-Dominated, Medium-Dominated, and Large-Dominated), as suggested by Facebook and Twitter workloads [2, 47, 49]. Each workload can be described as the percentages of the KV pair sizes it

includes, e.g. 100% small KV pairs. KV pair sizes are categorized as small, medium, or large, based on the analysis of Section 2. Table 1 summarizes these workloads. Additionally, the last two columns in Table 1 describe the dataset size for each workload and the cache size used for all systems for each workload.

We use the following key and value sizes for each category. All categories have a key size of 24 bytes on average. The value size is 9 bytes for small KV pairs, 104 bytes for medium KV pairs, and 1004 (YCSB) for large KV pairs. These result in  $p = 0.02$  for large KV pairs,  $p = 0.72 > 0.2$  for small KV pairs, and  $p = 0.19$  (between 0.02 and 0.2) for medium KV pairs, closer to the small rather than the large category as this is more representative of actual workloads.

We also vary the type of operations, based on YCSB. We use Load A and Run A for large parts of our analysis as the mixes of these two operations exhibit the lookup and cleanup costs of our analysis of garbage collection in the log: Load A includes 100% insert operations and exhibits only the lookup cost of GC, whereas Run A includes update (50%) and read (50%) operations and exhibits both lookup and cleanup costs. Furthermore, in the case of mixed workloads, update operations of Run A change the sizes of KV pairs and thus their category. We also pay attention to Run E that includes scan operations which are important for systems that use KV separation. Finally, we also show results for the full YCSB workloads.

In all cases, we examine throughput in Kops/sec, I/O amplification as ratio of device traffic (reads and writes) over application traffic, and efficiency in Kcycles/op. We calculate cycles/op as:

$$cycles/op = \frac{CPU\_utilization}{100} \times \frac{cycles}{s} \times cores}{average\_ops/s},$$

where *CPU\_utilization* is the average CPU utilization for all CPUs, excluding idle and I/O wait time, as given by *mpstat*. As *cycles/s* we use the per-core clock frequency, *average\_ops/s* is the throughput reported by YCSB, and *cores* is the number of system cores including hyperthreads.

We use a C++ version of YCSB [42] and we modify it to produce different values according to the KV pair size distribution we study. In all systems we use a total of 8 databases and 16 threads respectively.

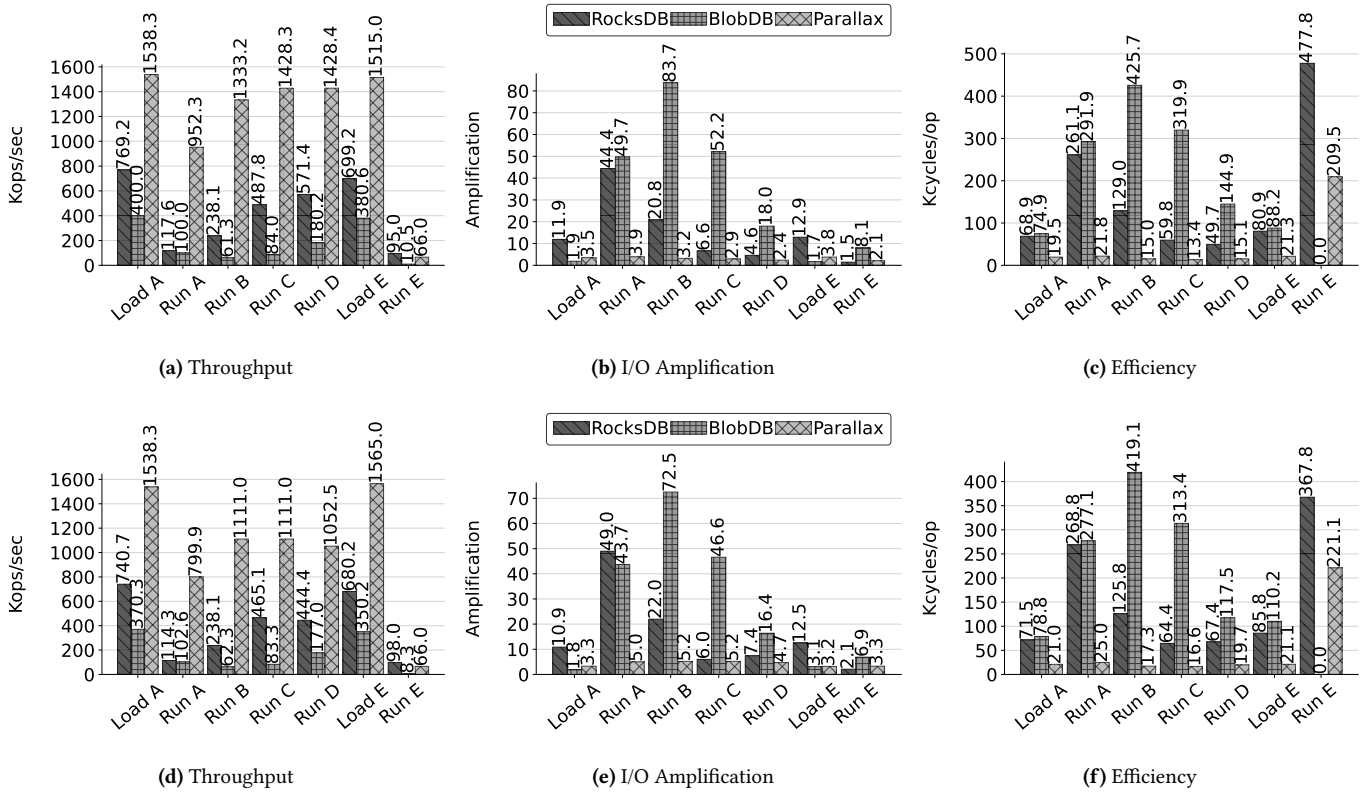
Finally, we use  $T_{SM} = 0.2$  and  $T_{ML} = 0.02$  and we explore two variants. We leave a more detailed exploration of  $T_{SM}$  and  $T_{ML}$  based on the workload in terms of KV size and operation distributions, for future work.

## 5 Experimental Evaluation

In our evaluation we examine the following questions:

1. What is the impact of hybrid KV placement in *Parallax*, compared to full in-place and full KV separation?





**Figure 5.** Throughput (left), I/O amplification (middle), and efficiency (right) for all YCSB workloads for *Parallax*, RocksDB, and BlobDB for two workloads: SmallD (top row) and MediumD (bottom row).

2. What is the benefit of introducing the medium category?
3. What is the impact of merging medium KV pairs in-place earlier than the last level?
4. What is the impact of sorting log segments for medium KV pairs in  $L_0$ ?

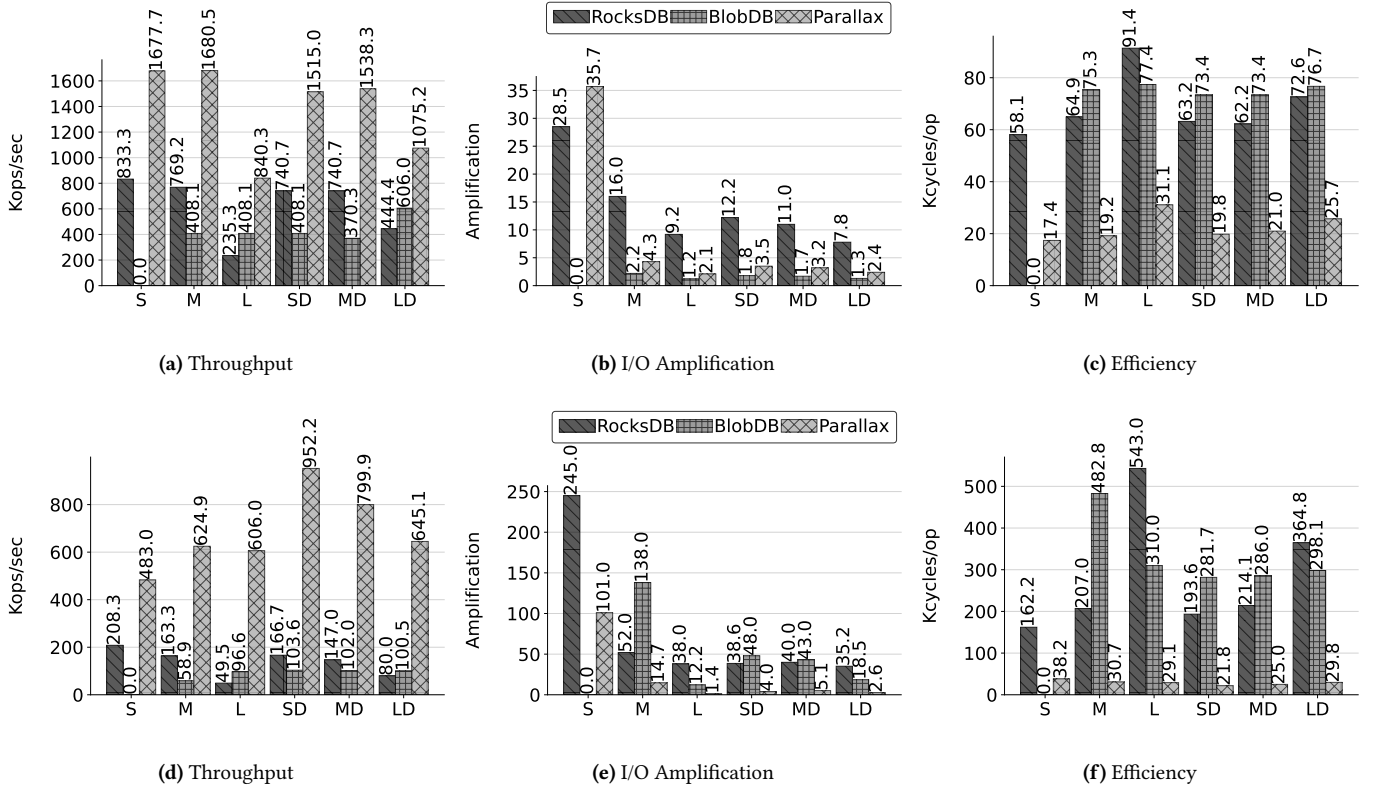
**Impact of Hybrid KV Placement:** First, Figure 5 shows results for all YCSB workloads for SD (top row) and MD (bottom row). We use these two workloads because they are more typical in modern applications [47, 49]. In addition to Load A and Run A, *Parallax* increases throughput, decreases I/O amplification, and increases efficiency for all workloads except for Run E, compared to both RocksDB and BlobDB. In both SD and MD, for Run B, C, and D *Parallax* increases throughput by up to 5.6x and 61x, reduces I/O amplification by up to 6.5x and 26x, and increases efficiency by up to 8.6x and 28x.

Run E consists mostly of scan(95% scans 5% inserts) operations and we discuss it separately. We run Load E and Run E both for SD and MD workloads. We run Load E with 100M operations and for Run E we run 20M operations. In SD, MD *Parallax* moves at least 50% the medium KVs from logs to in-place in the index. Please note, we do not report

in the Figures 6 efficiency for BlobDB as this is too high (3165 Kcycles/op) and about 8x worse than both *Parallax* and RocksDB. Comparing *Parallax* to RocksDB, RocksDB exhibits 1.43x (SD) and 1.48x (MD) higher throughput. It is important to note here that having all keys in place is the best organization for scan operations, which however comes at a high cost (I/O amplification and CPU efficiency) for most other workloads. BlobDB has a throughput for SD, MD of 6.2 and 7.6 Kops/s which makes KV separation impractical for such workloads. However, *Parallax* reduces this gap dramatically and within 36% (SD) and 39% (MD) of in-place. Therefore, *Parallax* hybrid KV placement is a much more practical approach for KV separation, with significant benefits from most workloads and small deficiencies for workloads where in-place KVs perform best.

Next, Figure 6 shows in more detail the impact of hybrid KV placement compared to RocksDB and BlobDB using Load A and Run A for all six mixes of KV-pair sizes (Table 1). Note, that the GC cost for *Parallax* in Load A is almost zero due to its GC mechanism (no updates take place), while *Parallax* exhibits the full GC cost for Run A.

For Load A (Figure 6, top row), we see that in terms of operation throughput, *Parallax* exhibits up to 3.57x and 4.15x



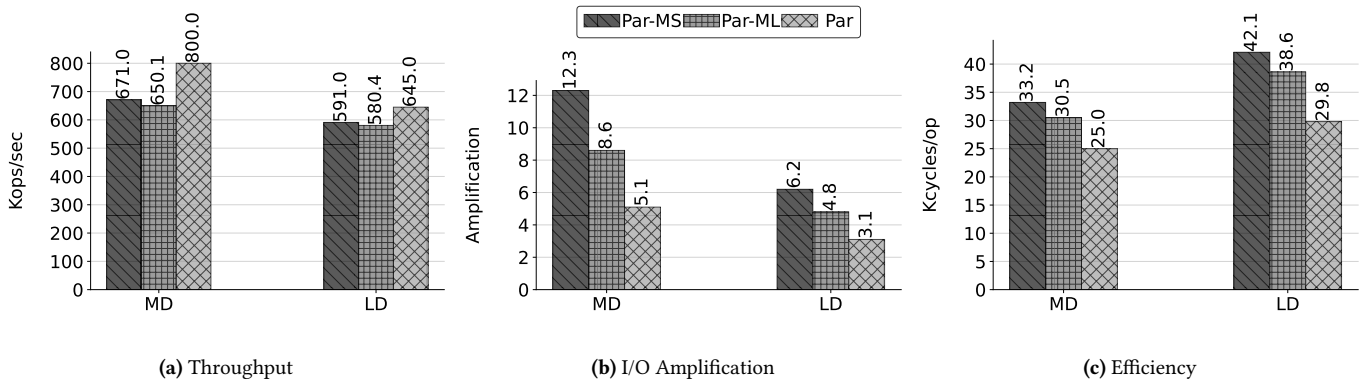
**Figure 6.** Throughput (left), I/O amplification (middle), and efficiency (right) for *Parallax* (hybrid) compared to RocksDB (always-in-place) and BlobDB (always-in-log) for two workloads: Load A (top row) and Run A (bottom row).

higher throughput compared to RocksDB and BlobDB, respectively. For all workloads except S (small KV pairs), *Parallax* reduces I/O amplification by up to 4.38x compared to RocksDB. Compared to BlobDB, *Parallax* exhibits up to 1.95x higher I/O amplification because BlobDB places all values in a log and never includes values in compactions. However, GC cost in BlobDB is high and makes BlobDB throughput significantly worse compared to *Parallax*. In terms of CPU efficiency we observe that *Parallax* is by up to 3.92x better than both systems, with RocksDB and BlobDB generally being relatively close and within 17% of each other. Please note that in the case of large only *Parallax* exhibits slightly higher I/O amplification compared to BlobDB (2.1 vs 1.2) due to its B+ tree index per level. For workload S, *Parallax* has 1.25x worse amplification because of the slot array in the B+ tree leaves. In particular, when KVs are small, the slot array accounts for 8% of the total leaf’s capacity. Regarding throughput *Parallax* has 2x more throughput than RocksDB. We suspect this difference comes from 1) The difference of the in-memory component [4, 48] and 2) RocksDB has resilience mechanisms such as CRCs (which cannot be disabled). We leave this investigation for future work. However, in our evaluation, we focus mostly on amplification which mainly represents *Parallax* techniques.

For Run A (Figure 6, bottom row) *Parallax* improves throughput, I/O amplification, and efficiency even further. Run A exhibits both lookup and cleanup costs for GC in the log for BlobDB, therefore, I/O amplification in BlobDB becomes even worse compared to *Parallax*. *Parallax* compared to RocksDB and BlobDB, increases throughput by up to 12.24x and 10.75x, reduces I/O amplification by up to 27.1x and 9.38x, and increases efficiency by up to 18.7x and 16x. For Run A *Parallax* has 1.3x less throughput and 2.4x more amplification.

**Benefits of introducing the medium category:** Next, we examine if the complexity of introducing the medium category results in substantial benefits. Figure 7 shows throughput and I/O amplification for Run A for two *Parallax* configurations: moving medium KV pairs to the small category (*Parallax*-MS) and moving them to the large category (*Parallax*-ML). Essentially, these two configurations for *Parallax* correspond to setting the KV pair thresholds to  $T_{SM} = T_{ML} = 0.02$ , for *Parallax*-MS and to  $T_{SM} = T_{ML} = 0.2$  for *Parallax*-ML.

We configure GC as we describe in Section 4. Also, the duration of the experiment is such that in all cases the GC threads process at least 97% of the system logs by the time the workload finishes. Figure 7 shows that for MD and LD



**Figure 7.** Run A throughput, I/O amplification, and efficiency for three configurations: 1) *Parallax*-MS and 2) *Parallax*-ML and 3) *Parallax* (Par). *Parallax*-MS and *Parallax*-ML use only the small and large categories. *Parallax*-MS classifies medium keys as small, whereas *Parallax*-ML classifies them as large.

using *Parallax* compared to *Parallax*-MS and *Parallax*-ML improves throughput by up to 1.23x and 1.11x respectively. Also, it reduces I/O amplification by up to 2.43x and 2x and increases efficiency by up to 1.32x and 1.41x. As expected, the difference is higher for MD, since in LD the large percentage of large KV pairs results in all three *Parallax* configurations placing most of the dataset in the log for large KV pairs.

**Merging medium KV pairs in-place earlier:** *Parallax* can merge medium KV pairs in place at different levels of the LSM structure. Merging KV pairs later in the LSM structure results in lower I/O amplification but higher space amplification due to larger logs for medium KV pairs. Therefore, merging medium KV pairs earlier limits the size of the transient log and thus reduces space amplification.

In terms of space amplification, our model (Figure 2(b)) shows that merging medium values in-place in  $L_{n-2}$  vs  $L_{n-1}$ , reduces space amplification for a growth factor of 8 from about 13% to less than 3%. For a growth factor of 4, space amplification is reduced from 25% to 6%. In terms of I/O amplification, we observe that each level contributes equally to level amplification (one level less for compactions of medium KV pairs), therefore, moving medium values in-place one level earlier increases level amplification by  $1/N$  ( $N$  is the max number of levels based on storage capacity). However, total I/O amplification includes also merge amplification.

In Figure 8 we configure *Parallax* with growth factor 4 and set  $L_0$  size to 128MB. We run Load A with 150M keys with workload M to create enough levels in the LSM tree and stress the system. In the runs with labels (N-1)/(N-2), Unsort (N-1)/(N-2), *Parallax* has transferred at least 90% of medium keys in place. Figure 8 quantifies the impact of merging medium KV pairs earlier. If we examine merging medium KV pairs (M workload - (N-1)/(N-2)) at levels  $L_{N-1}$  vs  $L_{N-2}$ , I/O amplification is 6.8 vs. 9.6 and throughput is 1579 Kops/s vs. 1339 Kops/s (Figure 8(a,b)). Therefore, a 16%

improvement in throughput and 34% improvement in I/O amplification come at a cost of about 4x increase in space amplification (from 6% to 25% for growth factor 4 or from 13% to 3% for growth factor 8). Depending on the tradeoffs in specific setups, we believe that merging values at either of the last two levels can be a good approach. Especially, if scan performance is also important, then merging at  $L_{n-2}$  is a good tradeoff.

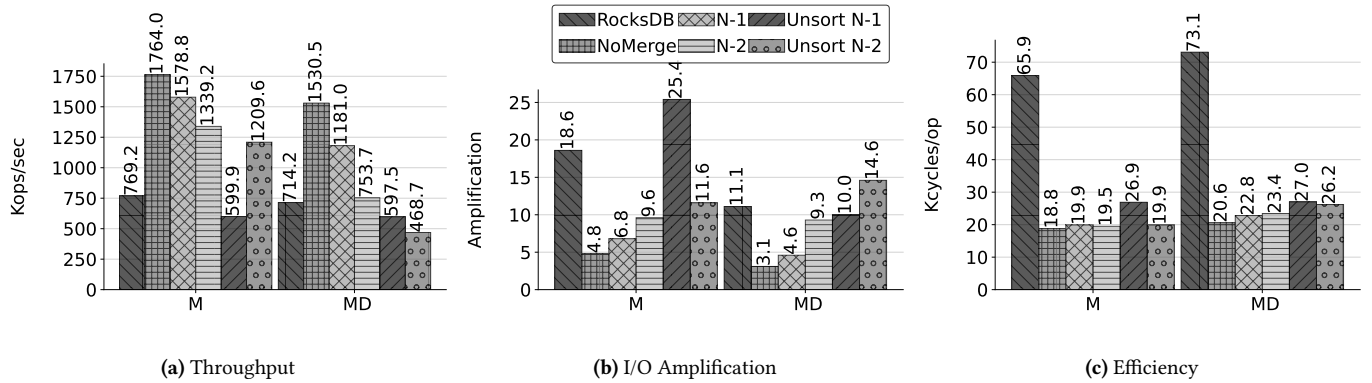
As a reference point, we also include numbers for RocksDB and a non-achievable (ideal) baseline, NoMerge. NoMerge is a version of *Parallax* that keeps medium KV pairs always in the log and never merges them in place, however, without performing any GC in the log either.

**Impact of sorting log segments in  $L_0$ :** To reduce the I/O traffic generated when merging medium KV pairs in place, *Parallax* uses a technique that eagerly sorts each transient log segment (as shown in Figure 4). This technique ensures that *Parallax* fetches only once each transient log segment in memory before merging in-place.

Figure 8 shows that in workload M, sorting segments in  $L_0$  (when merging medium KV pairs at  $L_{N-1}$ ), improves throughput by up to 2.63x, from 600 to 1578 Kops/s, and reduces I/O amplification by up to 4x (from 25.8 to 6.8). As a secondary observation, we note that if we choose to use unsorted segments, it is preferable to merge medium KV pairs at  $L_{N-2}$  instead of  $L_{N-1}$ . For workload MD, using sorted segments results also in higher throughput by up to 1.92x (merging at  $L_{N-1}$ ), in higher efficiency by up to 1.2x, and 2.17x higher I/O amplification. Therefore, sorted transient log segments appear to be overall a better approach.

## 6 Related Work

In this section we group related work in the following categories: (a) Techniques for KV separation, (b) GC for KV



**Figure 8.** Impact of merging medium KV pairs earlier for Load A that exhibits more compactions. (Top Row) Impact of sorted  $L_0$  segments for Load A that exhibits more compactions. (Bottom Row)

separation, and (c) Other techniques for reducing I/O amplification in LSM-Tree KV stores:

Previous work [33] models write amplification taking into account update operations. Our analysis does not consider updates, but we rather focus on modeling write amplification taking into account KV separation, which is the basis of *Parallax*. Previous systems that employ KV separation, such as Atlas [31], BlobDB [20], WiscKey [34], HashKV [12] and Kreon [39], append KV pairs in a value log and organize their index as a leveled LSM structure. At each level they keep only the metadata to the actual value locations. Tucana [38] also performs KV separation and uses a different multistage index structure of a  $B^e$ -Tree [7]. It stages KV pairs only at the last level of the index to reduce I/O amplification assuming a certain DRAM/Flash capacity ratio. KVell [32] is an efficient log structured key-value store designed for fast storage devices. It uses a value log and a single level B+-tree index in which it stores metadata (pointers) to the actual key-value pairs. Furthermore, it uses asynchronous IO (`io_uring` [3]) and batching to improve efficiency of device I/O. All these systems suffer from high GC overhead, especially for small and medium KV pairs which are important in production workloads [49]. Furthermore, the benefits of performing KV separation for small key value pairs, even without considering the GC costs, is practically negligible.

HashKV [12] deals with the high cost of GC in leveled LSM-type KV stores that perform KV separation. HashKV reduces GC overhead for update intensive workloads with heavy zipfian probability distribution. It tries to identify the hot keys (update-wise) and places them in a separate location in the value log. As a result it contains the fragmented segments in certain areas of the value log and then performs GC only these areas. *Parallax* is orthogonal to HashKV as it could adopt its techniques for the GC process of the large value log. SplitKV [26] is a single level key value store for byte addressable NVM and NVMe devices. It performs KV

separation for all KV pairs and place small keys ( $< 4KB$ ) in NVM and large  $\geq 4KB$  in NVMe. and keeps a global B+-tree index. When NVM is full, it transfers data to NVMe. Since all KV pairs eventually end up in NVMe, it incurs the same GC costs as the previous systems. The approach of SplitKV is orthogonal to *Parallax*. *Parallax* could manage the NVMe device log more efficiently, while SplitKV manages the NVM layer.

Another prominent technique that reduces I/O amplification is tiering [30]. In a tiered organization each level contains a set of sorted runs which contain overlapping key ranges. Tiering in contrast with leveling reduces amplification [35] with the penalty of expensive reads since you must check each sorted run per level. Systems such as Jungle [1], SplinterDB [15], EvenDB [23], and PebblesDB [41] use forms of this technique. *Parallax* tries to reduce I/O amplification for leveled LSM KV stores through hybrid KV placement.

## 7 Conclusions

In this paper, we design *Parallax*, a persistent LSM key value store for fast storage devices. *Parallax* first models and analyzes the benefits of using a log for KV separation. Based on this analysis it performs hybrid placement of KV pairs to reduce I/O amplification and improve space management. It does this by keeping small KV pairs in place, medium KV pairs in logs until the last level(s), and by always using a log for large KV pairs. Compared to RocksDB, *Parallax* increases CPU efficiency by up to 18.7x, decreases I/O amplification by up to 27.1x at the expense of increasing randomness of I/Os. We believe that *Parallax* techniques are compatible with production systems such as RocksDB and BlobDB, which can adopt them to reduce I/O amplification and increase CPU efficiency.

## References

- [1] Jung-Sang Ahn, Mohiuddin Abdul Qader, Woon-Hak Kang, Hieu Nguyen, Guogen Zhang, and Sami Ben-Romdhane. Jungle: Towards

- dynamically adjustable key-value store by combining lsm-tree and copy-on-write b+-tree. In *Proceedings of the 11th USENIX Conference on Hot Topics in Storage and File Systems, HotStorage'19*, page 9, USA, 2019. USENIX Association.
- [2] Berk Atikoglu, Yuehai Xu, Eitan Frachtenberg, Song Jiang, and Mike Paleczny. Workload analysis of a large-scale key-value store. In *Proceedings of the 12th ACM SIGMETRICS/PERFORMANCE Joint International Conference on Measurement and Modeling of Computer Systems, SIGMETRICS '12*, page 53–64, New York, NY, USA, 2012. Association for Computing Machinery.
- [3] Jens Axboe. *Efficient IO with io\_uring*, 2019. [https://kernel.dk/io\\_uring.pdf](https://kernel.dk/io_uring.pdf).
- [4] Oana Balmau, Rachid Guerraoui, Vasileios Trigonakis, and Igor Zablotchi. Flodb: Unlocking memory in persistent key-value stores. In *Proceedings of the Twelfth European Conference on Computer Systems, EuroSys '17*, page 80–94, New York, NY, USA, 2017. Association for Computing Machinery.
- [5] R. Bayer and M. Schkolnick. Concurrency of operations on b-trees. *Acta Inf.*, 9(1):1–21, March 1977.
- [6] Rudolf Bayer and Edward McCreight. *Organization and maintenance of large ordered indexes*. Springer, 2002.
- [7] Michael A. Bender, Martin Farach-Colton, William Jannen, Rob Johnson, Bradley C. Kuszmaul, Donald E. Porter, Jun Yuan, and Yang Zhan. An introduction to B<sup>+</sup>-Trees and write-optimization. *LogIn: The USENIX magazine*, 40(5):22–28, October 2015.
- [8] Trevor Blackwell, Jeffrey Harris, and Margo Seltzer. Heuristic cleaning algorithms in log-structured file systems. 05 2001.
- [9] Philip Bohannon, Peter Mcllroy, and Rajeev Rastogi. Main-memory index structures with fixed-size partial keys. In *Proceedings of the 2001 ACM SIGMOD International Conference on Management of Data, SIGMOD '01*, pages 163–174, New York, NY, USA, 2001. ACM.
- [10] Randal Burns and Wayne Hineman. A bit-parallel search algorithm for allocating free space. In *Proceedings of the Ninth International Symposium in Modeling, Analysis and Simulation of Computer and Telecommunication Systems, MASCOTS '01*, page 302, USA, 2001. IEEE Computer Society.
- [11] CARV-ICS. Fastmap project. <https://github.com/CARV-ICS-FORTH/FastMap>. Accessed: June 15, 2021.
- [12] Helen H. W. Chan, Yongkun Li, Patrick P. C. Lee, and Yinlong Xu. Hashkv: Enabling efficient updates in kv storage via hashing. In *Proceedings of the 2018 USENIX Conference on Usenix Annual Technical Conference, USENIX ATC '18*, pages 1007–1019, Berkeley, CA, USA, 2018. USENIX Association.
- [13] Youmin Chen, Youyou Lu, Kedong Fang, Qing Wang, and Jiwu Shu. utree: a persistent b+-tree with low tail latency. *Proceedings of the VLDB Endowment*, 13(11).
- [14] Howard Chu. Mdb: A memory-mapped database and backend for openldap. In *Proceedings of the 3rd International Conference on LDAP, Heidelberg, Germany*, page 35, 2011.
- [15] Alexander Conway, Abhishek Gupta, Vijay Chidambaram, Martin Farach-Colton, Richard Spillane, Amy Tai, and Rob Johnson. Splinterdb: Closing the bandwidth gap for nvme key-value stores. In *2020 USENIX Annual Technical Conference (USENIX ATC 20)*, pages 49–63. USENIX Association, July 2020.
- [16] Brian F. Cooper, Adam Silberstein, Erwin Tam, Raghu Ramakrishnan, and Russell Sears. Benchmarking cloud serving systems with ycsb. In *Proceedings of the 1st ACM Symposium on Cloud Computing, SoCC '10*, page 143–154, New York, NY, USA, 2010. Association for Computing Machinery.
- [17] Siying Dong, M. Callaghan, Leonidas Galanis, D. Borthakur, T. Savor, and Michael Strum. Optimizing space amplification in rocksdb. In *CIDR*, 2017.
- [18] Siying Dong, Mark Callaghan, Leonidas Galanis, Dhruva Borthakur, Tony Savor, and Michael Strum. Optimizing space amplification in rocksdb. In *CIDR*, volume 3, page 3, 2017.
- [19] Jason Evans. jemalloc. <http://jemalloc.net/>, 2018.
- [20] Facebook. Blobdb. <http://rocksdb.org/>. Accessed: June 15, 2021.
- [21] Facebook. RocksDB WAL Performance. <https://github.com/facebook/rocksdb/wiki/WAL-Performance>. Accessed: June 15, 2021.
- [22] Facebook. Rocksdb. <http://rocksdb.org/>, 2018.
- [23] Eran Gilad, Edward Bortnikov, Anastasia Braginsky, Yonatan Gottesman, Eshcar Hillel, Idit Keidar, Nurit Moscovici, and Rana Shahout. Evendb: Optimizing key-value storage for spatial locality. In *Proceedings of the Fifteenth European Conference on Computer Systems, EuroSys '20*, New York, NY, USA, 2020. Association for Computing Machinery.
- [24] Google. LevelDB WAL Performance. <https://github.com/google/leveldb/blob/master/doc/index.md#synchronous-writes>. Accessed: June 15, 2021.
- [25] Goetz Graefe. Modern b-tree techniques. *Foundations and Trends® in Databases*, 3(4):203–402, 2011.
- [26] Shukai Han, Dejun Jiang, and Jin Xiong. Splitkv: Splitting IO paths for different sized key-value items with advanced storage devices. In *12th USENIX Workshop on Hot Topics in Storage and File Systems (HotStorage 20)*. USENIX Association, July 2020.
- [27] Stavros Harizopoulos, Daniel J. Abadi, Samuel Madden, and Michael Stonebraker. Oltp through the looking glass, and what we found there. In *Proceedings of the 2008 ACM SIGMOD International Conference on Management of Data, SIGMOD '08*, page 981–992, New York, NY, USA, 2008. Association for Computing Machinery.
- [28] Gui Huang, Xuntao Cheng, Jianying Wang, Yujie Wang, Dengcheng He, Tieying Zhang, Feifei Li, Sheng Wang, Wei Cao, and Qiang Li. X-engine: An optimized storage engine for large-scale e-commerce transaction processing. In *Proceedings of the 2019 International Conference on Management of Data, SIGMOD '19*, page 651–665, New York, NY, USA, 2019. Association for Computing Machinery.
- [29] INTEL. OPTANE SSD DC P4800X SERIES. <https://www.intel.com/content/www/us/en/products/memory-storage/solid-state-drives/data-center-ssds/optane-dc-p4800x-series.html>. Accessed: June 15, 2021.
- [30] H. V. Jagadish, P. P. S. Narayan, S. Seshadri, S. Sudarshan, and Rama Kanneganti. Incremental organization for data recording and warehousing. In *Proceedings of the 23rd International Conference on Very Large Data Bases, VLDB '97*, pages 16–25, San Francisco, CA, USA, 1997. Morgan Kaufmann Publishers Inc.
- [31] Chunbo Lai, Song Jiang, Liqiong Yang, Shiding Lin, Guangyu Sun, Zhenyu Hou, Can Cui, and Jason Cong. Atlas: Baidu's key-value storage system for cloud data. In *MSST*, pages 1–14. IEEE Computer Society, 2015.
- [32] Baptiste Lepers, Oana Balmau, Karan Gupta, and Willy Zwaenepoel. Kvell: The design and implementation of a fast persistent key-value store. In *Proceedings of the 27th ACM Symposium on Operating Systems Principles, SOSP '19*, page 447–461, New York, NY, USA, 2019. Association for Computing Machinery.
- [33] Hyeontaek Lim, David G. Andersen, and Michael Kaminsky. Towards accurate and fast evaluation of multi-stage log-structured designs. In *Proceedings of the 14th Usenix Conference on File and Storage Technologies, FAST'16*, page 149–166, USA, 2016. USENIX Association.
- [34] Lanyue Lu, Thanumalayan Sankaranarayanan Pillai, Andrea C. Arpaci-Dusseau, and Remzi H. Arpaci-Dusseau. Wisckey: Separating keys from values in ssd-conscious storage. In *14th USENIX Conference on File and Storage Technologies (FAST 16)*, SOSP '19, pages 133–148, Santa Clara, CA, February 2016. Association for Computing Machinery.
- [35] Fei Mei, Qiang Cao, Hong Jiang, and Jingjun Li. Sifrd: A unified solution for write-optimized key-value stores in large datacenter. In *Proceedings of the ACM Symposium on Cloud Computing, SoCC '18*, page 477–489, New York, NY, USA, 2018. Association for Computing Machinery.

- [36] Patrick O’Neil, Edward Cheng, Dieter Gawlick, and Elizabeth O’Neil. The log-structured merge-tree (lsm-tree). *Acta Informatica*, 33:351–385, 06 1996.
- [37] Anastasios Papagiannis, Manolis Marazakis, and Angelos Bilas. Memory-mapped i/o on steroids. In *Proceedings of the Sixteenth European Conference on Computer Systems, EuroSys ’21*, page 277–293, New York, NY, USA, 2021. Association for Computing Machinery.
- [38] Anastasios Papagiannis, Giorgos Saloustros, Pilar González-Férez, and Angelos Bilas. Tucana: Design and implementation of a fast and efficient scale-up key-value store. In *2016 USENIX Annual Technical Conference (USENIX ATC 16)*, pages 537–550, Denver, CO, 2016. USENIX Association.
- [39] Anastasios Papagiannis, Giorgos Saloustros, Pilar González-Férez, and Angelos Bilas. An efficient memory-mapped key-value store for flash storage. In *Proceedings of the ACM Symposium on Cloud Computing, SoCC ’18*, page 490–502, New York, NY, USA, 2018. Association for Computing Machinery.
- [40] Anastasios Papagiannis, Giorgos Xanthakis, Giorgos Saloustros, Manolis Marazakis, and Angelos Bilas. Optimizing memory-mapped i/o for fast storage devices. In *2020 USENIX Annual Technical Conference (USENIX ATC 20)*, pages 813–827. USENIX Association, July 2020.
- [41] Pandian Raju, Rohan Kadekodi, Vijay Chidambaram, and Ittai Abraham. Pebblesdb: Building key-value stores using fragmented log-structured merge trees. In *Proceedings of the 26th Symposium on Operating Systems Principles, SOSP ’17*, pages 497–514, New York, NY, USA, 2017. ACM.
- [42] Jinglei Ren. Ycsb-c. <https://github.com/basicthinker/YCSB-C>, 2016.
- [43] Mendel Rosenblum and John K. Ousterhout. The design and implementation of a log-structured file system. In *Proceedings of the Thirteenth ACM Symposium on Operating Systems Principles, SOSP ’91*, page 1–15, New York, NY, USA, 1991. Association for Computing Machinery.
- [44] Russell Sears and Raghu Ramakrishnan. bLSM: a general purpose log structured merge tree. In *Proceedings of the 2012 ACM SIGMOD International Conference on Management of Data, SIGMOD ’12*, pages 217–228, New York, NY, USA, 2012. ACM.
- [45] Margo I Seltzer. Berkeley db: A retrospective. *IEEE Data Eng. Bull.*, 30(3):21–28, 2007.
- [46] Chen Shen, Youyou Lu, Fei Li, Weidong Liu, and Jiwu Shu. Novkv: Efficient garbage collection for key-value separated lsm-stores.
- [47] Juncheng Yang, Yao Yue, and K. V. Rashmi. A large scale analysis of hundreds of in-memory cache clusters at twitter. In *14th USENIX Symposium on Operating Systems Design and Implementation (OSDI 20)*, pages 191–208. USENIX Association, November 2020.
- [48] Jeseong Yeon, Leeju Kim, Youil Han, Hyeon Gyu Lee, Eunji Lee, and Bryan S. Kim. Jellyfish: A fast skip list with mvcc. In *Proceedings of the 21st International Middleware Conference, Middleware ’20*, page 134–148, New York, NY, USA, 2020. Association for Computing Machinery.
- [49] zhichao Cao, Siying Dong, Sagar Vemuri, and David H.C. Du. Characterizing, modeling, and benchmarking rocksdb key-value workloads at facebook. In *18th USENIX Conference on File and Storage Technologies (FAST 20)*, pages 209–223, Santa Clara, CA, February 2020. USENIX Association.