

Energy-Efficient Naming in Beeping Networks

Ny Aina ANDRIAMBOLAMALALA

Université de Paris, IRIF, CNRS, F-75013 Paris, France
ny-aina.andriambolamalala@irif.fr

Vlady RAVELOMANANA

Université de Paris, IRIF, CNRS, F-75013 Paris, France
vlad@irif.fr

Abstract. A single-hop beeping network is a distributed communication model in which all stations can communicate with one another by transmitting only 1 – *bit* messages, called beeps. This paper focuses on resolving the distributed computing area’s two fundamental problems: naming and counting problems. We are particularly interested in optimizing the energy complexity and the running time of algorithms to resolve these problems. Our contribution is to design randomized algorithms with an optimal running time of $O(n \log n)$ and an energy complexity of $O(\log n)$ for both the naming and counting problems on single-hop beeping networks of n stations.

1. Introduction

Introduced by Cornejo and Kuhn in 2010 [1], the beeping model makes minor demands on the networks devices, which need only be capable of performing carrier-sensing to differentiate between silence and the presence of a jamming signal (considered to be a 1 – *bit* message or one beep) on the network. Such devices have an unbounded local power computation [2]. The authors of [1] noted that carrier-sensing can typically be performed much more reliably and requires significantly less energy and resources than the message-sending model’s devices. The minimization of such energy consumption per node arises, as the nodes are battery-powered most of the time. Since sending or receiving messages costs more energy than performing internal computations, a distributed algorithm’s energy consumption is measured by the maximal over the waking time slot’s number of all nodes [2, 3, 4, 5, 6, 5, 7] (a node is awake when it beeps or listens to the network). It is more realistic to consider the nodes with no prior information regarding the network’s topology and no identifier (all nodes are initially indistinguishable). Researchers designed various protocols, such as leader election [2, 8, 9, 10, 11, 4, 12, 13, 6], maximal independent set [14, 15], and naming protocols [16, 17, 3, 18, 19], to break such symmetry. In this paper, we consider the naming problem of the

single-hop¹ beeping networks of unknown size n , assigning a unique label $\ell(s) \in \{1, 2, \dots, n\}$ to each node s . We design an energy-efficient randomized naming algorithm succeeding in $O(n \log n)$ time slots with high probability² (*w.h.p.* for short) on such a model, with $O(\log n)$ energy complexity. First, in Section 2, we present a deterministic algorithm, naming some M nodes (with $M \leq n$) in $O(M \log n)$ time slots with $O(M + \log n)$ energy complexity. Then, in Section 3, we consider the naming problem for n nodes when n is unknown. This latter algorithm is then adapted to solve the counting problem, which consists of assigning the exact number of nodes to all nodes. In Section 4, we conjecture a lower bound of $\Omega(\log n)$ on the beeping network's naming algorithm's energy complexity. Finally, in Section 5, we present some maple simulation results that illustrate our work.

1.1. Considered models and complexities measure

1.1.1. Beeping network model

In single-hop beeping networks, the nodes communicate with one another during discrete time slots via a shared beeping channel. Each node has access to a global clock. As presented in Figure 1, single-hop beeping networks can be used for modelling an ad-hoc network, in which all nodes are in one another's communication range. The nodes can send 1-bit messages and perform carrier sensing to detect any transmission.

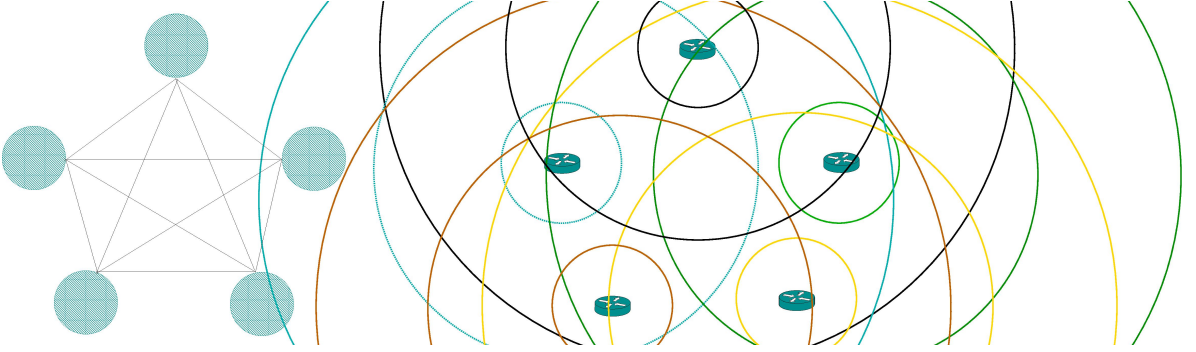


Figure 1.

At each time slot, a node independently determines whether to transmit a beep, listen to the network, or remain idle (asleep). Only the listening nodes can receive the common channel's state: namely, BEEP if at least one node is transmitting or NULL if no node transmits. This model is also called the BL or the beep listen model.

¹The underlying graph of the network is complete.

²An event ε_n occurs with high probability if $\mathbb{P}[\varepsilon_n] \geq 1 - \frac{1}{n^c}$ for any constant $c > 0$, *i.e.* the probability of error is inversely proportional to a polynomial in n .

1.1.2. Complexities measure

Definition 1.1. (Time complexity)

In a distributed message-passing system, an algorithm's time complexity is the total number of time slots during which at least one node is awake until the algorithm execution ends [20] (at least one node transmits or listens to the network).

Definition 1.2. (Energy complexity)

Several definitions of a distributed algorithm's energy complexity exist, depending on the considered model's transmissions and message reception's energy cost. This paper defines a distributed algorithm's energy complexity as the maximum number of time slots over all stations during which a station is awake to beep or listen to the network [19, 21, 22].

Remark 1. Some papers consider only transmissions due to the negligible cost of message receptions to measure a distributed algorithm's energy complexity [23]. In this paper, we consider both the transmission and the message reception.

1.2. Related works and new results

As the naming problem is a fundamental distributed computing problem [16], many results exist for this problem. Let us first consider the simplest model, namely the single-hop network, in which the network's underlying graph is complete. In [17], Hayashi, Nakano and Olariu presented a randomized naming protocol with $O(n)$ running time for radio networks with collision detection (or RNCD for short), in which the nodes transmit messages of size $O(\log n)$. Note that on RNCD, the nodes can only transmit or listen to the network during each time slot, and the listening nodes receive only single transmissions. If more than one node transmits simultaneously, a collision is detected by all the listening nodes. Later, Bordim, Cui, Hayashi, Nakano and Olariu [18] presented a naming algorithm for RNCD, terminating *w.h.p.* in $O(n)$ time slots with $O(\log n)$ energy complexity. In [24], for radio networks with no collision detection (RNNCD for short), Nakano and Olariu designed a naming protocol, terminating in $O(n)$ time slots *w.h.p.* with $O(\log \log n)$ energy complexity. On RNNCD, all nodes can transmit messages of size $O(\log n)$ during each time slot. Meanwhile, for RNCD, only the messages transmitted alone are received, but the devices can detect no collision. As the naming and counting problems are closely related to the network's size approximation problem, Jurdziński, Kutylowski and Zatópiański presented an energy-efficient algorithm to address this problem with $o(\log \log n)$ energy complexity [5].

Results on the beeping model appeared recently when Chlebus, De Marco and Talo [19] presented their naming algorithm terminating in $O(n \log n)$ time slots *w.h.p.* for the BL model. Moreover, they also provided a $\Omega(n \log n)$ lower bound on such an algorithm's time complexity. Meanwhile, Casteigts, Métivier, Robson and Zemmari [25] presented a counting algorithm for the BCDL³ model terminating in $O(n)$ time slots *w.h.p.* They noticed that adapting their algorithm to work on the BL model would result in a logarithmic slowdown regarding its time complexity. The following Table 1 compares our results to the existing results of the single-hop network model. In Table 1, as n is

³The transmitters can detect collisions on the BCDL model or Beep with Collision Detection Listen [14, 15].

unknown, N represents a polynomial upper bound on n ($N = \text{Poly}(n)^4$), which is computed by the nodes using the approximate counting algorithm described in [26].

The more realistic model, in which the network's underlying graph is an arbitrary connected graph (called the multi-hop network model), gained importance as a research subject [27]. Czumaj and Davies [28] designed a deterministic depth-first search (DFS for short) algorithm that initialized such a network in $O(n \log n)$ time slots. [29] analyses the naming protocol on such a multi-hop case, but it is restricted to a set of nodes randomly located in a square area.

⁴In this paper, we define $\text{Poly}(n) = n^\alpha$ for some constant $\alpha > 1$.

Table 1. Comparison between some existing results and ours.

Problem and model	Time complexity	Energy complexity	Probability of success
Existing results			
Randomized naming on single-hop RNNOC [24] n known	$O(n)$	$O(\log \log n)$	$1 - O\left(\frac{1}{n}\right)$
Randomized naming on single-hop beeping networks [19] (BL), n known	$O(n \log n)$	Not applicable	$1 - O\left(\frac{1}{n}\right)$
Randomized counting on single-hop beeping networks [25] (BCDL)	$O(n)$	Not applicable	$1 - O\left(\frac{1}{n}\right)$
Our results			
Unconditional deterministic naming on single-hop BL The nodes have $ID \in \{1, \dots, N\}$, n unknown, Theorem 2 $N = \text{Poly}(n)$	$O(n \log N)$	$O(n)$	Not applicable
Randomized naming on single-hop BL Indistinguishable nodes, n unknown, Theorem 3	$O(n \log n)$	$O(\log n)$	$1 - O(n^{-c})$ $c > 0$
Randomized counting on single-hop BL Indistinguishable nodes, n unknown, Theorem 4	$O(n \log n)$	$O(\log n)$	$1 - O(n^{-c})$ $c > 0$

2. New approach: naming M nodes in a deterministic manner

2.1. A first energy-inefficient naming algorithm

For the sake of simplicity, for the remainder of this section, let us suppose that each node s knows a common upper bound N on n such that $N = \text{Poly}(n)$ and has a unique identifier denoted $\text{ID}_s \in \{1, 2, \dots, N\}$. Our new approach employs a known method representing the ID s by their binary encoding and transmitting the obtained bits one at a time in reverse order [30].

Definition 2.1. (CID_s)

CID_s is the binary representation of a given ID_s . We have $\text{CID}_s = [\text{CID}_s[0]\text{CID}_s[1] \cdots \text{CID}_s[\lceil \log_2 N \rceil]]$ such that $\text{CID}_s[i] \in \{0, 1\}$.

Each of the M nodes ($M \leq n$) first computes its CID_s and sends it bit by bit over $\lceil 2 \log_2 N + 2 \rceil = O(\log n)$ time slots to check whether it has the largest ID of all nodes. The node with the largest ID will take the next available label. During each time slot, a node s that detects that another node v has a higher ID_v than ID_s is eliminated (*i.e.*, it is no longer a candidate to take the next label). Thus, after $\lceil 2 \log_2 N + 2 \rceil$ time slots, the unique remaining candidate node holding the largest ID gets labelled.

Definition 2.2. (Season)

A season consists of $\lceil 2 \log_2 N + 2 \rceil$ time slots.

In what follows, we consider our naming algorithm as successive seasons denoted $S_1, S_2, \dots, S_j, \dots, S_M$ (note that the nodes do not necessarily know M). During season S_j , each node s sends its CID_s bit by bit over $\lceil 2 \log_2 N + 2 \rceil$ time slots $t_0, t_1, \dots, t_{\lceil \log_2 N \rceil + 1}$. To do so, for $i = 0, 1, \dots, \lceil \log_2 N + 1 \rceil$, during each couple of time slots $\{t_{2i}, t_{2i+1} = t_{2i} + 1\}$, each node executes the following defined $\text{TEST}(2i)$ protocol. $\text{TEST}(2i)$ accepts an even time slot's number ' $2i$ ' as a parameter and outputs a status $\in \{\text{ELIMINATED}, \text{ACTIVE}, \text{ELIMINATOR}\}$ at the end of t_{2i+1} . By executing $\text{TEST}(2i)$, a node s can take one status according to the following rules:

- If s has $\text{CID}_s[i] = 0$ and detects that at least another node v has $\text{CID}_v[i] = 1$, it becomes **ELIMINATED** at the end of $\{t_{2i}, t_{2i+1}\}$.
- This latter node v becomes an **ELIMINATOR**.
- If s neither is eliminated nor has eliminated some other node during t_{2i}, t_{2i+1} , it becomes **ACTIVE**.

Let us now define this $\text{TEST}(2i)$ protocol.

Algorithm 1. TEST($2i$) at any node s .

Input : The node s has a unique code-word denoted CID_s and receives the time slot's number ' $2i$ ' as parameter.

Output: $\text{STATUS}(s) \in \{\text{ACTIVE}, \text{ELIMINATED}, \text{ELIMINATOR}\}$

```

1 if  $\text{CID}_s[i] = 0$  then
2    $s$  beeps at  $t_{2i}$  and listens to the network at  $t_{2i+1} = t_{2i} + 1$ 
3   if  $s$  hears a beep at  $t_{2i+1}$  then
4      $s$  sets  $\text{STATUS}(s) \leftarrow \text{ELIMINATED}$ .
5   else
6      $s$  sets  $\text{STATUS}(s) \leftarrow \text{ACTIVE}$ .
7   end
8 else
9    $s$  listens to the network at  $t_{2i}$  and beeps at  $t_{2i+1}$ 
10  if  $s$  hears a beep at  $t_{2i}$  then
11     $s$  sets  $\text{STATUS}(s) \leftarrow \text{ELIMINATOR}$ .
12  else
13     $s$  sets  $\text{STATUS}(s) \leftarrow \text{ACTIVE}$ .
14  end
15 end

```

At each even time slot $t_0, t_2, t_4, \dots, t_{2i}, \dots, t_{2\log_2 N}$ of any season $S_j, j = 1, 2, \dots, M$, each node s executes TEST($2i$). After each execution, s knows whether at least one node v has $\text{CID}_v[i] = 1$. In such a case, each node s that has $\text{CID}_s[i] = 0$ gets eliminated (it receives the ELIMINATED status) until the beginning of the next season S_{j+1} . At the end of season S_j , the last ACTIVE node takes the label j . These computations are looped for $j = 1, 2, \dots, M$ until no node remains unlabeled. This new method produces a naming algorithm terminating in $O(M \log n)$ time slots.

2.2. Energy optimization principle

The previously presented algorithm is not energy-efficient as all nodes wake up (to beep or listen to the network) during the $O(M \log n)$ time slots. To improve this energy consumption, we remark that each node s must be awake during only two specific sets of time slots to determine whether any other node has a higher ID. In what follows, $i = 0, 1, \dots, \lceil \log_2 N \rceil, j = 1, 2, \dots, M$.

Definition 2.3. (Time To Listen or $\text{ttl}(s)$ for short)

$\text{ttl}(s)$ is an even time slot t_{2i} for $i = 0, 1, \dots, \lceil \log_2 N \rceil$, of a season S_j , for $j = 1, 2, \dots, M$, such that the node s has been eliminated during the couple of time slots $(t_{2i}, t_{2i} + 1)$, that is, the node s has $\text{CID}_s[i] = 0$, and a remaining unlabeled node v has $\text{CID}_v[i] = 1$, so s saves t_{2i} as its $\text{ttl}(s)$.

$$\text{ttl}(s) = \min_{i=0,1,\dots} \{t_{2i} \text{ such that } \text{CID}_s[i] = 0 \text{ and } \exists \text{ an unlabeled node } v (v \neq s) \text{ such that } \text{CID}_v[i] = 1\}.$$

For $i = 0, 1, \dots, \lceil \log_2 N \rceil$, $j = 1, 2, \dots, M$, a node s must wake up and execute $\text{TEST}(2i)$ at $t_{2i} = \text{ttl}(s)$ during the seasons $S_{j+1}, S_{j+2}, \dots, S_k$ where S_k is the season during which s is no longer eliminated.

Definition 2.4. (Time To Notify or TTN(s))

$\text{TTN}(s)$ is a set of even time slots t_{2i} , for $i = 0, 1, \dots, \lceil \log_2 N \rceil$, such that the node s has eliminated some other nodes during the couple of time slots $(t_{2i}, t_{2i} + 1)$. More precisely, if, during a season S_j , $j = 1, 2, \dots, M$, the nodes s and v , respectively, have $\text{CID}_s[i] = 1$ and $\text{CID}_v[i] = 1$, and a remaining unlabeled node w has $\text{CID}_w[i] = 0$, then s and v save t_{2i} in $\text{TTN}(s)$ and $\text{TTN}(v)$, respectively.

$\text{TTN}(s) = \{t_{2i}\}_{i=0,1,\dots}$ such that $\text{CID}_s[i] = 1$ and \exists an unlabeled node $w (w \neq s)$ such that $\text{CID}_w[i] = 0$.

Let S_l be the season during which the node s gets labelled. For $i = 0, 1, \dots, \lceil \log_2 N \rceil$, $j = 1, 2, \dots, M$, during the seasons $S_{j+1}, S_{j+2}, \dots, S_l$, the node s must execute $\text{TEST}(2i)$ at each time slot t_{2i} , saved until season S_j in its $\text{TTN}(s)$, to notify the other nodes still eliminated during these seasons.

Remark 2. For $i = 0, 1, \dots, \lceil \log_2 N \rceil$, when a node s adds t_{2i} into its $\text{TTN}(s)$, it no longer has an active neighbor w that holds $\text{CID}_w[k] = 1, k > i$. Thus, s sets its $\text{ttl}(s)$ to NULL.

In what follows, we use these two new definitions to design our energy-efficient naming algorithm.

2.3. Description of our energy-efficient naming algorithm

Initial states of the nodes: Before executing the following defined algorithm, each node is sleeping (its radio is switched off). Each node s initializes its local variables $\text{ttl}(s)$ STATUS(s) to NULL and $\text{TTN}(s)$ to the empty set $\{\}$.

Each node can wake up at any couple of time slots (t_{2i}, t_{2i+1}) , $i = 0, 1, \dots, \lceil \log_2 N \rceil$, of any season S_j , $j = 1, 2, \dots, M$, by calling the $\text{TEST}(2i)$ protocol. The node returns to the sleeping state after each call of $\text{TEST}(2i)$. Each node s with the ELIMINATED status sleeps (its radio is switched off and cannot execute $\text{TEST}(2i)$) until the next season, when it resets its status.

High-level description of the algorithm: First, at time slot t_0 of season S_1 , each node s sets STATUS(s) $\leftarrow \text{TEST}(0)$. The ELIMINATED nodes at t_0 record 0 as their $\text{ttl}(s)$. Meanwhile, each node v with the ELIMINATOR status adds 0 into its $\text{TTN}(v)$ and sets its STATUS(v) to ACTIVE. Afterwards, for each time slot $t_{2i}, i = 0, \dots, \lceil \log_2 N \rceil$ of each season $S_j, j = 1, \dots, M$, each node s executes $\text{TEST}(2i)$ only if one of the following is satisfied:

- STATUS(s) = NULL (s starts a new season), and $t_{2i} \in \{\text{TTN}(s) \cup \{\text{ttl}(s)\}\}$,
- or STATUS(s) = ACTIVE (*i.e.*, at the time slot t_{2i-2} , the node s executed $\text{TEST}(2i-2)$, which returned ACTIVE or ELIMINATOR).

For better comprehension, in what follows, we illustrate one example of the DETERMINISTICNAMING(N) algorithm’s execution using a binary tree, as done in [31]. By doing so, we count the waking time slot’s number of a given node (red or black node in the following figures).

Legends for the following figures:

Numbers The number inside these shapes defines the season during which the node s wakes up at a time slot. Meanwhile, the numbers outside the shapes represent the sleeping time slots (when the node does not execute $\text{TEST}(2i)$). Finally, the numbers inside the tree's nodes represent each even time slot of the algorithm's execution.

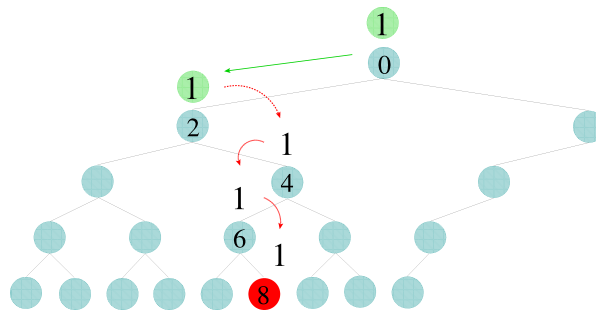
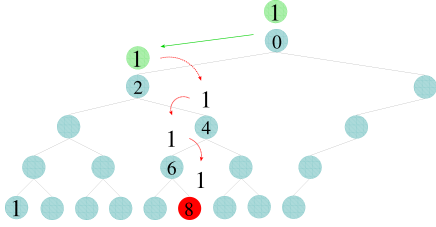
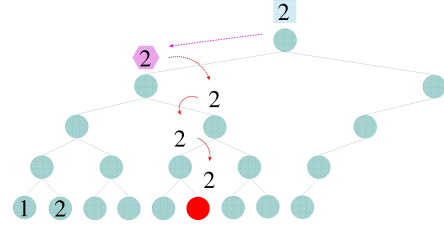


Figure 2. One path of the tree represents the CID_s of a node s , and one edge represents one bit of this CID_s : Left edges correspond to bit 1, and right edges correspond to bit 0. For example, the considered red or black node s has $CID_s = 1010$. Each such tree’s node depicts each even time slot t_{2i} of the algorithm’s seasons, while the leaves represent the stations executing an algorithm.

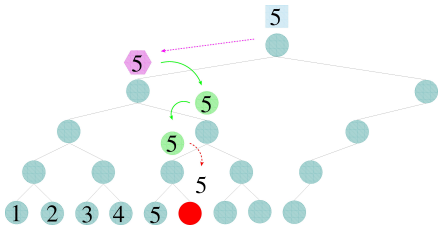


During season S_1 , the node s wakes up once at time slot t_0 , adds 0 into its $\text{TTN}(s)$, and wakes up and gets eliminated at t_2 . It sets t_2 as its $\text{ttl}(s)$ and sleeps until the beginning of season S_2 . Node 1 gets labelled at the end of season S_1 .

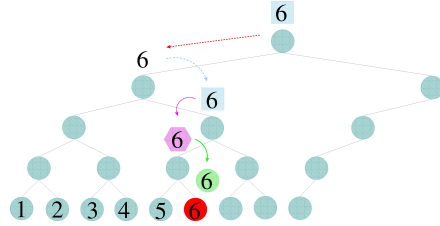


During S_2 , s wakes up at $t_0 \in \text{TTN}(s)$, sleeps, and wakes up at $t_2 \in \text{ttl}(s)$. Then, it gets eliminated at t_2 , and sleeps until S_3 begins. Node 2 gets labelled at the end of S_2 .

Seasons S_3 and S_4 work exactly as season S_2 .



Then, during S_5 , s wakes up at $t_0 \in \text{TTN}(s)$, sleeps, and wakes up at $t_2 \in \text{ttl}(s)$. Since no more unlabeled node can eliminate s at t_2 , it wakes up at each time slot until t_6 , when it gets eliminated. It adds t_4 into its $\text{TTN}(s)$, sets its $\text{ttl}(s)$ to t_6 , and sleeps until S_6 begins. Node 5 gets labelled at the end of S_5 .



During S_6 , s wakes up at $t_0 \in \text{TTN}(s)$, sleeps, and wakes up at $t_4 \in \text{TTN}(s)$. It then sleeps and wakes up at $t_6 \in \text{ttl}(s)$. Since no more unlabeled node can eliminate it, s wakes up at t_8 and gets labelled.

Algorithm 2. DETERMINISTICNAMING(N) at any node s **Input** : An upper bound N on n and a unique $ID_s \in \{1, 2, \dots, N\}$.**Output**: A unique label $\ell(s) \in \{1, 2, \dots, M\}$.

```

1   $s$  encodes its  $ID_s$  into a binary code-word  $CID_s \leftarrow \{0, 1\}^{\lceil \log_2 N + 1 \rceil}$ .
2   $s$  sets  $\ell(s) \leftarrow 0$ ,  $\text{ttl}(s) \leftarrow \text{NULL}$ ,  $\text{TTN}(s) \leftarrow \{\}$ ,  $j \leftarrow 1$ ,  $\text{STATUS}(s) \leftarrow \text{NULL}$ .
3  while  $\ell(s) = 0$  do
4      for  $i \leftarrow 0$  to  $\lceil \log_2 N \rceil$  do
5          if ( $\text{STATUS}(s) = \text{NULL}$  and ( $\text{ttl}(s) = t_{2i}$  or  $t_{2i} \in \text{TTN}(s)$  or  $j = 1$ )) or
              ( $\text{STATUS}(s) = \text{ACTIVE}$ ) then
6               $s$  sets  $\text{STATUS}(s) \leftarrow \text{TEST}(2i)$  and sleeps.
7          end
8          switch  $\text{STATUS}(s)$  do
9              case  $\text{ACTIVE}$  do
10                  $s$  removes  $t_{2i}$  from its  $\text{TTN}(s)$  and resets  $\text{ttl}(s)$ .
11             end
12             case  $\text{ELIMINATED}$  do
13                  $s$  sets  $t_{2i}$  as its  $\text{ttl}(s)$ .
14             end
15             case  $\text{ELIMINATOR}$  do
16                  $s$  adds  $t_{2i}$  into its  $\text{TTN}(s)$ , resets its  $\text{ttl}(s)$  and sets  $\text{STATUS}(s) \leftarrow \text{ACTIVE}$ .
17             end
18         end
19     end
20     if  $\text{STATUS}(s) = \text{ACTIVE}$  then
21          $s$  sets  $\ell(s) \leftarrow j$ .
22     end
23      $s$  sets  $j \leftarrow j + 1$ .
24 end

```

Theorem 1. In single-hop beeping networks of size n , a deterministic algorithm names M nodes in $O(M \log n)$ time slots, with no node being awake for more than $O(M + \log n)$ time slots.

Proof. Algorithm 2 terminates in $M \times \lceil 2 \log_2 N + 2 \rceil = O(M \log n)$ time slots in a deterministic manner.

In what follows, let $W(s)$ be the total number of waking time slots of any node s during Algorithm 2's execution; $W_{\text{TTN}}(s)$, $W_{\text{ttl}}(s)$ and $W_o(s)$ correspond to the $\text{TTN}(s)$ total waking time slots, the $\text{ttl}(s)$, and the other total waking time slots, respectively. Moreover, let w , y , z be the nodes with the worst number of ttl , TTN , and other waking time slots, respectively. Thus, we have

$$W(s) = W_{\text{TTN}}(s) + W_{\text{ttl}}(s) + W_o(s) \leq W_{\text{ttl}}(w) + W_{\text{TTN}}(y) + W_o(z). \quad (1)$$

Here, it is straightforward to observe that w is the last node to get labelled on the network (for example, the red or black node in Figure 3).

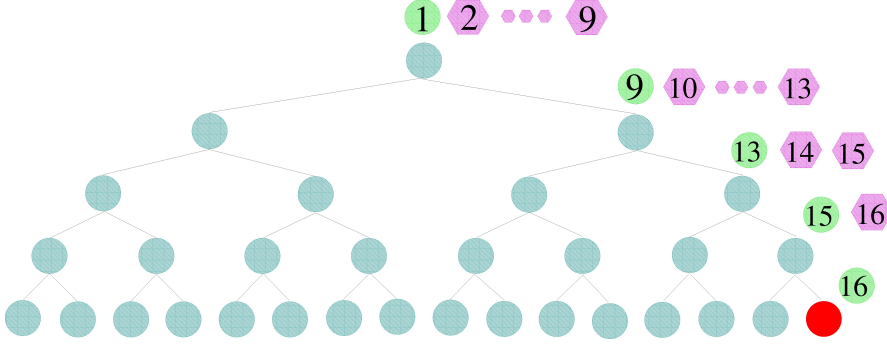


Figure 3. The worst case for ttl.

Definition 2.5. (M_i)

For $i = 1, 2, \dots, \lceil \log_2 N \rceil$, let $M_i(w)$ be the number of nodes having $\text{CID}[i] = 1$ when the last node w to get labelled on the network has $\text{CID}_w[i] = 0$.

Let us consider the set $\mathcal{M}(w) = \{M_0(w), M_1(w), \dots, M_{\lceil \log_2 N \rceil}(w)\}$. First, according to the definition of the DETERMINISTICNAMING(N) algorithm, one node gets labelled at the end of each season, so $M_i(w)$ nodes are labelled after each $M_i(w)$ seasons. As the considered node w receives its label when each of the $M - 1$ other nodes receives its label, we have

$$\sum_i M_i(w) = M, \quad (2)$$

Second, according to the definition of $\text{ttl}(w)$, the node w wakes up $M_i(w) + 1$ times at any time slot $t_{2i} \in \text{ttl}(s), i = 1, 2, \dots, \lceil \log_2 N \rceil$, until no other node v has $\text{CID}_v[i] = 1$ (w wakes up during $M_i(w) + 1$ seasons, once for the first check and $M_i(w)$ times until no other node v has $\text{CID}_v[i] = 1$). Thus,

$$W_{\text{ttl}}(w) \leq \sum_i^{O(\log N)} M_i(w) + 1 \leq O(M + \log N). \quad (3)$$

Let us now consider an arbitrary node y . By definition, $\text{TTN}(y)$ is a set of even time slots during which y must wake up until getting labelled to notify all nodes with a lesser ID that they are eliminated.

Definition 2.6. (L_i)

For $i = 1, 2, \dots, \lceil \log_2 N \rceil$, for an arbitrary unlabelled node y , let $L_i(y)$ be the number of unlabeled nodes with higher ID s than ID_y and with $\text{CID}[i] = 1$ when y has $\text{CID}_y[i] = 1$.

For ttl, let us consider $\mathcal{L}(y) = \{L_0(y), L_1(y), \dots, L_{O(\log N)}(y)\}$. If y has $\text{CID}_y[i] = 1$, it wakes up at $t_{2i} \in \text{TTN}(y)$ during $L_i(y)$ seasons. As $L_i(y)$ nodes are labelled after each $L_i(y)$ seasons, we have

$$\sum_i L_i(y) < M, \quad (4)$$

As a consequence,

$$W_{\text{TTN}}(y) \leq O(M). \quad (5)$$

Let us consider a node z : z wakes up at only one season at any time slot $t_i \notin \{\text{TTN}(z) \cup \{\text{ttl}(z)\}\}$. Hence, we have

$$W_o(z) \leq \sum_{i=1}^{\log N} O(1) \leq O(\log N) \leq O(\log n). \quad (6)$$

Finally, by applying (3), (5), and (6) to (1), we achieve the desired result. \square

A maple simulation illustrates these results in Section 5.

Theorem 2. In single-hop beeping networks of size n , let us suppose that no node knows n , but a polynomial upper bound N on n is given in advance to all nodes and the nodes, have a unique ID $\in \{1, 2, \dots, N\}$. A deterministic naming algorithm assigns a unique label to each node in $O(n \log n)$ time slots, with no node being awake for more than $O(n)$ time slots.

Proof. By applying $M = n$ to Theorem 1, we achieve the desired result. \square

3. Our energy-efficient randomized algorithms

3.1. The naming algorithm

This section employs Algorithm 2 as a subroutine protocol to design a randomized naming algorithm with $O(\log n)$ energy complexity.

Definition 3.1. (Period)

A period is the time complexity of one execution of Algorithm 2 by $O(\log n)$ nodes and consists of $O(\log^2 n)$ time slots.

Definition 3.2. (Group)

A group G_k is a set of nodes that will execute Algorithm 2 during any period k , $(k = 1, 2, \dots, \Theta(\frac{n}{\log n}))$.

In what follows, we distribute the nodes into $\Theta(\frac{n}{\log n})$ groups to obtain $\Theta(\log n)$ nodes in each group with high probability. The primary idea behind this is to make each of the $\Theta(\frac{n}{\log n})$ groups run the DETERMINISTICNAMING(N) protocol, one group after another during $\Theta(\frac{n}{\log n})$ periods, instead of making all n nodes execute it once. As each group counts at most $O(\log n)$ nodes, we have $O(\log n)$ waking time per node by applying $M = O(\log n)$ to Theorem 1 for each period.

Recall that we assume the total number of nodes to be unknown and the nodes to be initially indistinguishable in this section. In addition, all nodes must know a linear approximation u on n . This network's size approximation problem has been well studied in the distributed computing area; in particular, Brandes, Kaldas, Klonowski, Pająk and Wattenhofer [26] designed a randomized linear size approximation algorithm, that terminated *w.h.p.* in $O(\log n)$ time slots.

1. Our first idea is to make all nodes compute u in $O(\log n)$ time slots using the algorithm designed by [26]. This algorithm can be parameterized to make $u \in [\frac{1}{2}n, 2n]$ (i.e., $2u \in [n, 4n]$ will be locally known by each node). Each node then sets $N = (2u)^2$ ($N = O(n^2)$) and selects uniformly at random to be entered into one of the $\lceil \frac{2u}{\log 2u} \rceil = \Theta\left(\frac{n}{\log n}\right)$ groups $G_1, G_2, \dots, G_{\lceil \frac{2u}{\log 2u} \rceil}$.

Lemma 3.3. As a classical result (see, for instance, [32]), if n nodes randomly and uniformly choose to enter into $\Theta\left(\frac{n}{\log n}\right)$ groups, there are $\Theta(\log n)$ nodes in each group that have a probability of at least $1 - O(n^{-1})$. As a consequence, there is no empty group *w.h.p.*

2. Each node s then randomly selects a unique ID_s from $\{1, 2, \dots, N\}$.
3. Afterwards, all groups sequentially run the DETERMINISTICNAMING(N) protocol, one group after another:
 - First, group G_1 nodes execute DETERMINISTICNAMING(N) to name themselves, while all the other nodes sleep during $\lceil 4 \log^2 N \rceil^5 = \Theta(\log^2 n)$ time slots. At the end of these first $\Theta(\log^2 n)$ time slots, each node s of group G_1 has a unique label $\ell(s) \in \{1, 2, \dots, |G_1|\}$.
 - During some extra $\lceil \log_2 N + 1 \rceil$ time slots, the last labelled node in G_1 sends its label bit by bit to all nodes of the next group, G_2 . In parallel, each node v of G_2 wakes up, listens to the network, and saves the received value into a variable denoted $\ell_{prev}(v)$.
 - Second, by running the DETERMINISTICNAMING(N) protocol, each node v of G_2 receives a label $\ell(v) \in \{1, 2, \dots, |G_2|\}$. Each node must update $\ell(v) \leftarrow \ell(v) + \ell_{prev}(v)$ for its label $\ell(v)$ to belong to $\{|G_1| + 1, |G_1| + 2, \dots, |G_1| + |G_2|\}$.
 - We finally make each subsequent couple of groups $\{\{G_2, G_3\}, \{G_3, G_4\}, \dots, \{G_{\Theta(\frac{2u}{\log u})-1}, G_{\Theta(\frac{2u}{\log u})}\}\}$ sequentially execute these previously described computations, one couple after another.

To make any node s know whether it has the last label of its group, we modify the DETERMINISTICNAMING(N) protocol by making a node s that was labelled during a season S_j wake up during the entire season S_{j+1} to listen to the network. By doing so, if s hears a beep during this season, it knows that some other node will take the next label. Each node consequently wakes up during one entire season, but these waking time slots are additive to the node's energy complexity; thus, these extra $O(\log n)$ waking time slots do not affect our $O(\log n)$ energy complexity.

Theorem 3. In single-hop beeping networks of size n , if n is unknown by all nodes and the nodes are initially indistinguishable, there exists a randomized naming algorithm that assigns a unique label to each node in $O(n \log n)$ time slots *w.h.p.* No node is awake for more than $O(\log n)$ time slots during its execution.

⁵Using the Chernoff Bounds, each group counts at most $2 \log N$ nodes.

Proof. On the one hand, the $\text{RANDOMIZEDNAMING}(u)$ algorithm uses the $\text{DETERMINISTICNAMING}(N)$ protocol as a subroutine. Let us denote the time complexity of the $\text{DETERMINISTICNAMING}(N)$ algorithm as T_D . Per [26], $u = \Theta(n)$, and with $\Theta\left(\frac{2u}{\log 2u}\right)$ calls of $\text{DETERMINISTICNAMING}(N)$, our $\text{RANDOMIZEDNAMING}(u)$ algorithm has

$$\Theta\left(\frac{2u}{\log 2u}\right) \times T_D = \Theta\left(\frac{n}{\log n}\right) \times T_D \text{ time complexity.}$$

By Lemma 3.3, the number of nodes participating in each call of $\text{DETERMINISTICNAMING}(N)$ is at most $O(\log n)$ *w.h.p.* Thus, by applying $M = O(\log n)$ to Theorem 1, we obtain $T_D = O(\log^2 n)$, implying $O(n \log n)$ time complexity of Algorithm 3.

On the other hand, each node s may be awake

- during one execution of the $\text{DETERMINISTICNAMING}(N)$ protocol,
- during $O(\log n)$ extra times to check whether it has the last label.
- Moreover, during $O(\log n)$ time slots when it sends its label to the next group.

Therefore, by applying $M = O(\log n)$ to Theorem 1, the energy complexity of $\text{DETERMINISTICNAMING}(N)$ is $O(\log n)$. \square

Algorithm 3. RANDOMIZEDNAMING(u) at any node s

Input : A linear approximation u on n computed in $O(\log n)$ time slots by executing the presented algorithm by [26].

Output: The node s has a unique label $\ell(s) \in \{1, 2, \dots, n\}$.

```

1  $s$  sets  $N \leftarrow (2u)^2$  and randomly chooses one  $ID_s$  from  $\{1, 2, \dots, N\}$ .
2  $s$  randomly chooses to enter one group  $G(s)$  from  $G_1, G_2, \dots, G_{\lceil \frac{2u}{\log 2u} \rceil}$  and sets
    $\ell_{prev}(s) \leftarrow 0$ .
3 for  $j$  from  $1 \rightarrow \lceil \frac{2u}{\log 2u} \rceil - 1$  do
4   if  $G(s) = G_{j+1}$  then
5      $s$  sleeps during  $\Theta(\log^2 N)$  time slots corresponding to the time complexity of the
       modified DETERMINISTICNAMING( $N$ ) protocol executed by one group.
6     After these  $\Theta(\log^2 N)$  time slots,  $s$  wakes up, listens to the network during  $O(\log N)$ 
       time slots to get the last assigned label and saves this value into its  $\ell_{prev}(s)$ .
7   end
8   if  $G(s) = G_j$  then
9      $s$  sets  $\ell(s) \leftarrow \text{DETERMINISTICNAMING}(N)$ .
10     $s$  updates  $\ell(s) \leftarrow \ell(s) + \ell_{prev}(s)$ .
11    if  $s$  is the last labeled node then
12       $s$  sends its label  $\ell(s)$  bit by bit and sleeps.
13    end
14  end
15 end

```

3.2. Adapting our naming algorithm to have a randomized counting algorithm

Using Algorithm 3, we can design a counting algorithm with $O(n \log n)$ time complexity and $O(\log n)$ energy complexity on the single-hop BL network. To do so, we add the following computations after running Algorithm 3:

1. As Algorithm 3 terminates after, at most, $\lceil \frac{2u}{\log 2u} \rceil \times \lceil 4 \log^2 N \rceil \leq \lceil 8n \log N \rceil$ time slots, all nodes wake up after $\lceil 8n \log N \rceil$ time slots (counted from the first time slot of season S_1) to listen to the network.
2. The last labelled node (in the last group) sends its label bit by bit.

This adaptation yields the following result:

Theorem 4. In single-hop beeping networks of size n , if n is unknown by all nodes and the nodes are initially indistinguishable, there exists a randomized counting algorithm that allows all nodes to know the exact value of n , in $O(n \log n)$ time slots *w.h.p.*, with no node being awake for more than $O(\log n)$ time slots.

Proof. First, according to the definition of the naming problem, if, at the end of the last group's call of DETERMINISTICNAMING(N), all nodes wake up to listen to the network, and the last labelled node sends its label bit by bit, this transmitted value corresponds *w.h.p.* to the exact number of the network's nodes.

On the other hand, as the adaptation consists of having each node wake up during extra $O(\log n)$ time slots, by Theorem 1, our counting algorithm's time complexity is $O(n \log n)$, and its energy complexity remains $O(\log n)$. \square

4. Lower bound on the energy complexity of the single-hop beeping network's naming algorithms

In [19], the authors presented $\Omega(n \log n)$ lower bound for the running time of any randomized naming algorithm. Note that in [2], Chang *et al.* studied the energy complexity of leader election, approximate counting, and census in several models of wireless radio networks with messages of unbounded size. In this paragraph, we conjecture a lower bound on the energy complexity of any randomized naming algorithm on radio and beeping networks.

Conjecture 1. The energy complexity of any randomized algorithm that solves the naming problem with constant probability is $\Omega(\log n)$.

The intuition of proof for Conjecture 1 lies from the proof of the lower bound on time complexity given in [19]. We tried to use the Yao's minimax principle [33] but all our attempts in this direction failed as nodes can namely use non-uniform probabilities.

5. Maple simulation

In this section, we present a sequential maple simulation result of Algorithm 2's execution. This maple simulation works as follows:

- We first represent n nodes by a matrix \mathbb{M} with n lines and $O(\log n)$ columns. Each line corresponds to the CID of a node.
- We then sort the matrix \mathbb{M} by lines.
- Afterwards, we simulate the nodes, executing Algorithm 2 in parallel, by browsing n times through \mathbb{M} , one column after another. Browsing once through the columns of \mathbb{M} allows us to label one node and count its waking time slots number.
- We finally retain the maximal value of the whole nodes waking time slots number as the algorithm's empirical energy complexity.

Figure 4 compares the algorithm's empirical energy complexity (the green or grey graph) with our theoretical result (the red or black graph) for a varying number of nodes. Note that the theoretical energy complexity has the value $4.1 \times \log N$.

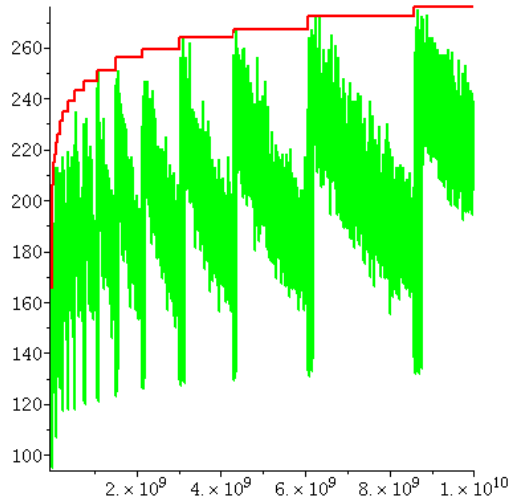


Figure 4. The Algorithm 2's energy complexity for a set of $\lceil \log_2 N \rceil$ nodes where $N = n^2$ and n varies from 100 to 10^{10} .

The maple codes are available at

<https://www.irif.fr/~nixiton/initLoop.mw> or

<https://www.irif.fr/~nixiton/initLoop.pdf>

Conclusion

In this paper, we focus on the naming problem of single-hop beeping networks of size n . We begin by presenting a deterministic naming algorithm for when the nodes know N , a polynomial upper bound on n , and have a unique ID $\in \{1, N\}$. This algorithm has $O(n \log N)$ time complexity and $O(n)$ energy complexity. When the nodes have no information about n and are initially indistinguishable, we design a randomized algorithm terminating *w.h.p.* in optimal $O(n \log n)$ time slots, with $O(\log n)$ energy complexity for which we conjecture that it is a lower bound for any randomized algorithm solving the naming problem with significant probability of success. Our algorithm can be used to solve the counting problem, returning the exact number of network nodes in $O(n \log n)$ time slots with $O(\log n)$ energy complexity. Since our protocols have optimal time and energy complexities for single-hop beeping networks, it will be interesting to consider adapting them for the multi-hop beeping network model, which is much more realistic than the single-hop model.

References

- [1] Cornejo A, Kuhn F. Deploying wireless networks with beeps. In: International Symposium on Distributed Computing, volume 6343. Springer, 2010 pp. 148–162.

- [2] Chang YJ, Kopelowitz T, Pettie S, Wang R, Zhan W. Exponential separations in the energy complexity of leader election. In: Proceedings of the 49th Annual ACM SIGACT Symposium on Theory of Computing, volume 15. ACM, Association for Computing Machinery, 2017 pp. 771–783.
- [3] Nakano K, Olariu S. Energy-efficient initialization protocols for radio networks with no collision detection. In: International Conference on Parallel Processing. 2000 pp. 263–270.
- [4] Lavault C, Marckert JF, Ravelomanana V. Quasi-optimal energy-efficient leader election algorithms in radio networks. *Journal of Information and Computation*, 2007. **205**(5):679–693.
- [5] Jurdziński T, Kutylowski M, Zatópiański J. Energy-efficient size approximation of radio networks with no collision detection. In: International Computing and Combinatorics Conference. Springer, 2002 pp. 279–289.
- [6] Kardas M, Klonowski M, Pajak D. Energy-efficient leader election protocols for single-hop radio networks. In: Parallel Processing (ICPP), 2013 42nd International Conference on. IEEE, 2013 pp. 399–408.
- [7] Ravelomanana V. Time-Optimal and Energy-Efficient Size Approximation of Radio Networks. In: Distributed Computing in Sensor Systems (DCOSS), 2016 International Conference on. IEEE, 2016 pp. 233–237.
- [8] Kutten S, Pandurangan G, Peleg D, Robinson P, Trehan A. Sublinear bounds for randomized leader election. In: International Conference on Distributed Computing and Networking, volume 561. Springer, 2013 pp. 348–362.
- [9] Jurdziński T, Kutylowski M, Zatópiański J. Efficient algorithms for leader election in radio networks. In: Proceedings of the twenty-first annual symposium on Principles of distributed computing. ACM, 2002 pp. 51–57.
- [10] Ghaffari M, Haeupler B. Near optimal leader election in multi-hop radio networks. In: Proceedings of the twenty-fourth annual ACM-SIAM symposium on Discrete algorithms. 2013 pp. 748–766.
- [11] Ghaffari M, Lynch N, Sastry S. Leader election using loneliness detection. *Distributed Computing*, 2012. **25**(6):427–450.
- [12] Ramanathan MK, Ferreira RA, Jagannathan S, Grama A, Szpankowski W. Randomized leader election. *Distributed Computing*, 2007. **19**(5-6):403–418.
- [13] Nakano K, Olariu S. Uniform leader election protocols for radio networks. *IEEE Trans. on Parallel Distrib. Syst.*, 2002. **13**(5):516 – 526.
- [14] Afek Y, Alon N, Bar-Joseph Z, Cornejo A, Haeupler B, Kuhn F. Beeping a maximal independent set. *Distributed computing*, 2013. **26**(4):195–208.
- [15] Scott A, Jeavons P, Xu L. Feedback from nature: an optimal distributed algorithm for maximal independent set selection. In: Proceedings of the 2013 ACM symposium on Principles of distributed computing. ACM, 2013 pp. 147–156.
- [16] Nakano K. Optimal initializing algorithms for a reconfigurable mesh. *Journal of Parallel and Distributed Computing*, 1995. **24**(2):218–223.
- [17] Hayashi T, Nakano K, Olariu S. Randomized initialization protocols for packet radio networks. In: IPDS. IEEE, 1999 p. 544.
- [18] Bordim JL, Cui J, Hayashi T, Nakano K, Olariu S. Energy-efficient initialization protocols for ad-hoc radio networks. In: International Symposium on Algorithms and Computation. Springer, 1999 pp. 215–224.

- [19] Chlebus BS, De Marco G, Talo M. Naming a channel with beeps. *Fundamenta Informaticae*, 2017. **153**(3):199–219.
- [20] Schneider J, Wattenhofer R. Trading bit, message, and time complexity of distributed algorithms. In: *International Symposium on Distributed Computing*, volume 6950. Springer, 2011 pp. 51–65.
- [21] Chang YJ, Dani V, Hayes TP, He Q, Li W, Pettie S. The energy complexity of broadcast. In: *Proceedings of the 2018 ACM Symposium on Principles of Distributed Computing*. 2018 pp. 95–104.
- [22] Chang YJ, Kopelowitz T, Pettie S, Wang R, Zhan W. Exponential separations in the energy complexity of leader election. *ACM Transactions on Algorithms (TALG)*, 2019. **15**(4):1–31.
- [23] Sivalingam KM, Srivastava MB, Agrawal P. Low power link and access protocols for wireless multimedia networks. In: *1997 IEEE 47th Vehicular Technology Conference. Technology in Motion*, volume 3. IEEE, 1997 pp. 1331–1335.
- [24] Nakano K, Olariu S. Energy-efficient initialization protocols for single-hop radio networks with no collision detection. *IEEE Transactions on Parallel and Distributed Systems*, 2000. **11**(8):851–863.
- [25] Casteigts A, Métivier Y, Robson JM, Zemmari A. Counting in one-hop beeping networks. *Theoretical Computer Science*, 2019. **780**:20–28.
- [26] Brandes P, Kardas M, Klonowski M, Pająk D, Wattenhofer R. Approximating the size of a radio network in beeping model. In: *International Colloquium on Structural Information and Communication Complexity*. Springer, 2016 pp. 358–373.
- [27] Perkins CE, et al. *Ad hoc networking*, volume 1. Addison-wesley Reading, 2001.
- [28] Czumaj A, Davies P. Communicating with beeps. *Journal of Parallel and Distributed Computing*, 2019. **130**:98–109.
- [29] Ravelomanana V. Randomized initialization of a wireless multihop network. In: *Proceedings of the 38th Annual Hawaii International Conference on System Sciences*. IEEE, 2005 pp. 324b–324b.
- [30] Jacquet P, Milioris D, Mühlethaler P. A novel energy-efficient broadcast leader election. In: *2013 IEEE 21st International Symposium on Modelling, Analysis and Simulation of Computer and Telecommunication Systems*. IEEE, 2013 pp. 495–504.
- [31] Fuchs M, Hwang HK. Dependence between external path-length and size in random tries. *Journal of Applied Probability*, 2017. **54**(4):1125–1143.
- [32] Raab M, Steger A. Balls into bins, a simple and tight analysis. In: *International Workshop on Randomization and Approximation Techniques in Computer Science*, volume 1518. Springer, 1998 pp. 159–170.
- [33] Yao AC. Probabilistic Computations: Toward a Unified Measure of Complexity (Extended Abstract). In: *18th Annual Symposium on Foundations of Computer Science*, Providence, Rhode Island, USA, 31 October - 1 November 1977. 1977 pp. 222–227.