

# A Comprehensive Assessment of Dialog Evaluation Metrics

Yi-Ting Yeh, Maxine Eskenazi, Shikib Mehri

Language Technologies Institute, Carnegie Mellon University

{yitingye, max, amehri}@cs.cmu.edu

## Abstract

Automatic evaluation metrics are a crucial component of dialog systems research. Standard language evaluation metrics are known to be ineffective for evaluating dialog. As such, recent research has proposed a number of novel, dialog-specific metrics that correlate better with human judgements. Due to the fast pace of research, many of these metrics have been assessed on different datasets and there has as yet been no time for a systematic comparison between them. To this end, this paper provides a comprehensive assessment of recently proposed dialog evaluation metrics on a number of datasets. In this paper, 17 different automatic evaluation metrics are evaluated on 10 different datasets. Furthermore, the metrics are assessed in different settings, to better qualify their respective strengths and weaknesses. Metrics are assessed (1) on both the turn level and the dialog level, (2) for different dialog lengths, (3) for different dialog qualities (e.g., coherence, engaging), (4) for different types of response generation models (i.e., generative, retrieval, simple models and state-of-the-art models), (5) taking into account the similarity of different metrics and (6) exploring combinations of different metrics. This comprehensive assessment offers several take-aways pertaining to dialog evaluation metrics in general. It also suggests how to best assess evaluation metrics and indicates promising directions for future work.

## 1 Introduction

Evaluation is a crucial component of the research process. Evaluation metrics are used to shine light on the best models and thus they strongly influence the research directions of a field. Standard automatic language evaluation metrics (e.g., BLEU, METEOR) have been shown to be ineffective for evaluating dialog (Liu et al., 2016b; Deriu et al., 2021). To this end, recent research has proposed a number of automatic metrics specifically designed

to evaluate dialog (Tao et al., 2018; Ghazarian et al., 2019; Lan et al., 2020; Pang et al., 2020; Ghazarian et al., 2020; Sinha et al., 2020; Huang et al., 2020; Mehri and Eskenazi, 2020b,a; Zhang et al., 2021). These metrics address the weaknesses of the standard language evaluation metrics. They have also been shown to better correlate with human judgement. However, most of these metrics were developed at about the same time and evaluated on different datasets. As such, there has not yet been a consistent comparison amongst them. This paper describes an assessment of these metrics on several different datasets. It quantifies the relative performance and reveals strengths and weaknesses of each metric.

Due to the fact that standard automatic metrics have been shown to be ineffective for dialog evaluation (Liu et al., 2016b; Deriu et al., 2021), dialog research typically relies on human evaluation. While useful and very informative, human evaluation is expensive and time-consuming. Given these considerations, at present it is usually only used for a final evaluation. Yet, during the development process, automatic evaluation metrics are essential since they are used to optimize the model design and the choice of hyperparameters. In order to be relevant and meaningful, these metrics must better correlate with human judgment so that they serve as a meaningful proxy for human judgements during the development process.

Developing meaningful automatic evaluation metrics for dialog is challenging for several reasons.

1. The one-to-many nature of dialog (Zhao et al., 2017a) makes word-overlap metrics ineffective. There are many appropriate responses to a particular dialog context and a system output should not be penalized for deviating from the ground-truth response. To mitigate this problem, several recently-proposed automatic metrics are *reference-free*. Instead

of comparing the generated response to the ground-truth response, these metrics evaluate the generated response in the context of the dialog history.

2. Since the set of conversation topics in open-domain dialog is unbounded, dialog evaluation metrics must be able to model the semantic meaning of the dialog context and the generated response for a variety of different topics. To address this problem, the majority of recently proposed metrics rely on pre-trained language models (Devlin et al., 2019) and self-supervised training objectives.
3. The use of labeled data to train dialog evaluation metrics has several problems. First, collecting labeled data is expensive and is therefore almost always only done for the assessment of evaluation metrics. More importantly, training on labeled data could drastically limit the scope of an evaluation metric. A metric that is trained on quality-annotated data may over-optimize on the training data, both in terms of the conversation topics and the response generation models in the dataset. As such, many recently-proposed metrics design self-supervised training objectives that aim to capture different properties of dialog (e.g., relevance, fluency, etc.). Though these metrics are generally trained on specific datasets, the use of self-supervised objectives allows for future adaptation to new topics.

This paper discusses the assessment of several recently-proposed automatic evaluation metrics for dialog over several datasets. These datasets have human annotations that measure the quality of the responses. Several quality annotated datasets are used: USR (Mehri and Eskenazi, 2020b), GRADE (Huang et al., 2020), HolisticEval (Pang et al., 2020), FED (Mehri and Eskenazi, 2020a), DSTC6 (Hori and Hori, 2017) and DSTC9 (Gunasekara et al., 2021). Furthermore, this paper includes analysis experiments that qualify the performance of the metrics across different settings. This assessment measures the performance of the metrics (1) on both the turn level and the dialog level, (2) for different dialog lengths, (3) for different dialog qualities (e.g., coherence, engaging), (4) for different types of response generation models (i.e., generative, retrieval, simple models and state-of-the-art models), (5) taking into account the similarity of

different metrics and (6) exploring combinations of different metrics.

All of the code created for this assessment is open-sourced<sup>1</sup> to facilitate the easy assessment of future evaluation metrics on a number of datasets.

## 2 Task Definition

A variety of metrics are assessed here that automatically evaluate responses produced by dialog systems. Formally, given a dialog context  $c = \{c_1, \dots, c_m\}$ , model response  $r = \{r_1, \dots, r_n\}$ , and human written reference response  $g = \{g_1, \dots, g_k\}$ , the goal is to learn a function  $f : (c, r, g) \rightarrow s$  that evaluates the generated response. A metric is said to be reference-free if it can be expressed as a function of *only*  $c$  and  $r$ .

These metrics are assessed by comparing them to human judgment. Concretely, a human annotator (or several annotators) scored the quality of a given response conditioned on the dialog context:  $(c, r) \rightarrow q$ . Given the scores produced by a particular metric,  $S = \{s_1, s_2, \dots, s_n\}$ , and the corresponding human quality annotations,  $Q = \{q_1, q_2, \dots, q_n\}$ , we can measure the performance of the metric by calculating the correlation between  $S$  and  $Q$ .

## 3 Overview of Automatic Metrics

This section describes the automatic metrics assessed in this paper. Table 1 presents an overview of these metrics. The three aspects used to characterize them are: (1) Does the metric use a pretrained language model? (2) What data was used to train the metric? (3) Does the metric require a reference response or is it reference-free?

### 3.1 Design of the Metrics in this Assessment

In general, dialog evaluation metrics can be divided into rule-based and model-based metrics. Rule-based metrics use heuristic rules to evaluate the system response, conditioned on the dialog context and human reference(s). Model-based metrics are trained, often with self-supervised objectives, to measure the quality of the responses.

BLEU (Papineni et al., 2002) is a popular rule-based metric often used to benchmark natural language generation (NLG) systems. BLEU computes the n-gram precision of the system responses using

<sup>1</sup><https://github.com/exe1023/DialEvalMetrics>

Metric	Pretrained Model	Training Dataset	Reference-Free?	Objective
BLEU (2002)	X	X	X	X
METEOR (2005)	X	X	X	X
ROUGE (2004)	X	X	X	X
ADEM (2017)	X	Ubuntu Dialogue + Twitter	X	MSE
BERTScore (2019)	BERT	X	X	X
BLEURT (2020)	BERT	WMT Metrics Shared Task	X	MSE
RUBER (2018)	X	DailyDialog / PersonaChat	X	Triplet
BERT-RUBER (2019)	BERT	DailyDialog / PersonaChat	X	Triplet
PONE (2020)	BERT	DailyDialog	X	Triplet
HolisticEval (2020)	BERT	DailyDialog	✓	LM
PredictiveEngage (2020)	BERT	ConvAI	X	CrossEntropy
MAUDE (2020)	BERT	PersonaChat	✓	NCE
GRADE (2020)	BERT	DailyDialog	✓	Triplet
USR (2020b)	RoBERTa	TopicalChat / PersonaChat	✓	MLM/CrossEntropy
FED (2020a)	DialoGPT	X	✓	X
Deep AM-FM (2021)	Multilingual BERT	Twitter	X	MLM
FlowScore (2021)	Plato	Reddit	✓	ContextFlow

Table 1: Summary of the evaluation metrics assessed in this paper. The ‘Pretrained Model’ column indicates the specific pretrained language model used by the metric. The ‘Training Dataset’ and ‘Objective’ columns describe the dialog data and the objective used when training the metric. ‘Reference-Free?’ indicates whether the metric requires a reference response for evaluation.

Metrics	Reason for not using
UNION (2020)	Designed for story generation
DEB (2020)	The evaluation setting is different to other metrics. It only considers the accuracy of predicting positive responses.
Embedding Methods (2015; 2016a; 2021)	Computing the embedding similarity is identical to the referenced metric in RUBER.
USL-H (2020)	Cannot reproduce as the quality-annotated data has not been released.
Language Model Evaluator (2020)	Using the language model probability is identical to the approach of USR and HolisticEval.
Perplexity (2020a)	No access to the NLG models that generated the quality-annotated data in order to obtain perplexity.
Distinct N-grams (2016)	This is not feasible for models trained on dialog corpora (Pang et al., 2020).
Spot The Bot (2020)	This still needs human annotation when evaluating models.
Learning to Compare (2020)	No released code, data, or pretrained models.
RUSE (2018)	Designed for machine translation only.
uBLEU (2020)	No released code.
deltaBLEU (2015)	For each response, this requires multiple human references to calculate the score.
Data-QuestEval (2021)	Designed for general NLU, not specifically for dialog.
Topic-based Evaluation (2018)	No released code, data, or pretrained models.
The Alexa Prize Evaluation Framework (2018)	No released code, data, or pretrained models.

Table 2: The metrics that were not assessed in this paper and the reasons behind that choice.

human references. While BLEU performs reasonably when evaluating NLG systems, it has issues reflecting grammaticality, use of semantically similar words, and meaning preservation (Novikova et al., 2017; Ananthakrishnan et al., 2007; Sulem et al., 2018; Reiter, 2018).

METEOR (Banerjee and Lavie, 2005) and ROUGE (Lin, 2004) have been proposed to address the shortcomings of BLEU. METEOR incorporates stems and synonyms into its calculation, while ROUGE focuses on n-gram recall instead of precision. Although these two metrics improve upon BLEU, they remain ineffective for dialog evaluation (Liu et al., 2016b). In general, word-overlap metrics struggle to evaluate dialog responses because of the one-to-many nature of dialog (Zhao et al., 2017a). Concretely, as mentioned above, since there are many appropriate responses for a given dialog context it is unreasonable to penalize a valid system response that deviates from the ground truth.

ADEM (Lowe et al., 2017) is an early learning-based metric that uses a recurrent neural network (RNN) to predict the quality of system responses. ADEM uses quality-annotated training data and the model is trained to predict human quality annotation with a mean squared error loss (MSE).

RUBER (Tao et al., 2018) uses a hybrid model consisting of both a referenced metric and an unreferenced metric. The referenced metric calculates the cosine similarity of word embeddings between system response and a human reference. The unreferenced metric is trained with a triplet ranking loss to predict whether the generated response is appropriate for the dialog history. BERT-RUBER (Ghazarian et al., 2019) proposes to replace the RNN in RUBER with BERT (Devlin et al., 2019) to further improve the performance with contextualized word embeddings.

Based on BERT-RUBER, PONE (Lan et al., 2020) uses a novel algorithm to sample negative examples during training, and trains the metric on a dataset augmented by other NLG models.

MAUDE (Sinha et al., 2020) is trained with Noise Contrastive Estimation (NCE) (Gutmann and Hyvärinen, 2010) which requires the model to differentiate between a correct response and randomly sampled negative responses.

GRADE (Huang et al., 2020) models topic transition dynamics in dialog by constructing a graph representation of the dialog history. This graph is

then passed as input to a model that is trained with the same triplet loss as RUBER.

USR (Mehri and Eskenazi, 2020b) trains several models to measure different qualities of dialogs. USR relies on three different models, (1) a language model, trained with the masked language modelling objectives, measures fluency, (2) a dialog retrieval model determines the relevance of a response and (3) a fact-to-response selection model measures whether a response conditions on knowledge.

Similarly, the Deep AM-FM metric (Zhang et al., 2021) measures two aspects of dialog quality through the Adequacy Metric (AM) and the Fluency Metric (FM). AM assesses the semantic similarity of system responses and human references by comparing their BERT embeddings. FM compares the similarity of the language model probabilities for both the system response and the human reference, and produces a higher score if the probabilities are similar.

HolisticEval (Pang et al., 2020) evaluates several qualities of dialog: *context coherence*, *language fluency*, *response diversity*, and *logical self-consistency*. The GPT2 language model (Radford et al., 2019) and pretrained Natural Language Inference models are used to measure these qualities.

In addition to measuring the relevance of a response, PredictiveEngage (Ghazarian et al., 2020) incorporates an utterance-level engagement classifier to better assess the overall quality of a response.

FED (Mehri and Eskenazi, 2020a) is an unsupervised evaluation metric that uses DialoGPT (Zhang et al., 2020) to measure 18 fine-grained qualities of dialog. FED calculates the likelihood of manually designed follow-up utterances to measure multiple qualities of dialog without any supervision.

FlowScore (Li et al., 2021) constructs dynamic information flow from the dialog history to evaluate the quality of a dialog. Although FlowScore has not yet been officially released, the FlowScore authors have given us access to it.

In addition to automatic metrics specifically designed for dialog evaluation, this paper also evaluates the performance of BERTScore (Zhang et al., 2019) and BLEURT (Sellam et al., 2020) which were originally designed for evaluating machine translation and general natural language generation. BERTScore computes the F1 score by matching token embeddings in the human reference and system response. BLEURT generates synthetic data to

pre-train BERT and fine-tune the model to predict a human score with MSE loss. While these two metrics were not specifically designed for dialog, it is interesting to observe how they perform on dialog data.

### 3.2 Use of Pretrained Language Models

Large-scale pretrained language models (Devlin et al., 2019; Radford et al., 2019) have been ubiquitous in NLP models. Embeddings from pretrained language models have been shown to be effective. This is now a commonly-used strategy for dialog evaluation metrics. However, since different pretrained models use different training data and objectives, the choice of language model might significantly influence final performance and generalizability of the evaluation metrics. *Future work should explore the impact of the different pretrained language models on the performance of the evaluation metric.*

BERT (Devlin et al., 2019) is used in many of the metrics that this paper assesses. BERT uses the Masked Language Modeling (MLM) objective and is trained on the BookCorpus (Zhu et al., 2015) and English Wikipedia.

RoBERTa, which is employed in USR (Mehri and Eskenazi, 2020b), improves the training techniques in BERT and trains the model on a much larger corpus which includes the CommonCrawl News dataset (Mackenzie et al., 2020) and text extracted from Reddit. Specifically, the full training data size of RoBERTa is 10 times larger than BERT, and empirically RoBERTa has better performance than BERT on common NLP tasks including the GLUE benchmark (Wang et al., 2018).

FED (Mehri and Eskenazi, 2020a) uses DialoGPT (Zhang et al., 2020) which is based on the GPT2 (Radford et al., 2019) architecture and trained with dialog data extracted from Reddit. Due to this, DialoGPT might better model human conversation, particularly open-domain chit-chat.

Deep AM-FM uses Multilingual BERT (Devlin et al., 2019), which is BERT trained on multilingual datasets. *The benefits of using multilingual language models to evaluate English data is unclear and is an interesting topic for future work.*

### 3.3 Training Data

The choice of training data is one of the most important factors in model-based metrics. The domain, quality, and conversation setting of the dataset all play important roles in the relative quality of the

resulting metric. For example, a metric trained on Twitter data may also perform well at evaluating dialogs generated for Reddit data, since the two datasets are constructed from online forums. This section introduces the characteristics of the datasets used to train the various model-based metrics.

DailyDialog (Li et al., 2017) is a human-written dialog dataset where the conversation topics are about day-to-day life.

PersonaChat (Zhang et al., 2018) is a dataset that consists of persona-conditioned dialogs where each participant is assigned a persona and the goal is to become familiar with the other individual. In contrast to DailyDialog, dialogs in PersonaChat have a clear objective and are more engaging.

The ConvAI dataset (Dinan et al., 2019) is based on PersonaChat with modifications to pre-processing and additional training examples.

TopicalChat (Gopalakrishnan et al., 2019) consists of knowledge-grounded human-human conversations, wherein two individuals have a conversation grounded on ‘interesting facts’. Models trained on TopicalChat are expected to be able to use external knowledge and have realistic knowledge-grounded conversations.

Twitter (Ritter et al., 2011) and Ubuntu Dialogue (Lowe et al., 2015) both result from a crawl of the internet. Ubuntu Dialogue has very technical conversations regarding computer systems, while Twitter covers a broad, general set of topics.

These datasets were generally used to train the metrics through the use of self-supervised objectives.

### 3.4 Referenced vs Reference-Free

Word-overlap metrics are ineffective for dialog (Liu et al., 2016b) largely due to the one-to-many nature of dialog (Zhao et al., 2017b). While this could be mitigated by using multiple reference responses, it is infeasible to collect a sufficiently large dataset to thoroughly cover the space of potential responses. Thus, reference-free metrics have been proposed to circumvent the one-to-many problem. Amongst the metrics assessed here, there are five reference-free evaluation metrics: HolisticEval, MAUDE, GRADE, USR, and FED.

In contrast to the referenced metrics, which compare the generated response to the reference response, reference-free metrics model the semantics of the dialog context and the generated response in order to reason about the response within the

context of the dialog history.

### 3.5 Metrics not Assessed in this Paper

Table 2 lists recently proposed dialog metrics that are not assessed in this paper. There are several reasons a metric was not assessed:

- The metric was not designed specifically for dialog. While most of these metrics were not included, a few metrics that fall into this category (e.g., BERTScore and BLEURT) were assessed here, as a baseline and to represent this category.
- There was no released code, data, or pre-trained model for reproducing their results.
- The core idea could also be found in other metrics that were assessed here.

Some of the unassessed metrics that share ideas that are covered by other metrics assessed in this paper are:

Embedding Methods (Kiros et al., 2015; Liu et al., 2016a; Rodríguez-Cantelar et al., 2021) compute the similarity of system responses with the human reference through embeddings, which is equivalent to the approach used by RUBER and BERTScore.

Language Model Evaluator (Nedelchev et al., 2020) evaluates dialog using the language model likelihood, which is identical to the approaches of USR and HolisticEval.

## 4 Testing Datasets

Table 3 shows statistics for the datasets used for testing. These datasets consist of human quality annotations. Concretely, each sample in the dataset consists of a dialog context, a generated response and a quality score. Optionally, a ground-truth response may also be included.

In general, these datasets are constructed using the following steps:

1. Choose an existing dialog dataset.
2. Train a response generation model on the chosen dialog dataset.
3. Generate responses for the validation/test set of the chosen dataset
4. Collect human quality annotations for the generated responses.

For data that does not contain referenced responses, only reference-free metrics were assessed.

The characteristics of the quality-annotated data significantly influence the performance of the metrics since dialog metrics might be originally developed and trained on data in a very different domain than the test domain. Therefore, the following section briefly discusses different aspects of the testing data used here.

### 4.1 Data Collection

This section provides an overview of the different quality-annotated dialog datasets. Many of these datasets were collected in different settings. For example, as described in Section 3.3, DailyDialog consists of casual conversations about daily life while TopicalChat consists of knowledge-grounded conversations. These differences influence various aspects of the data, such as the formality and complexity of the sentence structure. However, since it is not easy to quantify the complexity of the sentence structure, the average length and the number of distinct words in the dialog context (Ctx), human reference (Ref) and model hypothesis (Hyp) are used in Table 3. The length of the context and reference response in DailyDialog is shorter than on TopicalChat, which is likely influenced by the simpler topics in DailyDialog.

GRADE-DailyDialog has a significantly longer dialog history than the other two quality-annotated datasets that use DailyDialog. This is because those two datasets, HolisticEval and PredictiveEngage, only use one utterance of the dialog while GRADE uses two utterances. On the other hand, responses in PredictiveEngage-DailyDialog use a larger number of distinct words, which is due to the fact that PredictiveEngage-DailyDialog also contains human-written responses in addition to responses generated by NLG systems.

While most of the dialog data was collected by recruiting human annotators via Amazon Mechanical Turks (AMT), the DSTC6 data (Hori and Hori, 2017) uses dialogs from Twitter. Therefore, we can expect the DSTC6 data to be noisier and more realistic. It poses a challenge for both NLG models and evaluation metrics.

In contrast to other quality-annotated datasets in which the dialog contexts are conversations between humans and only the responses are generated by the system, the DSTC9 and FED datasets provide human-system dialogs that were collected in an interactive setting. The DSTC9 data (Gunasekara et al., 2021) was collected on the Dial-

Port platform through direct interaction between real users and open-domain chat systems. The FED data (Mehri and Eskenazi, 2020a) contains both human-human and human-system conversations released by Adiwardana et al. (2020b).

Despite using the same underlying dialog dataset (e.g., DailyDialog), the complexity and quality of the response may differ significantly across the quality-annotated datasets depending on the response generation model that was used. If responses in a quality-annotated dataset are from both simple sequence-to-sequence (Seq2Seq) models (Cho et al., 2014) and state-of-the-art language models such as DialoGPT, this quality-annotated dataset can assess whether the metric can distinguish between high quality and low quality responses.

Distinguishing between responses produced by systems of very different quality is easier, since the low quality responses may not follow grammar rules and make simple mistakes. On the other hand, if responses are only generated by state-of-the-art systems, the task becomes harder because the metric needs to rank responses as to whether they are appropriate in a dialog context.

Responses in USR-TopicalChat, USR-PersonaChat, HolisticEval-DailyDialog and the DSTC6 data are generated by a relatively simple model, such as an LSTM language model (LSTM LM), LSTM or Transformer Seq2Seq model, or Memory Network.

On the other hand, responses in the quality-annotated data labeled by GRADE come from the Transformer Seq2Seq model, DialoGPT, and retrieval model using Transformer or BERT (Transformer/BERT Ranker), which have relatively better empirical performance. Furthermore, FED and DSTC9 data use state-of-the-art dialog systems to generate responses. Specifically, FED data incorporates two systems, Meena (Adiwardana et al., 2020b) and Mitsuku<sup>2</sup>, and the DSTC9 data uses dialog systems including PLATO (Bao et al., 2020). These high quality responses make the data more challenging.

## 4.2 Quality Annotation

After generating responses for each dataset, human annotators labeled the quality of each response. While most quality-annotated datasets provide an-

<sup>2</sup><https://medium.com/pandorabots-blog/mitsuku-wins-loebner-prize-2018-3e8d98c5f2a7>

notations for the overall score of a given response, HolisticEval-DailyDialog only labels the context coherence of a response.<sup>3</sup>. In addition to the overall score, USR and FED data provide annotations for different dialog qualities such as whether the response is coherent or interesting. These fine-grained annotations allow for a more comprehensive analysis of metrics.

## 5 Experiments

This section describes the assessment of the evaluation metrics. Wherever possible, the released pretrained model was used to reproduce results. Since RUBER, BERT-RUBER and PONE do not release their pretrained models, those models were trained on DailyDialog. For PredictiveEngage, the original paper combined the model with RUBER for the best performance. In this assessment only the engagement score model is used for comparison to the other metrics. The potential combination of it with various other metrics is explored in Section 5.8.

FlowScore only scores dialogs with more than 3 utterances, so it cannot be used on some of the quality-annotated data. Note that HolisticEval was designed to generate fine-grained scores for four aspects: *context coherence*, *language fluency*, *response diversity*, and *logical self-consistency*. The *response diversity* metric requires access to the response generation model used to produce a response. However, since access to the original response generation models for each of the quality-annotated datasets is not available, the *response diversity* metric cannot be calculated. Thus for HolisticEval, the average of the other three metrics was used to compute the overall score for a response.

### 5.1 Results on Datasets with Human Reference

This section describes the performance of the metrics on the quality-annotated datasets that contain a human reference. This distinction is important, because the referenced metrics (e.g., BLEU, METEOR, BERTScore) can only be assessed on these datasets. Table 4, Table 5 and Table 6 present the correlations of the metrics on the USR, GRADE and DSTC6 data, respectively.

<sup>3</sup>HolisticEval also released the data for evaluating response fluency. However since the data does not clearly disambiguate between the dialog context and the corresponding system response, it was not used in this paper

Dataset	Num. Samples	Avg. Utts.	Avg. Ctx/Ref/Hyp Words	Distinct Ctx/Ref/Hyp Words	Used NLG models
USR-TopicalChat	300	12.2	236.3 / 25.3 / 22.4	2379 / 571 / 1018	Transformers
USR-PersonaChat	240	9.3	98.4 / 11.7 / 12.1	1320 / 291 / 609	Transformer Seq2Seq, LSTM LM, Memory Network
GRADE-ConvAI2	600	2.0	23.4 / 12.1 / 11.3	1342 / 841 / 1100	Transformer Seq2Seq, DialoGPT, BERT/Transformer Ranker
GRADE-DailyDialog	300	2.0	24.5 / 12.9 / 10.8	1126 / 674 / 796	Transformer Seq2Seq, Transformer Ranker
HolisticEval-DailyDialog	200	1.0	14.3 / - / 14.7	847 / - / 875	LSTM Seq2Seq
PredictiveEngage-DailyDialog	600	1.0	12.0 / - / 13.7	1022 / - / 2475	LSTM Seq2Seq
GRADE-EmpatheticDialogue (2019)	300	2.0	28.0 / 17.8 / 15.6	1430 / 1098 / 701	Transformer Seq2Seq, Transformer Ranker
DSTC6 (2017)	40000	1.6	30.7 / 19.0 / 19.8	7399 / 3410 / 2473	Systems based on LSTM Seq2Seq
FED (2020a)	500	11.8	86.5 / - / 11.8	3628 / - / 1859	Meena, Mitsuku
DSTC9 (2021)	2200	27.2	231.7 / - / 10.6	35591 / - / 4839	State-of-the-art systems including Plato and DialoGPT

Table 3: Statistics of quality-annotated datasets.

	USR-TopicalChat				USR-Pearsonachat			
	Turn-Level		System-Level		Turn-Level		System-Level	
	P	S	P	S	P	S	P	S
BLEU-4	0.216	0.296	0.874*	0.900	0.135	0.090*	0.841*	0.800*
METEOR	0.336	0.391	0.943	0.900	0.253	0.271	0.907*	0.800*
ROUGE-L	0.275	0.287	0.814*	0.900	0.066*	0.038*	0.171*	0.000*
ADEM	-0.060*	-0.061*	0.202*	0.700*	-0.141	-0.085*	0.523*	0.400*
BERTScore	0.298	0.325	0.854*	0.900	0.152	0.122*	0.241*	0.000*
BLEURT	0.216	0.261	0.630*	0.900	0.065*	0.054*	-0.125*	0.000*
RUBER	0.247	0.259	0.876*	<b>1.000</b>	0.131	0.190	<b>0.997</b>	<b>1.000</b>
BERT-RUBER	0.342	0.348	<b>0.992</b>	0.900	0.266	0.248	0.958	0.200*
PONE	0.271	0.274	0.893	0.500*	0.373	0.375	0.979	0.800*
HolisticEval	-0.147	-0.123	-0.919	-0.200*	0.087*	0.113*	0.051*	0.000*
PredictiveEngage	0.222	0.310	0.870*	0.900	-0.003*	0.033*	0.683*	0.200*
MAUDE	0.044*	0.083*	0.317*	-0.200*	0.345	0.298	0.440*	0.400*
GRADE	0.200	0.217	0.553*	0.100*	0.358	0.352	0.811*	<b>1.000</b>
USR	<b>0.412</b>	<b>0.423</b>	0.967	0.900	<b>0.440</b>	<b>0.418</b>	0.864*	<b>1.000</b>
FED	-0.124	-0.135	0.730*	0.100*	-0.028*	-0.000*	0.005*	0.400*
Deep AM-FM	0.285	0.268	0.969	0.700*	0.228	0.219	0.965	<b>1.000</b>
FlowScore	0.095*	0.082*	-0.150*	0.400*	0.118*	0.079*	0.678*	0.800*

Table 4: Results on the USR data. All values are statistically significant to  $p < 0.05$ , unless marked by \*.

	GRADE-ConvAI2				GRADE-DailyDialog				GRADE-EmpatheticDialogue			
	Turn-Level		System-Level		Turn-Level		System-Level		Turn-Level		System-Level	
	P	S	P	S	P	S	P	S	P	S	P	S
BLEU-4	0.003*	0.128	0.034*	0.000*	0.075*	0.184	<b>1.000*</b>	<b>1.000</b>	-0.051*	0.002*	<b>1.000*</b>	<b>1.000</b>
METEOR	0.145	0.181	0.781*	0.600*	0.096*	0.010*	-1.000*	-1.000	0.118	0.055*	<b>1.000*</b>	<b>1.000</b>
ROUGE-L	0.136	0.140	0.209*	0.000*	0.154	0.147	<b>1.000*</b>	<b>1.000</b>	0.029*	-0.013*	<b>1.000*</b>	<b>1.000</b>
ADEM	-0.060*	-0.057*	-0.368*	-0.200*	0.064*	0.071*	<b>1.000*</b>	<b>1.000</b>	-0.036*	-0.028*	<b>1.000*</b>	<b>1.000</b>
BERTScore	0.225	0.224	0.918*	0.800*	0.129	0.100*	-1.000*	-1.000	0.046*	0.033*	<b>1.000*</b>	<b>1.000</b>
BLEURT	0.125	0.120	-0.777*	-0.400*	0.176	0.133	<b>1.000*</b>	<b>1.000</b>	0.087*	0.051*	<b>1.000*</b>	<b>1.000</b>
RUBER	-0.027*	-0.042*	-0.458*	-0.400*	-0.084*	-0.094*	-1.000*	-1.000	-0.078*	-0.039*	<b>1.000*</b>	<b>1.000</b>
BERT-RUBER	0.309	0.314	0.885*	<b>1.000</b>	0.134	0.128	-1.000*	-1.000	0.163	0.148	<b>1.000*</b>	<b>1.000</b>
PONE	0.362	0.373	0.816*	0.800*	0.163	0.163	-1.000*	-1.000	0.177	0.161	<b>1.000*</b>	<b>1.000</b>
HolisticEval	-0.030*	-0.010*	-0.297*	-0.400*	0.025*	0.020*	<b>1.000*</b>	<b>1.000</b>	0.199	0.204	-1.000*	-1.000
PredictiveEngage	0.154	0.164	0.601*	0.600*	-0.133	-0.135	-1.000*	-1.000	-0.032*	-0.078*	<b>1.000*</b>	<b>1.000</b>
MAUDE	0.351	0.304	0.748*	0.800*	-0.036*	-0.073*	<b>1.000*</b>	<b>1.000</b>	0.007*	-0.057*	<b>1.000*</b>	<b>1.000</b>
GRADE	<b>0.566</b>	<b>0.571</b>	0.883*	0.800*	<b>0.278</b>	<b>0.253</b>	-1.000*	-1.000	<b>0.330</b>	<b>0.297</b>	<b>1.000*</b>	<b>1.000</b>
USR	0.501	0.500	<b>0.995</b>	<b>1.000</b>	0.057*	0.057*	-1.000*	-1.000	0.264	0.255	<b>1.000*</b>	<b>1.000</b>
FED	-0.090	-0.072*	-0.254*	0.000*	0.080*	0.064*	<b>1.000*</b>	<b>1.000</b>	-0.014*	-0.044*	<b>1.000*</b>	<b>1.000</b>
Deep AM-FM	0.117	0.130	0.774*	0.400*	0.026*	0.022*	<b>1.000*</b>	<b>1.000</b>	0.083*	0.058*	<b>1.000*</b>	<b>1.000</b>
FlowScore	-	-	-	-	-	-	-	-	-	-	-	-

Table 5: Results on the GRADE data. All values are statistically significant to  $p < 0.05$ , unless marked by \*.



	DSTC6			
	Turn-Level		System-Level	
	P	S	P	S
BLEU-4	0.131	0.298	-0.064*	0.050*
METEOR	0.307	0.323	0.633	0.084*
ROUGE-L	0.332	0.326	0.487	0.215*
ADEM	0.151	0.118	0.042*	0.347*
BERTScore	<b>0.369</b>	<b>0.337</b>	0.671	0.265*
BLEURT	0.326	0.294	0.213*	0.426*
RUBER	0.114	0.092	-0.074*	0.104*
BERT-RUBER	0.204	0.217	<b>0.825</b>	0.093*
PONE	0.208	0.200	0.608	0.235*
HolisticEval	0.001*	-0.004*	0.010	-0.002
PredictiveEngage	0.043	0.004*	-0.094*	-0.409*
MAUDE	0.195	0.128	0.739	0.217*
GRADE	0.119	0.122	0.784	0.611
USR	0.184	0.166	0.432*	0.147*
FED	-0.106	-0.083	0.221*	0.322*
Deep AM-FM	0.326	0.295	0.817	<b>0.674</b>
FlowScore	0.064	0.095	0.352*	0.362*

Table 6: Results on the DSTC6 data. All values are statistically significant to  $p < 0.05$ , unless marked by \*.

	PE-DailyDialog		FED				DSTC9			
	Turn-Level		Turn-Level		Dialog-Level		Dialog-Level		System-Level	
	P	S	P	S	P	S	P	S	P	S
HolisticEval	0.368	0.365	0.122	<b>0.125</b>	-0.276	-0.304	0.015*	0.002*	-0.019*	-0.100*
PredictiveEngage	0.429	0.414	0.024*	0.094*	0.026*	0.155*	0.114	0.115	0.809	0.664
MAUDE	0.104	0.060*	0.018*	-0.094*	-0.047*	-0.280	0.059	0.042*	0.224*	0.045*
GRADE	<b>0.600</b>	0.622	<b>0.134</b>	0.118	-0.034*	-0.065*	-0.078	-0.070	-0.674	-0.482*
USR	0.582	<b>0.640</b>	0.114	0.117	0.093*	0.062*	0.019*	0.020*	0.149*	0.127*
FED	0.164	0.159	0.120	0.095	<b>0.222</b>	<b>0.320</b>	0.128	0.120	0.559*	0.391*
FlowScore	-	-	-0.065*	-0.055*	-0.073*	-0.003*	<b>0.147</b>	<b>0.140</b>	<b>0.907</b>	<b>0.900</b>

Table 7: Results on PredictiveEngage-DailyDialog, FED, and DSTC9 data. Here, we denote PredictiveEngage-DailyDialog by PE-DailyDialog due to space constraint. All values are statistically significant to  $p < 0.05$ , unless marked by \*.

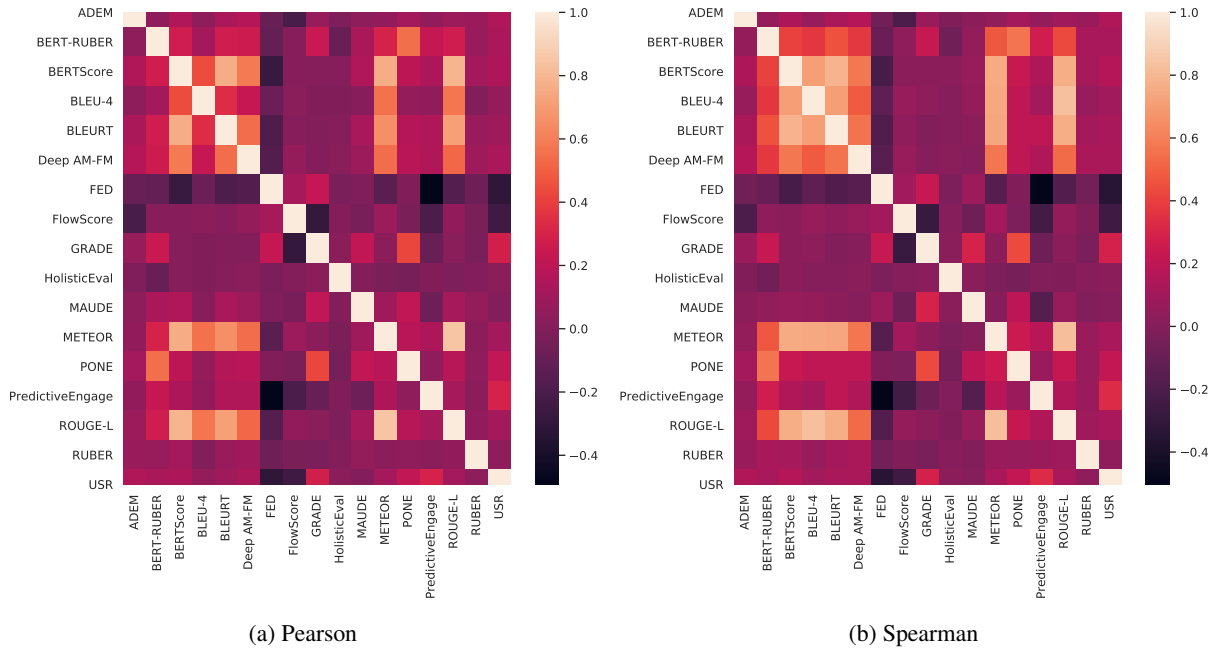
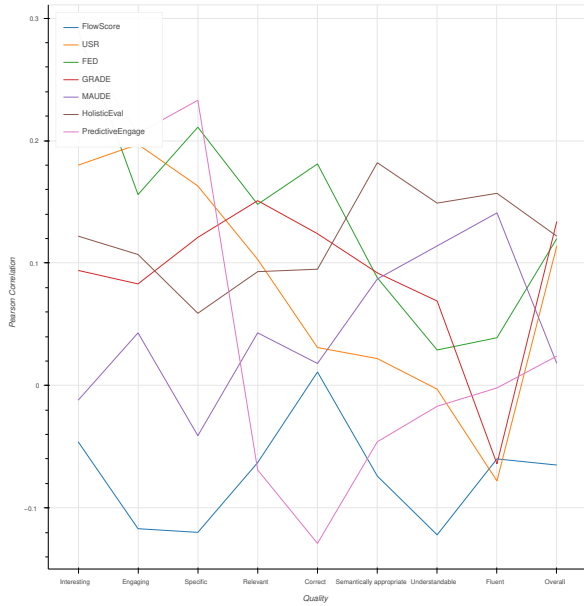
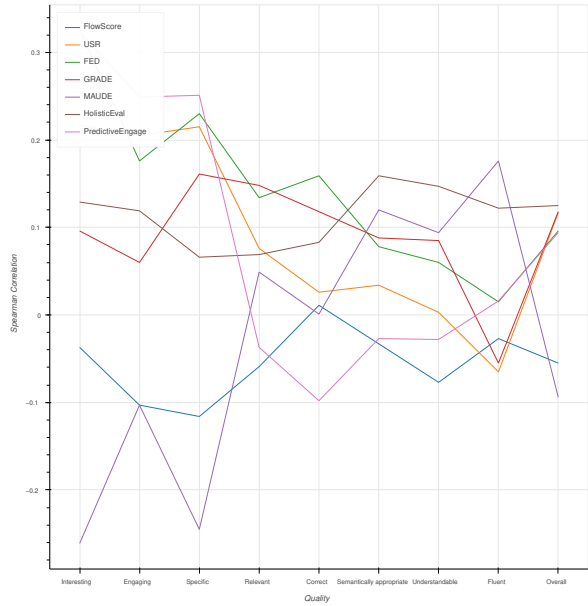


Figure 1: Pearson and Spearman correlation between different system outputs. We use datasets with human references to compute scores.

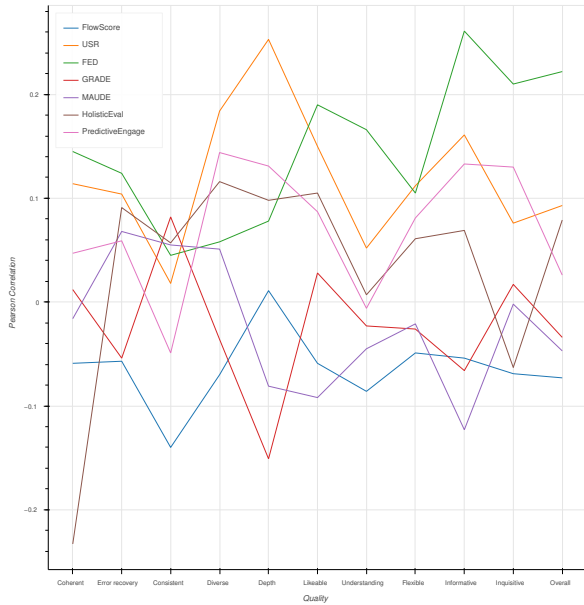


(a) Pearson

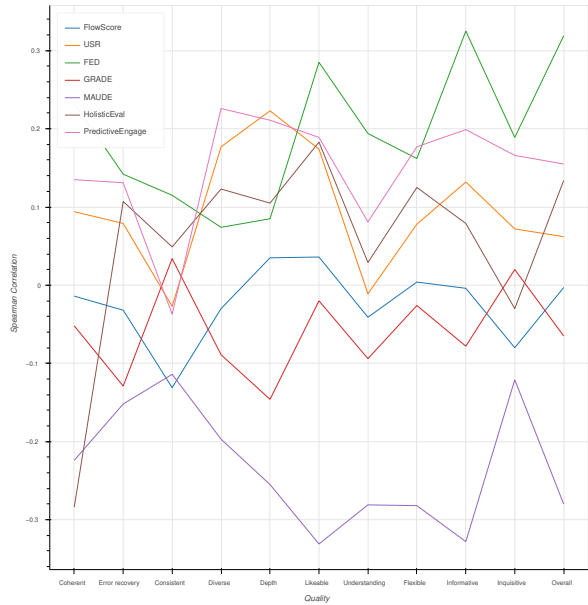


(b) Spearman

Figure 2: Pearson and Spearman correlation to different turn-level annotation qualities on the FED data.



(a) Pearson



(b) Spearman

Figure 3: Pearson and Spearman correlation to different dialog-level annotation qualities on the FED data.

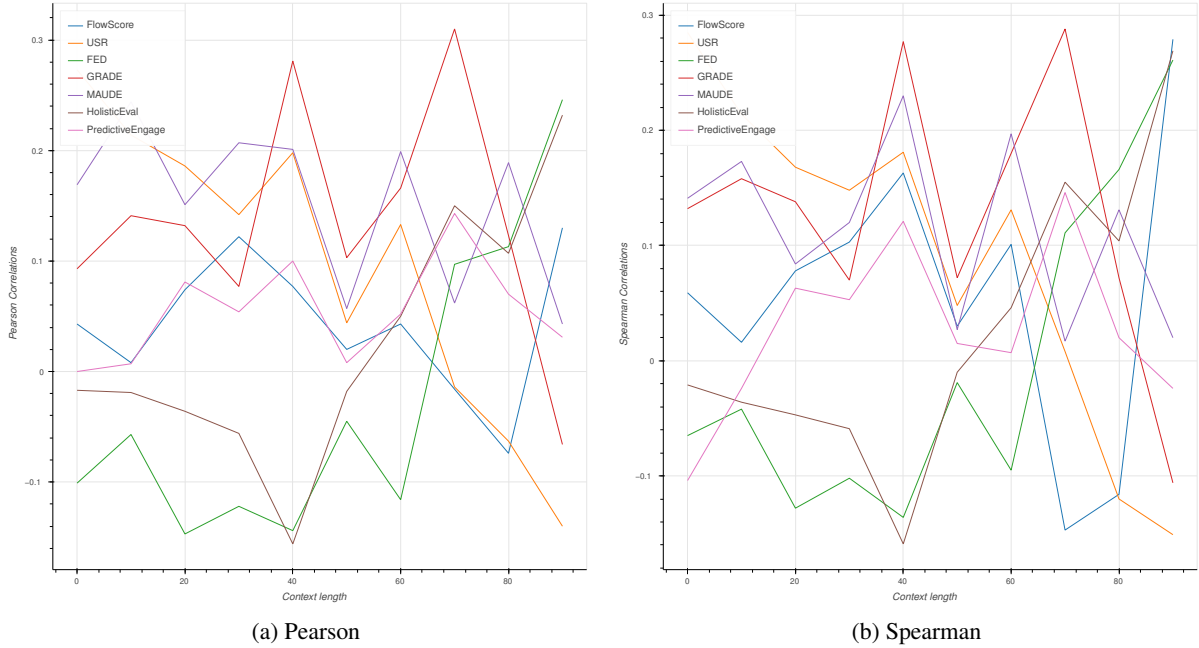


Figure 4: Pearson and Spearman correlation when varying the dialog context length.

	HolisticEval-DailyDialog	
	P	S
HolisticEval	0.670	<b>0.764</b>
PredictiveEngage	-0.033*	0.060*
MAUDE	0.275	0.364
GRADE	<b>0.678</b>	0.697
USR	0.589	0.645
FED	0.485	0.507

Table 8: Results on HolisticEval-DailyDialog. All values are statistically significant to  $p < 0.05$ , unless marked by \*.

Rule-based metrics perform surprisingly well on USR-TopicalChat, USR-PersonaChat and DSTC6. However, they fall short on the GRADE data. This may be due to the fact that the responses in the GRADE data are produced by better NLG models, as described in Section 4.2. Since rule-based metrics calculate word-overlap metrics between the system responses and a human reference, they can consistently detect poor responses which only contain irrelevant words. However, the rule-based metrics struggle to score responses from state-of-the-art dialog systems since those responses require a deeper semantic understanding of the dialog context and the generated response.

By incorporating large pretrained models, BERTScore and BLEURT have similar performance to the rule-based metrics when assessed on the USR and DSTC6 data, and they perform better on the GRADE data. The use of pretrained models

allows BERTScore and BLEURT to better capture the semantic content of the generated responses. As such, while BERTScore calculates recall and precision in the same manner as traditional rule-based metrics, the use of a pretrained model allows it to handle more challenging responses, like those present in the GRADE data.

A similar improvement is observed when comparing RUBER and BERT-RUBER. BERT-RUBER uses a pretrained BERT model and achieves a significantly higher correlation over the RUBER metric, which only uses pretrained Word2Vec vectors (Mikolov et al., 2013). This further stresses the importance of using contextualized word representations in evaluation metrics.

PONE improves upon BERT-RUBER by incorporating data augmentation and weighted negative sampling techniques. The improvement shown on the GRADE data proves that PONE is better able to model semantic content and therefore performs better at scoring the higher-quality responses in the GRADE data.

MAUDE improves upon the unreferenced metric in BERT-RUBER by training with contrastive loss. Compared to BERT-RUBER, MAUDE performs better on USR-PersonaChat and GRADE-ConvAI2 and has worse performance on the other quality-annotated datasets. This is probably due to the fact that MAUDE was trained on PersonaChat and therefore performs better on quality-annotated data

	Generative		Retrieval	
	P	S	P	S
BLEU-4	0.100	0.128	0.023*	0.236
METEOR	0.130	0.086	0.129	0.185
ROUGE-L	0.134	0.108	0.212	0.238
ADEM	-0.117	-0.118	-0.045*	-0.070*
BERTScore	0.182	0.185	0.175	0.186
BLEURT	0.153	0.147	0.108	0.093
RUBER	0.022*	0.031*	-0.092	-0.109
BERT-RUBER	0.158	0.159	0.206	0.208
PONE	0.227	0.236	0.191	0.192
HolisticEval	-0.037*	-0.003*	0.070*	0.066*
PredictiveEngage	-0.063*	-0.060*	0.010*	0.028*
MAUDE	0.126	0.161	0.072*	0.031*
GRADE	<b>0.300</b>	<b>0.314</b>	<b>0.435</b>	<b>0.428</b>
USR	0.130	0.149	0.402	0.415
FED	-0.072	-0.095	-0.169	-0.184
Deep AM-FM	0.068	0.068	0.086	0.085
FlowScore	0.236	0.215	-0.059*	-0.053*

Table 9: Results on evaluating different response generation models. All values are statistically significant to  $p < 0.05$ , unless marked by \*.

	USR-TopicalChat		USR-PearsonaChat		GRADE-ConvAI2		GRADE-DailyDialog		GRADE-EmpatheticDialogue		DSTC6	
	P	S	P	S	P	S	P	S	P	S	P	S
PredictiveEngage	0.222	0.310	-0.003*	0.033*	0.154	0.164	-0.133	-0.135	-0.032*	-0.078*	0.043	0.004*
+ RUBER	0.283	0.327	0.057*	0.096*	0.105	0.102	-0.149	-0.156	-0.065*	-0.055*	0.103	0.055
+ PONE	0.308	0.350	0.218	0.209	0.333	0.339	-0.034*	-0.035*	0.077*	0.069*	0.156	0.122
USR	0.412	0.423	0.440	0.418	0.501	0.500	0.057*	0.057*	0.264	0.255	0.184	0.166
+ GRADE	0.424	0.432	0.456	0.430	0.523	0.528	0.081*	0.078*	0.281	0.267	0.191	0.173
+ GRADE + PONE	0.435	0.447	0.473	0.452	<b>0.535</b>	<b>0.539</b>	0.089	0.086	0.289	0.270	0.206	0.187
+ GRADE + PONE + PredictiveEngage	<b>0.447</b>	<b>0.468</b>	0.468	0.449	0.534	0.538	0.072*	0.070*	0.275	0.261	0.202	0.180
GRADE	0.200	0.217	0.358	0.352	0.566	0.571	<b>0.278</b>	0.253	<b>0.330</b>	<b>0.297</b>	0.119	0.122
+ PONE	0.282	0.297	0.435	0.436	0.547	0.556	0.275	<b>0.279</b>	0.306	0.279	0.191	0.179
+ PONE + PredictiveEngage	0.335	0.348	0.373	0.366	0.515	0.530	0.118	0.117	0.219	0.186	0.181	0.155
All-Metrics	0.443	0.467	<b>0.481</b>	<b>0.478</b>	0.522	0.519	0.078*	0.075*	0.291	0.279	<b>0.242</b>	<b>0.219</b>

Table 10: Results of different combinations of metrics. All values are statistically significant to  $p < 0.05$ , unless marked by \*. The last row (All-Metrics), is the average of all the metrics.

from the same domain.

The USR and GRADE metrics have the highest performance on their respective datasets. This phenomenon probably occurs for several reasons. First, both metrics fine-tune pretrained models in a self-supervised manner on certain dialog datasets. It is expected that the metrics would perform better on quality-annotated datasets corresponding to the data they were fine-tuned on. For example, the USR metric which was fine-tuned on TopicalChat should perform better on USR-TopicalChat. Second, the metrics may be designed for the specific attributes of the data. For example, the choice of the topic graph of GRADE may have been influenced by phenomena observed in the GRADE data. Finally, metrics may be optimized specifically for the data (i.e., through hyperparameter tuning on a validation set). This observation stresses the importance of testing on a variety of different quality-annotated datasets in order to ensure the generality of an evaluation metric and to avoid over-optimizing to specific datasets.

USR performs well on the GRADE data, particularly on GRADE-ConvAI2, which is similar to USR-PersonaChat. USR aggregates the results produced by three different self-supervised models that approximate different qualities of dialog (fluency, relevance and knowledge grounding). Since the dialog retrieval model is, in principle, similar to the unreferenced metric used in RUBER, this result demonstrates that using a language model results in an improvement when evaluating high-quality responses. On the other hand, GRADE does not show very strong performance on the USR or DSTC6 data. Since rule-based metrics already perform very well on these quality-annotated datasets, it may be the case that the topic transition flow in GRADE does not help when assessing lower-quality responses.

Deep AM-FM was trained on data crawled from Twitter. It performs relatively well on the DSTC6 data which was also obtained from Twitter. Similar to the aforementioned observations regarding USR and GRADE performance, Deep AM-FM results stress the importance of training a metric on the target evaluation domain. However, Deep AM-FM does not outperform BERTScore on the DSTC6 data. This is likely due to the way DSTC6 was collected. The response generation models used to generate responses in the DSTC6 data are relatively simple, relative to the models used in the

USR and GRADE datasets. Therefore, as described above, word-overlap metrics (especially sophisticated word-overlap metrics like BERTScore) will be especially strong at evaluating this type of data. Deep AM-FM achieves low correlations on the GRADE data, likely due to the domain mismatch. Since the RNN language model used in Deep AM-FM is trained with Twitter data, it might not be able to deal with the responses written by human annotators.

FED, HolisticEval and PredictiveEngage are designed for evaluating specific, fine-grained qualities of dialog. Simply taking the average of the fine-grained scores produced by these metrics obtains poor correlation with the overall quality annotations. However, we can not simply conclude that these metrics are poorly designed. The metrics do indeed have strong correlation to human scores on specific qualities, which will be discussed below.

## 5.2 Results on Datasets without Human Reference

This section describes the results for the datasets that do not contain a reference response. Only reference-free metrics can be evaluated on these quality-annotated datasets.

Table 7 presents results of the reference-free metrics on HolisticEval-DailyDialog, FED, and DSTC9 data.

In the FED dataset, there are two types of annotations: turn-level and dialog-level. Turn-level annotations assess the quality of a single response, while dialog-level annotations assess the entire dialog. Similar to the GRADE data, the responses in the FED data are generated by state-of-the-art dialog systems (Adiwardana et al., 2020b), which makes the data particularly challenging.

On turn-level annotations in the FED data, the best performing metrics are HolisticEval, GRADE, USR and FED. In contrast, MAUDE does not perform well on the FED data. MAUDE performs reasonably well on the GRADE-ConvAI2 data, which contains similarly high quality responses. This may be because of the longer dialog context in the FED data. While the average number of words in the context of GRADE-ConvAI2 is 23.4, the context of FED has on average 86.5 words and 11.8 utterances. If a model has not seen long contexts at training time, it will struggle to perform well on longer contexts at test time.

On the dialog-level annotations in the FED data,

the FED metric has the best performance. FED is specifically designed to generate dialog-level scores while other reference-free metrics only take turn-level responses into consideration. After the FED metric, PredictiveEngage has a higher dialog-level correlation than the other metrics. Since PredictiveEngage explicitly predicts how engaging a response is, the higher performance suggests that "engaging" is an important factor for dialog-level evaluation. HolisticEval performs significantly worse when evaluating dialog-level correlation than it does on turn-level correlation. This degradation of performance may be due to the fact that HolisticEval only fine-tunes the GPT-2 model with language modeling objectives and they may be insufficient when the model needs to take the whole dialog into consideration.

Similar to the FED data, the DSTC9 data also contains interactive human-system dialogs from state-of-the-art dialog systems. Again, the longer dialog contexts in combination with the use of state-of-the-art response generation models makes DSTC9 a particularly challenging dataset for evaluation. PredictiveEngage, FED and FlowScore have the highest dialog-level correlations on the DSTC9 dataset.

PredictiveEngage and FED achieve strong dialog-level correlations on both the FED and the DSTC9 data. This may occur for two reasons. First, these models are designed to capture properties that are better aligned with dialog-level annotations: PredictiveEngage measures engagement and FED measures a number of different dialog-level qualities (e.g., coherence, topic depth, etc.). Second, the model architectures of PredictiveEngage and FED are relatively simple. This may make the two metrics less sensitive to longer dialog contexts. Though PredictiveEngage and FED do well at assessing state-of-the-art dialog systems in the FED and DSTC9 data, they underperform on the GRADE and USR data. This suggests that these two metrics are optimal for dialog-level evaluation, but less so for turn-level evaluation.

FlowScore obtains the strongest performance on the DSTC9 data, however, it underperforms on other quality-annotated datasets including the FED data. This suggests that FlowScore is particularly good at modelling long and complex dialogs.

### 5.3 Results on System-Level Correlation

This section presents the system-level correlation on the different quality-annotated datasets. System-level correlation is a strong indication of the ability of a metric to rank several response generation models. The different datasets cover a varying number of systems: USR-TopicalChat (5 systems), USR-PersonaChat (4 systems), GRADE-ConvAI2 (4 systems), GRADE-DailyDialog (2 systems), GRADE-EmpatheticDialog (2 systems), DSTC6 (11 systems) and DSTC9 (20 systems). GRADE-DailyDialog and GRADE-EmpatheticDialog only consist of 2 systems, which makes system-level correlation much less informative.

In general, metrics that have a higher turn-level correlation tend to have a higher system-level correlation. Interestingly, some metrics which perform poorly on turn-level correlation do much better on system-level correlation, suggesting that averaging out over all the examples produced by a dialog system reduces the noise in the metric's scores. For example, GRADE has a comparable system-level correlation to the best-performing Deep AM-FM on the DSTC6 data, despite having a lower turn-level correlation.

On the other hand, BERTScore, which has the highest turn-level correlation on the DSTC6 data, performs poorly on system-level correlation. This suggests that word-overlap metrics may struggle to accurately assess entire systems.

In general, many metrics attain strong system-level correlation suggesting that they can reasonably distinguish between systems of different qualities. The DSTC6 and DSTC9 data contain the largest number of systems, making it difficult to attain high system-level correlation. Deep AM-FM attains high system-level correlation on the DSTC6 data and FlowScore attains high system-level correlation on the DSTC9 data.

### 5.4 Performance on Various Dialog Qualities

Since dialog quality is inherently multi-faceted (Walker et al., 1997; See et al., 2019), it is inadequate to only evaluate dialog metrics on the overall response score. Therefore, this paper also presents the correlation of the metrics with various dialog qualities in Table 8, Figure 2, and Figure 3.

As described in Section 4.2, HolisticEval-DailyDialog annotates the context coherence of responses. In the FED data, there are 8 fine-grained turn-level qualities and 10 fine-grained dialog-level

qualities. For metrics that produce fine-grained scores, we use the corresponding fine-grained score to measure correlation. For example, because PredictiveEngage evaluates the engaging quality of the dialog, the *engaging* score, rather than the overall score, is used to measure correlation with the *engaging* quality in the FED dataset.

Different dialog metrics perform well on different qualities. On the HolisticEval-DailyDialog data, the best performing metric is HolisticEval. PredictiveEngage performs the best on measuring the *Engaging* quality in the FED data.

On the other hand, HolisticEval performs poorly at measuring coherence on the FED data. One possible reason could be that the language modeling objective of HolisticEval makes it insufficient for measuring dialog-level qualities on the FED data. Another explanation is that the HolisticEval-DailyDialog data and the FED data may interpret *context coherent* differently .

Similarly, GRADE and USR are highly correlated measuring coherence on HolisticEval-DailyDialog data, but they have relatively poor performance on the coherent quality of dialog-level annotation in the FED data. This further suggests that the definitions of *context coherent* in HolisticEval-DailyDialog and *coherent* in the FED data may differ. HolisticEval-DailyDialog does not provide their precise annotation instructions, and as such the definitions of coherence between the two datasets cannot be compared.

USR and GRADE both do well predicting context coherence and engaging on the the HolisticEval-DailyDialog and FED data, respectively. These two metrics also perform the best on the USR and GRADE data. In contrast, HolisticEval and PredictiveEngage do well on measuring coherence and engaging, but underperform on the USR and GRADE data. This suggests that while fine-grained metrics are important qualities to measure, modelling *only* these qualities is insufficient. Instead, it is better to design a metric that measures many different qualities and can aggregate them to form an overall score, such as the graph modelling proposed by GRADE or the combination of MLM/dialog retrieval in USR.

## 5.5 Metric Output Similarities

To analyze the similarities between the metrics, we plot the correlation between metric outputs in Figure 1. As expected, there is a strong correlation

between the outputs of BERTScore, and BLEURT, the rule-based metrics. Interestingly, Deep AM-FM also is strongly correlated with these word-overlap metrics. This is surprising since Deep AM-FM was specifically designed for evaluating dialog while the others are intended for general-purpose NLG evaluation. This may be because the Deep AM-FM metric compares the generated response to the reference response and, as such, will favor generated responses that have high word-overlap with the reference response.

BERT-RUBER, PONE, GRADE, and USR are another group of metrics with similar behavior. Since BERT-RUBER, PONE, and GRADE share a common triplet rank loss and train on DailyDialog, it is not surprising that these three metrics behave similarly. USR uses a different pretrained language model, RoBERTa, and is trained with different objectives and data. However, it is likely that it has the same behavior because it models the relevance of responses, similarly to the RUBER-based metrics and GRADE.

## 5.6 Effect of Context Length

Most reference-free metrics compute their scores by comparing the dialog context with the response. Therefore, it is interesting to determine if these metrics perform differently according to the length of the dialog context. The quality-annotated samples are grouped by their context lengths with a length interval of 10. Figure 4 shows performance differences of the reference-free metrics at different context lengths.

With the exception of HolisticEval, FED, and PredictiveEngage, the metrics’ performance decreases as the context lengthens. This may be due to the fact that most metrics are trained on shorter dialogs and struggle to understand longer dialog contexts. On the other hand, the performance of HolisticEval and FED increases as the context lengthens. Both of these metrics incorporate GPT-2-based language models to score the responses, while the other metrics mostly rely on the BERT-based models. BERT-based models are optimized for local coherence through the MLM objective and limit context length. Thus GPT-2-based metrics perform better on longer dialogs.

PredictiveEngage’s performance does not change according to context length. This could be because PredictiveEngage uses several MLP layers during the pooling of the pretrained BERT

embeddings to predict the output. PredictiveEngage’s simpler architectural design may make it more robust to longer context lengths.

### 5.7 Performance on Different Response Generation Models

This section presents the correlations of the metrics on both generative and retrieval response generation models (see Table 9). Most of the metrics perform similarly on these two types of models. However, USR, GRADE, and FlowScore perform very differently. USR and GRADE are especially good at scoring responses from the retrieval model. USR performs significantly less well at evaluating generative models while GRADE still achieves the highest correlation. In contrast, FlowScore performs well at evaluating generative models but performs poorly on generative models. One reason for this may be that responses from generative models are longer and more complex than the ones from retrieval models.

### 5.8 Combining Metrics

Many metrics rely on an ensemble of different models. Inspired by this, this section explores the possibility that a combination of metrics may be successful (Table 10). Since it is not feasible to exhaustively explore all possible combinations of the metrics, some combinations of the best-performing metrics were assessed here. The metrics are combined through simple averaging. *Future work should explore more sophisticated mechanisms for combining metrics.*

First, PredictiveEngage, RUBER and PONE were combined, as proposed in (Ghazarian et al., 2020). Indeed, the resulting combined metric shows significant improvement, especially on the USR-TopicalChat and USR-Personachat data, but correlation decreases on other datasets.

Next, combinations of USR and GRADE, the two best performing metrics on the referenced quality-annotated datasets were explored. The combination of USR with GRADE, PONE and PredictiveEngage performs better on the USR data as well as on GRADE-ConvAI2. But GRADE still performs the best on GRADE-DailyDialog and GRADE-EmpatheticDialogue. This suggests that combining GRADE with the other metrics negatively impacts its performance.

The last row of Table 10, shows the result of taking the average of the scores of all of the metrics that were assessed in this paper. While the idea

of an *All-Metric* metric is simple, and metrics are combined through simple averaging, the results are surprisingly good across the different referenced quality-annotated datasets. This result highlights the potential of combining various evaluation metrics in some smart manner.

## 6 Conclusions

This paper provides a comprehensive assessment of various automatic evaluation metrics for dialog. Many different evaluation metrics have been proposed in recent years (2019 - 2021). To our knowledge there has not yet been a consistent comparison of these metrics. The goal of this paper is to make that comparison over a variety of different datasets and in a variety of settings.

The following are the high-level takeaways from the assessment and analysis of these metrics:

- USR and GRADE are the best performing metrics for evaluating response generation (i.e., turn-level correlation). Their performance is consistently higher on the majority of different datasets.
- FlowScore, PredictiveEngage and FED perform the best on dialog-level evaluation on the FED and DSTC9 datasets.
- System-level correlations are generally very strong across a variety of metrics. Most impressively are the high correlations of Deep AM-FM on the DSTC6 data (11 different systems) and of FlowScore on the DSTC9 data (20 different systems).
- Unsurprisingly, the majority of the metrics perform best on the datasets they were originally evaluated on. This suggests that the training data is important. Future work should explore strategies for transferring these metrics to new datasets (i.e., by fine-tuning them on in-domain data). This also suggests that the architectural design and choice of hyperparameters is influenced by the target dataset (either through direct optimization or human decision making). And so this further stresses the importance of assessing evaluation metrics on a variety of different quality-annotated datasets.
- Metrics also perform differently depending on the type of dialog system used to produce



a response. Metric performance differs significantly between quality-annotated datasets with simple models (e.g., DSTC6, USR) and datasets with more sophisticated models (e.g., GRADE, FED, DSTC9). This suggests that there is not necessarily a one-size-fits-all metric, and the best metric depends on the type of data it is to deal with.

- Many metrics struggle with longer contexts, especially those that rely on BERT-based models. In contrast, metrics that use GPT-2-based models perform better.
- Evaluating metrics on specific fine-grained qualities sheds much light on their underlying behavior.
- In general, metrics combining different models have more consistently better performance. In a similar vein, combining different metrics yields strong results. A promising future direction is to develop more sophisticated strategies for combining evaluation metrics.

The results indicate several important directions for future work on the assessment of dialog evaluation metrics:

- Many evaluation metrics rely on pretrained language models. The analysis in this paper, highlights the impacts of the choice of pretrained language model (e.g., GPT-2 better handles longer contexts while BERT-based models are better at measuring local coherence). Future work should further explore the impact of the choice of pretrained language for evaluation.
- Many metrics are trained on specific dialog data (e.g., TopicalChat, DailyDialog, etc.). Unsurprisingly, metrics generally perform better on the data they were trained on. Since many metrics rely on self-supervised training, it is possible to further fine-tune them on other dialog datasets. Future work should explore adapting metrics to new domains through self-supervised fine-tuning on in-domain dialog data (e.g., fine-tune MAUDE on TopicalChat to attain better performance).
- Simple combinations of evaluation metrics yield promising results. Future work should explore more sophisticated mechanisms for

combining different metrics. This may, for example, necessitate a mechanism (either a trained model or heuristic) for determining which metric is best suited to evaluate a particular response.

To facilitate the assessment of future automatic evaluation metrics for dialog, the code used for the assessment in this paper has been open-sourced for efficient assessment of metrics on a variety of different quality-annotated datasets: <https://github.com/exe1023/DialEvalMetrics>.

## 7 Acknowledgements

We thank the authors of the various metrics for releasing their code. This work is funded by National Science Foundation grant CNS-1512973. The opinions expressed in this paper do not necessarily reflect those of the National Science Foundation.

## References

- D. Adiwardana, Minh-Thang Luong, David R. So, J. Hall, Noah Fiedel, R. Thoppilan, Z. Yang, Apoorv Kulshreshtha, Gaurav Nemade, Yifeng Lu, and Quoc V. Le. 2020a. Towards a human-like open-domain chatbot. *ArXiv*, abs/2001.09977.
- Daniel Adiwardana, Minh-Thang Luong, David R So, Jamie Hall, Noah Fiedel, Romal Thoppilan, Zi Yang, Apoorv Kulshreshtha, Gaurav Nemade, Yifeng Lu, et al. 2020b. Towards a human-like open-domain chatbot. *arXiv preprint arXiv:2001.09977*.
- R Ananthkrishnan, Pushpak Bhattacharyya, M Sasikumar, and Ritesh M Shah. 2007. Some issues in automatic evaluation of english-hindi mt: more blues for bleu. *ICON*.
- Satanjeev Banerjee and Alon Lavie. 2005. **METEOR: An automatic metric for MT evaluation with improved correlation with human judgments**. In *Proceedings of the ACL Workshop on Intrinsic and Extrinsic Evaluation Measures for Machine Translation and/or Summarization*, pages 65–72, Ann Arbor, Michigan. Association for Computational Linguistics.
- Siqi Bao, Huang He, Fan Wang, Hua Wu, and Haifeng Wang. 2020. **PLATO: Pre-trained dialogue generation model with discrete latent variable**. In *Proceedings of the 58th Annual Meeting of the Association for Computational Linguistics*, pages 85–96, Online. Association for Computational Linguistics.
- Kyunghyun Cho, Bart van Merriënboer, Caglar Gulcehre, Dzmitry Bahdanau, Fethi Bougares, Holger Schwenk, and Yoshua Bengio. 2014. **Learning phrase representations using RNN encoder–decoder for statistical machine translation**. In *Proceedings of the 2014 Conference on Empirical Methods in Natural Language Processing (EMNLP)*, pages 1724–1734, Doha, Qatar. Association for Computational Linguistics.
- Jan Deriu, Alvaro Rodrigo, Arantxa Otegi, Guillermo Echegoyen, Sophie Rosset, Eneko Agirre, and Mark Cieliebak. 2021. Survey on evaluation methods for dialogue systems. *Artificial Intelligence Review*, 54(1):755–810.
- Jan Deriu, Don Tuggener, Pius von Däniken, Jon Ander Campos, Alvaro Rodrigo, Thiziri Belkacem, Aitor Soroa, Eneko Agirre, and Mark Cieliebak. 2020. **Spot the bot: A robust and efficient framework for the evaluation of conversational dialogue systems**. In *Proceedings of the 2020 Conference on Empirical Methods in Natural Language Processing (EMNLP)*, pages 3971–3984, Online. Association for Computational Linguistics.
- Jacob Devlin, Ming-Wei Chang, Kenton Lee, and Kristina Toutanova. 2019. **BERT: Pre-training of deep bidirectional transformers for language understanding**. In *Proceedings of the 2019 Conference of the North American Chapter of the Association for Computational Linguistics: Human Language Technologies, Volume 1 (Long and Short Papers)*, pages 4171–4186, Minneapolis, Minnesota. Association for Computational Linguistics.
- Emily Dinan, Varvara Logacheva, Valentin Malykh, Alexander Miller, Kurt Shuster, Jack Urbanek, Douwe Kiela, Arthur Szlam, Iulian Serban, Ryan Lowe, et al. 2019. The second conversational intelligence challenge (convai2). *arXiv preprint arXiv:1902.00098*.
- Michel Galley, Chris Brockett, Alessandro Sordani, Yangfeng Ji, Michael Auli, Chris Quirk, Margaret Mitchell, Jianfeng Gao, and Bill Dolan. 2015. **deltaBLEU: A discriminative metric for generation tasks with intrinsically diverse targets**. In *Proceedings of the 53rd Annual Meeting of the Association for Computational Linguistics and the 7th International Joint Conference on Natural Language Processing (Volume 2: Short Papers)*, pages 445–450, Beijing, China. Association for Computational Linguistics.
- Sarik Ghazarian, Johnny Wei, Aram Galstyan, and Nanyun Peng. 2019. **Better automatic evaluation of open-domain dialogue systems with contextualized embeddings**. In *Proceedings of the Workshop on Methods for Optimizing and Evaluating Neural Language Generation*, pages 82–89, Minneapolis, Minnesota. Association for Computational Linguistics.
- Sarik Ghazarian, Ralph Weischedel, Aram Galstyan, and Nanyun Peng. 2020. Predictive engagement: An efficient metric for automatic evaluation of open-domain dialogue systems. In *Proceedings of the AAAI Conference on Artificial Intelligence*, volume 34, pages 7789–7796.
- Karthik Gopalakrishnan, Behnam Hedayatnia, Qinqiang Chen, Anna Gottardi, Sanjeev Kwatra, Anu Venkatesh, Raefer Gabriel, and Dilek Hakkani-Tür. 2019. **Topical-Chat: Towards Knowledge-Grounded Open-Domain Conversations**. In *Proc. Interspeech 2019*, pages 1891–1895.
- Jian Guan and Minlie Huang. 2020. **UNION: An Unreferenced Metric for Evaluating Open-ended Story Generation**. In *Proceedings of the 2020 Conference on Empirical Methods in Natural Language Processing (EMNLP)*, pages 9157–9166, Online. Association for Computational Linguistics.
- Chulaka Gunasekara, Seokhwan Kim, Luis Fernando D’Haro, Abhinav Rastogi, Yun-Nung Chen, Mihail Eric, Behnam Hedayatnia, Karthik Gopalakrishnan, Yang Liu, Chao-Wei Huang, et al. 2021. **Overview of the ninth dialog system technology challenge: Dstc9**. *Proceedings of the 9th Dialog System Technology Challenge Workshop in AAAI2021*.
- Fenfei Guo, A. Metallinou, Chandra Khatri, Anirudh Raju, Anu Venkatesh, and A. Ram. 2018. Topic-based evaluation for conversational bots. *ArXiv*, abs/1801.03622.

- Michael Gutmann and Aapo Hyvärinen. 2010. Noise-contrastive estimation: A new estimation principle for unnormalized statistical models. In *Proceedings of the Thirteenth International Conference on Artificial Intelligence and Statistics*, pages 297–304. JMLR Workshop and Conference Proceedings.
- Chiori Hori and Takaaki Hori. 2017. End-to-end conversation modeling track in dstc6. *arXiv:1706.07440*.
- Lishan Huang, Zheng Ye, Jinghui Qin, Liang Lin, and Xiaodan Liang. 2020. **GRADE: Automatic graph-enhanced coherence metric for evaluating open-domain dialogue systems**. In *Proceedings of the 2020 Conference on Empirical Methods in Natural Language Processing (EMNLP)*, pages 9230–9240, Online. Association for Computational Linguistics.
- Ryan Kiros, Yukun Zhu, Ruslan Salakhutdinov, Richard S Zemel, Antonio Torralba, Raquel Urtasun, and Sanja Fidler. 2015. Skip-thought vectors. *arXiv preprint arXiv:1506.06726*.
- Tian Lan, Xian-Ling Mao, Wei Wei, Xiaoyan Gao, and Heyan Huang. 2020. **Pone: A novel automatic evaluation metric for open-domain generative dialogue systems**. *ACM Trans. Inf. Syst.*, 39(1).
- Jiwei Li, Michel Galley, Chris Brockett, Jianfeng Gao, and Bill Dolan. 2016. **A diversity-promoting objective function for neural conversation models**. In *Proceedings of the 2016 Conference of the North American Chapter of the Association for Computational Linguistics: Human Language Technologies*, pages 110–119, San Diego, California. Association for Computational Linguistics.
- Yanran Li, Hui Su, Xiaoyu Shen, Wenjie Li, Ziqiang Cao, and Shuzi Niu. 2017. **DailyDialog: A manually labelled multi-turn dialogue dataset**. In *Proceedings of the Eighth International Joint Conference on Natural Language Processing (Volume 1: Long Papers)*, pages 986–995, Taipei, Taiwan. Asian Federation of Natural Language Processing.
- Zekang Li, Jinchao Zhang, Zhengcong Fei, Yang Feng, and Jie Zhou. 2021. Conversations are not flat: Modeling the intrinsic information flow between dialogue utterances. In *Proceedings of the 59th Annual Meeting of the Association for Computational Linguistics*.
- Chin-Yew Lin. 2004. **ROUGE: A package for automatic evaluation of summaries**. In *Text Summarization Branches Out*, pages 74–81, Barcelona, Spain. Association for Computational Linguistics.
- Chia-Wei Liu, Ryan Lowe, Iulian Serban, Mike Noseworthy, Laurent Charlin, and Joelle Pineau. 2016a. **How NOT to evaluate your dialogue system: An empirical study of unsupervised evaluation metrics for dialogue response generation**. In *Proceedings of the 2016 Conference on Empirical Methods in Natural Language Processing*, pages 2122–2132, Austin, Texas. Association for Computational Linguistics.
- Chia-Wei Liu, Ryan Lowe, Iulian V Serban, Michael Noseworthy, Laurent Charlin, and Joelle Pineau. 2016b. **How not to evaluate your dialogue system: An empirical study of unsupervised evaluation metrics for dialogue response generation**. *arXiv preprint arXiv:1603.08023*.
- Ryan Lowe, Michael Noseworthy, Iulian Vlad Serban, Nicolas Angelard-Gontier, Yoshua Bengio, and Joelle Pineau. 2017. **Towards an automatic Turing test: Learning to evaluate dialogue responses**. In *Proceedings of the 55th Annual Meeting of the Association for Computational Linguistics (Volume 1: Long Papers)*, pages 1116–1126, Vancouver, Canada. Association for Computational Linguistics.
- Ryan Lowe, Nissan Pow, Iulian Serban, and Joelle Pineau. 2015. **The Ubuntu dialogue corpus: A large dataset for research in unstructured multi-turn dialogue systems**. In *Proceedings of the 16th Annual Meeting of the Special Interest Group on Discourse and Dialogue*, pages 285–294, Prague, Czech Republic. Association for Computational Linguistics.
- Joel Mackenzie, Rodger Benham, Matthias Petri, Johanne R Trippas, J Shane Culpepper, and Alistair Moffat. 2020. Cc-news-en: A large english news corpus. In *Proceedings of the 29th ACM International Conference on Information & Knowledge Management*, pages 3077–3084.
- Shikib Mehri and Maxine Eskenazi. 2020a. **Unsupervised evaluation of interactive dialog with DialoGPT**. In *Proceedings of the 21th Annual Meeting of the Special Interest Group on Discourse and Dialogue*, pages 225–235, 1st virtual meeting. Association for Computational Linguistics.
- Shikib Mehri and Maxine Eskenazi. 2020b. **USR: An unsupervised and reference free evaluation metric for dialog generation**. In *Proceedings of the 58th Annual Meeting of the Association for Computational Linguistics*, pages 681–707, Online. Association for Computational Linguistics.
- Tomas Mikolov, Kai Chen, Greg Corrado, and Jeffrey Dean. 2013. Efficient estimation of word representations in vector space. *arXiv preprint arXiv:1301.3781*.
- Rostislav Nedelchev, Jens Lehmann, and Ricardo Usbeck. 2020. **Language model transformers as evaluators for open-domain dialogues**. In *Proceedings of the 28th International Conference on Computational Linguistics*, pages 6797–6808, Barcelona, Spain (Online). International Committee on Computational Linguistics.
- Jekaterina Novikova, Ondřej Dušek, Amanda Cercas Curry, and Verena Rieser. 2017. **Why we need new evaluation metrics for NLG**. In *Proceedings of the 2017 Conference on Empirical Methods in Natural Language Processing*, pages 2241–2252, Copenhagen, Denmark. Association for Computational Linguistics.

- Bo Pang, Erik Nijkamp, Wenjuan Han, Linqi Zhou, Yixian Liu, and Kewei Tu. 2020. [Towards holistic and automatic evaluation of open-domain dialogue generation](#). In *Proceedings of the 58th Annual Meeting of the Association for Computational Linguistics*, pages 3619–3629, Online. Association for Computational Linguistics.
- Kishore Papineni, Salim Roukos, Todd Ward, and Weijing Zhu. 2002. [Bleu: a method for automatic evaluation of machine translation](#). In *Proceedings of the 40th Annual Meeting of the Association for Computational Linguistics*, pages 311–318, Philadelphia, Pennsylvania, USA. Association for Computational Linguistics.
- Vitou Phy, Yang Zhao, and Akiko Aizawa. 2020. [Deconstruct to reconstruct a configurable evaluation metric for open-domain dialogue systems](#). In *Proceedings of the 28th International Conference on Computational Linguistics*, pages 4164–4178, Barcelona, Spain (Online). International Committee on Computational Linguistics.
- Alec Radford, Jeffrey Wu, Rewon Child, David Luan, Dario Amodei, and Ilya Sutskever. 2019. Language models are unsupervised multitask learners. *OpenAI blog*, 1(8):9.
- Hannah Rashkin, Eric Michael Smith, Margaret Li, and Y-Lan Boureau. 2019. [Towards empathetic open-domain conversation models: A new benchmark and dataset](#). In *Proceedings of the 57th Annual Meeting of the Association for Computational Linguistics*, pages 5370–5381, Florence, Italy. Association for Computational Linguistics.
- Clément Rebuffel, Thomas Scialom, Laure Soulier, Benjamin Piwowarski, Sylvain Lamprier, Jacopo Staiano, Geoffrey Scuttheeten, and P. Gallinari. 2021. [Data-questeval: A referenceless metric for data to text semantic evaluation](#). *ArXiv*, abs/2104.07555.
- Ehud Reiter. 2018. [A structured review of the validity of BLEU](#). *Computational Linguistics*, 44(3):393–401.
- Alan Ritter, Colin Cherry, and William B. Dolan. 2011. [Data-driven response generation in social media](#). In *Proceedings of the 2011 Conference on Empirical Methods in Natural Language Processing*, pages 583–593, Edinburgh, Scotland, UK. Association for Computational Linguistics.
- Mario Rodríguez-Cantelar, Luis Fernando D’Haro, and Fernando Matía. 2021. [Automatic evaluation of non-task oriented dialog systems by using sentence embeddings projections and their dynamics](#). In *Conversational Dialogue Systems for the Next Decade*, pages 71–84. Springer.
- Ananya B. Sai, Akash Kumar Mohankumar, Sidhartha Arora, and Mitesh M. Khapra. 2020. [Improving dialog evaluation with a multi-reference adversarial dataset and large scale pretraining](#). *Transactions of the Association for Computational Linguistics*, 8:810–827.
- Abigail See, Stephen Roller, Douwe Kiela, and Jason Weston. 2019. [What makes a good conversation? how controllable attributes affect human judgments](#). In *Proceedings of the 2019 Conference of the North American Chapter of the Association for Computational Linguistics: Human Language Technologies, Volume 1 (Long and Short Papers)*, pages 1702–1723, Minneapolis, Minnesota. Association for Computational Linguistics.
- Thibault Sellam, Dipanjan Das, and Ankur Parikh. 2020. [BLEURT: Learning robust metrics for text generation](#). In *Proceedings of the 58th Annual Meeting of the Association for Computational Linguistics*, pages 7881–7892, Online. Association for Computational Linguistics.
- Hiroki Shimanaka, Tomoyuki Kajiwara, and Mamoru Komachi. 2018. [RUSE: Regressor using sentence embeddings for automatic machine translation evaluation](#). In *Proceedings of the Third Conference on Machine Translation: Shared Task Papers*, pages 751–758, Belgium, Brussels. Association for Computational Linguistics.
- Koustuv Sinha, Prasanna Parthasarathi, Jasmine Wang, Ryan Lowe, William L. Hamilton, and Joelle Pineau. 2020. [Learning an unreferenced metric for online dialogue evaluation](#). In *Proceedings of the 58th Annual Meeting of the Association for Computational Linguistics*, pages 2430–2441, Online. Association for Computational Linguistics.
- Elior Sulem, Omri Abend, and Ari Rappoport. 2018. [BLEU is not suitable for the evaluation of text simplification](#). In *Proceedings of the 2018 Conference on Empirical Methods in Natural Language Processing*, pages 738–744, Brussels, Belgium. Association for Computational Linguistics.
- Chongyang Tao, Lili Mou, Dongyan Zhao, and Rui Yan. 2018. [Ruber: An unsupervised method for automatic evaluation of open-domain dialog systems](#). In *Proceedings of the AAAI Conference on Artificial Intelligence*, volume 32.
- Anu Venkatesh, Chandra Khatri, Ashwin Ram, Fengei Guo, Raefer Gabriel, Ashish Nagar, Rohit Prasad, Ming Cheng, Behnam Hedayatnia, Angeliki Metallinou, et al. 2018. [On evaluating and comparing conversational agents](#). *arXiv preprint arXiv:1801.03625*, 4:60–68.
- Marilyn A. Walker, Diane J. Litman, Candace A. Kamm, and Alicia Abella. 1997. [PARADISE: A framework for evaluating spoken dialogue agents](#). In *35th Annual Meeting of the Association for Computational Linguistics and 8th Conference of the European Chapter of the Association for Computational Linguistics*, pages 271–280, Madrid, Spain. Association for Computational Linguistics.

- Alex Wang, Amanpreet Singh, Julian Michael, Felix Hill, Omer Levy, and Samuel Bowman. 2018. [GLUE: A multi-task benchmark and analysis platform for natural language understanding](#). In *Proceedings of the 2018 EMNLP Workshop BlackboxNLP: Analyzing and Interpreting Neural Networks for NLP*, pages 353–355, Brussels, Belgium. Association for Computational Linguistics.
- Tsuta Yuma, Naoki Yoshinaga, and Masashi Toyoda. 2020. [uBLEU: Uncertainty-aware automatic evaluation method for open-domain dialogue systems](#). In *Proceedings of the 58th Annual Meeting of the Association for Computational Linguistics: Student Research Workshop*, pages 199–206, Online. Association for Computational Linguistics.
- Chen Zhang, Luis Fernando D’Haro, Rafael E Banchs, Thomas Friedrichs, and Haizhou Li. 2021. Deep am-fm: Toolkit for automatic dialogue evaluation. In *Conversational Dialogue Systems for the Next Decade*, pages 53–69. Springer.
- Saizheng Zhang, Emily Dinan, Jack Urbanek, Arthur Szlam, Douwe Kiela, and Jason Weston. 2018. [Personalizing dialogue agents: I have a dog, do you have pets too?](#) In *Proceedings of the 56th Annual Meeting of the Association for Computational Linguistics (Volume 1: Long Papers)*, pages 2204–2213, Melbourne, Australia. Association for Computational Linguistics.
- Tianyi Zhang, Varsha Kishore, Felix Wu, Kilian Q Weinberger, and Yoav Artzi. 2019. Bertscore: Evaluating text generation with bert. *arXiv preprint arXiv:1904.09675*.
- Yizhe Zhang, Siqi Sun, Michel Galley, Yen-Chun Chen, Chris Brockett, Xiang Gao, Jianfeng Gao, Jingjing Liu, and Bill Dolan. 2020. Dialogpt: Large-scale generative pre-training for conversational response generation. In *ACL, system demonstration*.
- Tiancheng Zhao, Ran Zhao, and Maxine Eskenazi. 2017a. Learning discourse-level diversity for neural dialog models using conditional variational autoencoders. *arXiv preprint arXiv:1703.10960*.
- Tiancheng Zhao, Ran Zhao, and Maxine Eskenazi. 2017b. [Learning discourse-level diversity for neural dialog models using conditional variational autoencoders](#). In *Proceedings of the 55th Annual Meeting of the Association for Computational Linguistics (Volume 1: Long Papers)*, pages 654–664, Vancouver, Canada. Association for Computational Linguistics.
- Wangchunshu Zhou and Ke Xu. 2020. Learning to compare for better training and evaluation of open domain natural language generation models. In *Proceedings of the AAAI Conference on Artificial Intelligence*, volume 34, pages 9717–9724.
- Yukun Zhu, Ryan Kiros, Rich Zemel, Ruslan Salakhutdinov, Raquel Urtasun, Antonio Torralba, and Sanja