

A Comprehensive Survey and Taxonomy on Image Dehazing Based on Deep Learning

JIE GUI, School of Cyber Science and Engineering, Southeast University and also with Purple Mountain Laboratories, China

XIAOFENG CONG, School of Cyber Science and Engineering, Southeast University, China

YUAN CAO, Ocean University of China, China

WENQI REN, Institute of Information Engineering, Chinese Academy of Sciences, China

JUN ZHANG, Anhui University, China

JING ZHANG, University of Sydney, Austria

JIUXIN CAO, School of Cyber Science and Engineering, Southeast University, China

DACHENG TAO, JD Explore Academy, China and also with the School of Computer Science in the University of Sydney, Austria

With the development of convolutional neural networks, hundreds of deep learning based dehazing methods have been proposed. In this paper, we provide a comprehensive survey on supervised, semi-supervised, and unsupervised dehazing. We first discuss the physical model, datasets, network modules, loss functions, and evaluation metrics that are commonly used. Then, the main contributions of various dehazing algorithms are categorized and summarized. Further, quantitative and qualitative experiments of various baseline methods are carried out. Finally, the unsolved issues and challenges that can inspire the future research are pointed out. A collection of useful dehazing materials is available at <https://github.com/Xiaofeng-life/AwesomeDehazing>.

CCS Concepts: • **Computing methodologies** → **Vision for robotics; Computational photography; Computer vision.**

Additional Key Words and Phrases: image dehazing, supervised, semi-supervised, unsupervised, atmospheric scattering model.

ACM Reference Format:

Jie Gui, Xiaofeng Cong, Yuan Cao, Wenqi Ren, Jun Zhang, Jing Zhang, Jiuxin Cao, and Dacheng Tao. 2022. A Comprehensive Survey and Taxonomy on Image Dehazing Based on Deep Learning. In . ACM, New York, NY, USA, 37 pages. <https://doi.org/XXXXXXX.XXXXXXX>

1 INTRODUCTION

to the absorption by floating particles contained in the environment, the quality of the image captured by the camera will be reduced. The phenomenon of image quality degradation in hazy weather has a negative impact on photography work. The contrast of the image will decrease and the color will shift. Meantime, the texture and edge of objects in the scene will become blurred. As shown in Fig. 1, there is an obvious difference between the pixel histograms of hazy and haze-free images. For vision tasks such as object detection and image segmentation, low-quality inputs can degrade the performance of the well-designed models.

Permission to make digital or hard copies of all or part of this work for personal or classroom use is granted without fee provided that copies are not made or distributed for profit or commercial advantage and that copies bear this notice and the full citation on the first page. Copyrights for components of this work owned by others than ACM must be honored. Abstracting with credit is permitted. To copy otherwise, or republish, to post on servers or to redistribute to lists, requires prior specific permission and/or a fee. Request permissions from permissions@acm.org.

© 2022 Association for Computing Machinery.

Manuscript submitted to ACM

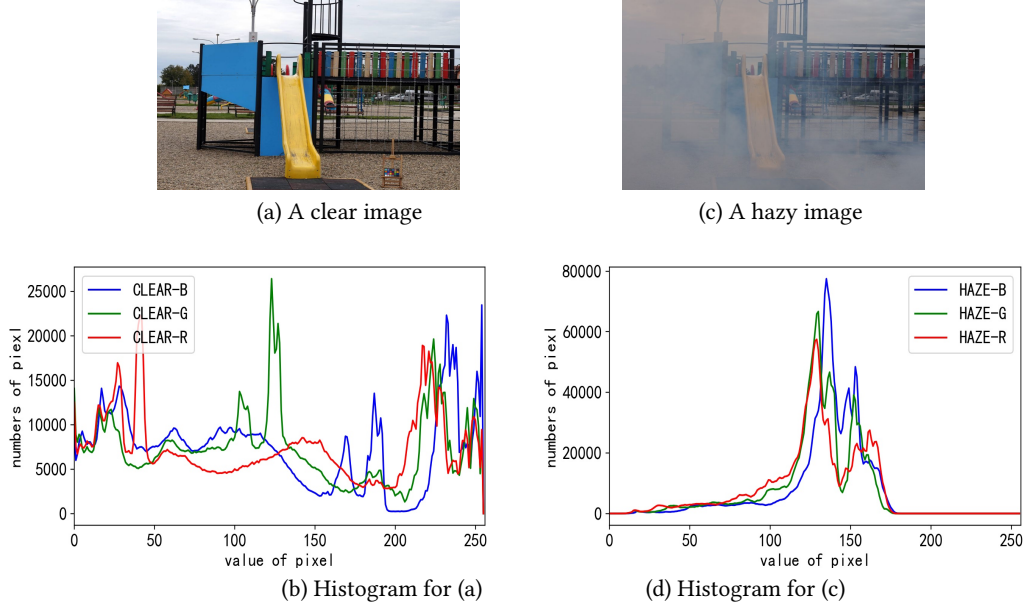


Fig. 1. Pixel histograms corresponding to hazy and clear images.

Therefore, many researchers try to recover high-quality clear scenes from hazy images. Before deep learning was widely used in computer vision tasks, image dehazing algorithms had mainly relied on various prior assumptions [50] and atmospheric scattering model (ASM) [89]. The processing flow of these statistical rule based methods has good interpretability. However, they may exhibit shortcomings when faced with complex real-world scenarios. For example, the well-known dark channel prior [50] (DCP, best paper of CVPR 2009) cannot handle regions containing sky well.

Inspired by deep learning, [12, 106, 108] combine ASM and convolutional neural network (CNN) to estimate physical parameters. Quantitative and qualitative experimental results show that deep learning can help the prediction of physical parameters in a supervised way.

Following this, [80, 86, 104, 176, 184] have demonstrated that end-to-end supervised dehazing networks can be implemented independently of the ASM. Thanks to the powerful feature extraction capability of CNN, these non-ASM-based dehazing algorithms can achieve similar accuracy as ASM-based algorithms.

ASM-based and non-ASM-based supervised algorithms have shown impressive performance. However, they often require synthetic paired images that are inconsistent with real-world hazy images. Therefore, recent research focus on methods that are more suitable to the real world dehazing task. [23, 43, 67] explore unsupervised algorithms that do not require synthetic data while other studies [1, 20, 74, 166] propose semi-supervised algorithms that exploit both synthetic paired data and real-world unpaired data.

With the efforts of researchers, hundreds of dehazing methods have been proposed. To inspire and guide the future research, a comprehensive survey is urgently needed. Some papers have attempted to partially review the recent development of the dehazing research. For example, [79, 124, 146] gives a summary of the non-deep learning dehazing methods, including depth estimation, wavelet, enhancement, filtering, but lacks of research on recent CNN-based methods. Parihar et al. [101] provides a survey about supervised dehazing models, but it does not pay enough attention

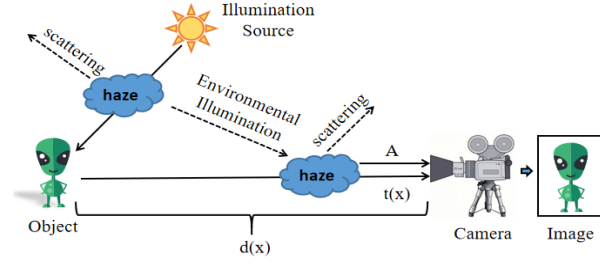


Fig. 2. Atmospheric Scattering Model (ASM), same as [12].

to the latest explorations of semi-supervised and unsupervised methods. Banerjee et al. [10] introduce and group the existing nighttime image dehazing methods, however, the methods of daytime are rarely analyzed. Gui et al. [44] classifies and analyzes supervised and unsupervised algorithms, but does not summarize the various recently proposed semi-supervised methods. Unlike existing reviews, we give a comprehensive survey on the supervised, semi-supervised and unsupervised daytime dehazing models based on deep learning.

In the algorithm analysis section of this review, there are two factors to be considered. First, how can we train the desired model? Based on this, the algorithms are divided into three types: supervised, semi-supervised and unsupervised. Second, the expected models demonstrate which techniques are beneficial for dehazing task, thereby inspiring future work to build on them. Based on this, supervised, semi-supervised, and unsupervised methods are classified into 18, 3, 4 categories, respectively. Existing dehazing algorithms are shown in Table 1, categorized according to their main contributions. To demonstrate the results that the existing dehazing algorithms have achieved, Section 6 conducts quantitative and qualitative studies on the performance of supervised, semi-supervised and unsupervised algorithms.

1.1 Scope and Goals of This Survey

This survey does not cover all themes of dehazing research. We focus our attention on deep learning based algorithms that employ monocular daytime images. This means that we will not discuss in detail about non-deep learning dehazing, underwater dehazing [71, 135, 136], video dehazing [109], hyperspectral dehazing [91], nighttime dehazing [161–163], binocular dehazing [99], etc. Therefore, when we refer to “dehazing” in this paper, we usually mean deep learning based algorithms whose input data satisfies four conditions: single frame image, daytime, monocular, on the ground. Since diverse dehazing methods are under different conditions and purposes, this survey does not give a comparison of the experimental results of various algorithms. In summary, there are three contributions to this survey as follows.

- Commonly used physical models, datasets, network modules, loss functions and evaluation metrics are summarized.
- A classification and introduction of supervised, semi-supervised, and unsupervised methods is presented.
- According to the existing achievements and unsolved problems, the future research directions are prospected.

1.2 A Guide for Reading This Survey

Section 2 introduces physical model ASM, synthetic & generated & real-world datasets, loss functions, basic modules commonly used in dehazing networks and evaluation metrics for various algorithms. Section 3 provides a comprehensive discussion of supervised dehazing algorithms. A review of semi-supervised and unsupervised dehazing methods is

Table 1. A taxonomy of dehazing methods. Red number index represents ASM-based methods, and black number index represents non-ASM-based methods.

Category	Key Idea	Methods
Supervised	Learning of $t(x)$	DehazeNet [12], ABC-Net [129], MSCNN [106], MSCNN-HE [108], SID-JMP [57], LATPN [84]
	Joint learning of $t(x)$ and A	DCPDN [158], DSIEN [47], LDPID [87], PMHLD [18], HRGAN [100]
	Non-explicitly embedded ASM	AOD-Net [68], FAMED-Net [165], DehazeGAN [186], PFDN [30], SI-DehazeGAN [185]
	Generative adversarial network	EPDN [105], PGC-UNet [181], RI-GAN [36], DHGAN [121], SA-CGAN [116]
	Level-aware	LAP-Net [78], HardGAN [25]
	Multi-function fusion	DMMFD [26]
	Transformation and decomposition of input	GFN [107], MSRL-DehazeNet [152], DPDP-Net [148], DIDH [119]
	Knowledge distillation	KDDN [53], KTDN [142], SRKTDN [16], DALF [38]
	Transformation of colorspace	AIP-Net [128], MSRA-Net [117], TheiaNet [90], RYF-Net [35]
	Contrastive learning	AECR-Net [143]
	Non-deterministic output	pWAE [63], DehazeFlow [72]
	Retinex model	RDN [75]
	Residual learning	GCA-Net [13], DRL [32], SID-HL [144], POGAN [33]
	Frequency domain	Wavelet U-net [150], MsGWN [29], EMRA-Net [131], TDN [81], DW-GAN [39]
	Joint dehazing and depth estimation	SDDE [64], S2DNet [49], DDRL [48], DeAID [149], TSDCN-Net [22]
	Detection and segmentation with dehazing	LEAAL [77], SDNet [172], UDnD [180]
Semi-supervised	End-to-end CNN	FFA-Net [104], GridDehazeNet [86], SAN [80], HFF [176], 4kDehazing [184]
	Pretrain backbone and fine-tune	PSD [20], SSDT [166]
	Disentangled and reconstruction	DCNet [21], FSR [88], CCDM [174]
	Two-branches training	DAID [114], SSID [74], SSIDN [1]
Unsupervised	Unsupervised domain translation	Cycle-Dehaze [37], CDNet [34], E-CycleGAN [85], USID [55], DCA-CycleGAN [94], DHL [23]
	Learning without haze-free images	Deep-DCP [43]
	Unsupervised image decomposition	Double-DIP [41]
	Zero-shot learning	ZID [67], YOLY [66]

in Section 4 and Section 5, respectively. Section 6 presents quantitative and qualitative experimental results for three categories of baseline algorithms. Section 7 discusses the open issues of dehazing research.

An important challenge for a logical and comprehensive review of dehazing research is how to properly classify existing methods. In the classification of Table 1, there are several items that need to be pointed out as follows.

- The DCP is validated on the dehazing task, and the inference process utilizes ASM. Therefore, methods that utilize DCP are considered to be ASM-based.
- This survey treat the knowledge distillation based supervised dehazing network as a supervised algorithm rather than a weakly supervised/semi-supervised algorithm.
- Supervised dehazing methods using total variation loss or GAN loss are still classified as supervised.

Here we give the notational conventions for this survey. Unless otherwise specified, all symbols have the following meanings: $I(x)$ means hazy image; $J(x)$ denotes haze-free image. $t(x)$ stands for transmission map; x in $I(x)$, $J(x)$ and $t(x)$ is pixel location. The subscript “*rec*” denotes reconstructed, such as $I_{rec}(x)$ is the reconstructed hazy image. The subscript “*pred*” refers to the prediction output. According to [41], atmospheric light may be regarded as a constant A

or a non-uniform matrix $A(x)$. In this survey, atmospheric light is uniformly denoted as A . In addition, many papers give the proposed algorithm an abbreviated name, such as GFN [107] (gated fusion network for single image dehazing). For readability, this survey uses abbreviations as references to these papers. A small amount of papers does not give the abbreviation of the algorithm and we extract the corresponding abbreviation according to the title of the corresponding paper.

2 RELATED WORK

The commonalities of dehazing algorithms are mainly reflected in four aspects. First, the modeling of the network relies on physical model ASM or is completely based on neural networks. Second, whether the dataset used for training the network needs to contain transmission map, atmospheric light value, or paired supervision information. Third, what kind of basic module is the network based on. Fourth, what loss function is used in the training process. Based on these four factors, the researchers designed a variety of effective dehazing algorithms. Thus, this section introduces ASM, datasets, loss functions, and network architecture modules. In addition, how to evaluate the dehazing results is also discussed in this section.

2.1 Modeling of the Dehazing Process

Haze is a natural phenomenon that can be approximately explained by ASM. McCartney [89] first proposed the basic ASM to describe the principles of haze formation. Then, Narasimhan [97] and Nayar [98] extended and developed the ASM that is currently widely used. The ASM provides a reliable theoretical basis for the research of image dehazing. Its formula is

$$I(x) = J(x)t(x) + A(1 - t(x)), \quad (1)$$

where x is the coordinate value and A means the global atmospheric light. In different papers, A may be referred to as airlight or ambient light. For ease of understanding, A is noted as atmospheric light in this survey. For the dehazing methods based on ASM, A is usually unknown. $I(x)$ stands for the hazy image and $J(x)$ denotes the clear scene. For most dehazing models, $I(x)$ is the input and $J(x)$ is the desired output. The $t(x)$ means the medium transmission map which is defined as

$$t(x) = e^{-\beta d(x)}, \quad (2)$$

where β and $d(x)$ stands for the atmosphere scattering parameter and the depth of $I(x)$, respectively. Thus, the $t(x)$ is determined by $d(x)$, which can be used for the synthesis of hazy image. If the $t(x)$ and A can be estimated, the haze-free image $J(x)$ can be obtained by the following formula:

$$J(x) = \frac{I(x) - A(1 - t(x))}{t(x)}. \quad (3)$$

The imaging principle of ASM is shown in Fig. 2. It can be seen that the light reaching the camera from the object is changed by the particles in the air. Some works use ASM to describe the formation process of haze, and the parameters included in the atmospheric scattering model are solved in an explicit or implicit way. As shown in Table 1, ASM has a profound impact on dehazing research, including supervised [12, 68, 106, 158], semi-supervised [20, 74, 88], and unsupervised algorithms [43, 66].

Table 2. Datasets for image dehazing task. Syn stands for synthetic hazy images. HG denotes the hazy images generated from haze generator. Real means real world scenes. S&R denotes Syn&Real. I and O denotes indoor and outdoor, respectively.

Dataset	type	Nums	I/O
D-HAZY [2]	Syn	1400+	I
HazeRD [179]	Syn	15	O
I-HAZE [3]	HG	35	I
O-HAZE [7]	HG	45	O
RESIDE [69]	S&R	10000+	I&O
Dense-Haze [5]	HG	33	O
NH-HAZE [6]	HG	55	O
MRFD [85]	Real	200	O
BeDDE [182]	Real	200+	O
4KID [184]	Syn	10000	O




Fig. 3. A clear image and corresponding depth map in NYU-Depth dataset.

2.2 Datasets for Dehazing Task

For vision tasks such as object detection, image segmentation, and image classification, accurate ground-truth labels can be obtained with careful annotation. However, sharp, accurate, pixel-by-pixel labels (haze-free images) for hazy images in natural scenes are almost impossible to obtain. Currently, there are mainly two approaches for obtaining paired hazy and haze-free images. The first way is to obtain synthetic data with the help of ASM, such as the D-HAZY [2], HazeRD [179] and RESIDE [69]. By selecting different parameters for ASM, researchers can easily obtain hazy images with different concentration levels. Four components are needed to synthesize a hazy image: a clear image, a depth map $d(x)$ corresponding to the content of the clear image, atmospheric light A and atmosphere scattering parameter β . Thus, we can divide the synthetic dataset into two stages. In the first stage, clear images and corresponding depth maps are needed to be collected in pairs. In order to ensure that the synthesized haze is as close as possible to the real world haze, the depth information must be sufficiently accurate. Fig. 3 shows the clear image and corresponding depth map in the NYU-Depth dataset [120]. In the second stage, atmospheric light A and atmosphere scattering parameter β are designated as fixed values or randomly selected. The commonly used D-HAZY [2] dataset is synthesized when both A and β are 1. Several researches choose different A and β in order to improve the generalization ability of the trained model. For example, MSCNN [106] sets $A \in (0.7, 1.0)$ and $\beta \in (0.5, 1.5)$. Fig. 4 shows the corresponding hazy image when β takes 6 different values.

The second way is to generate the hazy image by professional haze generator, such as I-HAZE [3], O-HAZE [7], Dense-Haze [5] and NH-HAZE [6]. The well-known competition New Trends in Image Restoration and Enhance (NTIRE 2018-2020) dehazing challenge [4, 8, 9] are based on these generated datasets. Fig. 5 shows four pairs of hazy and




Fig. 4. Synthesized hazy images of different densities by NYU-Depth.



Fig. 5. Examples from I-HAZE, O-HAZE, Dense-Haze and NH-HAZE.

haze-free examples contained in the datasets simulated by the haze generator. The images in Fig. 5 (a) are from indoor scenes, while (b), (c) and (d) are all pictured at outdoor views. There are differences in the pattern of haze in these three outdoor datasets. The haze in (b) and (c) is evenly distributed throughout the entire image, while the haze in (d) is non-homogeneous in the whole scenes. In addition, the density of haze in (c) is significantly higher than that in (b) and (d). These datasets with different characteristics have important guiding significance for the design of dehazing algorithms. For example, in order to remove the high concentration of haze in Dense-Haze, it is necessary to design models with stronger feature extraction and recovery capabilities.

The main advantage of synthetic and generated haze is that it alleviates the difficulty during data acquisition. However, the hazy images synthesized based on ASM or generated by haze generator cannot perfectly simulate the formation process of real-world haze. Therefore, there is an inherent difference between the synthetic and real-world data. Several researches have noticed the problems of artificial data and have tried to construct real-world datasets, such as MRFID [85] and BeDDE [182]. However, due to the high costs and difficulties of data collection, the current real-world datasets do not contain enough examples as the synthetic dataset, like RESIDE [69]. To facilitate the comparison of different datasets, we summarize the characteristics of various datasets and show them in Table 2.

2.3 Network Block

CNNs are widely used in current deep learning based dehazing networks. Commonly adopted modules are standard convolution, dilated convolution, multi-scale fusion, feature pyramid, cross-layer connection and attention. Usually, multiple basic blocks are formed into a high-quality dehazing network. In order to facilitate the understanding of the principles of different dehazing algorithms, the basic blocks commonly used in network architectures are summarized as follows.

- Standard convolution: It is shown that using standard convolution in a sequential connection way to build neural networks is effective. Therefore, standard convolution are often used in dehazing models [68, 106, 116, 178] together with other blocks.
- Dilated convolution: Dilated convolution can increase the receptive field while keeping the size of the convolution kernel unchanged. Studies [13, 65, 147, 168, 170] have shown that dilated convolution can improve the performance of global feature extraction. Moreover, fusing convolution layers with different dilation rates can extract features with different receptive fields.
- Multi-scale fusion: CNNs with multi-scale convolution kernels have been proven to extract features efficiently in a variety of visual tasks [126]. By using convolution kernels of different scales and fusing the extracted feature together, dehazing methods [36, 127–129] have demonstrated that the fusion strategy can obtain the multi-scale details during the image restoration. In the process of feature fusion, a common way is to spatially concatenate or add output features obtained by convolution kernels of different sizes.
- Feature pyramid: In the research of digital image processing, the image pyramid can be used to obtain information of different resolutions. The dehazing network based on deep learning [15, 123, 154, 158, 159, 178, 181] uses this strategy in the middle layer of the network to extract multiple scales of space and channel information.
- Cross-layer connection: In order to enhance the information exchange between different layers and improve the feature extraction ability of the network, cross-layer connections are often used in CNNs. There are mainly three types of cross-layer connections used in dehazing networks, which are residual connection [19, 53, 80, 105, 180] proposed by ResNet [51], dense connection [14, 31, 46, 70, 172, 186] designed by DenseNet [54], and skip connection [36, 65, 149, 181] inspired by U-Net [110].
- Attention in dehazing: The attention mechanism has been successfully applied in the research of natural language processing. Commonly used attention blocks in computer vision include channel attention and spatial attention. For the feature extraction and reconstruction process of 2D image, channel attention can weight the different channels of the feature map. This unequal feature map processing strategy allows the model to focus more on effective feature information. The spatial attention mechanism focuses on the differences in the internal location regions of the feature map, such as the distribution of haze on the entire map. By embedding the attention module in the network, methods [19, 29, 65, 80, 86, 92, 104, 131, 147, 147, 154, 155, 178] have achieved excellent dehazing performances.

2.4 Loss Function

This section introduces the commonly adopted loss functions of supervised, semi-supervised and unsupervised dehazing models, which can be used for transmission map estimation, clear image prediction, hazy image reconstruction, atmospheric light regression, etc. Several algorithms use multiple losses in combination to obtain a better dehazing

effect. A detailed classification and summary of the loss functions used by different dehazing methods is presented in Table 3. In the loss function introduced below, X and Y denote the predicted value and ground truth value, respectively.

2.4.1 Fidelity Loss. The widely used pixel-wise loss functions for dehazing research are L1 loss and L2 loss, which are defined as follows:

$$L1 = \|X - Y\|_1. \quad (4)$$

$$L2 = \|X - Y\|_2. \quad (5)$$

2.4.2 Perceptual Loss. The special attributes of the human visual system in the process of perceptual evaluation is not fully considered by L1 or L2 loss. Recent researches use pre-trained classification neural networks to calculate the perceptual loss in the feature space. The most commonly used pre-training model is VGG [122], and some of its layers are used to calculate the distance between the predicted image and the reference image.

$$L_{per}(X, Y) = \sum_{i=1}^N \|\psi_i(X) - \psi_i(Y)\|_2, \quad (6)$$

where N represents the number of features to be selected; i means the index of feature map; $\psi(\cdot)$ denotes the pretrained VGG. During the calculation of perceptual loss and network optimization, the parameters of VGG are usually frozen.

2.4.3 Structure Loss. As a metric of the dehazing methods, SSIM [138] is also used as a loss function in the optimization process. Studies have shown that SSIM loss can improve the structural similarity during image restoration. MS-SSIM [139] introduces multi-scale evaluation into SSIM, which is also used as a loss function by the dehazing algorithms.

$$L_{ssim} = 1 - SSIM(X, Y). \quad (7)$$

$$L_{mssim} = 1 - MSSIM(X, Y). \quad (8)$$

2.4.4 Gradient Loss. Gradient loss, also known as edge loss, is used to better restore the contour and edge information of the image. The edge extraction can be realized by Laplacian operator, Canny operator, and so on. For example, SA-CGAN [116] uses the Laplacian of Gaussian with standard deviation σ to perform quadratic differentiation on the two-dimensional image F :

$$L(m, n) = \nabla^2 F(m, n) = \frac{\partial^2 F}{\partial m^2} + \frac{\partial^2 F}{\partial n^2} = -\frac{1}{\pi\sigma^4} \left[1 - \frac{m^2 + n^2}{2\sigma^2} \right] \exp\left(-\frac{m^2 + n^2}{2\sigma^2}\right), \quad (9)$$

where (m, n) means pixel location. Then, regression objective functions such as L1 and L2 are used for the calculation of gradient loss.

2.4.5 Total Variation Loss. Total variation (TV) loss [111] can be used to smooth image and remove noise. The training objective is to minimize the following function:

$$L_{TV} = \|\partial_m X\|_1 + \|\partial_n X\|_1. \quad (10)$$

where m and n represent the horizontal and vertical coordinates, respectively. It can be seen from the formula that TV loss can be added to networks trained in an unsupervised manner.

Table 3. Loss functions for dehazing task

Loss Function	Algorithms
L1	[17, 18, 26, 30, 53, 76, 80, 95, 102, 104, 118, 147, 153, 169, 172, 181]
L2	[19, 28, 47, 56, 68, 96, 100, 117, 127, 148, 154, 171, 173, 175–177, 186]
SSIM	[31, 61, 73, 92, 119, 123, 140, 156, 181]
MS-SSIM	[23, 39, 46, 125, 157]
Perceptual	[14, 19, 25, 31, 37, 53, 70, 86, 100, 105, 119, 121, 123, 130, 176, 185]
TV Loss	[24, 52, 55, 74, 114, 130]
Gradient	[36, 75, 154, 155, 158, 160, 164, 169, 178]

2.5 Image Quality Metrics

Due to the presence of haze, the saturation and contrast of the image are reduced, and color of the image is distorted by the uncertainty mode. To measure the difference between the dehazed image and the ground truth haze-free image, objective metrics are needed to evaluate the results obtained by various dehazing algorithms.

Most papers use Peak Signal-to-Noise Ratio (PSNR) [58] and Structural Similarity (SSIM) [138] to evaluate the image quality after dehazing. The computation of PSNR needs to use the formula (11) to obtain the mean square error (MSE):

$$MSE = \frac{1}{H \times W} \sum_{i=1}^H \sum_{j=1}^W (X(i, j) - Y(i, j))^2, \quad (11)$$

where X and Y respectively represent two images to be evaluated. H and W are their height and width, that is, the dimensionalities of X and Y should be strictly the same. The pixel position index of the image is represented by i and j . Then, the PSNR can be obtained by logarithmic calculation as following:

$$PSNR = 10 \log_{10} \left[\frac{(2^N - 1)^2}{MSE} \right], \quad (12)$$

where N equals 8 for 8-bit pixel. SSIM is based on the correlation between human visual perception and structural information, and its formula is as following:

$$SSIM(X, Y) = \frac{2\mu_x\mu_y + C_1}{\mu_x^2 + \mu_y^2 + C_1} \frac{2\sigma_{xy} + C_2}{\sigma_x^2 + \sigma_y^2 + C_2}, \quad (13)$$

where μ_x , μ_y , σ_x and σ_y represent the mean and variance of X and Y , respectively; σ_{xy} is the covariance between two variables; C_1 and C_2 are constants used to ensure numerical stability.

Since haze can cause the color of scenes and objects to change, some works use CIEDE2000 [115] as an assessment of the degree of color shift. PSNR, SSIM and CIEDE belong to all-reference evaluation metrics, which means that a clear image corresponding to a hazy image must be used as a reference. Real-world pairs of hazy and haze-free images are difficult to keep exactly the same in content. For example, the lighting and objects in the scene may change before and after the haze appears. Therefore, in order to maintain the accuracy of the evaluation process, it is necessary to synthesize the corresponding hazy image with a clear image [93].

In addition to the all-reference metric PSNR, SSIM and CIEDE, the recent work [69, 77] utilizes the no-reference metrics SSEQ [82] and BLINDS-II [112] to evaluate dehazed images without ground truth. No-reference metric is of crucial value for real-world dehazing evaluation.

3 SUPERVISED DEHAZING

Supervised dehazing models usually require different types of supervision information to guide the training process, such as transmission map, atmospheric light, haze-free image label, etc. Theoretically, supervised dehazing methods can be divided into ASM-based and non-ASM-based ones. However, there may be overlaps in this way, since both ASM-based and non-ASM-based algorithms can combine with segmentation, detection, and depth estimation. Therefore, this section categorizes supervised algorithms according to their main contributions, so that the skills that prove valuable for dehazing research are clearly observed.

3.1 Learning of $t(x)$

According to the ASM, the dehazing process can be divided into three parts: transmission map estimation, atmospheric light prediction, and haze-free image acquisition. MSCNN [106] proposes the following three steps for solving ASM: (1) use CNN to estimate the transmission map $t(x)$, (2) adopt statistical rules to predict atmospheric light A , and (3) solve $J(x)$ by $t(x)$ and A jointly. MSCNN adopts a multi-scale convolutional model for transmission map estimation and optimizes it with L2 loss. In addition, it points out that A can be obtained by selecting 0.1% darkest pixels in $t(x)$ corresponding the one with the highest intensity in $I(x)$ [50]. Thus the clear image $J(x)$ can be obtained by

$$J(x) = \frac{I(x) - A}{\max\{0.1, t(x)\}} + A. \quad (14)$$

Different papers may use different statistical experience to estimate A , but the strategies they use for dehazing are consistent with MSCNN. ABC-Net [129] uses the max pooling operation to obtain maximum value from each channel of $I(x)$. SID-JPM [57] filters each channel of a RGB input image by a minimum filter kernel. Then the maximum value of each channel is used as the estimated A . LAPTNet [84] also applies the minimum filter with the maximum filter for the prediction of A . These methods generally do not require atmospheric light annotations, but need paired of hazy images and transmission maps.

3.2 Joint Learning of $t(x)$ and A

Instead of using convolutional networks and prior statistics jointly for physical parameter estimation, some works implement the prediction of physical parameters entirely through CNN. DCPDN [158] estimates the transmission map through a pyramid densely connected encoder-decoder network, and uses a symmetric U-Net to predict the atmospheric light A . In order to improve the edge accuracy of the transmission map, DCPDN has designed a hybrid edge-preserving loss, which includes L2 loss, two-directional gradient loss, and feature edge loss.

DHD-Net [145] designs a segmentation-based haze density estimation algorithm, which can segment dense haze areas and divide the global atmosphere light A candidate areas. HRGAN [100] utilizes a multi-scale fused dilated convolutional network to predict $t(x)$, and employs a single-layer convolutional model to estimate A . PMHLD [18] uses patch map generator and refine network for transmission map estimation, and utilizes VGG-16 for atmospheric light estimation. It is worth noting that if using regression training to obtain A , the ground truth labels are generally required.

3.3 Non-explicitly Embedded ASM

ASM can be incorporated into CNN in a reformulated or embedded way. AOD-Net [68] finds that the end-to-end neural network can still be used to solve the ASM without directly using ground truth $t(x)$ and A . According to the

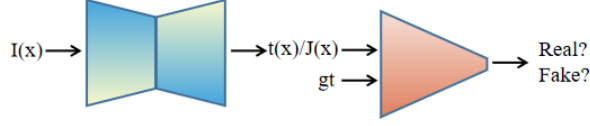


Fig. 6. Generative adversarial network for dehazing, where gt means ground truth.

original ASM, the expression of $J(x)$ is

$$J(x) = \frac{1}{t(x)} I(x) - A \frac{1}{t(x)} + A. \quad (15)$$

AOD-Net proposes $K(x)$, which has no actual physical meaning, as an intermediate parameter describing $t(x)$ and A . $K(x)$ is defined as

$$K(x) = \frac{\frac{1}{t(x)} (I(x) - A) + (A - b)}{I(x) - 1}, \quad (16)$$

where b equals 1. According to the ASM theory, $J(x)$ can be uniquely determined by $K(x)$ as

$$J(x) = K(x)I(x) - K(x) + 1. \quad (17)$$

AOD-Net considers that the non-joint transmission map and atmospheric light prediction process may produce accumulated errors. Therefore, independent estimation of $K(x)$ can theoretically reduce the systematic error value. FAMED-Net [165] extends this formulation in a multi-scale framework and utilizes fully point-wise convolutions to achieve fast and accurate dehazing performances. DehazeGAN [186] incorporates the idea of differentiable programming into the estimation process of A and $t(x)$. Combined with a reformulated ASM, DehazeGAN also implements an end-to-end dehazing pipeline. PFDN [30] embeds ASM in the network design and proposes a feature dehazing unit, which removes haze in a well-designed feature space rather in the raw image space. It is instructive that ASM can still help the dehazing task under non-explicit parameter estimation.

3.4 Generative Adversarial Networks

Generative adversarial networks have an important impact on dehazing research. In general, supervised dehazing networks that rely on paired data can use adversarial loss as an auxiliary training task. Adversarial loss [45] can be seen as two parts: the training objective of the generator is to generate images that the discriminator considers to be real. The optimization purpose of the discriminator is to distinguish the generated image from the real image contained in the dataset as much as possible. For dehazing task, the effect of the adversarial loss is to make the generated image closer to the real one, which is beneficial for the optimization of the haze-free $J(x)$ and transmission map $t(x)$ [160], as shown in Fig. 6.

Inspired by patchGAN [59], which can better preserve high-frequency information, DH-GAN [121], RI-GAN [36] and DehazingGAN [170] use $N \times N$ patches instead of a single value as the output of the discriminator. Several works explore joint training mechanisms of multiple discriminators, such as EPDN [105] and PGC-UNet [181]. Discriminator D_1 is used to guide the generator on a fine scale, while discriminator D_2 helps the generator to produce a global realistic output on a coarse scale. In order to realize the joint training of the two discriminators, EPDN downsamples the input

data of D_1 by a factor of 2 as the input of D_2 . The adversarial loss is

$$L_{adv} = \min_G [\max_{D_1, D_2} \sum_{k=1,2} \ell_A(G, D_k)], \quad (18)$$

where the form of adversarial loss ℓ_A is the same as the single GAN. The exploration of GAN brought plug-and-play tools to supervised algorithms. Since the training of the discriminator can be done in an unsupervised manner, the quality of the dehazed images can be improved without increasing the labeled data. However, the training of GAN sometimes suffers from instability and non-convergence, which may bring certain additional difficulties to the training of the dehazing network.

3.5 Level-aware

According to scattering theory, the farther the scene is from the camera, the more aerosol particles pass through. This means that areas within a single hazy image that are farther from the camera have higher concentrations of haze. Therefore, LAP-Net [78] proposes that the algorithm should consider the difference in haze density inside the image. Through multi-stage joint training, LAP-Net implements an easy-to-hard model that focuses on a specific haze concentration by a stage-wise loss

$$\hat{t}^s(x) = \begin{cases} \mathcal{F}(I(x), \theta^s), & \text{if } s = 1, \\ \mathcal{F}(I(x), \theta^s, \hat{t}^{s-1}(x)), & \text{if } s > 1, \end{cases} \quad (19)$$

where F represents the transmission map prediction network with parameter θ^s in stage s . In the first stage, the transmission map prediction network is responsible for estimating the case with mild haze. In the second and subsequent stages, the prediction result of the previous stage and the hazy image are used as joint input for processing higher haze density.

The density of haze may be related to conditions such as temperature, wind, altitude, and humidity. Thus, the formation of haze should be space-variant and non-homogeneous. Based on this observation, HardGAN [25] proposes that estimating the transmission map for dehazing may be inaccurate. By encoding the atmospheric brightness as $1 \times 1 \times 2$ matrix γ_i^G & β_i^G and pixel-wise spatial information as $H \times W \times 2$ matrix γ_i^L & β_i^L for i -th channel of the input x , HardGAN designs the control function of atmospheric brightness G_i and spatial information L_i as

$$\begin{aligned} G_i &= \gamma_i^G \frac{x - \mu}{\sigma} + \beta_i^G, \\ L_i &= \gamma_i^L \frac{x - \mu}{\sigma} + \beta_i^L, \end{aligned} \quad (20)$$

where μ and σ denote the mean and standard deviation for x , respectively.

3.6 Multi-function Fusion

DMMFD [26] designs a layer separation and fusion model for improving learning ability, including reformulated ASM, multiplication, addition, exponentiation and logarithmic decomposition:

$$\begin{aligned}
 J_0(x) &= \frac{I(x) - A_0 \times (1 - t_0(x))}{t_0(x)}, \\
 J_1(x) &= I(x) \times R_1(x), \\
 J_2(x) &= I(x) + R_2(x), \\
 J_3(x) &= (I(x))^{R_3(x)}, \\
 J_4(x) &= \log(1 + I(x) \times R_4(x)),
 \end{aligned} \tag{21}$$

where $R_i(x)$ stands for layers in the network; A_0 and $t_0(x)$ are the atmospheric light and transmission map estimated by the feature extraction network, respectively. $J_1(x)$, $J_2(x)$, $J_3(x)$, and $J_4(x)$ can be used as four independent haze-layer separation models. It is based on the assumption that the input hazy image $I(x)$ can be separated into a haze-free layer $J(x)$ and another layer $H(x)$, denoted as $I(x) = \phi(J(x), H(x))$. The final dehazing result is obtained by weighted fusion of the intermediate outputs $J_0(x)$, $J_1(x)$, $J_2(x)$, $J_3(x)$ and $J_4(x)$ by five learned attention maps W_0 , W_1 , W_2 , W_3 and W_4 as

$$J_f(x) = W_0 \times J_0(x) + W_1 \times J_1(x) + W_2 \times J_2(x) + W_3 \times J_3(x) + W_4 \times J_4(x). \tag{22}$$

Through ablation studies, DMMFD has demonstrated that the fusion of multiple layers can improve the quality of the scene restoration process.

3.7 Transformation and Decomposition of Input

GFN [107] proposes two observations on the influence of haze. First, under the influence of atmospheric light, the color of a hazy image may be distorted to some extent. Second, due to the existence of scattering and attenuation phenomena, the visibility of objects far away from the camera in the scene will be reduced. Therefore, GFN uses three enhancement strategies to process the original hazy image and use them as inputs to the dehazing network together. The white balanced input $I_{wb}(x)$ is obtained from the gray world assumption. The contrast enhanced input $I_{ce}(x)$ is composed of average luminance value $\tilde{I}(x)$ and the control factor μ , as following:

$$I_{ce}(x) = \mu(I(x) - \tilde{I}(x)), \tag{23}$$

where $\mu = 2 \cdot (0.5 + \tilde{I}(x))$. By using the the nonlinear gamma correction, the $I_{gc}(x)$ used to enhance the visibility of the $I(x)$ can be obtained by

$$I_{gc}(x) = \alpha I(x)^\gamma, \tag{24}$$

where $\alpha = 1$, and $\gamma = 2.5$. The final dehazing image $J(x)$ is determined by the combination of three inputs, where C_{wb} , C_{ce} and C_{gc} are confidences map for fusion process:

$$J(x) = C_{wb} \circ I_{wb}(x) + C_{ce} \circ I_{ce}(x) + C_{gc} \circ I_{gc}(x). \tag{25}$$

MSRL-DehazeNet [152] decomposes the hazy image into low frequency and high frequency as the base component $I_{base}(x)$ and the detail component $I_{detail}(x)$, respectively. The basic component can be thought as the main content of the image, while the high frequency component denotes the edge and texture. Therefore, the dehazed image can be obtained by the dehazing function $D(\cdot)$ of the basic component and the enhancement function $E(\cdot)$ of the detail

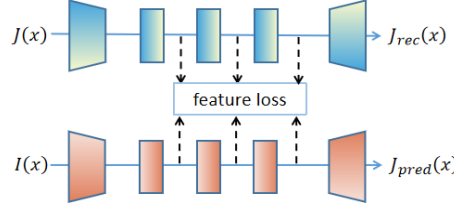


Fig. 7. A general knowledge distillation strategy used in KDDN, KTDN, SRKTDN, etc.

component. The whole process can be represented by a linear model as following:

$$\begin{aligned} I(x) &= I_{base}(x) + I_{detail}(x), \\ J(x) &= D(I_{base}(x)) + E(I_{detail}(x)). \end{aligned} \quad (26)$$

DIDH [119] decomposes both the input hazy image $I(x)$ and the predicted haze-free image $J(x)$ to obtain $(I(x), LF(I(x)))$, $(I(x), HF(I(x)))$, $(J(x), LF(J(x)))$ and $(J(x), HF(J(x)))$, where $LF(\cdot)$ and $HF(\cdot)$ denotes Gaussian and Laplacian filter, respectively. By fusing the decomposed data with the pre-decomposition data as the input of the discriminator, DIDH can improve the quality of the image generated by the adversarial training process. With the help of the discriminators D_{LF} and D_{HF} , the dehazing network can be optimized in an adversarial way.

Compared with conventional data augmentation, such as rotation, horizontal or vertical mirror symmetry, and random cropping, the transformation and decomposition of the input is a more efficient strategy for the usage of hazy images.

3.8 Knowledge Distillation

Knowledge distillation provides a strategy to transfer the knowledge learned by the teacher network to the student network, which has been applied in high level vision tasks like object detection and image classification [132]. Recent work [53] presents three challenges for applying knowledge distillation to the dehazing task. First, what kind of teacher task can help the dehazing task. Second, how the teacher network helps the dehazing network during training. Third, which similarity measure between teacher task and student task should be chosen. Fig. 7 shows the knowledge distillation strategy adopted by various dehazing algorithms. Different methods may use different numbers and locations of output features to compute feature loss.

KDDN [53] designs a process-oriented learning mechanism, where teacher network T is an auto-encoder for high-quality haze-free image reconstruction. When training the dehazing network, the teacher network assists in feature learning, and optimizes $L_T = \|J(x) - T(J(x))\|_1$. Therefore, the teacher task and the student task proposed by KDDN are two different tasks. In order to make full use of the feature information learned by the teacher network and help the training of the dehazing network. KDDN uses feature matching loss and haze density aware loss by a linear transformation function g , which are represented by (27) and (28), respectively.

$$L_{rm} = \sum_{(m,n) \in C} |T^m(J(x)) - g(S^n(I(x)))|, \quad (27)$$

$$L_{wrm} = \sum_{(m,n) \in C} \psi \times |T^m(J(x)) - g(S^n(I(x)))|, \quad (28)$$

where T^m represents the m -th layer of the teacher network, and the corresponding S^n represents the n -th layer of the student network; ψ is obtained by the normalization operation. KDDN can be trained without real transmission map, replaced by the residual between hazy and haze-free images.

KTDN [142] is jointly trained using a teacher network and a dehazing network with the same structure. Through feature level loss, the prior knowledge possessed by the teacher network can be transferred to the dehazing network. SRKTDN [16] uses ResNet18 pre-trained on ImageNet (with classification layers removed) as the teacher network, transferring many statistical experiences to the Res2Net101 encoder for dehazing. DALF [38] integrates dual adversarial training into the training process of knowledge distillation to improve the imitation ability of the student network to the teacher network. Applying knowledge distillation to dehazing networks provides a new and efficient way to introduce external prior knowledge.

3.9 Transformation of Colorspace

The input data of the dehazing network are usually three channel color images in RGB mode. By calculating the mean square error of hazy and haze-free images in RGB space and YCrCb space on the Dense-Haze dataset, Bianco et al. [11] propose that haze shows obvious numerical differences in the two spaces. The error values for the red, green and blue channels in RGB space are very close. However, in the YCrCb space, the error value of the luminance channel is significantly larger than that of the blue and red chroma components. AIP-Net [128] performs a similar error comparison of color space transformation on synthetic datasets and obtained the same conclusion as [11]. Quantitative results [11, 128] obtained by training the dehazing network in the YCrCb color space show that RGB space is not the only effective color mode for deep learning based dehazing methods. Furthermore, TheiaNet [90] comprehensively analyzes the performance obtained by training the dehazing model in RGB, YCrCb, HSV and LAB color spaces. Experiments [16, 35, 117, 123] show that converting images from RGB space to other color spaces for model training is an effective scheme.

3.10 Contrastive Learning

In the process of training a non-ASM-based supervised dehazing network, a common way is to use the hazy image as the input of the network and expect to obtain a clear image. In this process, the clear image is used as a positive example to guide the optimization of the network. By designing pairs of positive and negative examples, AECR-Net provides a new perspective for treating hazy and haze-free images. Specifically, the clear image $J(x)$ and the dehazed image $J_{pred}(x)$ are taken as a positive sample pair, while the hazy image $I(x)$ and the dehazed image $J_{pred}(x)$ are taken as a negative sample pair. According to contrastive learning, $J_{pred}(x)$, $J(x)$ and $I(x)$ can be regarded as anchor, positive and negative, respectively. For the pre-trained model $G(\cdot)$, the dehazing loss can be regarded as the sum of the reconstruction loss and the regularization term, as following:

$$\min ||J(x) - \psi(I(x))||_1 + \lambda \sum_{i=1}^N \omega_i \cdot \frac{||G_i(J(x)), G_i(\phi(I(x)))||_1}{||G_i(I(x)), G_i(\phi(I(x)))||_1}, \quad (29)$$

where G_i represents the output feature of the i -th layer of the pre-trained model; λ is the weight ratio between the image reconstruction loss and the regularization term; ω_i is weight factor for feature output; ϕ is the dehazing network. AECR-Net provides a universal contrastive regularization strategy for existing methods without adding extra parameters.

3.11 Non-deterministic Output

Dehazing methods based on deep learning usually set the optimization objective to obtain a single dehazed image. By introducing 2-dimensional latent tensors, pWAE [63] can generate different styles of dehazed images, which extends the general training purpose. pWAE proposes dehazing latent space z_h and style latent space z_s for dehazing, and applies the mean function $\mu(\cdot)$ and variance function $\sigma(\cdot)$ to perform the transformation of the space:

$$z_{h \rightarrow s} = \sigma(z_s) \left(\frac{z_h - \mu(z_h)}{\sigma(z_h)} \right) + \mu(z_s). \quad (30)$$

A natural question is how to adjust the magnitude of the spatial mapping to control the degree of style transformation. pWAE uses linear module $z_h^s = \alpha z_{h \rightarrow s} + (1 - \alpha) z_h$ to adjust the weight between the dehazed image and the style information. By controlling α , different degrees of stylized dehazed images corresponding to the style image can be obtained.

DehazeFlow [72] proposes that the dehazing task itself is ill-posedness, so it is unreliable to learn a model with deterministic one-to-one mapping. With a conditional normalizing flow network, DehazeFlow can compute the conditional distribution of clear images from a given hazy image. Therefore, it can learn a one-to-many mapping and obtain different dehazing results in the inference stage. The non-deterministic output [63, 72] brings interpretable flexibility to the dehazing algorithm. Since the visual evaluation criteria of individual human beings are inherently different, one-to-many dehazing mapping provides more options for photographic work.

3.12 Retinex Model

Non-deep learning based research [40] demonstrates the duality between Retinex and image dehazing. Apart from the already widely used ASM, recent work [75] explores the combination of Retinex model and CNN for dehazing. Retinex theory proposes that the image can be regarded as the element-wise product of the reflectance image R and the illumination map L . Assuming the reflectance R is illumination invariant, the relationship between hazy and haze-free image can be modeled by a retinex-based decomposition model as following:

$$I(x) = J(x) * \frac{L_I}{L_J} = J(x) * L_r, \quad (31)$$

where $*$ means the multiplication in an element-wise way. L_r can be seen as absorbed and scattered light caused by haze, which is determined by the ratio of the hazy image illumination map L_I and natural illumination map L_J .

Compared with ASM, which has been proven to be reliable, Retinex has a more compact physical form and fewer parameters to be estimated, but is not widely combined with CNN for dehazing, yet.

3.13 Residual Learning

Rather than directly learning the mapping from hazy to haze-free image, several methods believe that the residual learning method can reduce the learning difficulty of the network. GCANet [13] uses the residual $\{J(x) - I(x)\}$ between haze-free and hazy images as the optimization objective. DRL [32], SID-HL [144] and POGAN [33] believe that the way of residual learning is related to ASM, and the relationship can be obtained by reformulated ASM:

$$I(x) = J(x) + (A - J(x))(1 - t(x)) = J(x) + r(x). \quad (32)$$

where $r(x) = (A - J(x))(1 - t(x))$ can be interpreted as a structural error term. By predicting nonlinear signal-dependent degradation $r(x)$, a clear image $J(x) = I(x) - r(x)$ can be obtained.

3.14 Frequency Domain

The dehazing methods based on CNN usually use down-sampling and upsampling for feature extraction and clear image reconstruction, and this process less considers the frequency information contained in the image. There are currently two approaches to combine frequency analysis and dehazing networks. The first is to embed the frequency decomposition function into the convolutional network, and the second is to use frequency decomposition as a constraint for loss computation. For a given image, one low-frequency component and three high-frequency components can be obtained by wavelet decomposition. Wavelet U-net [150] uses discrete wavelet transform (DWT) and inverse discrete wavelet transform (IDWT) to facilitate high quality restoration of edge information in a clear image. Through the 1D scaling function $\phi(\cdot)$ and the wavelet function $\psi(\cdot)$, the 2D wavelets low-low (LL), low-high (LH), high-low (HL) and high-high (HH) are calculated as follows

$$\begin{aligned}\Phi_{LL}(m, n) &= \phi(m)\phi(n), \\ \Psi_{LH}(m, n) &= \phi(m)\psi(n), \\ \Psi_{HL}(m, n) &= \psi(m)\phi(n), \\ \Psi_{HH}(m, n) &= \psi(m)\psi(n).\end{aligned}\tag{33}$$

where m and n represent the horizontal and vertical coordinates, respectively. MsGWN [29] uses Gabor wavelet decomposition for feature extraction and reconstruction. By setting different degree values, the feature extraction module of MsGWN can obtain frequency information in different directions. EMRA-Net [131] uses Haar wavelet decomposition as a downsampling operation instead of nearest downsampling and strided-convolution to avoid the loss of image texture details. By embedding wavelet analysis into convolutional network or loss function, recent studies [27, 39, 151] have shown that 2D wavelet transform can improve the recovery of high-frequency information in the wavelet domain. These works successfully apply wavelet theory and neural networks to dehazing tasks.

Besides, TDN [81] introduces the Fast Fourier transform (FFT) loss as a constraint in the frequency domain. With the help of supervised training on amplitude and phase, the visual perceptual quality of images is improved without any additional computation in the inference stage.

3.15 Joint Dehazing and Depth Estimation

The scattering particles in the hazy environment will affect the accuracy of the depth information collected by the LiDAR equipment. S2DNet [49] proves that high-quality depth estimation algorithms can help the dehazing task. According to ASM, it can be known that the transmission map $t(x)$ and the depth map $d(x)$ have a negative exponential relationship $t(x) = e^{-\beta d(x)}$. Based on this physical dependency, SDDE [64] uses four decoders to integrate estimates of atmospheric light, clear image, transmission map, and depth map into an end-to-end training pipeline. In particular, SDDE proposes a depth-transmission consistency loss based on the observation that the standard deviation value (std) of the transmission map and the depth map pair should tend to zero:

$$L = ||std(\ln(t_{pred}(x)/d_{pred}(x)))||_2.\tag{34}$$

where $t_{pred}(x)$ and $d_{pred}(x)$ represent the predicted transmission map and depth map, respectively. Aiming at better dehazing, TSDCN-Net [22] designs a cascaded network for two-stage methods with depth information prediction. Quantitative experimental results [149] show that this joint estimation method can improve the accuracy of dehazing task.

3.16 Segmentation and Detection with Dehazing

Existing experiments [68] show that the existence of image haze may cause various problems in detection algorithms, such as missing targets, inaccurate localizations and unconfident category prediction. Recent work [113] has shown that haze also brings difficulties to semantic scene understanding. As a preprocessing module for high-level vision tasks, the dehazing process is usually separated from high-level vision tasks.

Li et al. [68] jointly optimize the object detection algorithm and AOD-Net, and the result proves that the dehazing algorithm can promote the detection task. LEAAL [77] proposes that fine-tuning the parameters of the object detector during joint training may lead to a detector biased towards the haze-free images generated by the pretrained dehazing network. Different from the fine-tuning operation of Li et al. [68], LEAAL uses object detection as an auxiliary task for dehazing and the parameters of the object detector are not fully updated during the training process.

UDnD [180] takes advantage of each other by jointly training a dehazing network and a dense-aware multi-domain object detector. The object detection network is trained by adopting the classification and localization terms used by Region Proposal Network and Region of Interest. The multi-task training approach used by UDnD can consider the reduced inter-domain gaps and the remained intra-domain gaps for different density levels.

Recent work has explored performing dehazing and high-level vision tasks simultaneously without using ASM. SDNet [172] combines semantic segmentation and dehazing into a unified framework in order to use semantic prior as a constraint for the optimization process. By embedding the predictions of the segmentation map into the dehazing network, SDNet performs a joint optimization of pixel-wise classification loss and regression loss. The classification loss is

$$L_{sem}(s, s^*) = -\frac{1}{P} \sum_i s_i^* \log(s_i), \quad (35)$$

where P is the total number of pixels; s_i is the class prediction at position i ; s^* denotes the ground truth semantic annotation.

[77, 172, 180] show that segmentation and detection can be performed by embedding with dehazing networks. The way of joint dehazing task and high-level vision task may reduce the computational load to a certain extent by sharing the learned features, which can expand the goal of dehazing research.

3.17 End-to-end CNN

The “end-to-end” CNN stands for the non-ASM-based supervised algorithms, which usually consist of well-designed neural networks that take a single hazy image as input and a haze-free image as output. Networks based on different ideas are adopted, which are summarized as follows.

- Attention mechanism: FFA-Net [104], GridDehazeNet [86], SAN [80], HFF [176].
- Encoder-Decoder: CAE [14].
- Based on dense block: 123-CEDH [46].
- U-shaped structure: DSEU [65], MSBDN [28].
- Hierarchical network: DMHN [24].
- Fusion with bilateral grid learning: 4kDehazing [184].

The end-to-end dehazing networks have an important impact on the entire dehazing field, proving that numerous deep learning models are beneficial to the dehazing task.

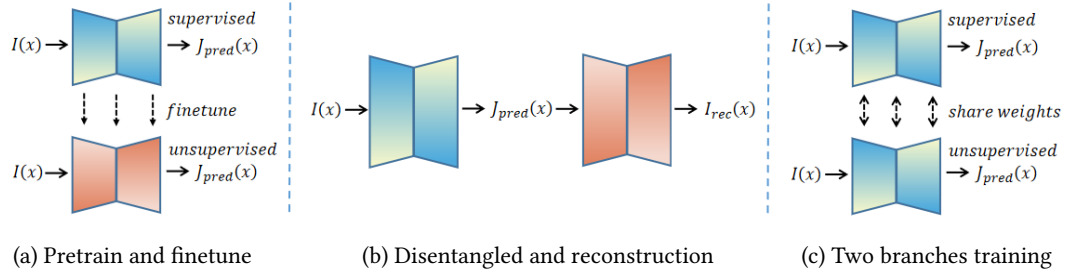


Fig. 8. Semi-supervised dehazing methods.

4 SEMI-SUPERVISED DEHAZING

Compared with the research on supervised methods, semi-supervised dehazing [20, 183] algorithms have received relatively less attention. An important advantage of semi-supervised methods is the ability to utilize both labeled and unlabeled datasets. Therefore, compared to the fully supervised dehazing model, the semi-supervised dehazing model can alleviate the dependence on paired hazy and haze-free images. For dehazing task, labeled datasets are usually synthetic or generated, while unlabeled datasets usually contain real world hazy images. According to the analysis of the dataset in Section 2, there are inherent differences between synthetic data and real world data. Therefore, semi-supervised algorithms usually have the ability to mitigate the gaps between synthetic domain and the real domain.

Fig. 8 shows the principles of various semi-supervised dehazing models, where the network is a schematic diagram.

4.1 Pretrain Backbone and Finetune

PSD [20] proposes a domain adaptation method that can be extended by existing models. It first uses a powerful backbone network for pre-training to obtain a base model suitable for synthetic data. Then the fine-tuning of the real domain in an unsupervised manner is applied to the well-trained network, thereby improving the generalization ability of the model to real world hazy images. To achieve fine-tuning in the real domain, PSD combines DCP loss, Bright Channel Prior (BCP) [137] loss and Contrast Limited Adaptive Histogram Equalization (CLAHE) loss together. BCP loss and CLAHE loss are

$$L_{BCP} = \|t_{BCP}(x) - t_{pred}(x)\|_1, \quad (36)$$

$$L_{CLAHE} = \|I(x) - I_{CLAHE}(x)\|_1, \quad (37)$$

where t_{BCP} represents the transmission map estimated by BCP and t_{pred} is the predicted output of the network. I_{CLAHE} is the hazy image reconstructed by CLAHE and other physical parameters.

During fine-tuning, the model may forget the useful knowledge it learned during the pre-training phase. Therefore, PSD proposes a feature-level constraint, which is achieved by calculating the feature map difference between the fine-tuning network and the pre-trained network. By feeding the synthetic data and real data into the fine-tuning network and the pre-trained network, respectively, four feature maps can be obtained: F_{syn}^{tune} , F_{syn}^{pre} , F_{real}^{tune} , and F_{real}^{pre} . Then, the loss for preventing knowledge forgetting can be calculated as

$$L_{lwf} = \|F_{syn}^{tune} - F_{syn}^{pre}\|_1 + \|F_{real}^{tune} - F_{real}^{pre}\|_1. \quad (38)$$

As shown in Fig. 8(a), supervised pre-training is performed first, and then the dehazing network is fine-tuned in an unsupervised form.

SSDT [166] uses the encoder-decoder network for pre-training in the form of domain translation. After pre-training, two encoders and one decoder are selected to obtain the holistic dehazing network $G(\cdot)$. Then, $G(\cdot)$ is fine-tuned with synthetic hazy images and real-world hazy images.

The two-stage method described above needs to ensure that the pre-training process can meet the accuracy requirements, otherwise it may bring accumulated errors to the fine-tuning process.

4.2 Disentangled and Reconstruction

From the perspective of dual learning, the dehazing task and the haze generation task can be able to assist each other. Based on this assumption, DCNet [21] proposes a dual-task cycle network that jointly utilizes labeled dataset N and unlabeled dataset M by dehazing network $DN(\cdot)$ and haze generation network $HGN(\cdot)$. The total loss is combine by dehazing loss L_{DN} and reconstruction loss L_{HGN} , that is $L_{total} = L_{DN} + L_{HGN}$, as

$$L_{total} = \sum_{i=1}^{M+N} P(I_i(x))L(DN(I_i(x)), J_i(x), \epsilon_1) + \lambda L(HGN(DN(I_i(x))), I_i(x), \epsilon_2), \quad (39)$$

where ϵ_1 and ϵ_2 are regularizing hyper-parameter; $P(I_i(x))$ equals 1 when the $I_i(x)$ comes from the labeled dataset N , and equals 0 otherwise. As shown in Fig. 8 (b), the predicted haze-free image $J_{pred}(x)$ is first obtained by the left network, and then the hazy image $I_{rec}(x)$ is reconstructed by the right network.

Liu et al. [88] use a disentangled image dehazing network (DID-Net) and a disentangled-consistency mean-teacher network (DMT-Net) to combine labeled and unlabeled data. DID-Net is responsible for disentangling the hazy image into a haze-free image, the transmission map, and the global atmospheric light. DMT-Net was used to jointly exploit the labeled synthetic data and unlabeled real world data through disentangled consistency loss. The supervised loss consists of four terms: haze-free image prediction L_J^s , transmission map prediction L_T^s , atmospheric light prediction L_A^s , and hazy image reconstruction L_{rec} :

$$\begin{aligned} L_J^s &= \|G_J - P_J\|_1 + \|G_J - \hat{P}_J\|_1, \\ L_T^s &= \|G_T - P_T\|_1 + \|G_T - \hat{P}_T\|_1, \\ L_A^s &= \|G_A - P_A\|_1 + \|G_A - \hat{P}_A\|_1, \\ L_{rec} &= \|I(x) - P_I\|_1 + \|I(x) - \hat{P}_I\|_1, \end{aligned} \quad (40)$$

where G stands for ground-truth, P is the prediction of the first stage, and \hat{P} is the prediction of the second stage. The supervised loss $L^s(x)$ is the weighted sum of the above four losses, that is $L^s(x) = L_J^s + \alpha_1 L_T^s + \alpha_2 L_A^s + \alpha_3 L_{rec}$. For unlabeled data, consistency loss is used to constrain the teacher network T and the student network S :

$$\begin{aligned} L_J^c &= \|S_J - T_J\|_1 + \|S_{\hat{J}} - T_{\hat{J}}\|_1, \\ L_T^c &= \|S_T - T_T\|_1 + \|S_{\hat{T}} - T_{\hat{T}}\|_1, \\ L_A^c &= \|S_A - T_A\|_1 + \|S_{\hat{A}} - T_{\hat{A}}\|_1, \\ L_{rec}^c &= \|S_I - T_I\|_1 + \|S_{\hat{I}} - T_{\hat{I}}\|_1, \end{aligned} \quad (41)$$

where the subscript \hat{J} , \hat{T} , \hat{A} and \hat{I} denote the results predicted in second stage. Thus, the loss for the unlabeled dataset is $L^c(y) = L_J^c + \alpha_4 L_T^c + \alpha_5 L_A^c + \alpha_6 L_{rec}^c$. The final loss function of the semi-supervised framework consists of a supervised loss on the labeled dataset N and a consistency loss on the unlabeled dataset M , that is $L_{total} = \sum_{x \in N} L^s(x) + \lambda \sum_{y \in M} L^c(y)$.

CCDM [174] designs a color-constrained dehazing model that can be extended to a semi-supervised framework, which is achieved by the reconstruction of hazy images, the smoothing loss of $t(x)$ and A , etc. Experiments [21, 88, 174] show that the reconstruction of hazy images can provide effective supervised information in an unsupervised manner, which is instructive for semi-supervised frameworks.

4.3 Two-branches Training

SSID [74] designs an end-to-end network that integrates a supervised learning branch and an unsupervised learning branch. The training process of SSID uses both the labeled dataset and the unlabeled dataset by following process:

$$J_{pred}(x) = G(I(x)), \quad (42)$$

where $G(\cdot)$ consists of a supervised part $G_s(\cdot)$ and an unsupervised part $G_u(\cdot)$. The supervised loss composed of L2 loss and perceptual loss is used to ensure that the predicted image $J_{pred}(x)$ and its corresponding ground truth image are as close as possible, which is the same as the supervised dehazing algorithm. A combination of total variation loss and dark channel loss is used for unsupervised training. As shown in Fig. 8(c), supervised training and unsupervised training are performed in a shared weight manner.

SSIDN [1] also combines supervised and unsupervised training processes. Supervised training is used to learn the mapping from hazy to haze-free images. With dark channel prior and bright channel prior [137] guiding the training process, the unsupervised branch incorporates the estimation of the transmission map and atmospheric light.

The DAID [114] designed a domain adaptation model by the joint training multi-subnetworks. The $G_{S \rightarrow R}$ and $G_{R \rightarrow S}$ are the image translation modules used for the translation between the synthetic domain and the real domain, where R and S stand for real domain and synthetic domain, respectively. By using an image-level discriminator D_R^{img} and a feature-level discriminator D_R^{feat} , the adversarial loss of the translation process can be calculated. In order to ensure that the content of images are maintained during the translation process, DAID uses cycle consistency loss to constrain the translation network. Furthermore, identity mapping loss is also used in the conversion process to restrict the identity of the image generation process in two domains. The training of the dehazing network G_R is a combination of unsupervised and supervised processes. The supervised process minimizes the L_{rm} loss to make the dehazed image $J_{S \rightarrow R}$ closer to the corresponding haze-free image Y_S :

$$L_{rm} = ||J_{S \rightarrow R} - Y_S||_2^2. \quad (43)$$

Then, the total variation loss and dark channel loss are used as unsupervised losses. For the training of the dehazing network G_S , there is also a combination of supervised loss and unsupervised loss. With the help of domain transformation and unsupervised loss, DAID can effectively reduce the gap between the synthetic domain and the real domain.

As introduced above [1, 74, 114], using supervised branch and unsupervised branch for joint training to build a semi-supervised framework can effectively alleviate the problem of domain shift.

5 UNSUPERVISED DEHAZING

The supervised and semi-supervised dehazing methods have achieved excellent performances on public datasets. However, the training of them may require paired data (hazy images and haze-free images / transmission maps), which are difficult to obtain in the real world. For outdoor scenes containing grass, water or moving objects, it is difficult to guarantee that two images taken under hazy and clear weather have exactly the same content. If the haze-free labels

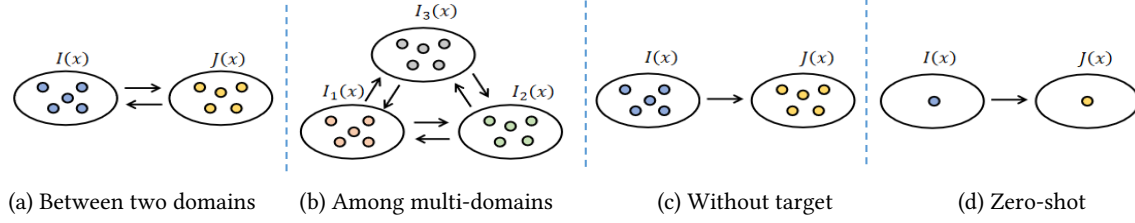


Fig. 9. Schematic diagram of the unsupervised dehazing algorithms.

are not accurate enough, the accuracy of dehazed images will be reduced. Therefore, [34, 37, 85, 141] explore dehazing algorithms in an unsupervised way.

5.1 Unsupervised Domain Transfer

In the study of image style transfer and image-to-image translation, CycleGAN [187] is proposed, which provides a way for learning the bidirectional mapping functions between two domains. Inspired by CycleGAN, [34, 37, 85] are designed for unsupervised transformation of hazy and haze-free / transmission domains. The Cycle-Dehaze [37] contains two generators G and F , which are used to learn the mapping from hazy domain to haze-free domain and the reverse mapping, respectively. As shown in Fig. 9 (a), the hazy and haze-free images are translated to each other by two generators. By sampling x and y from the hazy domain X and the haze-free domain Y , the Cycle-Dehaze uses the perceptual metric (denoted as $\psi(\cdot)$) to obtain the cyclic perceptual consistency loss as following:

$$L_{cyc-p} = \|\psi(x) - \psi(F(G(x)))\|_2^2 + \|\psi(y) - \psi(G(F(y)))\|_2^2. \quad (44)$$

The overall loss function of Cycle-Dehaze is composed of cyclic perceptual consistency loss and Cycle-GAN's loss function, which can alleviate the dependence of the dehazing model on paired data. CDNet [34] also adopts a cycle-consistent adversarial approach for unsupervised dehazing network training. Unlike Cycle-Dehaze, CDNet embeds ASM into the network architecture for estimating transmission map, which enables it to acquire physical parameters while restoring haze-free images. E-CycleGAN [85] adds ASM and a priori statistical law to estimate atmospheric light on the basis of CycleGAN, which allows it to perform independent parameter estimation for sky regions.

USID [55] introduces the concept of haze mask $H(x)$ and constant bias ϵ , which can obtain the reformulated ASM as

$$J(x) = \frac{I(x) - A}{H(x)} + A + \epsilon. \quad (45)$$

By combining with cycle consistent loss, USID also removes the requirement of an explicit paired haze/depth data in an unsupervised multi-task learning manner. In order to decouple content and haze information, USID-DR [83] designs a content encoder and a haze encoder embedded in CycleGAN. This decoupling approach can enhance feature extraction and reconstruction during cycle consistent training. USID-DR proposes that making the output of the encoder conform to the Gaussian distribution by latent regression loss can improve the quality of hazy image synthesis process, thereby improving the overall dehazing performance. DCA-CycleGAN [94] utilizes the dark channel to build the input and generates the attention for handling the nonhomogeneous haze. These CycleGAN-based methods demonstrate that unsupervised hazy and haze-free image domain transformation can achieve the same performance as supervised algorithms from both ASM-based and non-ASM-based perspectives.

For the dehazing task, the concentration of hazy images can be very different. Most supervised, semi-supervised and unsupervised dehazing methods hold the view that hazy images and haze-free images should be treated as two domains, without considering the density among different examples. Recent work [60] proposes that it is a important issue to apply the haze density information to the unsupervised training process, thereby improving the generalization ability of the dehazing model to images with different concentrations of haze. An unsupervised conditional disentangle network, called UCDN [60], is designed by incorporating conditional information into the training process of CycleGAN. Further, DHL-Dehaze [23] analyzes multi-level of hazy images, and proposes that the difference in haze density should be fully utilized in the dehazing procedure. Compared to UCDN which contains four submodules, DHL-Dehaze has only two networks to train. The idea of DHL-Dehaze is based on the research of multi-domain image-to-image translation. As shown in Fig. 9(b), the images $I_1(x)$, $I_2(x)$ and $I_3(x)$ of different densities can be transformed to other domains, where $I_3(x)$ can be explained as the haze-free domain. The training of DHL-Dehaze consists of a adversarial process and a classification process. By sampling $X_{ori} = \{x_{ori}^{(1)}, x_{ori}^{(2)}, \dots, x_{ori}^{(m)}\}$ with corresponding density labels $L_{ori} = \{l_{ori}^{(1)}, l_{ori}^{(2)}, \dots, l_{ori}^{(m)}\}$, the classification loss L_{cls}^{ori} and adversarial loss L_{dis}^{ori} in the source domain can be obtained by (46) and (47):

$$L_{cls}^{ori} = \frac{1}{m} \sum_{i=1}^m -\log D_{cls}(l_{ori}^{(i)} | x_{ori}^{(i)}), \quad (46)$$

$$L_{dis}^{ori} = \frac{1}{m} \sum_{i=1}^m -\log D_{dis}(x_{ori}^{(i)}). \quad (47)$$

In order to generate the images of the target domain, the labels of target domain $L_{tar} = \{l_{tar}^{(1)}, l_{tar}^{(2)}, \dots, l_{tar}^{(m)}\}$ are required. DHL-Dehaze sends X_{ori} and L_{tar} into the multi-scale generator (MST) together, and obtains new images with the same attributes as L_{tar} :

$$X_{tar} = MST(X_{ori}, L_{tar}). \quad (48)$$

Then, the classification loss L_{cls}^{tar} and adversarial loss L_{dis}^{tar} of the target domain image can be obtained by using (49) and (50):

$$L_{cls}^{tar} = \frac{1}{m} \sum_{i=1}^m -\log D_{cls}(l_{tar}^{(i)} | x_{tar}^{(i)}), \quad (49)$$

$$L_{dis}^{tar} = \frac{1}{m} \sum_{i=1}^m \log D_{dis}(x_{tar}^{(i)}). \quad (50)$$

It is worth noting that UCDN and DHL-Dehaze do not use the hazy and haze-free images of the same scene as supervision, but apply the level of haze as the guiding information for the training process.

The convergence of GAN-based domain transformation algorithms is difficult to judge, which may lead to over-enhanced images.

5.2 Learning without Haze-free Images

The training process of CycleGAN-based methods and DHL-Dehaze does not require paired data, which has greatly reduced the difficulty of data collection. Further, Deep-DCP [43] proposes to use only hazy image for training process. The strategy of domain translation dehazing algorithms is to learn the mapping relationship between hazy and haze-free / transmission domains, while the main idea of Deep-DCP is to minimize the DCP [50] energy function. According to statistical assumption, the transmission map can be estimated in an unsupervised way. Based on the estimated transmission map and soft matting, the energy function $E(t_\theta, I(x))$ can be obtained, where θ is the parameters for

tuning. Thus, the goal of training is to minimize the energy function:

$$\theta^* = \arg \min_{\theta} \left[\frac{1}{N} \sum_{i=1}^N E(t_{\theta}(I_i(x)), I_i(x)) \right]. \quad (51)$$

As shown in Fig. 9(c), the network can automatically learn the mapping from hazy to haze-free images without requiring target domain labels.

5.3 Unsupervised Image Decomposition

Double-DIP [41] proposes an unsupervised hierarchical decoupling framework based on the observation that the internal statistics of a mixed layer is more complex than the single layer that composes it. Suppose Z is a linear sum of independent random variables X and Y . From a statistical point of view, the entropy of Z is larger than its independent components, that is, $H(Z) \geq \max \{H(X), H(Y)\}$. Based on this, Double-DIP proposes the loss for image layer decomposition:

$$L = L_{reconst} + \alpha \cdot L_{excl} + \beta \cdot L_{reg}, \quad (52)$$

where $L_{reconst}$ represents the reconstruction loss of the hazy image, L_{excl} is the exclusion loss between the two DIPs, and L_{reg} is the regularization loss used to obtain the continuous and smooth transmission map.

5.4 Zero-Shot Learning for Dehazing

Data-driven unsupervised dehazing methods have achieved impressive performances. Unlike models that require sufficient data to perform network training, ZID [67] proposes a neural network dehazing process that only requires a single example. ZID has further reduced the dependence of the parameter learning process on data by combining the advantages of unsupervised learning and zero-shot learning. Three sub-networks $f_J(\cdot)$ (J-Net), $f_T(\cdot)$ (T-Net) and $f_A(\cdot)$ (A-Net) are used to estimate the $J(x)$, $t(x)$ and A , respectively. By the reconstruction process, the hazy image $I(x)$ can be disentangled by minimizing L_{rec} loss:

$$L_{rec} = \|I_{rec}(x) - I(x)\|_p, \quad (53)$$

where $I_{rec}(x)$ is reconstructed hazy image, and p denotes p -norm. The disentangled atmospheric light $f_A(x)$ and Kullback-Leibler divergence are used to obtain the atmospheric light A as shown in the following formula:

$$L_A = L_H + L_{KL} = \|f_A(x) - A(x)\|_p + KL(N(u_z, \delta_z^2) \| N(0, I)), \quad (54)$$

where L_H is the loss for $f_A(x)$ and initial hint value $A(x)$ is automatically learned from data. It should be noted that $A(x)$ in ZID is not the same as A in ASM; $N(0, I)$ stands for Gaussian distribution; z is learned from input x . The unsupervised channel loss L_J used in J-Net is for the decomposing process of the haze-free image $J(x)$. The purpose of L_{reg} is to enhance the stability of the model and make A and $t(x)$ smooth. The overall loss function of ZID is

$$L = L_{rec} + L_A + L_J + L_{reg}. \quad (55)$$

YOLY [66] uses three joint disentanglement subnetworks for clear image and physical parameter estimation, enabling unsupervised and untrained haze removal. As shown in Fig. 9(d), ZID and YOLY can learn the mapping from hazy to haze-free image using a single unlabeled example.

The limitation of the zero-shot algorithm is that the generalization ability is insufficient, and the network must be retrained for each unseen example to accurately dehaze.

6 EXPERIMENT AND PERFORMANCE ANALYSIS

This section provides quantitative and qualitative analysis of the dehazing performance of the baseline supervised, semi-supervised and unsupervised algorithms. The training examples used in the experiments are the indoor data ITS and outdoor data OTS from RESIDE [69]. In order to accurately compare the dehazed images and the real clear images, the indoor and outdoor images included in the SOTS provided by RESIDE are used as the test set. Aiming at ensuring the fairness and representativeness of the experimental results, 10 representative algorithms are selected for comparison:

- supervised: AOD-Net [68], 4kDehazing [184], DMMFD [26], FFA-Net [104], GCA-Net [13], GridDehazeNet [86], MSBDN [28].
- semi-supervised: SSID [74].
- unsupervised: Cycle-Dehaze [37], ZID [67].

The framework used for the algorithm implementation is PyTorch, and the running platform is NVIDIA Tesla V100 32 GB (2 GPUs). Except for the zero-shot ZID, all algorithms use a batch size of 8 in the training phase. For the ITS and OTS datasets, the training epochs are set according to [104] and [86], respectively. For the supervised dehazing methods, four loss function strategies are adopted, including L1, L2, L1 + P, L2 + P, where P denotes the perceptual loss. For semi-supervised and unsupervised methods, the loss functions follow the settings in the respective papers. In the experiment, we first compared the convergence curves of different supervised algorithms when they were set to 0.001, 0.0005 or 0.0002, and selected the value with the best convergence effect as the best learning rate. After the training process, the loss values of all supervised models have stably converged. For semi-supervised and unsupervised algorithms, the learning rates used are those recommended in the corresponding papers.

In order to ensure as few interference factors as possible in the experiments, the following strategies are not used in the experiments: (1) pre-training, (2) dynamic learning rate adjustment, (3) larger batch size, and (4) data augmentation. Therefore, the quantitative results obtained in the following experiments may be a little lower than the best results provided in the papers corresponding to the various algorithms.

Table 4 and 5 show the PSNR/SSIM values obtained on the indoor and outdoor test sets of various algorithms on RESIDE SOTS, where the highest values are shown in bold. It can be concluded that FFA-Net achieves the best performance on the indoor test set, with the highest PSNR and SSIM. The best performance among different algorithms on the outdoor test set is achieved by different methods. It can be also seen from Table ?? that the perceptual loss has a certain effect on the performance of the model, but it is not obvious.

Figure 10 and Figure 11 show the visual results achieved by the supervised, semi-supervised and unsupervised algorithms, respectively, where the loss function used by the supervised algorithms is the L1 loss. The visual results show that the dehazed images obtained by the supervised algorithms are closer to the real images in terms of color and detail than the semi-supervised/unsupervised algorithms.

For a fair comparison of the computational speed of the baseline methods, the zero-shot-based ZID and high-resolution-based 4kDehazing are excluded. Fig. 12 shows the average time for each algorithm that run 1000 times with PyTorch framework. It can be seen that AODNet is the fastest, and can achieve real-time effects for inputs of different sizes. FFA-Net is the slowest, taking more than 0.3 seconds to process the 672×672 input.

Table 4. Results on RESIDE SOTS indoor.

Config	L1	L1 + P	L2	L2 + P
AODNet	0.839/19.375	0.841/19.454	0.851/19.576	0.839/19.388
4kDehazing	0.932/23.881	0.949/26.569	0.928/23.370	0.928/23.353
DMMDF	0.959/30.585	0.960/30.383	0.961/30.631	0.961/30.725
FFA-Net	0.983/32.730	0.983/32.536	0.978/32.224	0.978/32.178
GCA-Net	0.924/25.044	0.930/25.638	0.917/24.716	0.909/24.714
GridDehazeNet	0.962/25.671	0.962/25.655	0.935/22.940	0.940/23.052
MSBDN	0.955/28.341	0.955/28.562	0.941/27.237	0.937/25.662
SSID		0.814/20.959		
Cycle-Dehaze		0.810/18.880		
ZID		0.835/19.830		

Table 5. Results on RESIDE SOTS outdoor.

Config	L1	L1 + P	L2	L2 + P
AODNet	0.913/23.613	0.917/23.683	0.912/23.253	0.916/23.488
4kDehazing	0.963/28.476	0.964/28.473	0.958/28.103	0.950/27.546
DMMDF	0.905/25.805	0.963/30.237	0.963/ 30.535	0.965/30.682
FFA-Net	0.921/27.126	0.925/27.299	0.913/28.176	0.920/28.441
GCA-Net	0.953/27.784	0.949/27.559	0.946/27.20	0.943/27.273
GridDehazeNet	0.964/28.296	0.964/28.388	0.963/27.807	0.963/27.766
MSBDN	.962/29.944	0.963/ 30.277	0.964/29.843	0.956/28.782
SSID		0.840/20.905		
Cycle-Dehaze		0.861/20.347		
ZID		0.901/22.560		




Fig. 10. Visual results on RESIDE SOTS indoor.




Fig. 11. Visual results on RESIDE SOTS outdoor.

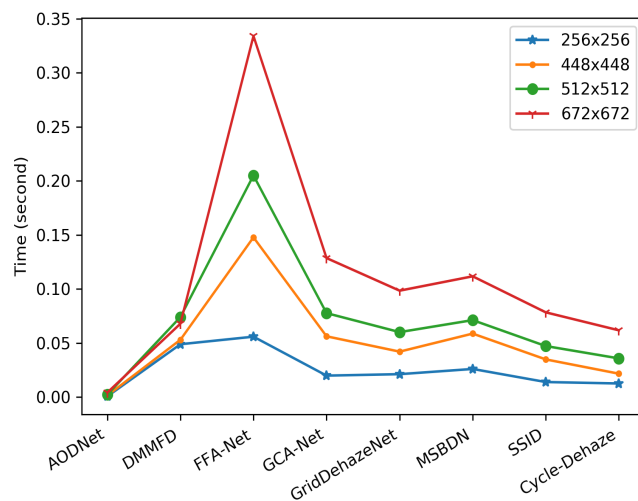


Fig. 12. Running speed on different sizes of input.

7 CHALLENGES AND OPPORTUNITIES

For image dehazing task, the current supervised, semi-supervised and unsupervised methods have achieved good performances. However, there are problems that still exist and open issues that should be explored in the future research. Next, we will discuss these challenges.

7.1 More Effective ASM

The current ASM has been proved to be suitable for describing the formation process of haze by many supervised, semi-supervised and unsupervised dehazing methods. However, recent work [62] finds that the intrinsic limitation of ASM will cause a dim effect in the image after dehazing. By adding a new parameter, an enhanced ASM (EASM) [62] is proposed. Improvements to ASM will have an important impact on the dehazing performance of existing methods that rely on ASM. Therefore, it is worth exploring a more accurate model of the haze formation process.

7.2 Shift between the Real Domain and Synthetic Domain

The current training process of dehazing models generally requires sufficient data. Since it is difficult to collect pairs of hazy and haze-free images in the real world, the synthesized data is needed by dehazing task. However, there are inherent differences between the synthesized hazy image and the real world hazy image. In order to solve the domain shift problem, the following three directions are worth exploring.

- The haze synthesized based on ASM cannot completely simulate the formation of haze in the real world, so we can attempt to design a more realistic hazy image synthesis algorithm to compensate for the difference between domains.
- By introducing domain adaptation, semi-supervised and unsupervised methods into network design, experiments show that these algorithms can perform well in real world dehazing task.
- Recent work (MRFID/BeDDE) collected some real-world paired data, but they did not contain as many examples as D-HAZY or RESIDE. It is challenging to build a large-scale real world dataset that can be used for a large-capacity CNN-based dehazing model.

7.3 Computational Efficiency and New Metrics

The dehazing models are often used as a preprocessing module for high-level computer vision tasks. For example, the lightweight AOD-Net is applied to object detection task. There are three issues that should be considered in the application of the dehazing model.

- In order to help follow-up tasks, the dehazing model should ensure that the dehazed image is of high quality.
- The reasoning speed of the model must be fast enough to meet the real-time requirements.
- Several terminal devices with small capacity are sensitive to the number of parameters of the dehazing model.

Therefore, we need to balance quantitative performance, inference time and the number of parameters. High-quality dehazed image with high PSNR and SSIM are the main goals of the current research. FAMED-Net [165] discusses the computational efficiency of 14 models, which shows that several algorithms with excellent performances may be very time and memory consuming. Dehazing algorithms based on deep learning usually require the use of graphical computing units for model training and deployment. In real-world applications, the forward inference speed of an algorithm is an important evaluation metric. 4kDehazing [184] explores fast dehazing of high-resolution input, which takes only 8 ms (125 fps) to process a 4K (3840×2160) image on a single Titan RTX GPU. Future research can try to design a new evaluation metric that can comprehensively consider the dehazing quality, running speed and model size.

7.4 Perceptual Loss

The pre-trained model trained on a large-scale dataset can be used to calculate the perceptual loss. As shown in Table 3, many dehazing models use the perceptual loss obtained by VGG16 or VGG19 as a part of the overall loss to improve the

quality of the final result. Thus, a natural question is, can the perceptual loss be the same as the L1/L2 loss as a general loss for image dehazing task? Alternatively, is there a more efficient and higher quality way to compute the perceptual loss? For example, is it a better solution to obtain perceptual loss by other pre-trained models? Currently, there is no comprehensive study on the relationship between perceptual loss and dehazing task.

7.5 How Dehazing Methods Affect High-level Computer Vision Tasks

Many dehazing algorithms have been validated on high-level vision tasks, such as image segmentation and object detection. Experiments show that these dehazing methods can promote the performance of high-level vision tasks under hazy conditions. However, the recent study [103] has shown that several dehazing algorithms may be ineffective for image classification, although their dehazing ability has been proven. The experimental results [103] on synthetic and real hazy data show that several well-designed dehazing models have little positive effect on the performance of the classification model, and sometimes may reduce the classification accuracy to some extent.

Besides, domain adaptation and generalization methods have been proposed to deal with high-level computer vision tasks such as object detection [133, 134] and semantic segmentation [42, 167] in bad weathers including haze, which can be treated as mitigating the side effect of haze in the feature space by aligning hazy image features with those clean ones. It will be an interesting research topic to investigate and reduce the influence of haze on high-level computer vision tasks both at image-level (i.e., dehazing) and feature-level (i.e., domain adaptation).

7.6 Prior Knowledge and Learning Model

Before deep learning was widely used in image dehazing task, image-based prior statistical knowledge was an important part for guiding the dehazing process. Now, extensive work has shown that deep learning techniques can effectively remove haze from images independently of physical model. At the same time, several recent studies have found that prior statistical knowledge can be used for semi-supervised [74] and unsupervised [43] network training. However, there is currently no evidence which statistical priors are always valid. Therefore, the general prior knowledge that can be used for the CNN-based dehazing algorithm is worth verifying.

8 CONCLUSION

This paper provides a comprehensive survey of deep learning-based dehazing research. First, the commonly used physical model, high-quality datasets, general loss functions, effective network modules and evaluation metrics are summarized. Then, supervised, semi-supervised and unsupervised dehazing studies are classified and analyzed from different technical perspectives. Moreover, quantitative and qualitative dehazing performance of various baselines are discussed. Finally, we propose several valuable research directions and open issues.

ACKNOWLEDGMENTS

This work was supported in part by the grant of the National Science Foundation of China under Grant 62172090, 62172089; Alibaba Group through Alibaba Innovative Research Program; CAAI-Huawei MindSpore Open Fund. All correspondence should be directed to Xiaofeng Cong and Yuan Cao.

REFERENCES

- [1] Shunmin An, Xixia Huang, Le Wang, Linling Wang, and Zhangjing Zheng. 2021. Semi-Supervised image dehazing network. *The Visual Computer* (2021), 1–15.

- [2] Cosmin Ancuti, Codruta O Ancuti, and Christophe De Vleeschouwer. 2016. D-hazy: A dataset to evaluate quantitatively dehazing algorithms. In *International Conference on Image Processing*. 2226–2230.
- [3] Cosmin Ancuti, Codruta O Ancuti, Radu Timofte, and Christophe De Vleeschouwer. 2018. I-HAZE: a dehazing benchmark with real hazy and haze-free indoor images. In *International Conference on Advanced Concepts for Intelligent Vision Systems*. 620–631.
- [4] C. Ancuti, C. O. Ancuti, R. Timofte, L. Van Gool, L. Zhang, M. Yang, V. M. Patel, H. Zhang, and V. A. Sindagi. 2018. NTIRE 2018 Challenge on Image Dehazing: Methods and Results. In *Conference on Computer Vision and Pattern Recognition Workshops*. 1004–100410. <https://doi.org/10.1109/CVPRW.2018.00134>
- [5] C. O. Ancuti, C. Ancuti, M. Sbert, and R. Timofte. 2019. Dense-Haze: A Benchmark for Image Dehazing with Dense-Haze and Haze-Free Images. In *International Conference on Image Processing*. 1014–1018. <https://doi.org/10.1109/ICIP.2019.8803046>
- [6] Codruta O. Ancuti, Cosmin Ancuti, and Radu Timofte. 2020. NH-HAZE: An Image Dehazing Benchmark with Non-Homogeneous Hazy and Haze-Free Images. In *Conference on Computer Vision and Pattern Recognition Workshops*. 1798–1805.
- [7] Codruta O Ancuti, Cosmin Ancuti, Radu Timofte, and Christophe De Vleeschouwer. 2018. O-HAZE: a dehazing benchmark with real hazy and haze-free outdoor images. In *Conference on Computer Vision and Pattern Recognition Workshops*. 754–762.
- [8] C. O. Ancuti, C. Ancuti, R. Timofte, L. Van Gool, L. Zhang, M. Yang, T. Guo, X. Li, V. Cherukuri, V. Monga, and H. Jiang. 2019. NTIRE 2019 Image Dehazing Challenge Report. In *Conference on Computer Vision and Pattern Recognition Workshops*. 2241–2253. <https://doi.org/10.1109/CVPRW.2019.00277>
- [9] C. O. Ancuti, C. Ancuti, F. Vasluianu, R. Timofte, J. Liu, H. Wu, Y. Xie, Y. Qu, L. Ma, Z. Huang, Q. Deng, and J. Chao. 2020. NTIRE 2020 Challenge on NonHomogeneous Dehazing. In *Conference on Computer Vision and Pattern Recognition Workshops*. 2029–2044. <https://doi.org/10.1109/CVPRW50498.2020.00253>
- [10] Sriparna Banerjee and Sheli Sinha Chaudhuri. 2021. Nighttime Image-Dehazing: A Review and Quantitative Benchmarking. *Archives of Computational Methods in Engineering* 28 (2021), 2943–2975.
- [11] Simone Bianco, Luigi Celona, Flavio Piccoli, and Raimondo Schettini. 2019. High-resolution single image dehazing using encoder-decoder architecture. In *Conference on Computer Vision and Pattern Recognition Workshops*. 1927–1935.
- [12] Bolun Cai, Xiangmin Xu, Kui Jia, Chunmei Qing, and Dacheng Tao. 2016. Dehazenet: An end-to-end system for single image haze removal. *IEEE Transactions on Image Processing* 25, 11 (2016), 5187–5198.
- [13] Dongdong Chen, Mingming He, Qingnan Fan, Jing Liao, Liheng Zhang, Dongdong Hou, Lu Yuan, and Gang Hua. 2019. Gated Context Aggregation Network for Image Dehazing and Deraining. In *Winter Conference on Applications of Computer Vision*. 1375–1383. <https://doi.org/10.1109/WACV.2019.00151>
- [14] Rongsen Chen and Edmund M-K Lai. 2019. Convolutional Autoencoder For Single Image Dehazing. In *International Conference on Image Processing*. 4464–4468.
- [15] Shuxin Chen, Yizi Chen, Yanyun Qu, Jingying Huang, and Ming Hong. 2019. Multi-scale adaptive dehazing network. In *Conference on Computer Vision and Pattern Recognition Workshops*. 2051–2059.
- [16] Tianyi Chen, Jiahui Fu, Wentao Jiang, Chen Gao, and Si Liu. 2021. SRKTDN: Applying Super Resolution Method to Dehazing Task. In *Conference on Computer Vision and Pattern Recognition*. 487–496.
- [17] W. Chen, J. Ding, and S. Kuo. 2019. PMS-Net: Robust Haze Removal Based on Patch Map for Single Images. In *Conference on Computer Vision and Pattern Recognition*. 11673–11681. <https://doi.org/10.1109/CVPR.2019.01195>
- [18] Wei-Ting Chen, Hao-Yu Fang, Jian-Jiun Ding, and Sy-Yen Kuo. 2020. PMHLD: patch map-based hybrid learning DehazeNet for single image haze removal. *IEEE Transactions on Image Processing* 29 (2020), 6773–6788.
- [19] Xuesong Chen, Haihua Lu, Kaili Cheng, Yanbo Ma, Qiuha Zhou, and Yong Zhao. 2019. Sequentially refined spatial and channel-wise feature aggregation in encoder-decoder network for single image dehazing. In *International Conference on Image Processing*. 2776–2780.
- [20] Zeyuan Chen, Yangchao Wang, Yang Yang, and Dong Liu. 2021. PSD: Principled Synthetic-to-Real Dehazing Guided by Physical Priors. In *Conference on Computer Vision and Pattern Recognition*. 7180–7189.
- [21] Zhihua Chen, Yu Zhou, Ping Li, Xiaoyu Chi, Lei Ma, and Bin Sheng. 2021. DCNet: Dual-Task Cycle Network for End-to-End Image Dehazing. In *International Conference on Multimedia and Expo*. 1–6.
- [22] Lu Cheng and Li Zhao. 2021. Two-Stage Image Dehazing with Depth Information and Cross-Scale Non-Local Attention. In *International Conference on Big Data*. 3155–3162.
- [23] Xiaofeng Cong, Jie Gui, Kai-Chao Miao, Jun Zhang, Bing Wang, and Peng Chen. 2020. Discrete Haze Level Dehazing Network. In *ACM International Conference on Multimedia*. 1828–1836.
- [24] Sourya Dipta Das and Saikat Dutta. 2020. Fast deep multi-patch hierarchical network for nonhomogeneous image dehazing. In *Conference on Computer Vision and Pattern Recognition Workshops*. 482–483.
- [25] Qili Deng, Ziling Huang, Chung-Chi Tsai, and Chia-Wen Lin. 2020. Hardgan: A haze-aware representation distillation gan for single image dehazing. In *European Conference on Computer Vision*. 722–738.
- [26] Zijun Deng, Lei Zhu, Xiaowei Hu, Chi-Wing Fu, Xuemiao Xu, Qing Zhang, Jing Qin, and Pheng-Ann Heng. 2019. Deep multi-model fusion for single-image dehazing. In *International Conference on Computer Vision*. 2453–2462.
- [27] Fayaz Ali Dharejo, Yuanchun Zhou, Farah Deeba, Munsif Ali Jatoti, Muhammad Ashfaq Khan, Ghulam Ali Mallah, Abdul Ghaffar, Muhammad Chhattal, Yi Du, and Xuezhi Wang. 2021. A deep hybrid neural network for single image dehazing via wavelet transform. *Optik* 231 (2021), 166462.

- [28] Hang Dong, Jinshan Pan, Lei Xiang, Zhe Hu, Xinyi Zhang, Fei Wang, and Ming-Hsuan Yang. 2020. Multi-scale boosted dehazing network with dense feature fusion. In *Conference on Computer Vision and Pattern Recognition*. 2157–2167.
- [29] Hang Dong, Xinyi Zhang, Yu Guo, and Fei Wang. 2020. Deep multi-scale gabor wavelet network for image restoration. In *International Conference on Acoustics, Speech and Signal Processing*. 2028–2032.
- [30] Jiangxin Dong and Jinshan Pan. 2020. Physics-based feature dehazing networks. In *European Conference on Computer Vision*. 188–204.
- [31] Yu Dong, Yihao Liu, He Zhang, Shifeng Chen, and Yu Qiao. 2020. FD-GAN: Generative Adversarial Networks with Fusion-Discriminator for Single Image Dehazing. In *AAAI Conference on Artificial Intelligence*. 10729–10736.
- [32] Yixin Du and Xin Li. 2018. Recursive deep residual learning for single image dehazing. In *Conference on Computer Vision and Pattern Recognition Workshops*. 730–737.
- [33] Yixin Du and Xin Li. 2019. Recursive image dehazing via perceptually optimized generative adversarial network (POGAN). In *Conference on Computer Vision and Pattern Recognition Workshops*. 1824–1832.
- [34] Akshay Dudhane and Subrahmanyam Murala. 2019. Cdnnet: Single image de-hazing using unpaired adversarial training. In *Winter Conference on Applications of Computer Vision*. 1147–1155.
- [35] Akshay Dudhane and Subrahmanyam Murala. 2019. RYF-Net: Deep fusion network for single image haze removal. *IEEE Transactions on Image Processing* 29 (2019), 628–640.
- [36] Akshay Dudhane, Harshjeet Singh Aulakh, and Subrahmanyam Murala. 2019. Ri-gan: An end-to-end network for single image haze removal. In *Conference on Computer Vision and Pattern Recognition Workshops*. 2014–2023.
- [37] Deniz Engin, Anil Genç, and Hazim Kemal Ekenel. 2018. Cycle-dehaze: Enhanced cyclegan for single image dehazing. In *Conference on Computer Vision and Pattern Recognition Workshops*. 825–833.
- [38] Zhengyun Fang, Ming Zhao, Zhengtao Yu, Meiyu Li, and Yong Yang. 2021. A guiding teaching and dual adversarial learning framework for a single image dehazing. *The Visual Computer* (2021), 1–13.
- [39] Minghan Fu, Huan Liu, Yankun Yu, Jun Chen, and Keyan Wang. 2021. DW-GAN: A Discrete Wavelet Transform GAN for NonHomogeneous Dehazing. In *Conference on Computer Vision and Pattern Recognition Workshops*. 203–212.
- [40] Adrian Galdran, Aitor Alvarez-Gila, Alessandro Bria, Javier Vazquez-Corral, and Marcelo Bertalmio. 2018. On the duality between retinex and image dehazing. In *Conference on Computer Vision and Pattern Recognition*. 8212–8221.
- [41] Yosef Gandelsman, Assaf Shocher, and Michal Irani. 2019. "Double-DIP": Unsupervised Image Decomposition via Coupled Deep-Image-Priors. In *Conference on Computer Vision and Pattern Recognition*. 11026–11035.
- [42] Li Gao, Jing Zhang, Lefei Zhang, and Dacheng Tao. 2021. Dsp: Dual soft-paste for unsupervised domain adaptive semantic segmentation. In *ACM International Conference on Multimedia*. 2825–2833.
- [43] Alona Golts, Daniel Freedman, and Michael Elad. 2020. Unsupervised Single Image Dehazing Using Dark Channel Prior Loss. *IEEE Transactions on Image Processing* 29 (2020), 2692–2701. <https://doi.org/10.1109/TIP.2019.2952032>
- [44] Jie Gui, Xiaofeng Cong, Yuan Cao, Wenqi Ren, Jun Zhang, Jing Zhang, and Dacheng Tao. 2021. A Comprehensive Survey on Image Dehazing Based on Deep Learning. In *International Joint Conference on Artificial Intelligence*. 4426–4433. <https://doi.org/10.24963/ijcai.2021/604>
- [45] Jie Gui, Zhenan Sun, Yonggang Wen, Dacheng Tao, and Jieping Ye. 2022. A review on generative adversarial networks: Algorithms, theory, and applications. *IEEE Transactions on Knowledge and Data Engineering* (2022).
- [46] Tiantong Guo, Venkateswararao Cherukuri, and Vishal Monga. 2019. Dense '123' color enhancement dehazing network. In *Conference on Computer Vision and Pattern Recognition Workshops*. 2131–2139.
- [47] Tiantong Guo, Xuelu Li, Venkateswararao Cherukuri, and Vishal Monga. 2019. Dense scene information estimation network for dehazing. In *Conference on Computer Vision and Pattern Recognition Workshops*. 2122–2130.
- [48] Tiantong Guo and Vishal Monga. 2020. Reinforced depth-aware deep learning for single image dehazing. In *International Conference on Acoustics, Speech and Signal Processing*. 8891–8895.
- [49] Praful Hambarde and Subrahmanyam Murala. 2020. S2dnet: Depth estimation from single image and sparse samples. *IEEE Transactions on Computational Imaging* 6 (2020), 806–817.
- [50] Kaiming He, Jian Sun, and Xiaoou Tang. 2010. Single image haze removal using dark channel prior. *IEEE Transactions on Pattern Analysis and Machine Intelligence* 33, 12 (2010), 2341–2353.
- [51] Kaiming He, Xiangyu Zhang, Shaoqing Ren, and Jian Sun. 2016. Deep residual learning for image recognition. In *Conference on Computer Vision and Pattern Recognition*. 770–778.
- [52] Linyuan He, Junqiang Bai, and Meng Yang. 2019. Feature aggregation convolution network for haze removal. In *International Conference on Image Processing*. 2806–2810.
- [53] Ming Hong, Yuan Xie, Cuihua Li, and Yanyun Qu. 2020. Distilling Image Dehazing With Heterogeneous Task Imitation. In *Conference on Computer Vision and Pattern Recognition*. 3462–3471.
- [54] Gao Huang, Zhuang Liu, Laurens Van Der Maaten, and Kilian Q Weinberger. 2017. Densely connected convolutional networks. In *Conference on Computer Vision and Pattern Recognition*. 4700–4708.
- [55] Lu-Yao Huang, Jia-Li Yin, Bo-Hao Chen, and Shao-Zhen Ye. 2019. Towards unsupervised single image dehazing with deep learning. In *International Conference on Image Processing*. 2741–2745.

- [56] Pengcheng Huang, Li Zhao, Runhua Jiang, Tao Wang, and Xiaoqin Zhang. 2021. Self-filtering image dehazing with self-supporting module. *Neurocomputing* 432 (2021), 57–69.
- [57] Yimin Huang, Yiyang Wang, and Zhixun Su. 2018. Single image dehazing via a joint deep modeling. In *International Conference on Image Processing*. 2840–2844.
- [58] Quan Huynh-Thu and Mohammed Ghanbari. 2008. Scope of validity of PSNR in image/video quality assessment. *Electronics letters* 44, 13 (2008), 800–801.
- [59] Phillip Isola, Jun-Yan Zhu, Tinghui Zhou, and Alexei A Efros. 2017. Image-to-image translation with conditional adversarial networks. In *Conference on Computer Vision and Pattern Recognition*. 1125–1134.
- [60] Yizhou Jin, Guangshuai Gao, Qingjie Liu, and Yunhong Wang. 2020. Unsupervised conditional disentangle network for image dehazing. In *International Conference on Image Processing*. 963–967.
- [61] Eunsung Jo and Jae-Young Sim. 2021. Multi-Scale Selective Residual Learning for Non-Homogeneous Dehazing. In *Conference on Computer Vision and Pattern Recognition*. 507–515.
- [62] Mingye Ju, Can Ding, Wenqi Ren, Yi Yang, Dengyin Zhang, and Y Jay Guo. 2021. Ide: Image dehazing and exposure using an enhanced atmospheric scattering model. *IEEE Transactions on Image Processing* 30 (2021), 2180–2192.
- [63] Guisik Kim, Sung Woo Park, and Junseok Kwon. 2021. Pixel-wise Wasserstein Autoencoder for Highly Generative Dehazing. *IEEE Transactions on Image Processing* 30 (2021), 5452–5462.
- [64] Byeong-Uk Lee, Kyunghyun Lee, Jean Oh, and In So Kweon. 2020. CNN-Based Simultaneous Dehazing and Depth Estimation. In *International Conference on Robotics and Automation*. 9722–9728.
- [65] Yean-Wei Lee, Lai-Kuan Wong, and John See. 2020. Image Dehazing With Contextualized Attentive U-NET. In *International Conference on Image Processing*. 1068–1072.
- [66] Boyun Li, Yuanbiao Gou, Shuhang Gu, Jerry Zitao Liu, Joey Tianyi Zhou, and Xi Peng. 2021. You only look yourself: Unsupervised and untrained single image dehazing neural network. *International Journal of Computer Vision* 129, 5 (2021), 1754–1767.
- [67] B. Li, Y. Gou, J. Z. Liu, H. Zhu, J. T. Zhou, and X. Peng. 2020. Zero-Shot Image Dehazing. *IEEE Transactions on Image Processing* 29 (2020), 8457–8466. <https://doi.org/10.1109/TIP.2020.3016134>
- [68] Boyi Li, Xiulian Peng, Zhangyang Wang, Jizheng Xu, and Dan Feng. 2017. AOD-Net: All-in-One Dehazing Network. In *International Conference on Computer Vision*. 4780–4788. <https://doi.org/10.1109/ICCV.2017.511>
- [69] B. Li, W. Ren, D. Fu, D. Tao, D. Feng, W. Zeng, and Z. Wang. 2019. Benchmarking Single-Image Dehazing and Beyond. *IEEE Transactions on Image Processing* 28, 1 (2019), 492–505. <https://doi.org/10.1109/TIP.2018.2867951>
- [70] Chongyi Li, Chunle Guo, Jichang Guo, Ping Han, Huazhu Fu, and Runmin Cong. 2019. PDR-Net: Perception-inspired single image dehazing network with refinement. *IEEE Transactions on Multimedia* 22, 3 (2019), 704–716.
- [71] Chong-Yi Li, Ji-Chang Guo, Run-Min Cong, Yan-Wei Pang, and Bo Wang. 2016. Underwater image enhancement by dehazing with minimum information loss and histogram distribution prior. *IEEE Transactions on Image Processing* 25, 12 (2016), 5664–5677.
- [72] Hongyu Li, Jia Li, Dong Zhao, and Long Xu. 2021. DehazeFlow: Multi-scale Conditional Flow Network for Single Image Dehazing. In *ACM International Conference on Multimedia*. 2577–2585.
- [73] Hui Li, Qingbo Wu, King Nghi Ngan, Hongliang Li, and Fanman Meng. 2020. Region adaptive two-shot network for single image dehazing. In *International Conference on Multimedia and Expo*. 1–6.
- [74] L. Li, Y. Dong, W. Ren, J. Pan, C. Gao, N. Sang, and M. H. Yang. 2020. Semi-Supervised Image Dehazing. *IEEE Transactions on Image Processing* 29 (2020), 2766–2779. <https://doi.org/10.1109/TIP.2019.2952690>
- [75] Pengyue Li, Jiandong Tian, Yandong Tang, Guolin Wang, and Chengdong Wu. 2021. Deep Retinex Network for Single Image Dehazing. *IEEE Transactions on Image Processing* 30 (2021), 1100–1115. <https://doi.org/10.1109/TIP.2020.3040075>
- [76] Runde Li, Jinshan Pan, Min He, Zechao Li, and Jinhui Tang. 2020. Task-oriented network for image dehazing. *IEEE Transactions on Image Processing* 29 (2020), 6523–6534.
- [77] Yuenan Li, Yuhang Liu, Qixin Yan, and Kuangshi Zhang. 2020. Deep Dehazing Network With Latent Ensembling Architecture and Adversarial Learning. *IEEE Transactions on Image Processing* 30 (2020), 1354–1368.
- [78] Yunan Li, Qiguang Miao, Wanli Ouyang, Zhenxin Ma, Huijuan Fang, Chao Dong, and Yining Quan. 2019. LAP-Net: Level-aware progressive network for image dehazing. In *International Conference on Computer Vision*. 3276–3285.
- [79] Yu Li, Shaoqi You, Michael S Brown, and Robby T Tan. 2017. Haze visibility enhancement: A survey and quantitative benchmarking. *Computer Vision and Image Understanding* 165 (2017), 1–16.
- [80] Xiao Liang, Runde Li, and Jinhui Tang. 2019. Selective Attention network for Image Dehazing and Deraining. In *ACM Multimedia Asia*. 1–6.
- [81] Jing Liu, Haiyan Wu, Yuan Xie, Yanyun Qu, and Lizhuang Ma. 2020. Trident dehazing network. In *Conference on Computer Vision and Pattern Recognition Workshops*. 430–431.
- [82] Lixiong Liu, Bao Liu, Hua Huang, and Alan Conrad Bovik. 2014. No-reference image quality assessment based on spatial and spectral entropies. *Signal processing: Image communication* 29, 8 (2014), 856–863.
- [83] Qian Liu. 2019. Unsupervised Single Image Dehazing Via Disentangled Representation. In *International Conference on Video and Image Processing*. 106–111.

- [84] Risheng Liu, Xin Fan, Minjun Hou, Zhiying Jiang, Zhongxuan Luo, and Lei Zhang. 2018. Learning aggregated transmission propagation networks for haze removal and beyond. *IEEE Transactions on Neural Networks and Learning Systems* 30, 10 (2018), 2973–2986.
- [85] W. Liu, X. Hou, J. Duan, and G. Qiu. 2020. End-to-End Single Image Fog Removal Using Enhanced Cycle Consistent Adversarial Networks. *IEEE Transactions on Image Processing* 29 (2020), 7819–7833. <https://doi.org/10.1109/TIP.2020.3007844>
- [86] X. Liu, Y. Ma, Z. Shi, and J. Chen. 2019. GridDehazeNet: Attention-Based Multi-Scale Network for Image Dehazing. In *International Conference on Computer Vision*. 7313–7322. <https://doi.org/10.1109/ICCV.2019.00741>
- [87] Yang Liu, Jinshan Pan, Jimmy Ren, and Zhixun Su. 2019. Learning deep priors for image dehazing. In *International Conference on Computer Vision*. 2492–2500.
- [88] Ye Liu, Lei Zhu, Shunda Pei, Huazhu Fu, Jing Qin, Qing Zhang, Liang Wan, and Wei Feng. 2021. From Synthetic to Real: Image Dehazing Collaborating with Unlabeled Real Data. In *ACM International Conference on Multimedia*. 50–58.
- [89] Earl J McCartney. 1976. Optics of the atmosphere: scattering by molecules and particles. *Physics Bulletin* 28, 11 (1976), 1–421.
- [90] Aryan Mehra, Pratik Narang, and Murari Mandal. 2021. TheiaNet: Towards fast and inexpensive CNN design choices for image dehazing. *Journal of Visual Communication and Image Representation* 77 (2021), 1–11.
- [91] Aditya Mehta, Harsh Sinha, Pratik Narang, and Murari Mandal. 2020. Hidegan: A hyperspectral-guided image dehazing gan. In *Conference on Computer Vision and Pattern Recognition Workshops*. 212–213.
- [92] Kareem Metwaly, Xuelu Li, Tiantong Guo, and Vishal Monga. 2020. Nonlocal channel attention for nonhomogeneous image dehazing. In *Conference on Computer Vision and Pattern Recognition Workshops*. 452–453.
- [93] Xiongkuo Min, Guangtao Zhai, Ke Gu, Yucheng Zhu, Jiantao Zhou, Guodong Guo, Xiaokang Yang, Xinping Guan, and Wenjun Zhang. 2019. Quality evaluation of image dehazing methods using synthetic hazy images. *IEEE Transactions on Multimedia* 21, 9 (2019), 2319–2333.
- [94] Yaozong Mo, Chaofeng Li, Yuhui Zheng, and Xiaojun Wu. 2022. DCA-CycleGAN: Unsupervised Single Image Dehazing Using Dark Channel Attention Optimized CycleGAN. *Journal of Visual Communication and Image Representation* 82 (2022), 1–12.
- [95] Ranjan Mondal, Sanchayan Santra, and Bhabatosh Chanda. 2018. Image dehazing by joint estimation of transmittance and airlight using bi-directional consistency loss minimized FCN. In *Conference on Computer Vision and Pattern Recognition Workshops*. 920–928.
- [96] Peter Morales, Tzofi Klinghoffer, and Seung Jae Lee. 2019. Feature forwarding for efficient single image dehazing. In *Conference on Computer Vision and Pattern Recognition Workshops*. 2078–2085.
- [97] Srinivasa G Narasimhan and Shree K Nayar. 2003. Contrast restoration of weather degraded images. *IEEE Transactions on Pattern Analysis and Machine Intelligence* 25, 6 (2003), 713–724.
- [98] Shree K Nayar and Srinivasa G Narasimhan. 1999. Vision in bad weather. In *International Conference on Computer Vision*. 820–827.
- [99] Yanwei Pang, Jing Nie, Jin Xie, Jungong Han, and Xuelong Li. 2020. BidNet: Binocular Image Dehazing Without Explicit Disparity Estimation. In *Conference on Computer Vision and Pattern Recognition*. 5930–5939. <https://doi.org/10.1109/CVPR42600.2020.00597>
- [100] Yanwei Pang, Jin Xie, and Xuelong Li. 2018. Visual haze removal by a unified generative adversarial network. *IEEE Transactions on Circuits and Systems for Video Technology* 29, 11 (2018), 3211–3221.
- [101] Anil Singh Parihar, Yash Kumar Gupta, Yash Singodia, Vibhu Singh, and Kavinder Singh. 2020. A comparative study of image dehazing algorithms. In *International Conference on Communication and Electronics Systems*. 766–771.
- [102] Jaihyun Park, David K Han, and Hanseok Ko. 2020. Fusion of heterogeneous adversarial networks for single image dehazing. *IEEE Transactions on Image Processing* 29 (2020), 4721–4732.
- [103] Yanting Pei, Yaping Huang, Qi Zou, Yuhang Lu, and Song Wang. 2018. Does Haze Removal Help CNN-based Image Classification?. In *European Conference on Computer Vision*. 697–712.
- [104] Xu Qin, Zhilin Wang, Yuanchao Bai, Xiaodong Xie, and Huizhu Jia. 2020. FFA-Net: Feature Fusion Attention Network for Single Image Dehazing. In *AAAI Conference on Artificial Intelligence*. 11908–11915.
- [105] Y. Qu, Y. Chen, J. Huang, and Y. Xie. 2019. Enhanced Pix2pix Dehazing Network. In *Conference on Computer Vision and Pattern Recognition*. 8152–8160. <https://doi.org/10.1109/CVPR.2019.00835>
- [106] Wenqi Ren, Si Liu, Hua Zhang, Jinshan Pan, Xiaochun Cao, and Ming-Hsuan Yang. 2016. Single image dehazing via multi-scale convolutional neural networks. In *European Conference on Computer Vision*. 154–169.
- [107] W. Ren, L. Ma, J. Zhang, J. Pan, X. Cao, W. Liu, and M. Yang. 2018. Gated Fusion Network for Single Image Dehazing. In *Conference on Computer Vision and Pattern Recognition*. 3253–3261. <https://doi.org/10.1109/CVPR.2018.00343>
- [108] Wenqi Ren, Jinshan Pan, Hua Zhang, Xiaochun Cao, and Ming-Hsuan Yang. 2020. Single image dehazing via multi-scale convolutional neural networks with holistic edges. *International Journal of Computer Vision* 128, 1 (2020), 240–259.
- [109] Wenqi Ren, Jingang Zhang, Xiangyu Xu, Lin Ma, Xiaochun Cao, Gaofeng Meng, and Wei Liu. 2018. Deep video dehazing with semantic segmentation. *IEEE Transactions on Image Processing* 28, 4 (2018), 1895–1908.
- [110] Olaf Ronneberger, Philipp Fischer, and Thomas Brox. 2015. U-net: Convolutional networks for biomedical image segmentation. In *International Conference on Medical Image Computing and Computer-assisted Intervention*. 234–241.
- [111] Leonid I Rudin, Stanley Osher, and Emad Fatemi. 1992. Nonlinear total variation based noise removal algorithms. *Physica D: nonlinear phenomena* 60, 1-4 (1992), 259–268.
- [112] Michele A Saad, Alan C Bovik, and Christophe Charrier. 2012. Blind image quality assessment: A natural scene statistics approach in the DCT domain. *IEEE transactions on Image Processing* 21, 8 (2012), 3339–3352.

- [113] Christos Sakaridis, Dengxin Dai, Simon Hecker, and Luc Van Gool. 2018. Model adaptation with synthetic and real data for semantic dense foggy scene understanding. In *European Conference on Computer Vision*. 687–704.
- [114] Y. Shao, L. Li, W. Ren, C. Gao, and N. Sang. 2020. Domain Adaptation for Image Dehazing. In *Conference on Computer Vision and Pattern Recognition*. 2805–2814. <https://doi.org/10.1109/CVPR42600.2020.00288>
- [115] Gaurav Sharma, Wencheng Wu, and Edul N Dalal. 2005. The CIEDE2000 color-difference formula: Implementation notes, supplementary test data, and mathematical observations. *Color Research & Application: Endorsed by Inter-Society Color Council, etc* 30, 1 (2005), 21–30.
- [116] Prasen Sharma, Priyanka Jain, and Arijit Sur. 2020. Scale-aware conditional generative adversarial network for image dehazing. In *Winter Conference on Applications of Computer Vision*. 2355–2365.
- [117] Jiechao Sheng, Guoqiang Lv, Gang Du, Zi Wang, and Qibin Feng. 2022. Multi-scale residual attention network for single image dehazing. *Digital Signal Processing* 121 (2022), 1–14.
- [118] Joongchol Shin, Hasil Park, and Joonki Paik. 2022. Region-Based Dehazing via Dual-Supervised Triple-Convolutional Network. *IEEE Transactions on Multimedia* 24 (2022), 245–260.
- [119] Pranjay Shyam, Kuk-Jin Yoon, and Kyung-Soo Kim. 2021. Towards Domain Invariant Single Image Dehazing. In *AAAI Conference on Artificial Intelligence*. 9657–9665.
- [120] Nathan Silberman, Derek Hoiem, Pushmeet Kohli, and Rob Fergus. 2012. Indoor segmentation and support inference from rgbd images. In *European Conference on Computer Vision*. 746–760.
- [121] Hyeonjun Sim, Schwan Ki, Jae-Seok Choi, Soomin Seo, Saehun Kim, and Munchurl Kim. 2018. High-resolution image dehazing with respect to training losses and receptive field sizes. In *Conference on Computer Vision and Pattern Recognition Workshops*. 912–919.
- [122] K. Simonyan and A. Zisserman. 2015. Very Deep Convolutional Networks for Large-Scale Image Recognition. In *International Conference on Learning Representations*. 1–14.
- [123] Ayush Singh, Ajay Bhawe, and Dilip K Prasad. 2020. Single image dehazing for a variety of haze scenarios using back projected pyramid network. In *European Conference on Computer Vision*. 166–181.
- [124] Dilbag Singh and Vijay Kumar. 2019. A comprehensive review of computational dehazing techniques. *Archives of Computational Methods in Engineering* 26, 5 (2019), 1395–1413.
- [125] Lexuan Sun, Xueliang Liu, Zhenzhen Hu, and Richang Hong. 2021. WFN-PSC: weighted-fusion network with poly-scale convolution for image dehazing. In *ACM International Conference on Multimedia in Asia*. 1–7.
- [126] Christian Szegedy, Wei Liu, Yangqing Jia, Pierre Sermanet, Scott Reed, Dragomir Anguelov, Dumitru Erhan, Vincent Vanhoucke, and Andrew Rabinovich. 2015. Going deeper with convolutions. In *Conference on Computer Vision and Pattern Recognition*. 1–9. <https://doi.org/10.1109/CVPR.2015.7298594>
- [127] Guiying Tang, Li Zhao, Runhua Jiang, and Xiaoqin Zhang. 2019. Single Image Dehazing via Lightweight Multi-scale Networks. In *International Conference on Big Data*. 5062–5069. <https://doi.org/10.1109/BigData47090.2019.9006075>
- [128] Anna Wang, Wenhui Wang, Jinglu Liu, and Nanhui Gu. 2018. AIPNet: Image-to-image single image dehazing with atmospheric illumination prior. *IEEE Transactions on Image Processing* 28, 1 (2018), 381–393.
- [129] Cong Wang, Yuxian Zou, and Zehan Chen. 2020. ABC-NET: Avoiding Blocking Effect & Color Shift Network for Single Image Dehazing Via Restraining Transmission Bias. In *International Conference on Image Processing*. 1053–1057.
- [130] Juan Wang, Chang Ding, Minghu Wu, Yuanxuan Liu, and Guanhai Chen. 2021. Lightweight multiple scale-patch dehazing network for real-world hazy image. *KSII Transactions on Internet and Information Systems* 15, 12 (2021), 4420–4438.
- [131] Jixiao Wang, Chaofeng Li, and Shoukun Xu. 2021. An ensemble multi-scale residual attention network (EMRA-net) for image Dehazing. *Multimedia Tools and Applications* (2021), 1–21.
- [132] Tao Wang, Li Yuan, Xiaopeng Zhang, and Jiashi Feng. 2019. Distilling Object Detectors With Fine-Grained Feature Imitation. In *Conference on Computer Vision and Pattern Recognition*. 4928–4937. <https://doi.org/10.1109/CVPR.2019.00507>
- [133] Wen Wang, Yang Cao, Jing Zhang, Fengxiang He, Zheng-Jun Zha, Yonggang Wen, and Dacheng Tao. 2021. Exploring Sequence Feature Alignment for Domain Adaptive Detection Transformers. In *ACM International Conference on Multimedia*. 1730–1738.
- [134] Wen Wang, Jing Zhang, Wei Zhai, Yang Cao, and Dacheng Tao. 2022. Robust Object Detection via Adversarial Novel Style Exploration. *IEEE Transactions on Image Processing* 31 (2022), 1949–1962.
- [135] Yang Wang, Yang Cao, Jing Zhang, Feng Wu, and Zheng-Jun Zha. 2021. Leveraging Deep Statistics for Underwater Image Enhancement. *ACM Transactions on Multimedia Computing, Communications, and Applications* 17, 3s (2021), 1–20.
- [136] Yang Wang, Jing Zhang, Yang Cao, and Zengfu Wang. 2017. A deep CNN method for underwater image enhancement. In *IEEE International Conference on Image Processing*. 1382–1386.
- [137] Yinting Wang, Shaojie Zhuo, Dapeng Tao, Jiajun Bu, and Na Li. 2013. Automatic local exposure correction using bright channel prior for under-exposed images. *Signal processing* 93, 11 (2013), 3227–3238.
- [138] Zhou Wang, Alan C Bovik, Hamid R Sheikh, Eero P Simoncelli, et al. 2004. Image quality assessment: from error visibility to structural similarity. *IEEE Transactions on Image Processing* 13, 4 (2004), 600–612.
- [139] Zhou Wang, Eero P Simoncelli, and Alan C Bovik. 2003. Multiscale structural similarity for image quality assessment. In *Asilomar Conference on Signals, Systems & Computers*. 1398–1402.

- [140] Haoran Wei, Qingbo Wu, Hui Li, King Ngi Ngan, Hongliang Li, and Fanman Meng. 2020. Single Image Dehazing via Artificial Multiple Shots and Multidimensional Context. In *International Conference on Image Processing*. 1023–1027.
- [141] Pan Wei, Xin Wang, Lei Wang, and Ji Xiang. 2021. SIDGAN: Single Image Dehazing without Paired Supervision. In *International Conference on Pattern Recognition*. 2958–2965.
- [142] Haiyan Wu, Jing Liu, Yuan Xie, Yanyun Qu, and Lizhuang Ma. 2020. Knowledge transfer dehazing network for nonhomogeneous dehazing. In *Conference on Computer Vision and Pattern Recognition Workshops*. 478–479.
- [143] Haiyan Wu, Yanyun Qu, Shaohui Lin, Jian Zhou, Ruizhi Qiao, Zhizhong Zhang, Yuan Xie, and Lizhuang Ma. 2021. Contrastive Learning for Compact Single Image Dehazing. In *Conference on Computer Vision and Pattern Recognition*. 10551–10560.
- [144] Jinsheng Xiao, Mengyao Shen, Junfeng Lei, Jinglong Zhou, Reinhard Klette, and HaiGang Sui. 2020. Single image dehazing based on learning of haze layers. *Neurocomputing* 389 (2020), 108–122.
- [145] Liangru Xie, Hao Wang, Zhuowei Wang, and Lianglun Cheng. 2020. DHD-Net: A Novel Deep-Learning-based Dehazing Network. In *International Joint Conference on Neural Networks*. 1–7.
- [146] Yong Xu, Jie Wen, Lunke Fei, and Zheng Zhang. 2015. Review of video and image defogging algorithms and related studies on image restoration and enhancement. *IEEE Access* 4 (2015), 165–188.
- [147] Lan Yan, Wenbo Zheng, Chao Gou, and Fei-Yue Wang. 2020. Feature Aggregation Attention Network for Single Image Dehazing. In *International Conference on Image Processing*. 923–927. <https://doi.org/10.1109/ICIP40778.2020.9191007>
- [148] Aiping Yang, Haixin Wang, Zhong Ji, Yanwei Pang, and Ling Shao. 2019. Dual-Path in Dual-Path Network for Single Image Dehazing. In *International Joint Conference on Artificial Intelligence*. 4627–4634.
- [149] Fei Yang and Qian Zhang. 2021. Depth aware image dehazing. *The Visual Computer* (2021), 1–9.
- [150] Hao-Hsiang Yang and Yanwei Fu. 2019. Wavelet u-net and the chromatic adaptation transform for single image dehazing. In *International Conference on Image Processing*. 2736–2740.
- [151] Hao-Hsiang Yang, Chao-Han Huck Yang, and Yi-Chang James Tsai. 2020. Y-net: Multi-scale feature aggregation network with wavelet structure similarity loss function for single image dehazing. In *International Conference on Acoustics, Speech and Signal Processing*. 2628–2632.
- [152] Chia-Hung Yeh, Chih-Hsiang Huang, and Li-Wei Kang. 2019. Multi-scale deep residual learning-based single image haze removal via image decomposition. *IEEE Transactions on Image Processing* 29 (2019), 3153–3167.
- [153] Jia-Li Yin, Yi-Chi Huang, Bo-Hao Chen, and Shao-Zhen Ye. 2019. Color transferred convolutional neural networks for image dehazing. *IEEE Transactions on Circuits and Systems for Video Technology* 30, 11 (2019), 3957–3967.
- [154] Shibai Yin, Yibin Wang, and Yee-Hong Yang. 2020. A novel image-dehazing network with a parallel attention block. *Pattern Recognition* 102 (2020), 107255. <https://doi.org/10.1016/j.patcog.2020.107255>
- [155] Shibai Yin, Xiaolong Yang, Yibin Wang, and Yee-Hong Yang. 2021. Visual Attention Dehazing Network with Multi-level Features Refinement and Fusion. *Pattern Recognition* 118 (2021), 108021.
- [156] Mingzhao Yu, Venkateswararao Cherukuri, Tiantong Guo, and Vishal Monga. 2020. Ensemble dehazing networks for non-homogeneous haze. In *Conference on Computer Vision and Pattern Recognition Workshops*. 450–451.
- [157] Yankun Yu, Huan Liu, Minghan Fu, Jun Chen, Xiyao Wang, and Keyan Wang. 2021. A Two-branch Neural Network for Non-homogeneous Dehazing via Ensemble Learning. In *Conference on Computer Vision and Pattern Recognition Workshops*. 193–202.
- [158] He Zhang and Vishal M Patel. 2018. Densely connected pyramid dehazing network. In *Conference on Computer Vision and Pattern Recognition*. 3194–3203.
- [159] He Zhang, Vishwanath Sindagi, and Vishal M Patel. 2018. Multi-scale single image dehazing using perceptual pyramid deep network. In *Conference on Computer Vision and Pattern Recognition Workshops*. 902–911.
- [160] He Zhang, Vishwanath Sindagi, and Vishal M Patel. 2019. Joint transmission map estimation and dehazing using deep networks. *IEEE Transactions on Circuits and Systems for Video Technology* 30, 7 (2019), 1975–1986.
- [161] Jing Zhang, Yang Cao, Shuai Fang, Yu Kang, and Chang Wen Chen. 2017. Fast haze removal for nighttime image using maximum reflectance prior. In *Conference on Computer Vision and Pattern Recognition*. 7418–7426.
- [162] Jing Zhang, Yang Cao, and Zengfu Wang. 2014. Nighttime haze removal based on a new imaging model. In *International Conference on Image Processing*. 4557–4561.
- [163] Jing Zhang, Yang Cao, Zheng-Jun Zha, and Dacheng Tao. 2020. Nighttime dehazing with a synthetic benchmark. In *ACM International Conference on Multimedia*. 2355–2363.
- [164] Jingang Zhang, Wenqi Ren, Shengdong Zhang, He Zhang, Yunfeng Nie, Zhe Xue, and Xiaochun Cao. 2022. Hierarchical Density-Aware Dehazing Network. *IEEE Transactions on Cybernetics* (2022).
- [165] J. Zhang and D. Tao. 2020. FAMED-Net: A Fast and Accurate Multi-Scale End-to-End Dehazing Network. *IEEE Transactions on Image Processing* 29 (2020), 72–84. <https://doi.org/10.1109/TIP.2019.2922837>
- [166] Kuangshi Zhang and Yuenan Li. 2021. Single image dehazing via semi-supervised domain translation and architecture search. *IEEE Signal Processing Letters* 28 (2021), 2127–2131.
- [167] Qiming Zhang, Jing Zhang, Wei Liu, and Dacheng Tao. 2019. Category anchor-guided unsupervised domain adaptation for semantic segmentation. In *Neural Information Processing Systems*. 1–11.

- [168] Shengdong Zhang and Fazhi He. 2020. DRCDN: learning deep residual convolutional dehazing networks. *The Visual Computer* 36 (09 2020), 1797–1808. <https://doi.org/10.1007/s00371-019-01774-8>
- [169] Shengdong Zhang, Fazhi He, and Wenqi Ren. 2020. NLDN: Non-local dehazing network for dense haze removal. *Neurocomputing* 410 (2020), 363–373.
- [170] Shengdong Zhang, Fazhi He, and Wenqi Ren. 2020. Photo-realistic dehazing via contextual generative adversarial networks. *Machine Vision and Applications* 31 (2020), 1–12.
- [171] Shengdong Zhang, Fazhi He, Wenqi Ren, and Jian Yao. 2020. Joint learning of image detail and transmission map for single image dehazing. *The Visual Computer* 36, 2 (2020), 305–316.
- [172] Shengdong Zhang, Wenqi Ren, Xin Tan, Zhi-Jie Wang, Yong Liu, Jingang Zhang, Xiaoqin Zhang, and Xiaochun Cao. 2022. Semantic-aware dehazing network with adaptive feature fusion. *IEEE Transactions on Cybernetics* (2022).
- [173] S. Zhang, W. Ren, and J. Yao. 2018. Feed-Net: Fully End-to-End Dehazing. In *International Conference on Multimedia and Expo*. 1–6. <https://doi.org/10.1109/ICME.2018.8486435>
- [174] Shengdong Zhang, Yue Wu, Yuanjie Zhao, Zuomin Cheng, and Wenqi Ren. 2020. Color-constrained dehazing model. In *Conference on Computer Vision and Pattern Recognition Workshops*. 870–871.
- [175] Xiaoqin Zhang, Runhua Jiang, Tao Wang, and Wenhan Luo. 2021. Single Image Dehazing via Dual-Path Recurrent Network. *IEEE Transactions on Image Processing* 30 (2021), 5211–5222.
- [176] Xiaoqin Zhang, Jinxin Wang, Tao Wang, and Runhua Jiang. 2022. Hierarchical feature fusion with mixed convolution attention for single image dehazing. *IEEE Transactions on Circuits and Systems for Video Technology* 32, 2 (2022), 510–522.
- [177] Xiaoqin Zhang, Tao Wang, Wenhan Luo, and Pengcheng Huang. 2021. Multi-level fusion and attention-guided CNN for image dehazing. *IEEE Transactions on Circuits and Systems for Video Technology* 31, 11 (2021), 4162–4173.
- [178] Xiaoqin Zhang, Tao Wang, Jinxin Wang, Guiying Tang, and Li Zhao. 2020. Pyramid Channel-based Feature Attention Network for image dehazing. *Computer Vision and Image Understanding* 197–198 (2020), 103003. <https://doi.org/10.1016/j.cviu.2020.103003>
- [179] Yanfu Zhang, Li Ding, and Gaurav Sharma. 2017. HazeRD: An outdoor scene dataset and benchmark for single image dehazing. In *International Conference on Image Processing*. 3205–3209. <https://doi.org/10.1109/ICIP.2017.8296874>
- [180] Zhengxi Zhang, Liang Zhao, Yunan Liu, Shanshan Zhang, and Jian Yang. 2020. Unified Density-Aware Image Dehazing and Object Detection in Real-World Hazy Scenes. In *Asian Conference on Computer Vision*. 119–135.
- [181] Dong Zhao, Long Xu, Lin Ma, Jia Li, and Yihua Yan. 2021. Pyramid Global Context Network for Image Dehazing. *IEEE Transactions on Circuits and Systems for Video Technology* 31, 8 (2021), 3037–3050. <https://doi.org/10.1109/TCSVT.2020.3036992>
- [182] S. Zhao, L. Zhang, S. Huang, Y. Shen, and S. Zhao. 2020. Dehazing Evaluation: Real-World Benchmark Datasets, Criteria, and Baselines. *IEEE Transactions on Image Processing* 29 (2020), 6947–6962. <https://doi.org/10.1109/TIP.2020.2995264>
- [183] Shiyu Zhao, Lin Zhang, Ying Shen, and Yicong Zhou. 2021. RefineDNet: A Weakly Supervised Refinement Framework for Single Image Dehazing. *IEEE Transactions on Image Processing* 30 (2021), 3391–3404.
- [184] Zhuoran Zheng, Wenqi Ren, Xiaochun Cao, Xiaobin Hu, Tao Wang, Fenglong Song, and Xiuyi Jia. 2021. Ultra-High-Definition Image Dehazing via Multi-Guided Bilateral Learning. In *Conference on Computer Vision and Pattern Recognition*. 16180–16189.
- [185] Hongyuan Zhu, Yi Cheng, Xi Peng, Joey Tianyi Zhou, Zhao Kang, Shijian Lu, Zhiwen Fang, Liyuan Li, and Joo-Hwee Lim. 2021. Single-image dehazing via compositional adversarial network. *IEEE Transactions on Cybernetics* 51, 2 (2021), 829–838.
- [186] Hongyuan Zhu, Xi Peng, Vijay Chandrasekhar, Liyuan Li, and Joo-Hwee Lim. 2018. DehazeGAN: When Image Dehazing Meets Differential Programming. In *International Joint Conference on Artificial Intelligence*. 1234–1240.
- [187] Jun-Yan Zhu, Taesung Park, Phillip Isola, and Alexei A Efros. 2017. Unpaired image-to-image translation using cycle-consistent adversarial networks. In *International Conference on Computer Vision*. 2223–2232.

A WHAT IS NOT DISCUSSED IN THIS SURVEY

We noticed that several papers’ formulation description and open source code may not be consistent. In particular, loss functions not provided in several papers are used in the training code. In this case, we use the loss functions provided in the paper as a guide, regardless of the code implementation. Further, several public papers that have not yet been published formally are not covered in this survey, such as those on arxiv, since their content may be changed in the future.