

Rack-Aware Regenerating Codes with Multiple Erasure Tolerance

Liyang Zhou, Zhifang Zhang

KLMM, Academy of Mathematics and Systems Science, Chinese Academy of Sciences, Beijing 100190, China

School of Mathematical Sciences, University of Chinese Academy of Sciences, Beijing 100049, China

Emails: zhouliyang17@mails.ucas.ac.cn, zfz@amss.ac.cn

Abstract

In a modern distributed storage system, storage nodes are organized in racks, and the cross-rack communication dominates the system bandwidth. In this paper, we focus on the rack-aware storage system. The initial setting was immediately repairing every single node failure. However, multiple node failures are frequent, and some systems may even wait for multiple nodes failures to occur before repairing them in order to keep costs down. For the purpose of still being able to repair them properly when multiple failures occur, we relax the repair model of the rack-aware storage system. In the repair process, the cross-rack connections (i.e., the number of helper racks connected for repair which is called repair degree) and the intra-rack connections (i.e., the number of helper nodes in the rack contains the failed node) are all reduced. We focus on minimizing the cross-rack bandwidth in the rack-aware storage system with multiple erasure tolerances. First, the fundamental tradeoff between the repair bandwidth and the storage size for functional repair is established. Then, the two extreme points corresponding to the minimum storage and minimum cross-rack repair bandwidth are obtained. Second, the explicitly construct corresponding to the two points are given. Both of them have minimum sub-packetization level (i.e., the number of symbols stored in each node) and small repair degree. Besides, the size of underlying finite field is approximately the block length of the code. Finally, for the convenience of practical use, we also establish a transformation to convert our codes into systematic codes.

Index Terms

Regenerating code, rack-aware storage, optimal repair, multiple erasure tolerance.

I. INTRODUCTION

One central problem is designing efficient erasure codes for fault-tolerant data storage in distributed storage systems. In order to minimize the storage overhead that with ensuring reliability, an (n, k) Reed-Solomon (RS) code has been more widely used in such systems where n denotes the block length and k the dimension. Specifically, the data file containing k data symbols is encoded into n symbols and stored across n nodes each storing one symbol. The conventional repair of an (n, k) RS code is inefficient in that the repair of a single node needs connect k other (helper) nodes and download all k symbols, i.e., recovers the whole data file to repair a node failure. Therefore, the problem of node repair has surfaced. An important metric of the repair efficiency is repair bandwidth, i.e., the total amount of data transmitted during the repair process. From this, regenerating codes (RCs) are proposed which can additionally optimize the repair bandwidth for given storage redundancy [1]. First, let us recall the model for RC. Suppose a data file is stored across n nodes such that any k nodes can together retrieve the data file. Any single node erasure can be recovered by downloading data from any d surviving nodes (i.e., helper nodes). Due to the minimality of k ¹, this model naturally implies $d \geq k$. By contrast to the naive repair approach which recovers the whole data file to repair a node failure, RC reduces the repair bandwidth at the cost of connecting to more helper nodes. Nevertheless, it achieves the optimal tradeoff between the storage overhead and repair bandwidth. A lot of work devote to studying RCs, especially the one with the minimum storage (MSR codes) and with the minimum repair bandwidth (MBR codes). The explicit constructions of MSR codes and MBR codes for all parameters are displayed in [5], [10]. Besides, when multiple node failures occur, RC allows the repair process to continue by selecting proper d .

Alternatively, in some scenarios the repair degree becomes a more sensitive metric, i.e., the number of helper nodes connected for the purpose of node repair. Immediately afterwards, locally recoverable codes (LRCs) are proposed, one aims to design erasure codes with small repair degree [12]. Next, let us recall the model for LRC. An (n, k, r) LRC \mathcal{C} over a field F is a linear code having the property that every symbol of the codeword $c \in \mathcal{C}$ can be recovered from a subset of r other symbols of c . However, this setting may not repair failed node locally when multiple node erasures occur. To allow local recovery from a larger number of erasures, LRC can be generalized to (r, δ) LRC. We use the notation $[n] = \{1, \dots, n\}$. A (r, δ) LRC over a field F is a linear code having the property that for every $i \in [n]$, there exists a subset $S_i \subseteq [n]$ satisfying

- 1) $i \in S_i$ and $|S_i| \leq r + \delta - 1$,
- 2) $d_{\min}(\mathcal{C}|_{S_i}) \geq \delta$ where $\mathcal{C}|_{S_i}$ is the restriction of the code to the coordinates corresponding to the set S_i .

¹I.e., there exist $k - 1$ nodes that cannot retrieve the data file.

Note that a LRC code is an instance of a (r, δ) LRC code with $\delta = 2$. A singleton-type bound for (r, δ) LRCs was shown in the work [13]. It states that a (r, δ) LRCs must obey

$$d_{\min}(C) \leq (n - k + 1) - \left(\lceil \frac{k}{r} \rceil - 1\right)(\delta - 1). \quad (1)$$

A (r, δ) LRC satisfying the above bound with equality is said to be optimal. Actually, the (n, k, r) LRC has d_{\min} which is smaller by an amount equal to $(\lceil \frac{k}{r} \rceil - 1)(\delta - 1)$ in comparison with a maximum distance separable (MDS) code. Particularly, if $r = k$, the LRC satisfying the above bound with equality is a MDS code. Therefore, in pursuit of small repair degree, the non-trivial LRC sacrifices the fault-tolerance level and also leaves out the repair bandwidth.

Surprisingly, we find optimization of the two metrics naturally merge in the rack-aware storage system, where storage nodes are organized in racks where the cross-rack communication cost is more expensive than the intra-rack communication cost. Therefore, it is critical to design erasure codes that minimize the cross-rack bandwidth during node repair. Specifically, suppose $n = \bar{n}u$ and the n nodes are organized in \bar{n} racks each containing u nodes. A data file consisting of B symbols is stored across the n nodes each storing α symbols such that any $k = \bar{k}u + u_0$ nodes can retrieve the data file. To rule out the trivial case, we assume throughout that $k \geq u$ ². Besides, we require $u \leq n - k$ so that there is no data loss in a single-rack failure. Suppose a node fails. A self-sustaining system is to generate a replacement nodes by downloading data from surviving nodes. The rack that contains the failed node is called the *host rack*. The node repair is based on the two kinds of communication below:

- 1) **Intra-rack transmission.** Any l ($0 \leq l \leq u - 1$) surviving nodes in the host rack transmit information to the replacement node.
- 2) **Cross-rack transmission.** Outside the host rack, \bar{d} helper racks each transmit β symbols to the replacement node.

Particularly when $u = 1$ or $l = 0$, this model degenerates into the homogeneous distributed storage system in which all nodes as well as communication between them are treated indifferently, where regenerating codes have been well studied. Here we focus on the case $u > 1$ and $l > 0$. Fixed $l = u - 1$. The above model of rack-aware storage was introduced in [3] for studying the optimal node repair in hierarchical data centers. More specifically, the authors derived a lower bound on the repair bandwidth for codes with the minimum storage and also presented an existential construction of codes attaining this lower bound. Hou et al. [2] characterized a tradeoff between α and β under the condition $\bar{d} \geq \bar{k}$. The codes with parameters lying on the tradeoff curve are called rack-aware regenerating codes. Two extreme points on the tradeoff curve corresponding to the minimum storage rack-aware regenerating (MSRR) code and minimum bandwidth rack-aware regenerating (MBRR) code are of special interest.

The authors of [2] firstly obtained existential constructions of MBRR and MSRR codes over sufficiently large fields. Then explicit constructions of MSRR codes for all admissible parameters were derived in [4] by extending the constructions of MSR codes in [5]. Moreover, Hou et al. [6] and Zhou et al. [18] further reduced the sub-packetization (i.e., the number of symbols stored in each node) level for MSRR codes. Recently, the explicit constructions of MBRR codes have been presented in [17]. The paper [19] extended the rack-aware regenerating codes to the cooperative repair model with the assumption that the multiple node failures are evenly distributed in multiple racks.

Meanwhile, another line of works studied the clustered storage system which is almost the same with the rack-aware storage system, except that the repair bandwidth measurement and data reconstruction requirement vary in different papers. In the clustered storage system studied in [7] the data reconstruction is realized by connecting to any \bar{k} clusters (i.e., racks) rather than any k nodes. This leads to a limited fault-tolerant in this system. The authors of [8] assumed a fixed ratio of the cross-cluster to intra-cluster bandwidth and defined the repair bandwidth as the sum of cross-cluster and intra-cluster repair bandwidth. They constructed explicit codes [9] for minimizing the repair bandwidth when all the remaining nodes participate in the repair of one node failure. However, this model does not allow data processing within these helper racks, thus are not directly comparable with our findings.

A. $\bar{d} \geq \bar{k}$ is not intrinsic for rack-aware storage

Although the work of [2], [4], [6], [8], [17]–[19] all restricted to the case $\bar{d} \geq \bar{k}$, we note $\bar{d} \geq \bar{k}$ is not an intrinsic condition for the rack-aware storage model. Because the surviving nodes located in the same rack with the failed node must participate in the repair, $\bar{d} < \bar{k}$ will not contradict the minimality of k . Therefore, it is possible to have the repair degree $\bar{d} \ll \bar{k}$ in the rack-aware storage system. Particularly when $\bar{d} = 0$, this rack-aware storage model coincides with that of (r, δ) LRCs where $r = l$ and $\delta = u - l + 1$, i.e., any node can be recovered by any l nodes within the rack contains the failed node.

Paper [7] considered minimizing the inter-cluster (i.e., cross-rack) repair bandwidth in the case $\bar{d} < \bar{k}$. However, in their clustered storage system the data reconstruction is realized by connecting to any \bar{k} clusters (i.e., racks) rather than any k nodes. As a result, their codes only have fault tolerance $\bar{n} - \bar{k}$ which is rather weak when the storage overhead is simultaneously kept

²When $k < u$, a single node erasure can be trivially recovered by the $u - 1$ surviving nodes within the same rack because they are sufficient to retrieve the data file.

in a low level. By contrast, our codes have fault tolerance $n - k \approx (\bar{n} - \bar{k})u$ and storage overhead near to \bar{n}/\bar{k} for properly chosen parameters.

From an availability perspective, it is of interest to repair the failed node using fewer helper racks. In this paper, we also focus on the case of $\bar{d} < \bar{k}$.

B. $l \neq u - 1$ results in higher erasure tolerance

Actually, under the setting of $l = u - 1$, if multiple node failures occur in the same rack, the repair process will not work properly, i.e., the initial setting was immediately repairing every single node erasure. In many practical scenarios, such as in large scale storage systems, multiple failures are more frequent than a single failure. Moreover, many systems (e.g., [14]) apply a lazy repair strategy, i.e., replace immediately repairing every single erasure by repairing nodes waiting until f erasures occur. In this paper, we relaxed the conditions for the repair, requiring only l surviving nodes in the host rack where $0 \leq l \leq u - 1$. Therefore, in our model, the repair process can continue as long as the erasures nodes no more than $\min\{u - l, \bar{n} - \bar{d}\}$ simultaneously. Since \bar{d} can be much less than \bar{n} and f is smaller in the real system, the requirements to repair any f nodes erasures by the repair process simultaneously can be realized by setting $l = u - f$.

C. Contribution and related work

Recently, the authors of [19] considered the case that multiple racks had node erasures and each had the same number of failed nodes. They used cooperative repair [15] across racks and obtained existential constructions of MBRR codes when $\bar{d} \geq \bar{k}$ over sufficiently large fields. However, their model is too harsh, i.e., each rack has the same number of nodes erasures, and its practical application is very limited.

For the same purpose as [19], we related the requirements of repairing. In other words, suppose a node failed, the replacement node only need to connect l nodes in the host rack where $l \leq u - 1$. Under this setting, the rack-aware storage system can still retrieve the failed nodes by the repair process when $u - l$ erasures occur and we only consider the case of $\bar{d} < \bar{k}$ which has higher application value.

We firstly establish the tradeoff between the storage size and the cross-rack repair bandwidth. We obtain the tradeoff using information flow graphs. From the functional tradeoff, we characterize parameters of the two extreme points on the tradeoff curve that possess the minimum storage and minimum bandwidth respectively. For simplicity, we also term the codes at the extreme points MSRR and MBRR codes respectively as in [2].

Then we present explicit constructions of MSRR codes for $0 \leq \bar{d} < \bar{k}$ and MBRR codes for $0 < \bar{d} < \bar{k}$. Note when $\bar{d} = 0$ there is no cross-rack communication in the repair process, so we consider no MBRR code for $\bar{d} = 0$. Both of the MSRR and MBRR codes are built over a finite field F satisfying $u \mid (|F| - 1)$ and $|F| > n$. Moreover, the MSRR code is scalar over F and MBRR code is an array code over F with minimum sub-packetization. Under properly chosen parameters, our codes can possess acceptable erasure tolerance and practical storage overhead in addition to the optimal repair bandwidth. In particularly, the MSRR code with $\bar{d} = 0$ actually is an optimal $(r = l, \delta = u - l + 1)$ LRC.

Finally, we also observe that the encoding of MSRR codes and MBRR codes can be made systematic, which may be beneficial in implementation.

The remaining of the paper is organized as follows. Section II derives the cut-set bound and the parameters for the two extreme points corresponding to the minimum storage and minimum cross-rack repair bandwidth. Section III and V presents the explicit constructions of MSRR codes and MBRR codes. Section IV and VI presents an approach to convert the MSRR codes and MBRR codes to a systematic form. Section VII concludes the paper.

II. THE CUT-SET BOUND

First we introduce some notations. For nonnegative integers $m < n$, let $[m, n] = \{m, m + 1, \dots, n\}$. Throughout the paper we label the racks from 0 to $\bar{n} - 1$ and the nodes within each rack from 0 to $u - 1$. Moreover, we represent each node by a pair $(e, g) \in [0, \bar{n} - 1] \times [0, u - 1]$ where e is the rack index and g is the node index within the rack. Then we describe an information flow graph to illustrate the node repair and file reconstruction in rack-aware storage system.

- The data file consisting of B symbols flows from the source vertex S to each data collector C which connects to k nodes. Each node (e, g) is split into two nodes $X_{(e,g)}^{\text{in}}$ and $X_{(e,g)}^{\text{out}}$ with a directed edge of capacity α .
- When a node $X_{(e,g)}$ fails, the replacement node $X'_{(e,g)}$ connects to \bar{d} helper racks and any remaining l ($0 \leq l < u$) nodes in rack e . The surviving nodes in rack e are copied to the replacement rack with edges of capacity ∞ from the original node to the copy.
- Within each helper rack, there exist directed edges of capacity ∞ from the other nodes to the connected node indicating the free intra-rack communication.

Theorem 1. (Cut-set bound) For a rack-aware storage system with parameters $(n, k, u, \bar{d} < \bar{k}, l; \alpha, \beta, B)$, let B^* denote the maximum possible file size, then

$$B \leq B^* = (\bar{k}l + \min\{u_0, l\})\alpha + (u - l)\sum_{i=1}^{\bar{d}} \min\{i\beta, \alpha\}. \quad (2)$$

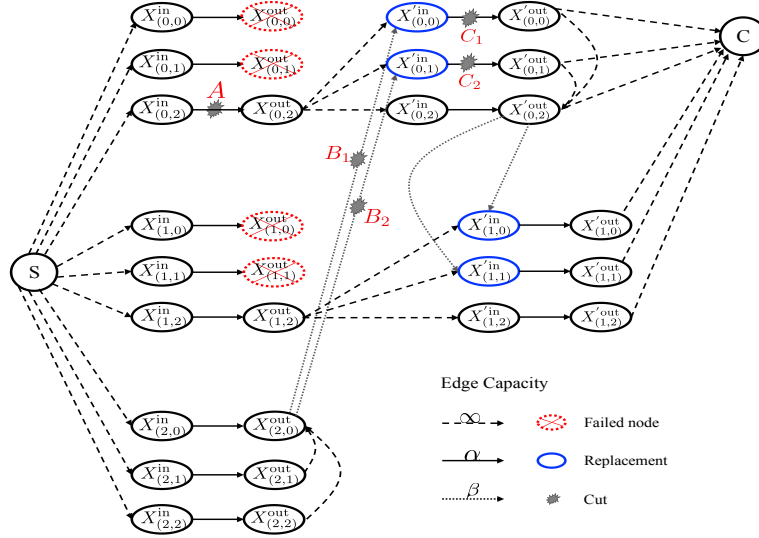


Fig. 1: An example of the information flow graph used to prove the cut-set bound, where $(n, k, u, \bar{d}, l) = (9, 6, 3, 1, 1)$.

Proof. By network coding for the multicast problem [20], $B^* = \min_C \text{MinCut}(S, C)$. Therefore, it is sufficient to figure out the data collector C having the minimum $\text{MinCut}(S, C)$. Suppose C connects to w racks and v single nodes. Note some of the v nodes may locate in the same rack, but not occupy the whole rack. Obviously, $wu + v = k$ and $w \leq \bar{k}$.

For the first rack connected by C, if no failure happens then it contributes $u\alpha$ to $\text{MinCut}(S, C)$, else it contributes $l\alpha + (u - l) \min\{\bar{d}\beta, \alpha\}$. Take the information flow graph in Fig. 3 for example, to cut rack 0 from S there are two possible MinCut , i.e., $\{A, B_1, B_2\}$ or $\{A, C_1, C_2\}$. The former has cut value $\alpha + 2\beta$ and the latter has 3α . Note this observation holds even for the case $\bar{d} = 0$ where $\beta = 0$. For the second rack, it contributes $l\alpha + (u - l) \min\{(\bar{d} - 1)\beta, \alpha\}$ because the first rack can serve as a helper rack for the node failure in the second rack and this helper rack has already been cut. Following this analysis, the w racks contribute $wl\alpha + (u - l) \sum_{i=1}^{\min\{w, \bar{d}\}} \min\{(\bar{d} - i + 1)\beta, \alpha\}$.

Next, we prove that if $w < \bar{k}$ (i.e., $v \geq u$) the MinCut can not reach the minimum $\text{MinCut}(S, C)$. Denote $\min_{C_{w,v}} \text{MinCut}(S, C)$ as the minimum MinCut of w racks and v single nodes.

Claim 1. $\min_{C_{w,v}} \text{MinCut}(S, C) \geq \min_{C_{w+1, v-u}} \text{MinCut}(S, C)$.

Note that the first w racks contribute the same value to the MinCut . Therefore, we only need to consider the value contributed by the remaining v nodes.

Suppose C connects to v' nodes in the $(w+1)$ -th rack. First, consider $v' > l$. If a failure happens among the v' nodes, they contribute $l\alpha + (v' - l) \min\{(\bar{d} - x)\beta, \alpha\}$ to $\text{MinCut}(S, C)$ where $x = \min\{w, \bar{d}\}$, else they contribute $v'\alpha$ which is more than the former. Similarly, if $v' \leq l$, they contribute $v'\alpha$ to $\text{MinCut}(S, C)$. In one word, each of the remaining v node contributes either α or $\min\{(\bar{d} - x)\beta, \alpha\}$ to the MinCut .

Therefore, the v single nodes connected by C contribute $tl\alpha + \sum_{i=1}^t (v_i - l) \min\{(\bar{d} - x)\beta, \alpha\} + \sum_{i=t+1}^s v_i\alpha = (v - (\sum_{i=1}^t v_i - tl))\alpha + (\sum_{i=1}^t v_i - tl) \cdot \min\{(\bar{d} - x)\beta, \alpha\}$ where $v_1, \dots, v_t \in [l+1, u-1]$, $v_{t+1}, \dots, v_s \in [l]$ and $\sum_{i=1}^s v_i = v$, i.e., C connects v_i nodes in rack $w+i-1$. Then, the value decreases as $\sum_{i=1}^t v_i - tl$ grows. Therefore, in order to achieve $\min_{C_{w,v}} \text{MinCut}(S, C)$, one can take $v_1 = \dots = v_{\lfloor \frac{v}{u-1} \rfloor} = u-1$ and $v_{\lfloor \frac{v}{u-1} \rfloor + 1} = v - \lfloor \frac{v}{u-1} \rfloor (u-1)$.

The same analysis can be applied to the second case except to replace w with $w+1$ and v with $v-u$. Therefore, in order to achieve $\min_{C_{w+1, v-u}} \text{MinCut}(S, C)$, one can take $v'_1 = u$, $v'_2 = \dots = v'_{\lfloor \frac{v-u}{u-1} \rfloor} = u-1$ and $v'_{\lfloor \frac{v-u}{u-1} \rfloor + 1} = v-u - \lfloor \frac{v-u}{u-1} \rfloor (u-1)$, i.e., C connects v'_i nodes in rack $w+i-1$. Actually, there is only one different node between the v points that one chooses to minimize the cut in both cases, i.e., replacing the last node in the first case with the remaining node in rack $w+1$. Therefore, for the second case, each of the remaining v nodes contributes either α or $\min\{(\bar{d} - x)\beta, \alpha\}$ or $\min\{(\bar{d} - x')\beta, \alpha\}$ where $x' = \min\{w+1, \bar{d}\} \geq x$ to the MinCut . Note that α is more than $\min\{(\bar{d} - x)\beta, \alpha\}$ and $\min\{(\bar{d} - x')\beta, \alpha\}$. Besides, when the contribution of the node in the first case is $\min\{(\bar{d} - x)\beta, \alpha\}$, it contributes $\min\{(\bar{d} - x)\beta, \alpha\}$ or $\min\{(\bar{d} - x')\beta, \alpha\}$ to the MinCut in the second case which no more than the former. Then, the claim is proved.

Therefore, when $w = \bar{k}$ and $v = u_0$, it reaches the minimum MinCut among all data collectors, i.e.,

$$\bar{k}l\alpha + (u - l) \sum_{i=1}^{\bar{d}} \min\{i\beta, \alpha\} + \min\{u_0, l\}\alpha.$$

Thus the theorem is proved for all $0 \leq \bar{d} < \bar{k}$. \square

Particularly, from (2) it has

$$\begin{aligned} B &\leq (\bar{k}l + \min\{u_0, l\})\alpha + (u-l)\bar{d}\alpha \\ &\leq (\bar{k}u + \min\{u_0, l\} - (u-l)(\bar{k}-\bar{d}))\alpha. \end{aligned} \quad (3)$$

Meanwhile, the total size of the downloaded data for repairing $u-l$ failed nodes (e^*, g_i) where $i \in [u-l]$ is $l\alpha + (u-l)\bar{d}\beta$. From the downloaded data it can actually recover all u nodes in rack e^* . Thus it follows $l\alpha + (u-l)\bar{d}\beta \geq u\alpha$, i.e., $\bar{d}\beta \geq \alpha$. Combining with (2) and (3) we characterize the two extreme points on the α - β tradeoff curve in the following corollary.

Corollary 2. Suppose $0 < \bar{d} < \bar{k}$ and $\tilde{u}_0 = \min\{u_0, l\}$. The MSRR and MBRR codes have the following parameters:

$$\alpha_{\text{MSRR}} = \beta_{\text{MSRR}} = B/(\bar{k}u + \tilde{u}_0 - (u-l)(\bar{k}-\bar{d})), \quad (4)$$

$$\alpha_{\text{MBRR}} = \bar{d}\beta_{\text{MBRR}} = B/(\bar{k}l + \tilde{u}_0 + (u-l)\frac{\bar{d}+1}{2}). \quad (5)$$

Particularly when $\bar{d} = 0$, it has $\beta = 0$ and we only consider MSRR codes which have $\alpha_{\text{MSRR}} = B/(\bar{k}l + \tilde{u}_0)$.

III. EXPLICIT MSRR CODES FOR $\bar{d} \leq \bar{k}$

Assume $\beta = 1$ (for $\bar{d} > 0$), then according to (4) the MSRR codes have $\alpha = 1$ and $B = \bar{k}u + \tilde{u}_0 - (u-l)(\bar{k}-\bar{d})$. Actually, the MSRR code we construct is an $[n, B]$ linear code \mathcal{C} over a finite field F satisfying $u \mid (|F| - 1)$ and $|F| > n$. First introduce some notations.

- Define u sets as follows:

$$T_i = \begin{cases} \{i + tu \mid t \in [0, \bar{n} - \bar{d} - 1]\} & \text{if } 0 \leq i \leq u - l - 1 \\ \{i + tu \mid t \in [0, \bar{n} - \bar{k} - 1]\} & \text{if } u - l \leq i < u - \tilde{u}_0 \\ \{i + tu \mid t \in [0, \bar{n} - \bar{k} - 2]\} & \text{if } u - \tilde{u}_0 \leq i \leq u - 1 \end{cases}.$$

Let $T = \cup_{i=0}^{u-1} T_i$. It is easy to check $|T| = (\bar{n} - \bar{d})(u - l) + (\bar{n} - \bar{k} - 1)l + (l - \tilde{u}_0) = n - B$.

- Let ξ be a primitive element of F and η be an element of F with multiplicative order u .
- Denote $\lambda_{(e,g)} = \xi^e \eta^g$ for $e \in [0, \bar{n} - 1], g \in [0, u - 1]$. It can be seen $\lambda_{(e,g)} \neq \lambda_{(e',g')}$ for $(e,g) \neq (e',g')$, because $(\xi^{e-e'})^u \neq 1$ for $e \neq e' \in [0, \bar{n} - 1]$ while $(\eta^{g'-g})^u = 1$ for all $g, g' \in [0, u - 1]$.

Construction 1. Represent each codeword in \mathcal{C} by a vector $\mathbf{c} = (c_0, \dots, c_{\bar{n}-1}) \in (F^u)^{\bar{n}}$, where $\mathbf{c}_e = (c_{(e,0)}, \dots, c_{(e,u-1)}) \in F^u$ and $c_{(e,g)}$ is stored in node (e, g) for $e \in [0, \bar{n} - 1]$ and $g \in [0, u - 1]$. Then the code \mathcal{C} is defined as follows

$$\mathcal{C} = \{\mathbf{c} \in F^n \mid \sum_{e=0}^{\bar{n}-1} \sum_{g=0}^{u-1} \lambda_{(e,g)}^t c_{(e,g)} = 0, \forall t \in T\}. \quad (6)$$

For simplicity, consider the $n \times n$ Vandermonde matrix $(\lambda_{(e,g)}^t)_{t,(e,g)}$ with row index $t \in [0, n - 1]$ and column index $(e, g) \in [0, \bar{n} - 1] \times [0, u - 1]$, among which the rows indexed by the set T actually forms a parity check matrix of \mathcal{C} . Thus \mathcal{C} is evidently an $[n, B]$ linear code. Furthermore, since $[0, n - \bar{k}u - \tilde{u}_0 - 1] \subseteq T$, \mathcal{C} is a B -dimensional subcode of an $[n, \bar{k}u + \tilde{u}_0]$ generalized Reed-Solomon (GRS) code. As a result, any $k(\geq \bar{k}u + \tilde{u}_0)$ nodes can recover the original data file. Next, we prove the repair property of \mathcal{C} .

Theorem 3. The code \mathcal{C} in Construction 1 satisfies the optimal repair property, i.e., for any node (e^*, g^*) and any $\mathcal{H} \subseteq [0, \bar{n} - 1] - \{e^*\}$ with $|\mathcal{H}| = \bar{d}$, the symbol $c_{(e^*, g^*)}$ can be recovered from

$$\{c_{(e^*, g_1)}, \dots, c_{(e^*, g_l)}\} \cup \{s_e \mid e \in \mathcal{H}\}$$

where $\{c_{(e^*, g_1)}, \dots, c_{(e^*, g_l)}\}$ is a subset of $\{c_{(e^*, g)} \mid g \in [0, u - 1], g \neq g^*\}$ and $s_e \in F$ is computed from $\{c_{(e,g)} \mid g \in [0, u - 1]\}$.

Proof. For simplicity, for $i \in [0, u - l - 1]$, we denote

$$\tilde{c}_{e,i} = \sum_{g=0}^{u-1} \lambda_{(e,g)}^i c_{(e,g)} \in F, \forall e \in [0, \bar{n} - 1]. \quad (7)$$

Obviously, $c_{(e^*, g^*)}$ can be easily computed from $\tilde{c}_{e^*, i}$'s and the intra-rack transmission $\{c_{(e^*, g_1)}, \dots, c_{(e^*, g_l)}\}$. Then $c_{(e^*, g^*)}$ is a linear combination of $\{c_{(e^*, g_1)}, \dots, c_{(e^*, g_l)}\} \cup \{\tilde{c}_{e^*, i} \mid i \in [0, u - l - 1]\}$, i.e.,

$$c_{(e^*, g^*)} = \sum_{i=0}^{u-l-1} u_i \tilde{c}_{e^*, i} + \sum_{j=1}^l v_j c_{(e^*, g_j)}$$

where $u_i, v_j \in F$. Therefore, it is sufficient to prove that $\sum_{i=0}^{u-l-1} u_i \tilde{c}_{e^*, i}$ can be recovered from $\{s_e \mid e \in \mathcal{H}\}$.

We select a system of the parity check equations with respect to the values of $t \in \cup_{i=0}^{u-l-1} T_i$, i.e.,

$$\sum_{e=0}^{\bar{n}-1} \sum_{g=0}^{u-1} \lambda_{(e,g)}^{i+tu} c_{(e,g)} = 0, \quad i \in [0, u-l-1], \quad t \in [0, \bar{n}-\bar{d}-1]. \quad (8)$$

Furthermore, because $\lambda_{(e,g)} = \xi^e \eta^g$ and η has multiplicative order u , it has $\lambda_{(e,g)}^{tu} = (\xi^{eu})^t$. Then using the notation defined in (7), for any $i \in [0, u-l-1]$, the linear system (8) becomes

$$(\xi^{e^*u})^t \tilde{c}_{e^*,i} + \sum_{e \neq e^*} (\xi^{eu})^t \tilde{c}_{e,i} = 0, \quad t \in [0, \bar{n}-\bar{d}-1], \quad (9)$$

which indicates $(\tilde{c}_{0,i}, \tilde{c}_{1,i}, \dots, \tilde{c}_{\bar{n}-1,i})$ is a codeword of the $[\bar{n}, \bar{d}]$ GRS code with the parity check matrix

$$H = \begin{pmatrix} 1 & 1 & \cdots & 1 \\ \vdots & \vdots & \ddots & \vdots \\ 1 & (\xi^u)^{\bar{n}-\bar{d}-1} & \cdots & (\xi^{(\bar{n}-1)u})^{\bar{n}-\bar{d}-1} \end{pmatrix}. \quad (10)$$

Moreover, $(\sum_{i=0}^{u-l-1} u_i \tilde{c}_{0,i}, \dots, \sum_{i=0}^{u-l-1} u_i \tilde{c}_{\bar{n}-1,i})$ is also a codeword of the $[\bar{n}, \bar{d}]$ GRS code with parity check matrix H . Therefore, the symbol $\sum_{i=0}^{u-l-1} u_i \tilde{c}_{e^*,i}$ can be recovered from the \bar{d} symbols $\{\sum_{i=0}^{u-l-1} u_i \tilde{c}_{e,i} \mid e \in \mathcal{H}\}$ which are downloaded from the helper racks, i.e., $s_e = \sum_{i=0}^{u-l-1} u_i \tilde{c}_{e,i}$. \square

Remark 1. Next we state when $\bar{d} = 0$ and $l \neq 0$. Construction 1 actually defines an $[n, \bar{k}l + \tilde{u}_0]$ optimal LRC. First, the linear system (9) implies $\tilde{c}_{e,i} = 0$ for all $e \in [0, \bar{n}-1]$ and $i \in [0, u-l-1]$ in the case $\bar{d} = 0$. Then by the definition of $\tilde{c}_{e,i}$ in (7) each node can be recovered by the remaining any l nodes in the same rack, i.e., has $(l, u-l+1)$ all-symbol locality. Next we prove achievability of the Singleton-like bound (1). Let d_{\min} be the minimum distance of \mathcal{C} . There are two cases:

- 1) $u \nmid k$. From the Singleton-like bound it has $d_{\min} \leq n - (\bar{k}l + \tilde{u}_0) + 1 - (\lceil \frac{\bar{k}l + \tilde{u}_0}{l} \rceil - 1)(u-l) = n - (\bar{k}u + \tilde{u}_0) + 1$. On the other hand, since \mathcal{C} is a subcode of an $[n, \bar{k}u + \tilde{u}_0]$ GRS code, it follows $d_{\min} \geq n - (\bar{k}u + \tilde{u}_0) + 1$. Thus the Singleton-like bound is met with equality.
- 2) $u \mid k$. For $x \in \mathbb{N}$ define $D(x) = \bar{x}l + \min\{x - \bar{x}u, l\}$ where $\bar{x} = \lfloor \frac{x}{u} \rfloor$. One can check $D(\bar{k}u) = D(\bar{k}u-1)$. Thus in the case $k = \bar{k}u$ we actually build an $(n, k-1, \bar{d}=0)$ MSRR code, i.e., $[n, (\bar{k}-1)u+l]$ GRS code, which turns out to be an $[n, \bar{k}l]$ LRC with $(l, u-l+1)$ locality. From the Singleton-like bound, $d_{\min} \leq n - \bar{k}l + 1 - (\lceil \frac{\bar{k}l}{l} \rceil - 1)(u-l) = n - [(\bar{k}-1)u+l] + 1$. On the other hand, since any $(\bar{k}-1)u+l$ nodes can recover the data file, it has $d_{\min} \geq n - [(\bar{k}-1)u+l] + 1$. Thus resultant $[n, \bar{k}l]$ linear code is an optimal $(l, u-l+1)$ LRC.

That is, in [11] the authors construct optimal (r, δ) LRCs from the generator matrices, while our Construction 1 provides another construction of optimal LRCs from the parity check matrices.

IV. SYSTEMATIC VERSION OF MSRR CODES

For an (n, k) regenerating code, if there exist k nodes that store all data symbols in uncoded form, the code is called systematic and the k nodes are called systematic nodes. In this section, we present a simpler approach to obtain a systematic MSRR code by the appropriate arrangement of the locations of the data symbols in the codeword.

Denote a vector $\mathbf{c} = (c_0, \dots, c_{\bar{n}-1}) \in (F^u)^{\bar{n}}$, where $\mathbf{c}_e = (c_{(e,0)}, \dots, c_{(e,u-1)}) \in F^u$ and $c_{(e,g)}$ is stored in node (e, g) for $e \in [0, \bar{n}-1]$ and $g \in [0, u-1]$. Let $\{s_i\}_{i \in [B]}$ be $B = \bar{k}u + \tilde{u}_0 - (u-l)(\bar{k}-\bar{d})$ data symbols. First, let us review three properties in our construction 1.

- (a) Denote $\tilde{\mathbf{c}}_i = (\tilde{c}_{0,i}, \dots, \tilde{c}_{\bar{n}-1,i})$ where $i \in [0, u-l-1]$ and $\tilde{c}_{e,i}$ is defined in (7). Then $\tilde{\mathbf{c}}_i$'s are all codewords of the $[\bar{n}, \bar{d}]$ GRS code with the parity check matrix H in (10).
- (b) For each $e \in [0, \bar{n}-1]$, if any l symbols $\{c_{(e,g_1)}, \dots, c_{(e,g_l)}\}$ and $\tilde{c}_{e,0}, \dots, \tilde{c}_{e,u-l-1}$ are known, then the remaining $u-l$ symbols $\{c_{(e,g)} \mid g \in [0, u-1]\} \setminus \{c_{(e,g_1)}, \dots, c_{(e,g_l)}\}$ can be computed according to the linear relation given by (7) with the coefficient matrix is an invertible Vandermonde matrix.
- (c) \mathbf{c} is a codeword of an $[n, \bar{k}u + \tilde{u}_0]$ GRS code which satisfies the first $n - (\bar{k}u + \tilde{u}_0)$ parity check equations in (6).

The property (b) is natural according to the definition of $\tilde{c}_{(e,i)}$ in (7). Particularly, one can easily verify that the codeword satisfying the property (a) and (c) are equivalent to satisfying the parity check equations (6). Then, the code which satisfies the above three property has the data reconstruction property and optimal repair property by following the procedure outlined in Section III.

Without loss of generality, let the first $\bar{k}u + \tilde{u}_0 \leq k$ coordinates be systematic. The idea is to determine the redundant symbols of the first $\bar{k}u + \tilde{u}_0$ coordinates from the B data symbols first and then recover the remaining symbols of \mathbf{c} according to the MDS property. First, we place the $B = \bar{k}u + \tilde{u}_0 - (u-l)(\bar{k}-\bar{d}) = \bar{d}u + (\bar{k}-\bar{d})l + \tilde{u}_0$ data symbols into the first $\bar{k}u + \tilde{u}_0$ entries of the codeword $\mathbf{c} \in F^n$. We illustrate the placement in Fig 2.

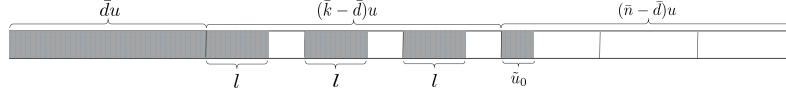


Fig. 2: An illustration of c . The shadowed positions are redundant symbols and the remaining positions are filled up with B data symbols in order.

Next, the codeword c can be encoded by the following Algorithm 1.

Algorithm 1

Defining the systematic MSRR code.

Input: $\{s_i\}_{i \in [B]}$.

Output: An codeword of the systematic MSRR code.

- 1: **Assignment:** Place the B data symbols into the first $\bar{k}u + \tilde{u}_0$ entries of c which is displayed in Fig. 2;
 - 2: **Partial encoding:**
 - 3: **for** $e \in [0, \bar{d} - 1]$ **do**
 - 4: Calculate $\tilde{c}_{e,i}$ for all $i \in [0, u - l - 1]$ according to equation (7);
 - 5: **end for**
 - 6: **for** $e \in [\bar{d}, \bar{k} - 1]$ **do**
 - 7: Calculate $\tilde{c}_{e,i}$ for all $i \in [0, u - l - 1]$ according to property (a);
 - 8: Compute $c_{(e,g)}$ where $g \in [l, u - 1]$ according to property (b);
 - 9: **end for**
 - 10: **Encoding:** Calculate the remaining $c_{(e,g)}$ according to property (c).
-

We give some explanations of Algorithm 1. Actually, Line 1 defines the B entries of c where B data symbols are stored. Line 2-9 determine the redundant symbols of the first $\bar{k}u + \tilde{u}_0$ coordinates according to the property (a) and (b), and then Line 10 recovers the remaining $n - (\bar{k}u + \tilde{u}_0)$ redundant symbols according to the MDS property (i.e., any $\bar{k}u + \tilde{u}_0$ symbols can recover all the information). In particular, for every codeword encoded by algorithm 1, the property (c) can be satisfied according to line 10. Then, we briefly show that the codeword encoded by algorithm 1 satisfies the property (a).

Since the $[\bar{n}, \bar{d}]$ GRS code with parity check matrix H in (10) can be defined by the message polynomial with degree less than \bar{d} . According to line 10 and $\{i + tu \mid i \in [0, u - l - 1], t \in [0, \bar{n} - \bar{k} - 1]\} \subseteq \{0, n - \bar{k}u - \tilde{u}_0 - 1\}$, one can easily verify that \tilde{c}_i is a codeword of an $[\bar{n}, \bar{k}]$ GRS code with the parity check matrix which is composed of the first $\bar{n} - \bar{k}$ rows of H in (10), i.e., the codeword can be defined by the message polynomial with degree less than \bar{k} and the polynomial can be uniquely determined by the first \bar{k} symbols $\{\tilde{c}_{e,i} \mid e \in [0, \bar{k} - 1]\}$. However, according to line 7, the message polynomial further determines that the degree is less than \bar{d} . Thus the property (a) can be obtained.

V. EXPLICIT MBRR CODES FOR $0 < \bar{d} \leq \bar{k}$

Our MBRR codes are built over a finite field F satisfying $u \mid (|F| - 1)$ and $|F| > n$. The codes apply to the scalar case $\beta = 1$. Therefore, the data file to be stored across n nodes is composed of B symbols from F and each node stores \bar{d} symbols.

Suppose $\beta = 1$. According to (5) the MBRR codes have

$$\alpha = \bar{d}, \quad B = (\bar{k}l + \tilde{u}_0)\bar{d} + (u - l)\frac{\bar{d}(\bar{d} + 1)}{2}.$$

Next we describe the construction of MBRR codes with $\beta = 1$.

Define u sets

$$J_i = \begin{cases} \{i + ju \mid j \in [0, \bar{k}]\} & \text{if } 0 \leq i < \tilde{u}_0 \\ \{i + ju \mid t \in [0, \bar{k} - 1]\} & \text{if } \tilde{u}_0 \leq i < l \\ \{i + ju \mid t \in [0, \bar{d} - 1]\} & \text{if } l \leq i < u \end{cases}.$$

Moreover, denote $J = \cup_{j=0}^{u-1} J_j$ which can be rewritten as $J = [0, \bar{k}u + \tilde{u}_0 - 1] \setminus \{i + ju : i \in [l, u - 1], j \in [\bar{d}, \bar{k} - 1]\}$.

Then we write the B symbols of the data file into a $\bar{d} \times [\bar{k}u + \tilde{u}_0 - (u - l)(\bar{k} - \bar{d})]$ matrix $M = (m_{i,j})_{i \in [0, \bar{d} - 1], j \in J}$. Note the columns of M are indexed by the set J . Specifically, let M_i denote the submatrices of M restricted to the columns indexed by J_i respectively. Moreover, M_j for $j \in [l, u - 1]$ is a $\bar{d} \times \bar{d}$ symmetric matrix with the upper-triangular half filled up with $\frac{\bar{d}(\bar{d} + 1)}{2}$ symbols of the data file. As a result, M_l, \dots, M_{u-1} are all $\bar{d} \times \bar{d}$ symmetric matrix containing $(u - l)\frac{\bar{d}(\bar{d} + 1)}{2}$ symbols altogether. The matrix M_j for $j \in [0, \tilde{u}_0 - 1]$ is a $\bar{d} \times (\bar{k} + 1)$ matrix, the matrix M_j for $j \in [\tilde{u}_0, l - 1]$ is a $\bar{d} \times \bar{k}$ matrix, and they contain the remaining $(\bar{k}l + \tilde{u}_0)\bar{d}$ symbols of the data file altogether. The construction of the matrix M is displayed in Fig. 3.

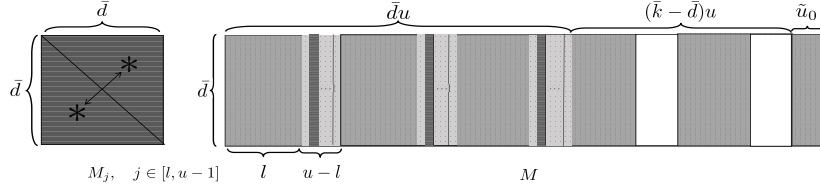


Fig. 3: Construction of the matrix M .

Example 1. Consider the scenario where $n = 15, k = 10, u = 3, \bar{d} = 2, l = 2$ and $\beta = 1$. According to (5) the MBRR codes have

$$\alpha = 2, B = 17.$$

In order to store $B = 17$ source symbols $\{s_i\}_{i=1}^{17}$, we define a 2×9 matrix M as follows:

$$M = \left(\begin{array}{ccc|ccc|ccc} s_1 & s_3 & s_5 & s_7 & s_9 & s_6 & s_{12} & s_{14} & s_{16} \\ s_2 & s_4 & s_6 & s_8 & s_{10} & s_{11} & s_{13} & s_{15} & s_{17} \end{array} \right)$$

where

$$M_2 = \begin{pmatrix} s_5 & s_6 \\ s_6 & s_{11} \end{pmatrix}$$

is a $\bar{d} \times \bar{d}$ (i.e., 2×2) symmetric matrix.

Next, for $i \in [0, \bar{d} - 1]$ define polynomials

$$f_i(x) = \sum_{j \in J} m_{i,j} x^j. \quad (11)$$

Then each codeword of the MBRR code is composed of evaluations of the \bar{d} polynomials at specially chosen points.

Let ξ be a primitive element of F and η be an element of F with multiplicative order u . Note the elements ξ and η are fixed and publicly known. Then denote $\lambda_{(e,g)} = \xi^e \eta^g$ for $e \in [0, \bar{n} - 1], g \in [0, u - 1]$. It follows that $\lambda_{(e,g)} \neq \lambda_{(e',g')}$ for $(e,g) \neq (e',g')$ because $(\eta^{g'-g})^u = 1$ while $(\xi^{e-e'})^u \neq 1$ for $e \neq e' \in [0, \bar{n} - 1]$. That is, we select n distinct points $\lambda_{(e,g)} \in F$, where $(e,g) \in [0, \bar{n} - 1] \times [0, u - 1]$.

Finally we construct a code C by letting the node (e,g) store the \bar{d} symbols: $f_0(\lambda_{(e,g)}), f_1(\lambda_{(e,g)}), \dots, f_{\bar{d}-1}(\lambda_{(e,g)})$. In summary, the code C can be expressed as

$$C = M\Lambda \quad (12)$$

where M is the $\bar{d} \times [\bar{k}u + \tilde{u}_0 - (u - l)(\bar{k} - \bar{d})]$ matrix derived from the data file, $\Lambda = (\lambda_{(e,g)}^j)$ with row index $j \in J$ and column index $(e,g) \in [0, \bar{n} - 1] \times [0, u - 1]$, and C is a $\bar{d} \times n$ code matrix such that each node stores a column of C .

Since all the polynomials defined in (11) have degree at most $\bar{k}u + \tilde{u}_0 - 1 \leq k - 1$, by Lagrange interpolation any k nodes can recover these polynomials whose coefficients form the original data file. Namely, any k nodes can reconstruct the data file.

In the following we prove the code C constructed in (12) satisfies the optimal repair property, i.e., any node erasure can be recovered from any the remaining l nodes in the same rack, as well as \bar{d} helper racks each transferring $\beta = 1$ symbol. In short, the node repair of C relies on the node repair of the product-matrix MBR code [10] and the local repair property within each rack.

Firstly we illustrate the local repair property. For each rack $e \in [0, \bar{n} - 1]$ and $i \in [0, \bar{d} - 1]$, define a polynomial $h_i^{(e)}(x) = \sum_{j=0}^{u-1} h_{i,j}^{(e)} x^j$ where

$$h_{i,j}^{(e)} = \begin{cases} \sum_{t=0}^{\bar{k}} m_{i,tu+j} \cdot \xi^{etu} & \text{if } 0 \leq j < \tilde{u}_0 \\ \sum_{t=0}^{\bar{k}-1} m_{i,tu+j} \cdot \xi^{etu} & \text{if } \tilde{u}_0 \leq j < l \\ \sum_{t=0}^{\bar{d}-1} m_{i,tu+u-1} \cdot \xi^{etu} & \text{if } l \leq j \leq u-1 \end{cases}. \quad (13)$$

Lemma 4. For all $e \in [0, \bar{n} - 1]$ and $i \in [0, \bar{d} - 1]$, it holds $f_i(\lambda_{(e,g)}) = h_i^{(e)}(\lambda_{(e,g)})$ for all $g \in [0, u - 1]$.

Proof. From (11) we have $f_i(\lambda_{(e,g)}) = \sum_{j \in J} m_{i,j} \lambda_{(e,g)}^j$. Next we rearrange the terms of $f_i(\lambda_{(e,g)})$ according to the values of $j \bmod u$ for all $j \in J$. Specifically, denote $j = tu + \nu$ where $\nu = j \bmod u$. Then

$$\begin{aligned} f_i(\lambda_{(e,g)}) &= \sum_{\nu=0}^{\tilde{u}_0-1} \sum_{t=0}^{\bar{k}} m_{i,tu+\nu} \lambda_{(e,g)}^{tu+\nu} + \sum_{\nu=\tilde{u}_0}^{l-1} \sum_{t=0}^{\bar{k}-1} m_{i,tu+\nu} \lambda_{(e,g)}^{tu+\nu} \\ &\quad + \sum_{\nu=l}^{u-1} \sum_{t=0}^{u-1} m_{i,tu+\nu} \lambda_{(e,g)}^{tu+\nu}. \end{aligned}$$

Furthermore, because $\lambda_{(e,g)} = \xi^e \eta^g$ and η has multiplicative order u , it follows $\lambda_{(e,g)}^{tu} = \xi^{etu}$. By the definition in (13), one can easily verify $f_i(\lambda_{(e,g)}) = \sum_{\nu=0}^{u-1} h_{i,\nu}^{(e)} \lambda_{(e,g)}^\nu = h_i^{(e)}(\lambda_{(e,g)})$. \square

Remark 2. Lemma 4 shows that for each rack $e \in [0, \bar{n} - 1]$, when restricted to the u nodes within rack e , the punctured code C_e is actually defined by \bar{d} polynomials of degree at most $u - 1$, i.e., $h_i^{(e)}(x)$, $i \in [0, \bar{d} - 1]$. Suppose node (e^*, g^*) failed. Therefore, one needs to recover $\sum_{j=0}^{u-1} h_{i,j}^{(e^*)} \lambda_{(e^*, g^*)}^j$ for all $i \in [0, \bar{d} - 1]$. If any linear combination of high-order coefficients (i.e., $\sum_{j=l}^{u-1} h_{i,j}^{(e^*)} x_j$) can be known by cross-rack downloads, then the node erasure can be recovered from any l nodes in rack e^* . We call this as the local repair property. Particularly, when $l = u - 1$, the local repair property means that if the leading coefficients of the $h_i^{(e)}(x)$'s are already known, then any node erasure can be recovered from the remaining $u - 1$ nodes in the same rack. The idea of reducing the polynomial degree at each local group to insure the local repair property has been used in constructing locally repairable codes [11]. Here we further extend the idea to constructing linear array codes combining with the product-matrix MBR codes [10] for storing the high-order coefficients in the cross-rack level.

Lemma 5. Consider the high-order coefficients with the degree no less than l of the polynomials $h_i^{(e)}(x)$'s defined in (13). For $e \in [0, \bar{n} - 1]$ and $i \in [l, u - 1]$ denote

$$\mathbf{h}_e^i = (h_{0,i}^{(e)}, h_{1,i}^{(e)}, \dots, h_{\bar{d}-1,i}^{(e)})^\tau \in F^{\bar{d}}.$$

Then $(\mathbf{h}_0^i, \mathbf{h}_1^i, \dots, \mathbf{h}_{\bar{n}-1}^i) = M_i \Phi$ where

$$\Phi = \begin{pmatrix} 1 & 1 & \dots & 1 \\ 1 & \xi^u & \dots & \xi^{(\bar{n}-1)u} \\ \vdots & \vdots & \ddots & \vdots \\ 1 & (\xi^u)^{\bar{d}-1} & \dots & (\xi^{(\bar{n}-1)u})^{\bar{d}-1} \end{pmatrix}. \quad (14)$$

Therefore, $(\mathbf{h}_0^i, \mathbf{h}_1^i, \dots, \mathbf{h}_{\bar{n}-1}^i)$ where $i \in [l, u - 1]$ are all codewords of an $(\bar{n}, \bar{d}, \bar{d})$ MBR code with encoding matrix Φ .

Proof. The proof is directly from the expression in (13) and the product-matrix construction of MBR codes in [10]. \square

Remark 3. Note that $(\sum_{i=l}^{u-1} x_i \mathbf{h}_0^i, \dots, \sum_{i=l}^{u-1} x_i \mathbf{h}_{\bar{n}-1}^i)$ for any $x_l, \dots, x_{u-1} \in F$ is also a codeword of the $(\bar{n}, \bar{d}, \bar{d})$ MBR code with encoding matrix Φ .

Theorem 6. Given the code C constructed in (12), any node erasure can be recovered from any l nodes in the same rack, as well as \bar{d} helper racks each transferring $\beta = 1$ symbol.

In other words, any column of C indexed by (e^*, g^*) can be recovered from the l columns indexed by $\{(e^*, g_1), \dots, (e^*, g_l)\}$ where $0 \leq g_j \leq u - 1$ and $g_j \neq g^*$, and \bar{d} symbols each of which is a linear combination of the entries of the punctured code C_e for \bar{d} helper racks $e \neq e^*$.

Proof. For any failed node (e^*, g^*) and any l nodes $(e^*, g_1), \dots, (e^*, g_l)$ in the same rack. Then the l nodes store

$$(\mathbf{h}_{e^*}^0 \quad \dots \quad \mathbf{h}_{e^*}^{u-1}) \begin{pmatrix} 1 & \dots & 1 \\ \lambda_{(e^*, g_1)} & \dots & \lambda_{(e^*, g_l)} \\ \vdots & \vdots & \vdots \\ \lambda_{(e^*, g_1)}^{u-1} & \dots & \lambda_{(e^*, g_l)}^{u-1} \end{pmatrix}. \quad (15)$$

Multiple

$$\begin{pmatrix} y_0 \\ \vdots \\ y_{l-1} \end{pmatrix} = \begin{pmatrix} 1 & \dots & 1 \\ \vdots & \ddots & \vdots \\ \lambda_{(e^*, g_1)}^{l-1} & \dots & \lambda_{(e^*, g_l)}^{l-1} \end{pmatrix}^{-1} \begin{pmatrix} 1 \\ \lambda_{(e^*, g^*)} \\ \vdots \\ \lambda_{(e^*, g^*)}^{l-1} \end{pmatrix}$$

on (15), one obtains $\sum_{i=0}^{l-1} \lambda_{(e^*, g^*)}^i \mathbf{h}_{e^*}^i + \sum_{i=l}^{u-1} z_i \mathbf{h}_{e^*}^i$ where

$$\begin{pmatrix} z_l \\ \vdots \\ z_{u-1} \end{pmatrix} = \begin{pmatrix} \lambda_{(e^*, g_1)}^l & \dots & \lambda_{(e^*, g_l)}^l \\ \vdots & \ddots & \vdots \\ \lambda_{(e^*, g_1)}^{u-1} & \dots & \lambda_{(e^*, g_l)}^{u-1} \end{pmatrix} \begin{pmatrix} y_0 \\ \vdots \\ y_{l-1} \end{pmatrix}$$

can be uniquely determined by the corresponding l nodes in rack e^* .

For any \bar{d} helper racks $e_1, \dots, e_{\bar{d}} \in [0, \bar{n} - 1] - \{e^*\}$, the MBR code proved in Lemma 5 and Remark 3 implies that $\sum_{i=l}^{u-1} (\lambda_{(e^*, g^*)}^i - z_i) \mathbf{h}_{e^*}^i$ can be recovered from \bar{d} symbols $\lambda_{e^*}^\tau \cdot \sum_{i=l}^{u-1} (\lambda_{(e^*, g^*)}^i - z_i) \mathbf{h}_{e_j}^i$, $1 \leq j \leq \bar{d}$, where $\lambda_{e^*}^\tau = (1, \xi^{e^*u}, (\xi^{e^*u})^2, \dots, (\xi^{e^*u})^{\bar{d}-1})$. \square

VI. SYSTEMATIC VERSION OF MBRR CODES

In this section, we provide a transformation to convert the MBRR code constructed in (12) into a systematic code.

Without loss of generality, let the first $\bar{k}u + \tilde{u}_0 \leq k$ nodes be the systematic nodes. Therefore, the systematic nodes are all the nodes from rack 0 to rack $\bar{k} - 1$ plus \tilde{u}_0 nodes in rack \bar{k} . Denote the B data symbols as s_1, s_2, \dots, s_B . Next we are to define the MBRR encoding map that maps (s_1, \dots, s_B) to a $\bar{d} \times n$ code matrix C such that the first k columns of C contain s_1, \dots, s_B . For simplicity, let $C_{[\bar{k}u + \tilde{u}_0]}$ denote the code matrix C restricted to the first $\bar{k}u + \tilde{u}_0$ columns. Note from (5) we know $B = (\bar{k}u + \tilde{u}_0)\bar{d} - (\bar{k}\bar{d} - \frac{\bar{d}(\bar{d}+1)}{2})(u-l)$ which means $C_{[\bar{k}u + \tilde{u}_0]}$ contain $(\bar{k}\bar{d} - \frac{\bar{d}(\bar{d}+1)}{2})(u-l)$ redundant symbols besides the B data symbols. The idea is to determine the redundant symbols from the B data symbols first and then recover the message matrix \tilde{M} by the data reconstruction property such that $\tilde{M}\Lambda = C$. Thus the systematic encoding map is a composition of $(s_1, \dots, s_B) \rightarrow \tilde{M}$ and $\tilde{M}\Lambda$. Since \tilde{M} has the same structure as displayed in Fig 3, the resulting code is still an MBRR code. The details are given below.

First we place the B data symbols properly into $C_{[\bar{k}u + \tilde{u}_0]}$ except $(\bar{k}\bar{d} - \frac{\bar{d}(\bar{d}+1)}{2})(u-l)$ entries which are for the redundant symbols. Specifically, label the columns of C by $(e, g) \in [0, \bar{n} - 1] \times [0, u - 1]$ and rows by $i \in [0, \bar{d} - 1]$, then the column indexed by $(e, u-1)$ for $e \in [\bar{k} - 1]$ has redundant symbols in its i th row as $i \in [0, \min\{e-1, \bar{d}-1\}]$. The remaining positions are filled up with the data symbols in order. We illustrate the placement in Fig 4.

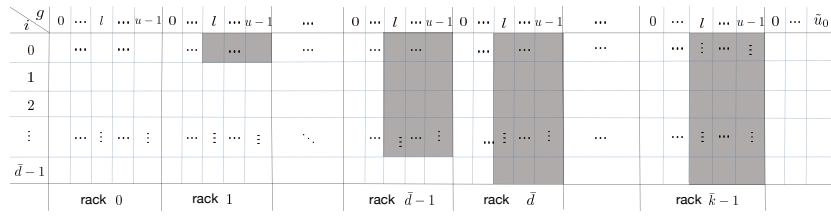


Fig. 4: An illustration of $C_{[\bar{k}u + \tilde{u}_0]}$. The shadowed positions are redundant symbols and the remaining positions are filled up with B data symbols in order.

Next we show the first $\bar{k}u + \tilde{u}_0$ columns of C excluding the undetermined redundant symbols are sufficient to recover a message matrix \tilde{M} such that \tilde{M} has the same structure as displayed in Fig 3 and $\tilde{M}\Lambda = C$. The key step is to recover the symmetric matrix \tilde{M}_j where $j \in [l, u-1]$. By Lemma 4 we know the code symbols in each row within each rack actually coincides with a local polynomial of degree at most $u-1$. Here we denote the local polynomial by $\tilde{h}_i^{(e)}(x)$. From Fig.4 one can see that for $e \in [0, \bar{d}-1]$, rack e has no redundant symbols in its i th row for $i \in [e, \bar{d}-1]$, namely, these rows are already known from the data symbols. As a result, one can interpolate the local polynomials $\tilde{h}_i^{(e)}(x)$ and obtain these coefficients $\tilde{h}_{i,j}^{(e)}$ where $j \in [l, u-1]$. These recovered $\tilde{h}_{i,j}^{(e)}$'s are listed in the right side of (16). Moreover, \tilde{M}_j where $j \in [l, u-1]$ is a $\bar{d} \times \bar{d}$ symmetric matrix. Then by Lemma 5 it has

$$\tilde{M}_j \begin{pmatrix} 1 & 1 & \dots & 1 \\ 1 & \xi^u & \dots & \xi^{(\bar{d}-1)u} \\ \vdots & \vdots & \ddots & \vdots \\ 1 & (\xi^u)^{\bar{d}-1} & \dots & (\xi^{(\bar{d}-1)u})^{\bar{d}-1} \end{pmatrix} = \begin{pmatrix} \tilde{h}_{0,j}^{(0)} & * & \dots & * & * \\ \tilde{h}_{1,j}^{(0)} & \tilde{h}_{1,j}^{(1)} & \dots & * & * \\ \vdots & \vdots & \ddots & \ddots & * \\ \tilde{h}_{\bar{d}-1,j}^{(0)} & \tilde{h}_{\bar{d}-1,j}^{(1)} & \dots & \tilde{h}_{\bar{d}-1,j}^{(\bar{d}-2)} & \tilde{h}_{\bar{d}-1,j}^{(\bar{d}-1)} \end{pmatrix}, \quad \forall j \in [l, u-1], \quad (16)$$

where on the right side of (16) only the high-order coefficients that can be derived from the data symbols by now are written out and entries in the $*$ positions are viewed as unknowns. However, it is enough to recover \tilde{M}_j from the currently known coefficients. First, one can recover the last row of \tilde{M}_j by multiplying the inverse of a $\bar{d} \times \bar{d}$ Vandermonde matrix. Then go to the second row from the bottom of (16). Since \tilde{M}_j is symmetric and its last row has been recovered, there are only $\bar{d}-1$ unknowns in the second row from the bottom of \tilde{M}_j . Accordingly, the known entries in the second row from the bottom of the right side of (16) are enough to recover these unknowns. Continue this process and one can finally recover \tilde{M}_j row by row. Thus we have proved the following theorem.

Theorem 7. *The matrix \tilde{M}_j where $j \in [l, u-1]$ can be uniquely determined by $\{\tilde{h}_{i,j}^{(e)} \mid e \in [0, \bar{d}-1], i \in [e, \bar{d}-1], j \in [l, u-1]\}$. Furthermore, each entry of \tilde{M}_j can be expressed as a linear combination of the B data symbols.*

After recovery of \tilde{M}_j where $j \in [l, u-1]$, we can fill up the matrix on the right side of (16). Thus for rack $e \in [0, \bar{k}-1]$ and for each row $i \in [0, \bar{d}-1]$, we have obtained the high-order coefficients of the local polynomials $\tilde{h}_i^{(e)}(x)$, i.e., $\tilde{h}_{i,j}^{(e)}$'s where $j \in [l, u-1]$. Since all data symbols already cover values of each of these polynomials at l points, one can easily derive the values at the remaining $u-l$ points provided the $u-l$ high-order coefficients are known. Thus all entries of $C_{[\bar{k}u + \tilde{u}_0]}$ have been recovered. Then by the data reconstruction property, one can derive from $C_{[\bar{k}u + \tilde{u}_0]}$ the desired message matrix \tilde{M} . Through the process, we know each entry of \tilde{M} can be expressed as a linear combination of the B data symbols which defines

a preprocess before the product-matrix encoding map in Section V and finally leads to a systematic MBRR code. The above process can be represented by the following algorithm 2.

Algorithm 2

Defining the systematic MBRR code.

Input: $\{s_i\}_{i \in [B]}$.

Output: An codeword of the systematic MBRR code.

- 1: **Assignment:** Define $\bar{d} \times (\bar{k}u + \min\{u_0, l\})$ matrix $\tilde{C}_{[\bar{k}u + \tilde{u}_0]}$, which is composed of B data symbols and some unknowns. It is displayed in Fig. 4. Particularly, each of the first $\bar{k}u + \tilde{u}_0$ nodes stores one column of \tilde{C} which obtains some unknowns;
 - 2: **Partial encoding:**
 - 3: **for** $e \in [0, \bar{d} - 1]$ **do**
 - 4: Compute $\tilde{h}_{i,j}^{(e)}$ where $i \in [e, \bar{d} - 1]$ and $j \in [l, u - 1]$;
 - 5: **end for**
 - 6: Calculate \tilde{M}_j for all $j \in [l, u - 1]$ according to the linear system (16);
 - 7: Calculate the unknowns in $\tilde{C}_{[\bar{k}u + \tilde{u}_0]}$ according to the local repair property;
 - 8: **Encoding:** Calculate the symbols stored in the remaining $n - (\bar{k}u + \tilde{u}_0)$ nodes according to the data reconstruction property.
-

VII. CONCLUSION

In this paper, we study the optimal trade-off between storage and cross-rack repair bandwidth of rack-aware storage system with multiple erasure tolerances. We derive two extreme points with the minimum storage and minimum bandwidth respectively, namely the MSRR codes and MBRR codes. Then, we develop explicit constructions of MSRR codes and MBRR codes for all parameters. The MSRR (MBRR) codes possess the minimum storage (cross-rack repair bandwidth), smallest sub-packetization, and convenient realization based on polynomial interpolation. Moreover, our construction even applies to the case $\bar{d} < \bar{k}$ where the number of helper racks connected for node repair is much less than that needed for the data reconstruction. Although reducing \bar{d} and l (the number of helper nodes within the rack which obtains the failed node) lead to an increment on the storage overhead, this sacrifice is acceptable for properly chosen parameters. For example, set $u=5, \bar{n}=30$ and $n-k=6$. Then $n=150$ and $k=144 = 5 \times 28 + 4$, i.e., $\bar{k} = 28$. Let $\bar{d} = 8$ and $l = 3$, i.e., the rack-aware regenerating codes with $u - l = 2$ erasure tolerance. Thus the $(\bar{n}u, k, \bar{d})$ MSRR (MBRR) code can be built over \mathbb{F}_{2^8} . Moreover, it has $\alpha = 1$ ($= 8$) and $B = 103$ ($= 768$). The storage overhead equals $\frac{n\alpha}{B} \approx 1.46$ (≈ 1.56). Therefore, our code is also a good option for supporting small data chunks in clustered storage systems.

REFERENCES

- [1] A. G. Dimakis, P. B. Godfrey, Y. Wu, M. J. Wainwright, and K. Ramchandran, "Network coding for distributed storage systems," IEEE Trans. Inform. Theory, vol. 56, no. 9, pp. 4539-4551, Sep. 2010.
- [2] H. Hou, P. Lee, K. Shum, and Y. Hu, "Rack-aware regenerating codes for data centers," IEEE Trans. Inform. Theory, vol. 65, no. 8, pp. 4730-4745, Aug. 2019.
- [3] Y. Hu, P. P. C. Lee, and X. Zhang, "Double regenerating codes for hierarchical data centers," in Proc. IEEE International Symposium on Information Theory, pp. 245-249, July 2016.
- [4] Z. Chen, A. Barg, "Explicit constructions of MSR codes for clustered distributed storage: The rack-aware storage model," IEEE Trans. Inform. Theory, vol. 66, no. 2, pp. 886-899, Feb. 2020.
- [5] M. Ye, A. Barg, "Explicit constructions of high rate MDS array codes with optimal repair bandwidth," IEEE Trans. Inform. Theory, vol. 63, no. 4, pp. 2001-2014, Apr. 2017.
- [6] H. Hou, P. Lee, and Y. Han, "Minimum Storage Rack-Aware Regenerating Codes with Exact Repair and Small Sub-Packetization," in Proc. IEEE International Symposium on Information Theory, pp. 554-559, June 2020.
- [7] N. Prakash, Vitaly Abdrashitov, Muriel Médard, "The Storage Versus Repair-Bandwidth Trade-off for Clustered Storage Systems," IEEE Trans. Inf. Theory, vol. 64, no. 8, pp. 5783-5805, Aug. 2018.
- [8] J. -y. Sohn, B. Choi, S. W. Yoon and J. Moon, "Capacity of Clustered Distributed Storage," IEEE Trans. Inform. Theory, vol. 65, no. 1, pp. 81-107, Jan. 2019.
- [9] J. -y. Sohn, B. Choi, and J. Moon, "Explicit Constructions of MBR and MSR Codes for Clustered Distributed Storage," arXiv:1801.02287v4, 2019.
- [10] K. V. Rashmi, N. B. Shah, and P. V. Kumar, "Optimal exact-regenerating codes for distributed storage at the MSR and MBR points via a product-matrix construction," IEEE Trans. Inform. Theory, vol. 57, no. 8, pp. 5227-5239, Aug. 2011.
- [11] I. Tamo, A. Barg, "A family of optimal locally recoverable codes," IEEE Trans. Inform. Theory, vol. 60, no. 8, pp. 4661-4676, Aug. 2014.
- [12] P. Gopalan, C. Huang, H. Simitci, and S. Yekhanin, "On the locality of codeword symbols," IEEE Trans. Inform. Theory, vol. 58, no. 11, pp. 6915-6934, Nov. 2012.
- [13] N. Prakash, G. M. Kamath, V. Lalitha, and P. V. Kumar, "Optimal linear codes with a local-error-correction property," IEEE Trans. Inf. Theory, vol. 58, no. 11, pp. 6925-6934, Nov. 2012.
- [14] R. Bhagwan, K. Tati, Y. Cheng, S. Savage, and G. M. Voelker, "Total recall: System support for automated availability management," in Proc. NSDI, vol. 4, pp. 337-350, Mar. 2004.
- [15] K. W. Shum, and Y. Hu "Cooperative regenerating codes," IEEE Trans. Inform. Theory, vol. 59, no. 11, pp. 7229-7258, Nov. 2013.
- [16] Z. Zhang, L. Zhou, "Rack-aware regenerating codes with fewer helper racks," arXiv:2101.08738, 2021.
- [17] L. Zhou, Z. Zhang, "Explicit Construction of Minimum Bandwidth Rack-Aware Regenerating Codes," arXiv:2103.01533, 2021.

- [18] L. Zhou, Z. Zhang, "Explicit Construction of Minimum Storage Rack-Aware Regenerating Codes for All Parameters," in Proc. IEEE Information Theory Workshop, pp. 46-50, 2020.
- [19] S. Gupta, V. Lalitha, "Rack-Aware Cooperative Regenerating Codes," in Proc. International Symposium on Information Theory and Its Application, PP. 264-268, 2020.
- [20] R. W. Yeung, "Information Theory and Network Coding," Norwell, MA, USA: Springer, 2008.