

Tempered Stable Autoregressive Models

Niharika Bhootna^a, Arun Kumar^{a*}

^a *Department of Mathematics, Indian Institute of Technology Ropar, Rupnagar, Punjab - 140001, India*

* *Correspondence: arun.kumar@iitrpr.ac.in*

Abstract

In this article, we introduce and study a one sided tempered stable autoregressive (TAR) process. Under the assumption of stationarity of the model, the marginal probability density function of the error term is found. It is shown that the distribution of error is infinitely divisible. Parameter estimation of the introduced TAR process is done by adopting the conditional least square and moments based approach and the performance of the proposed methods is shown on simulated data. Our model generalize the inverse Gaussian and one-sided stable autoregressive models.

Key Words: Positive tempered stable distribution, autoregressive time-series model, complex inversion of Laplace transforms, estimation, infinite divisibility.

1 Introduction

Autoregressive processes serves as an eminent approach of modelling among different time-series methods. Many real life time-series data exhibits autoregressive behaviour. Classical autoregressive time series models are based on the assumption of normality of the innovation term. However, this assumption may not be true for all the real life scenarios. Many real life time series probability distributions display heavy-tailed behaviour or semi-heavy tailed behaviour. Semi-heavy tailed pdf are those where tails are heavier than the Gaussian and lighter than the power law, see e.g. Omey et al. (2018). It is well known that series of counts, proportions, binary outcomes or non-negative observations are some examples of non-normal real life time-series data (see Grunwald et al. 1996). The autoregressive model of order 1 denoted by AR(1) is a simple, useful and interpretable model in a wide range of real life applications. Several AR(1) model with different marginal distributions are considered in literature. For example, Gaver and Lewis (1980) considered linear additive first-order autoregressive scheme with gamma distributed marginals. The authors shows that error distribution is same as the distribution of a non-negative random variable which has a point mass at 0 and which is exponential if positive (see Gaver and Lewis, 1980). A more general exponential ARMA(p, q) model called EARMA(p, q) is considered in Lawrance and Lewis (1980). A second order autoregressive model is considered in Dewald and Lewis (1985), where Laplace distributed marginals are considered. Abraham and Balakrishna (1999) considered inverse Gaussian autoregressive model where the marginals are inverse Gaussian distributed. The authors shows that after fixing a parameter of the inverse Gaussian to 0 the error term is also inverse Gaussian distributed.

In this paper, we consider tempered stable autoregressive model of order 1 and denote it by TAR. This model generalizes the work discussed in Abraham and Balakrishna (1999) since one parameter inverse Gaussian (also called Lévy distribution) is a particular case of the one sided tempered stable distribution. We derive the explicit form of the error density. Further, we show that if the AR(1) series marginals are stable distributed the error is also stable distributed with some scaling. A step-by-step procedure of the estimation of the parameters of the proposed model is given. The rest of the paper is organized as follows: Section 2 define the TAR model and the explicit form of the density of the error term is obtained in this section. In Section 3, the estimation procedure of the parameters of the introduced model is given based on method of moments and conditional least square. The Section 4 deals with the simulation study where efficacy of the estimation procedure is discussed based on simulated data.

2 Tempered Stable Autoregressive Processes

In this section, we introduce the tempered stable autoregressive model and discuss the main properties. Consider an autoregressive process of order 1, defined as:

$$X_n = \rho X_{n-1} + \epsilon_n, \quad (2.1)$$

where $|\rho| < 1$ and $\{\epsilon_n, n \geq 1\}$ is sequence of i.i.d. random variables. Assuming marginals X_n 's to be stationary positive tempered stable distributed. Then there exist a distribution of ϵ_n 's. The class of stable distributions is denoted by $Stable(\beta, \nu, \mu, \sigma)$, with parameter $\beta \in (0, 2]$ is the stability index, $\nu \in [-1, 1]$ is the skewness parameter, $\mu \in \mathbb{R}$ is the location parameter and $\sigma > 0$ is the shape parameter. The stable class probability density functions do not possess closed form except for three cases (Gaussian, Cauchy, and Lévy). Generally stable distributions are represented in terms of their characteristic functions or Laplace transforms. Stable distributions are infinitely divisible. The one-sided stable random variable S has following Laplace transform (see Samorodnitsky and Taqqu, 1994)

$$\mathbb{E}(e^{-sS}) = e^{-s^\beta}, \quad s > 0, \beta \in (0, 1). \quad (2.2)$$

The right tail of the S behaves (see e.g. Samorodnitsky and Taqqu, 1994)

$$\mathbb{P}(S > x) \sim \frac{x^{-\beta}}{\Gamma(1 - \beta)}, \quad \text{as } x \rightarrow \infty. \quad (2.3)$$

Next, we introduce the positive tempered stable distribution. The positive tempered stable random variable T with tempering parameter $\lambda > 0$ and stability index $\beta \in (0, 1)$, has the Laplace transform (LT) (see e.g. Meerschaert et al. 2013; Kumar and Vellaisamy, 2011)

$$\mathbb{E}(e^{-sT}) = e^{-((s+\lambda)^\beta - \lambda^\beta)}. \quad (2.4)$$

Note that tempered stable distributions are obtained by exponential tempering in the distributions of α -stable distributions (see Rosinski, 2007). The advantage of tempered stable distribution over an

α -stable distribution is that it has moments of all order and its density is also infinitely divisible. The probability density function for T is given by

$$f_{\beta,\lambda}(x) = e^{-\lambda x + \lambda^\beta} f_\beta(x), \quad \lambda > 0, \beta \in (0, 1), \quad (2.5)$$

where $f_\beta(x)$ is the PDF of an α -stable distribution (Uchaikin and Zolotarev, 1999). The tail probability of tempered stable distribution has the following asymptotic behavior

$$\mathbb{P}(T > x) \sim c_{\beta,\lambda} \frac{e^{-\lambda x}}{x^\beta}, \quad \text{as } x \rightarrow \infty, \quad (2.6)$$

where $c_{\beta,\lambda} = \frac{1}{\beta\pi} \Gamma(1 + \beta) \sin(\pi\beta) e^{\lambda^\beta}$. The first two moments of tempered stable distribution are given by

$$\mathbb{E}(T) = \beta \lambda^{\beta-1}, \quad \mathbb{E}(T)^2 = \beta(1 - \beta) \lambda^{\beta-2} + (\beta \lambda^{\beta-1})^2. \quad (2.7)$$

A pdf $u(x)$ is called a semi-heavy tailed pdf if

$$u(x) \sim e^{-cx} v(x), \quad c > 0,$$

where v is a regularly varying function (see e.g. Omeya et al. 2018). Recall that a positive function v is regularly varying with index ν if

$$\lim_{x \rightarrow \infty} \frac{v(dx)}{v(x)} = d^\nu, \quad d > 0.$$

Using (2.6), it is straight forward to show that

$$f_{\beta,\lambda}(x) \sim \lambda c_{\beta,\lambda} x^{-\beta} e^{-\lambda x}, \quad \text{as } x \rightarrow \infty,$$

and hence the tempered stable density function is semi-heavy tailed.

If each X_n in (2.1) is positive tempered stable then the Laplace Transform of X_n is given by

$$\Phi_{X_n}(s) = \mathbb{E}(\exp(-sX_n)) = \mathbb{E}(\exp(-s(\rho X_{n-1} + \epsilon_n))) = \Phi_{X_{n-1}}(s) \Phi_{\epsilon_n}(s). \quad (2.8)$$

Assuming X_n 's to be stationary distributed, it follows

$$\Phi_X(s) = \exp\{-((\lambda + s)^\beta - \lambda^\beta)\}, \quad \lambda > 0, \beta \in (0, 1), \quad (2.9)$$

and

$$\Phi_X(\rho s) = \exp\{-((\lambda + \rho s)^\beta - \lambda^\beta)\}, \quad \lambda > 0, \beta \in (0, 1). \quad (2.10)$$

Using (2.8)

$$\Phi_X(s) = \Phi_\epsilon(s) \Phi_X(\rho s), \quad (2.11)$$

which implies

$$\Phi_\epsilon(s) = \frac{\Phi_X(s)}{\Phi_X(\rho s)}. \quad (2.12)$$

Putting values from (2.9) and (2.10), yields

$$\Phi_\epsilon(s) = \exp\{(\rho s + \lambda)^\beta - (s + \lambda)^\beta\}. \quad (2.13)$$

Remark 2.1. For $\lambda = 0$ in (2.13), we have $\Phi_\epsilon(s) = e^{-(1-\rho^\beta)s^\beta}$, which is the Laplace transform of a positive stable random variable $(1 - \rho^\beta)^{1/\beta}S$. Hence, it shows that the if the AR(1) series is stable the error term is also stable.

Proposition 2.1. The error distribution with Laplace transform (2.13) is infinitely divisible.

Proof. By Feller (1971), a pdf $f(x)$, $x \geq 0$ is infinitely divisible iff its Laplace transform is of the form $F(s) = e^{-\phi(s)}$, $s > 0$ where $\phi(s)$ has a completely monotone derivative. Further, a function $\psi(\cdot)$ is completely monotone if it possesses derivatives $\psi^{(n)}(\cdot)$ of all orders and $(-1)^n \psi^{(n)}(s) \geq 0$, $s > 0$, $n = 0, 1, \dots$ (see e.g. Feller 1971, p. 439). For $\Phi_\epsilon(s)$, we have $\phi(s) = (s + \lambda)^\beta - (\rho s + \lambda)^\beta$ which gives $\phi'(s) = \beta(s + \lambda)^{\beta-1} - \beta\rho(\rho s + \lambda)^{\beta-1}$. Consider $\psi(s) = (s + \lambda)^{\beta-1}$, which yields to $\psi^{(n)}(s) = (\beta - 1)(\beta - 2)\dots(\beta - n)(s + \lambda)^{\beta-n-1}$. Thus $(-1)^n \psi^{(n)}(s) \geq 0$, $n = 0, 1, 2, \dots$. Similarly, we can show that $(\rho s + \lambda)^{\beta-1}$ is completely monotone. Moreover, the difference of two completely monotone functions is also completely monotone, which completes the proof. \square

Next, we provide the explicit form of the pdf of the error term using complex inversion formula, which generalize the corresponding results in Abraham and Balakrishna (1999).

Theorem 2.1. For the stationary tempered stable autoregressive model defined in (2.1) with Laplace transform defined as

$$\mathbb{E}(e^{-sX_n}) = e^{-((s+\lambda)^\beta - \lambda^\beta)}, \quad (2.14)$$

the pdf of the innovation term has following integral form

$$\begin{aligned} g(x) &= \frac{1}{2\pi i} \int_0^\infty \left(e^{-\lambda x/\rho} e^{-wx} e^{\rho^\beta w^\beta} e^{\iota\pi\beta} - (we^{\iota\pi} + \lambda - \lambda/\rho)^\beta - e^{-\lambda x/\rho} e^{-wx} e^{\rho^\beta w^\beta} e^{-\iota\pi\beta} - (we^{-\iota\pi} + \lambda - \lambda/\rho)^\beta \right) dw \\ &+ \frac{1}{2\pi i} \int_0^{(\lambda/\rho) - \lambda} \left(e^{-\lambda x} e^{-wx} e^{(-\lambda\rho + \rho we^{\iota\pi} + \lambda)^\beta - (we^{\iota\pi})^\beta} - e^{-\lambda x} e^{-wx} e^{(-\lambda\rho + \rho we^{-\iota\pi} + \lambda)^\beta - (we^{-\iota\pi})^\beta} \right) dw, \end{aligned} \quad (2.15)$$

where $\lambda > 0$ and $\beta \in (0, 1)$.

Proof. Inverse Laplace transform corresponding to $\Phi_\epsilon(s)$ provides the density of innovation term. The density for innovation can be computed using complex inversion formula for Laplace transform given by

$$g(x) = \frac{1}{2\pi i} \int_{x_0 - i\infty}^{x_0 + i\infty} e^{sx} \Phi_\epsilon(s) ds, \quad (2.16)$$

where point $x_0 > a$ for some a is taken in such a way that the integrand is analytic for $\mathcal{R}e(s) > a$. Note that the integrand $e^{sx} \Phi_\epsilon(s)$ is an exponential function which is analytic in whole complex plane. However, due to fractional power in the exponent the integrand $e^{sx} \Phi_\epsilon(s)$ has branch points at $s = -\lambda$ and $s = -\lambda/\rho$. Thus we take a branch cut along the non-positive real axis and consider a (single-valued) analytic branch of the integrand. To calculate (2.16), consider a closed double-key-hole contour C : ABCDEFGHJJA (Fig. 1) with branch points at $O = (-\lambda, 0)$ and $O' = (-\lambda/\rho, 0)$. The contour

consists of following segments: AB and IJ are arcs of radius R , BC, DE, FG and HI are line segment parallel to x -axis, CD, EF and GH are arcs of circles with radius r and JA is the line segment from $x_0 - iy$ to $x_0 + iy$ (see Fig. 1). The integrand is analytic within and on the contour C so that by Cauchy's residue theorem (see e.g. Schiff, 1999)

$$\frac{1}{2\pi i} \int_C e^{sx} \Phi_\epsilon(s) ds = 0. \quad (2.17)$$

Using (Lemma 4.1 Schiff, 1999, p. 154), the integral on circular arcs AB and IJ tend to 0 as $R \rightarrow \infty$.

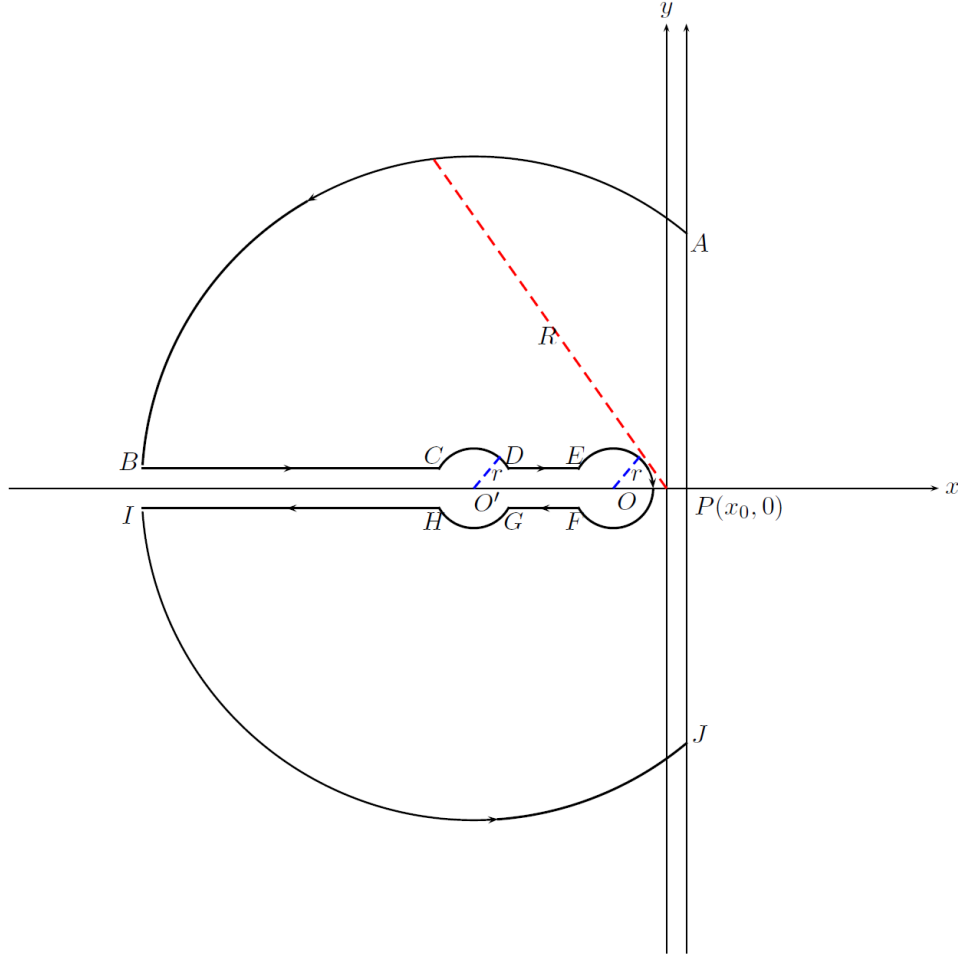


Figure 1: The double key hole contour

The integral over CD, EF and GH are also zero as r goes to infinity. Thus, as $r \rightarrow 0$ and $R \rightarrow \infty$, we have

$$\begin{aligned} \frac{1}{2\pi i} \int_{x_0 - i\infty}^{x_0 + i\infty} e^{sx} \Phi_\epsilon(s) ds &= -\frac{1}{2\pi i} \int_{BC} e^{sx} \Phi_\epsilon(s) ds - \frac{1}{2\pi i} \int_{DE} e^{sx} \Phi_\epsilon(s) ds \\ &\quad - \frac{1}{2\pi i} \int_{FG} e^{sx} \Phi_\epsilon(s) ds - \int_{HI} e^{sx} \Phi_\epsilon(s) ds. \end{aligned} \quad (2.18)$$

Along BC , put $s = -\frac{\lambda}{\rho} + we^{\iota\pi}$, which implies $ds = -dw$, and hence

$$\int_{BC} e^{sx} \exp((\rho s + \lambda)^\beta - (s + \lambda)^\beta) ds = \int_r^{R-\lambda/\rho} e^{-\lambda x/\rho} e^{-wx} e^{\rho^\beta w^\beta e^{\iota\pi\beta} - (we^{\iota\pi} + \lambda - \lambda/\rho)^\beta} dw. \quad (2.19)$$

Along HI , $s = -\frac{\lambda}{\rho} + we^{-\iota\pi}$ and $ds = -dw$

$$\int_{HI} e^{sx} \exp((\rho s + \lambda)^\beta - (s + \lambda)^\beta) ds = - \int_r^{R-\lambda/\rho} e^{-\lambda x/\rho} e^{-wx} e^{\rho^\beta w^\beta e^{-\iota\pi\beta} - (we^{-\iota\pi} + \lambda - \lambda/\rho)^\beta} dw. \quad (2.20)$$

Along DE , $s = -\lambda + we^{\iota\pi}$ and $ds = -dw$

$$\int_{DE} e^{sx} \exp((\rho s + \lambda)^\beta - (s + \lambda)^\beta) ds = \int_r^{-r+(\lambda/\rho)-\lambda} e^{-\lambda x} e^{-wx} e^{(-\lambda\rho + \rho we^{\iota\pi} + \lambda)^\beta - (we^{\iota\pi})^\beta} dw. \quad (2.21)$$

Along FG , $s = -\lambda + we^{-\iota\pi}$ and $ds = -dw$

$$\int_{DE} e^{sx} \exp((\rho s + \lambda)^\beta - (s + \lambda)^\beta) ds = - \int_r^{-r+(\lambda/\rho)-\lambda} e^{-\lambda x} e^{-wx} e^{(-\lambda\rho + \rho we^{-\iota\pi} + \lambda)^\beta - (we^{-\iota\pi})^\beta} dw \quad (2.22)$$

Substituting (2.19), (2.20), (2.21) and (2.22) in (2.18), the result follows as $r \rightarrow 0$ and $R \rightarrow \infty$. \square

Remark 2.2. For the special case $\lambda = 0$ and $\beta = \frac{1}{2}$, (2.15) reduces to

$$g(x) = \left(\frac{1 - \sqrt{\rho}}{\sqrt{2}} \right) \left(\frac{1}{2\pi x^3} \right)^{1/2} \exp \left(\frac{(1 - \sqrt{\rho})^2}{4x} \right), \quad |\rho| < 1, \quad (2.23)$$

and is called Lévy probability density function see Applebaum (2004), which is a special case of the inverse Gaussian density. Abraham and Balakrishna (1999) show that if the inverse Gaussian autoregressive model is stationary the error term is also inverse Gaussian distributed. Our results complement their findings.

Remark 2.3. For $\lambda = 0$, the error density function in (2.15) reduces to

$$g(x) = \frac{1}{\pi} \int_0^\infty e^{-wx} e^{w^\beta (1-\rho^\beta) \cos(\pi\beta)} \sin \left(w^\beta (1-\rho^\beta) \sin(\pi\beta) \right), \quad x > 0. \quad (2.24)$$

Proposition 2.2. For $\lambda = 0$ the innovation term has the following fractional q th order moment

$$\mathbb{E}(\epsilon^q) = \frac{\Gamma(1 - q/\beta)}{\Gamma(1 - q)} (1 - \rho^\beta)^{q/\beta}, \quad 0 < q < \beta < 1. \quad (2.25)$$

Proof. For a positive random variable X with a Laplace transform $\phi(s)$, and for $p > 0$, it follows

$$\begin{aligned} \int_0^\infty \frac{d^n}{ds^n} [\phi(s)] s^{p-1} &= \int_0^\infty \frac{d^n}{ds^n} [\mathbb{E}e^{-sX}] s^{p-1} ds = \mathbb{E} \int_0^\infty \frac{d^n}{ds^n} [e^{-sX}] s^{p-1} ds \\ &= (-1)^n \mathbb{E} \left[\int_0^\infty X^n e^{-uX} u^{p-1} ds \right] = (-1)^n \Gamma(p) \mathbb{E}(X^{n-p}). \end{aligned}$$

Thus for $q \in (n-1, n)$, for an integer n , we have

$$\mathbb{E}(X^q) = \frac{(-1)^n}{\Gamma(n-q)} \int_0^\infty \frac{d^n}{ds^n} [\phi(s)] s^{n-q-1} ds.$$

Using the relationship for $q \in (0, 1)$, it follows

$$\begin{aligned} \mathbb{E}(\epsilon^q) &= \frac{-1}{\Gamma(1-q)} \int_0^\infty \frac{d}{ds} \left[e^{(\rho s + \lambda)^\beta - (s + \lambda)^\beta} \right] s^{-q} ds \\ &= \frac{1}{\Gamma(1-q)} \int_0^\infty e^{(\rho s + \lambda)^\beta - (s + \lambda)^\beta} \left((s + \lambda)^{\beta-1} - \rho\beta(\rho s + \lambda)^{\beta-1} \right) s^{-q} ds, \end{aligned}$$

which gives the q th order fractional moment of the innovation term. For $\lambda = 0$, it can be written in the explicit form as follows

$$\begin{aligned} \mathbb{E}(\epsilon^q) &= \frac{1}{\Gamma(1-q)} \int_0^\infty e^{-(1-\rho^\beta)s^\beta} s^{\beta-q-1} \beta(1-\rho^\beta) ds \\ &= \frac{1}{\Gamma(1-q)} \int_0^\infty e^{-(1-\rho^\beta)u} u^{-q/\beta} (1-\rho^\beta) du \quad (\text{put } s^\beta = u) \\ &= \frac{(1-\rho^\beta)}{\Gamma(1-q)} \frac{\Gamma(1-q/\beta)}{(1-\rho^\beta)^{(1-q/\beta)}} = \frac{\Gamma(1-q/\beta)}{\Gamma(1-q)} (1-\rho^\beta)^{q/\beta}, \quad 0 < q < \beta. \end{aligned}$$

□

Proposition 2.3. *For the stationary TAR model defined in (2.1) the autocorrelation for r th lag ρ_r has the following recursive form*

$$\rho_r = \rho^r. \quad (2.26)$$

Proof. For the given TAR process $X_n = \rho X_{n-1} + \epsilon_n$, multiplying both the side by X_{n-r} , we get

$$X_n X_{n-r} = \rho X_{n-1} X_{n-r} + \epsilon_n X_{n-r}. \quad (2.27)$$

Here X_n is independent of ϵ_j for $j > n$. Taking expectation on both the sides, yields

$$\mathbb{E}(X_n X_{n-r}) = \rho \mathbb{E}(X_{n-1} X_{n-r}) + \mathbb{E}(\epsilon_n X_{n-r}),$$

which gives

$$\begin{aligned} \mathbb{E}(X_n X_{n-r}) - \mathbb{E}(X_n) \mathbb{E}(X_{n-r}) &= \rho \mathbb{E}(X_{n-1} X_{n-r}) - \rho \mathbb{E}(X_{n-1}) \mathbb{E}(X_{n-r}) + \rho \mathbb{E}(X_{n-1}) \mathbb{E}(X_{n-r}) \\ &\quad - \mathbb{E}(X_n) \mathbb{E}(X_{n-r}) + \mathbb{E}(\epsilon_n) \mathbb{E}(X_{n-r}). \end{aligned}$$

Thus,

$$\begin{aligned} \text{Cov}(X_n, X_{n-r}) &= \rho \text{Cov}(X_{n-1}, X_{n-r}) + \mathbb{E}(X_{n-1}) \mathbb{E}(X_{n-r}) (\rho - 1) + \mathbb{E}(\epsilon_n) \mathbb{E}(X_{n-r}) \\ &= \rho \text{Cov}(X_{n-1}, X_{n-r}) + \mathbb{E}(X_{n-r}) (\mathbb{E}(X_n) (\rho - 1) + \mathbb{E}(\epsilon_n)). \end{aligned}$$

Since $\mathbb{E}(\epsilon_n) = (1 - \rho)\beta\lambda^{\beta-1}$ and $\mathbb{E}(X_n) = \beta\lambda^{\beta-1}$, it follows

$$\begin{aligned}\text{Cov}(X_n, X_{n-r}) &= \rho\text{Cov}(X_{n-1}, X_{n-r}) + \mathbb{E}(X_{n-r})(\beta\lambda^{\beta-1}(\rho - 1) + (1 - \rho)\beta\lambda^{\beta-1}) \\ &= \rho\text{Cov}(X_{n-1}, X_{n-r}).\end{aligned}$$

Dividing both side by $\sqrt{\text{Var}(X_n)\text{Var}(X_{n-r})}$, yields

$$\frac{\text{Cov}(X_n X_{n-r})}{\sqrt{\text{Var}(X_n)\text{Var}(X_{n-r})}} = \frac{\text{Cov}(X_{n-1} X_{n-r})}{\sqrt{\text{Var}(X_{n-1})\text{Var}(X_{n-r})}},$$

Using, $\text{Var}(X_n) = \text{Var}(X_{n-1}) = \text{Var}(X_{n-r})$, leads to

$$\rho_r = \rho\rho_{r-1} \implies \rho_r = \rho^r,$$

since $\rho_0 = 1$ and $\rho_1 = \rho$.

□

3 Parameter Estimation

In this section, we discuss the estimation procedure of the parameters of the tempered stable autoregressive model. We consider conditional least square and moments based estimation methods.

Parameter estimation by conditional least square: The conditional least square method provides a straightforward procedure to estimate the parameters for dependent observations by minimizing the sum of square of deviations about conditional expectation, see e.g. Klimko and Nelson (1978) To estimate the parameter ρ of process (2.1) the conditional least square (CLS) method is used. The CLS estimator of parameter vector $\theta = (\rho, \lambda, \beta)$ is obtained by minimizing

$$Q_n(\theta) = \sum_{i=1}^n [X_{i+1} - \mathbb{E}(X_{i+1}|X_i, X_{i-1}, \dots, X_1)]^2, \quad (3.28)$$

with respect to θ . For an AR(1) sequence due to Markovian property

$$\mathbb{E}(X_{i+1}|X_i, X_{i-1}, \dots, X_1) = \mathbb{E}(X_{i+1}|X_i), \quad (3.29)$$

which yields

$$\mathbb{E}(X_{i+1}|X_i) = \rho X_i + \mathbb{E}(\epsilon_i). \quad (3.30)$$

To calculate the first moment of error term, taking $\left. \frac{d\epsilon_i}{ds} \right|_{s=0}$, gives

$$\mathbb{E}(\epsilon_i) = \beta\lambda^{\beta-1}(1 - \rho). \quad (3.31)$$

Using the equations (3.28), (3.30) and (3.31) we can write

$$Q_n(\theta) = \sum_{i=1}^n \left[X_{i+1} - \rho X_i - (\rho - 1)\beta\lambda^{\beta-1} \right]^2. \quad (3.32)$$

Minimising (3.32) w.r.t ρ, β , and λ gives the following estimate for ρ and an estimating equation for β and λ .

$$\hat{\rho} = \frac{\sum_{i=1}^n (X_i - \bar{X})(X_{i+1} - \bar{X})}{\sum_{i=1}^n (X_i - \bar{X})^2}, \quad (3.33)$$

and

$$\beta\lambda^{\beta-1} = \frac{\sum_{i=1}^n (X_{i+1} - \hat{\rho}X_i)}{n(1 - \hat{\rho})}. \quad (3.34)$$

The estimate $\hat{\rho}$ can be easily calculated from the observed sample using (3.33). However, some numerical method which minimizes the squared difference between left and right hand sides is required to estimate β and λ from (3.34).

Moments based estimation: The parameters of positive tempered stable distribution cannot be estimated by classical maximum likelihood estimation method due to non availability of closed form probability density function. Also the CLS estimator provides an estimate for ρ only. Here we use method of moments to estimate the parameters β and λ . The general idea used by Pearson (1894) is, the moments of the PDF about the origin are equal to the corresponding moments of the sample data. In case of TAR process moments for innovation distribution can be extracted using the corresponding Laplace Transform as the density (2.15) is in complex form. The idea is to apply the method of moments on the error sample which can be easily obtained from the original series by first estimating the ρ using CLS method. The k th order moment can be extracted from taking k th derivative of Laplace transform as follows for the innovation term.

$$\mathbb{E}[\epsilon^k] = (-1)^k \frac{d^k}{ds^k} \phi_\epsilon(s), \quad k \in \mathbb{N}.$$

Using the Laplace Transform defined in (2.13), we have

$$\mathbb{E}(\epsilon_i) = \left. \frac{d}{ds} \phi_\epsilon(s) \right|_{s=0} = \beta\lambda^{\beta-1}(1 - \rho). \quad (3.35)$$

$$\mathbb{E}(\epsilon_i^2) = \left. \frac{d^2}{ds^2} \phi_\epsilon(s) \right|_{s=0} = (\beta\lambda^{\beta-1}(\rho - 1))^2 + \beta(\beta - 1)\lambda^{\beta-2}(\rho^2 - 1). \quad (3.36)$$

The sample estimates for $\mathbb{E}(\epsilon_i)$ and $\mathbb{E}(\epsilon_i^2)$ are given by

$$m_1 = \frac{\sum_{i=1}^n \epsilon_i}{n} = \frac{\sum_{i=1}^n (X_{i+1} - \rho X_i)}{n} \quad (3.37)$$

$$m_2 = \frac{\sum_{i=1}^n \epsilon_i^2}{n} = \frac{\sum_{i=1}^n (X_{i+1} - \rho X_i)^2}{n}. \quad (3.38)$$

Letting, $z = \frac{\sum_{i=1}^n (X_{i+1} - \rho X_i)}{n}$ and $r = \frac{\sum_{i=1}^n (X_{i+1} - \rho X_i)^2}{n}$ and using (3.35), (3.36), (3.37) and (3.38) we get the following relations

$$\beta\lambda^{\beta-1} = \frac{z}{1-\rho}, \quad \beta = 1 + \frac{(z^2 - r)\lambda}{z(1+\rho)}. \quad (3.39)$$

After some manipulation, the above two equations leads to following nonlinear equations

$$\begin{aligned} \beta \left(\frac{\beta-1}{d} \right)^{(\beta-1)} - \left(\frac{z}{1-\rho} \right) &= 0 \\ (1+d\lambda)\lambda^{d\lambda} - \left(\frac{z}{1-\rho} \right) &= 0 \end{aligned}$$

We use sequential least square optimization technique (SLSQP) to solve these equations, which gives the estimates for β and λ . SLSQP is a iterative method to optimize a nonlinear model.

Parameter estimation by tail index: The parameter estimation for the case $\lambda = 0$ (corresponding density given by (2.24)) is done by using the right tail behaviour of S for the TAR process. For the TAR process we have a positive stable random variable $(1 - \rho^\beta)^{1/\beta}S$ with corresponding Laplace transform $e^{-(1-\rho^\beta)s^\beta}$. Using (2.3), it follows

$$\mathbb{P}((1 - \rho^\beta)^{1/\beta}S > x) = \mathbb{P}(S > (1 - \rho^\beta)^{-1/\beta}x) \sim \frac{((1 - \rho^\beta)^{-1/\beta}x)^{-\beta}}{\Gamma(1 - \beta)}, \text{ as } x \rightarrow \infty. \quad (3.40)$$

Taking log on both sides of (3.40) and replacing $\mathbb{P}(S > (1 - \rho^\beta)^{-1/\beta}x) = G_\epsilon(x)$, where $G_\epsilon(x)$ represents the empirical tail for ϵ , we get

$$\log(G_\epsilon(x)) = -\beta \log(x) + \log(1 - \rho^\beta) - \log(\Gamma(1 - \beta)), \quad 0 < \beta < 1. \quad (3.41)$$

Considering $Y = \log(G_\epsilon(x))$ and $X = -\log(x)$, which yields β as slope of the regressing Y on X .

4 Simulation Study

To check the efficacy of the estimation procedure we perform simulation. Here we have considered an AR(1) model with marginals to be distributed as one sided tempered stable distribution and the corresponding Laplace transform for error term ϵ_n is given in (2.13). In order to simulate a tempered stable AR(1) series, first we simulate data for innovation using the Laplace transform, see e.g. Ridout (2008). Ridout (2008) discussed the simulation of a continuous distribution function using its Laplace transform if the density of the distribution is not in closed form.

We consider three different simulated datasets of length $n = 10,000$ each with three different parameter combinations. For the first case consider, $\rho = 0.9$, $\lambda = 1$ and $\beta = 0.5$ and the obtained estimates are $\hat{\rho} = 0.895$, $\hat{\lambda} = 1.13$. and $\hat{\beta} = 0.489$. For the second case we consider, $\rho = 0.8$, $\lambda = 2$ and $\beta = 0.7$ and the obtained estimates are $\hat{\rho} = 0.795$, $\hat{\lambda} = 1.93$ and $\hat{\beta} = 0.709$. At last $\rho = 0.75$, $\lambda = 1.5$ and $\beta = 0.9$ are taken and the obtained estimates are $\hat{\rho} = 0.755$, $\hat{\lambda} = 1.601$ and $\hat{\beta} = 0.90$. The results are summarized in Table 1.

	Actual	Estimated
Case 1	$\rho = 0.9, \lambda = 1, \beta = 0.5$	$\hat{\rho} = 0.895, \hat{\lambda} = 1.13, \hat{\beta} = 0.489$
Case 2	$\rho = 0.8, \lambda = 2, \beta = 0.7$	$\hat{\rho} = 0.795, \hat{\lambda} = 1.93, \hat{\beta} = 0.70$
Case 3	$\rho = 0.75, \lambda = 1.5, \beta = 0.9$	$\hat{\rho} = 0.755, \hat{\lambda} = 1.60, \hat{\beta} = 0.90$

Table 1: Actual and estimated parameters values for different choices of parameters

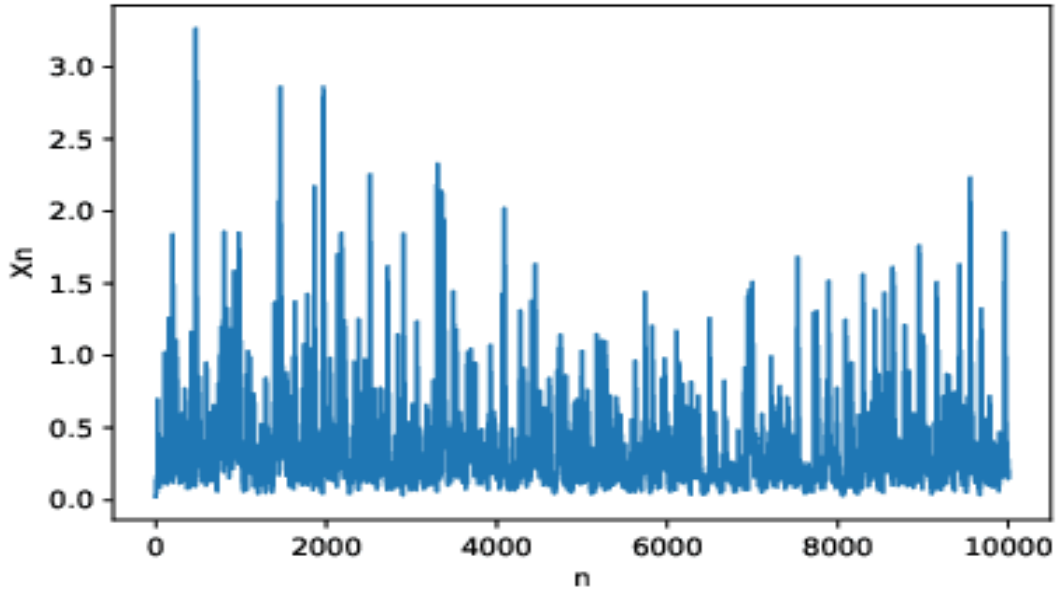


Figure 2: Sample path of TAR process

The sample trajectory for an AR(1) process for positive tempered stable distribution with parameters $\rho = 0.9, \lambda = 2$ and for $\beta = 0.5$ is given in Fig. 2.

Next we use resampling method to generate several samples of the simulated data. To ensure the stationarity here we assume AR(1) process with parameter $\rho < |1|$, as the AR(1) process is stationary if $|\rho| < 1$. Consider $\rho = 0.9$ and take tempered stable distribution parameters as $\beta = 0.5$ and $\lambda = 2$, by iterative resampling of simulated data we generate 1000 simulated samples for the defined parameters. The parameters are estimated using method of moments for λ, β and based on conditional least square for ρ considering different samples. The corresponding box-plots for estimated parameter values are shown in Fig. 3.

For the particular case, $\lambda = 0$ which leads to one-sided positive stable autoregressive model, simulation is done by the method given in Ridout (2008) and parameter estimation is done by the tail index method using (3.41). We simulate a sample of 10,000 observations for $\rho = 0.5$ and $\beta = 0.5$. By taking values greater than a particular threshold such that we have some percentage of the sorted dataset greater than that threshold value, we get regression based estimator for β . Taking a cutoff value of 0.009 gives

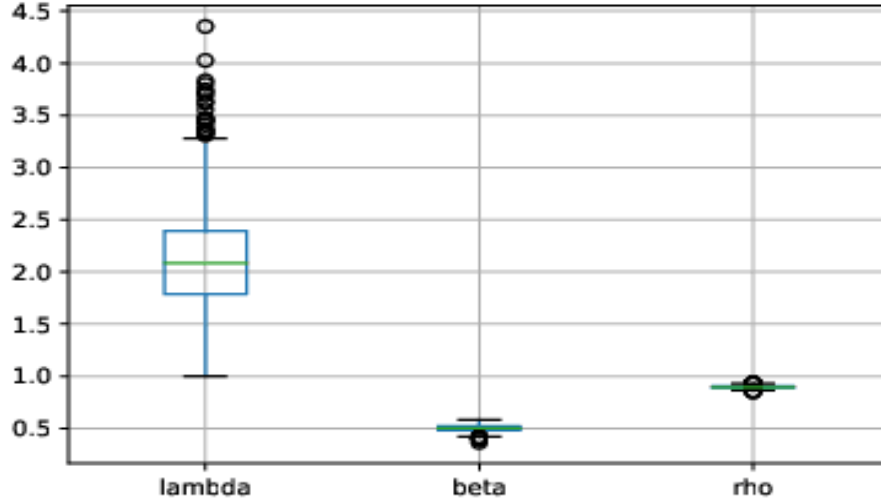


Figure 3: Box-plot of estimated parameters of TAR process using method of moments

the 30% of observation greater than the cutoff and gives the corresponding estimate of 0.36 for β . For cutoff value 0.019, we get almost 20% of the observation greater than threshold value and corresponding estimate is 0.41 for β which is more close to true parameter value. Further, for $k = 0.06$ the estimated β is 0.49 which is even more closer to the actual value. This clearly indicates that the accuracy of the estimated parameter depend on the threshold selected. The results are summarized in Table 2, where k represents the threshold value.

	Threshold	Actual β	Estimated β
Case 1	k=0.009	0.5	0.36
Case 2	k=0.019	0.5	0.41
Case 3	k=0.06	0.5	0.49

Table 2: Estimated parameter values based on tail index for $\lambda = 0$

Acknowledgments

N.B. would like to thank Ministry of Education (MoE), India for supporting her PhD research. Further, A.K. would like to express his gratitude to Science and Engineering Research Board (SERB), India for the financial support under the MATRICS research grant MTR/2019/000286.

References

- [1] Abraham, B., Balakrishna, N., 1999. Inverse Gaussian Autoregressive Models. *J. Time Series Anal*, 20(6), 605-618.
- [2] Applebaum, D., 2004. *Lévy Processes and Stochastic Calculus*, Cambridge University Press, Cambridge.
- [3] Cont, R., Tankov, P., 2004. *Financial Modeling with Jump Processes*, Chapman & Hall CRC Press, Boca Raton.
- [4] Dewald, L.S., Lewis, P.A.W., 1985. A new Laplace second-order autoregressive time series model-NLAR(2), *IEEE Trans. Inf. Theory*, 31, 645-51.
- [5] Feller, W., 1971. *Introduction to Probability Theory and its Applications*. Vol. II. (2 Ed.) New York, John Wiley.
- [6] Gaver, D.P., Lewis, P.A.W., 1980. First order autoregressive gamma sequences and point processes. *Adv. in Appl. Probab.* 12(03), 727-745.
- [7] Grunwald, G., Hyndman, R., Tedesco, L., 1996. A unified view of linear AR(1) models. D.P. Monash University, Clayton.
- [8] Ilow, J., Hatzinakos, D., 1998. Applications of the empirical characteristic function to estimation and detection problems. *Signal Processing*, 65(2), 199-219.
- [9] Klimko, L.A., Nelson, P.I., 1978. On Conditional Least Squares Estimation for Stochastic Processes, *Ann. Statist.*, 6(3). 629-642.
- [10] Kruczek, P., Wylomanska, A., Teuerle, M., Gajda, J., 2017. Modified Yule-Walker method for α -stable time series models. *Phys. A*, 469, 588-603.
- [11] Kumar, A. and Vellaisamy, P. (2011). Inverse tempered stable subordinator. *Statist. Probab. Lett.* 103, 134-141.
- [12] Lawrance, A. J., Lewis, P. A. W., 1980. The exponential autoregressive-moving average process EARMA(p, q). *J. R. Statist. Soc. B.* 42, 150-161.
- [13] Meerschaert, M.M., Nane, E., Vellaisamy, P., 2013. Transient anomalous subdiffusions on bounded domains , *Proc. Amer. Math. Soc.*, 141, 699-710.
- [14] Omeya, E., Gulcka, S. V., Vesilo, R., 2018. Semi-heavy tails, *Lith. Math. J.*, 58, 480-499.
- [15] Ridout, M.S., 2008. Generating random numbers from a distribution specified by its Laplace transform, *Stat. Comput.*, 19(4), 439-450.
- [16] Rosiński, J., 2007. Tempering stable processe, *Stochastic. Process. Appl.* 117, 677-707.

- [17] Samorodnitsky, G., Taqqu, M.S., 1994. Stable Non-Gaussian Random Processes, Chapman and Hall, Boca Raton
- [18] Sato, K-I., 1999. Lévy processes and infinitely divisible distributions, Cambridge University Press, Cambridge, .
- [19] Schiff, J.L., 1999. The Laplace Transform: Theory and Applications, Springer-Verlag, New York.
- [20] Uchaikin, V.V., Zolotarev, V.M., 1999. Chance and Stability, VSP, Utrecht.