
Aligning Pretraining for Detection via Object-Level Contrastive Learning

Fangyun Wei* Yue Gao* Zhirong Wu Han Hu Stephen Lin

Microsoft Research Asia
{fawe, v-yuega, wuzhiron, hanhu, stevelin}@microsoft.com

Abstract

Image-level contrastive representation learning has proven to be highly effective as a generic model for transfer learning. Such generality for transfer learning, however, sacrifices specificity if we are interested in a certain downstream task. We argue that this could be sub-optimal and thus advocate a design principle which encourages alignment between the self-supervised pretext task and the downstream task. In this paper, we follow this principle with a pretraining method specifically designed for the task of object detection. We attain alignment in the following three aspects: 1) object-level representations are introduced via selective search bounding boxes as object proposals; 2) the pretraining network architecture incorporates the same dedicated modules used in the detection pipeline (e.g. FPN); 3) the pretraining is equipped with object detection properties such as object-level translation invariance and scale invariance. Our method, called Selective Object COntRastive learning (SoCo), achieves state-of-the-art results for transfer performance on COCO detection using a Mask R-CNN framework. Code and models will be made available.

1 Introduction

Pretraining and finetuning has been the dominant paradigm of training deep neural networks in computer vision. Downstream tasks usually leverage pretrained weights learned on large labeled datasets such as ImageNet [1] for initialization. As a result, supervised ImageNet pretraining has been prevalent throughout the field. Recently, self-supervised pretraining [2, 3, 4, 5, 6, 7, 8, 9] has achieved considerable progress and alleviated the dependency on labeled data. These methods aim to learn generic visual representations for various downstream tasks by means of image-level pretext tasks, such as instance discrimination. Some recent works [10, 11, 12, 13] observe that the image-level representations are sub-optimal for dense prediction tasks such as object detection and semantic segmentation. A potential reason is that image-level pretraining may overfit to holistic representations and fail to learn properties that are important outside of image classification.

The goal of this work is to develop self-supervised pretraining that is aligned to object detection. In object detection, bounding boxes are widely adopted as the representation for objects. Translation and scale invariance for object detection are reflected by the location and size of the bounding boxes. An obvious representation gap exists between image-level pretraining and the object-level bounding boxes of object detection.

Motivated by this, we present an object-level self-supervised pretraining framework, called Selective Object COntRastive learning (SoCo), specifically for the downstream task of object detection. To introduce object-level representations into pretraining, SoCo utilizes off-the-shelf selective search [14] to generate object proposals. Different from prior image-level contrastive learning methods which

*Equal contribution.

treat the whole image as an instance, SoCo treats each object proposal in the image as an independent instance. This enables us to design a new pretext task for learning object-level visual representations with properties that are compatible with object detection. Specifically, SoCo constructs object-level views where the scales and locations of the same object instance are augmented. Contrastive learning follows to maximize the similarity of the object across augmented views.

The introduction of the object-level representation also allows us to further bridge the gap in network architecture between pretraining and finetuning. Object detection often involves dedicated modules, e.g., feature pyramid network (FPN) [15], and special-purpose sub-networks, e.g., R-CNN head [16, 17]. In contrast to image-level contrastive learning methods where only feature backbones are pretrained and transferred, SoCo performs pretraining over all the network modules used in detectors. As a result, all layers of the detectors can be well-initialized.

Experimentally, the proposed SoCo achieves state-of-the-art transfer performance from ImageNet to COCO. Concretely, by using Mask R-CNN with an R50-FPN backbone, it obtains $43.2 \text{ AP}^{\text{bb}} / 38.4 \text{ AP}^{\text{mk}}$ on COCO with a $1\times$ schedule, which are $+4.3 \text{ AP}^{\text{bb}} / +3.0 \text{ AP}^{\text{mk}}$ better than the supervised pretraining baseline, and $44.3 \text{ AP}^{\text{bb}} / 39.6 \text{ AP}^{\text{mk}}$ on COCO with a $2\times$ schedule, which are $+3.0 \text{ AP}^{\text{bb}} / +2.3 \text{ AP}^{\text{mk}}$ better than the supervised pretraining baseline. When transferred to Mask R-CNN with an R50-C4 backbone, it achieves $40.9 \text{ AP}^{\text{bb}} / 35.3 \text{ AP}^{\text{mk}}$ and $42.0 \text{ AP}^{\text{bb}} / 36.3 \text{ AP}^{\text{mk}}$ on the $1\times$ and $2\times$ schedule, respectively.

2 Related Work

Unsupervised feature learning has a long history in training deep neural networks. Auto-encoders [18] and Deep Boltzmann Machines [19] learn layers of representations by reconstructing image pixels. Unsupervised pretraining is often used as a method for initialization, which is followed by supervised training on the same dataset such as handwritten digits for classification.

Recent advances in unsupervised learning, especially self-supervised learning, tend to formulate the problem in a transfer learning scenario, where pretraining and finetuning are trained on different datasets with different purposes. Pretext tasks such as colorization [20], context prediction [21], inpainting [22] and rotation prediction [23] force the network to learn semantic information in order to solve the pretext tasks. Contrastive methods based on the instance discrimination pretext task [2] learn to map augmented views of the same instance to similar embeddings. Such approaches [24, 4, 5, 9] have shown strong transfer ability for a number of downstream tasks, sometimes even outperforming the supervised counterpart by large margins [4].

With new technical innovations such as learning clustering assignments [7], large-scale contrastive learning has been successfully applied on non-curated data sets [25, 26]. While the linear evaluation result on ImageNet classification has improved significantly [3], the progress on transfer performance for dense prediction tasks has been limited. Due to this, a growing number of works investigate pretraining specifically for object detection and semantic segmentation. The idea is to shift image-level representations to pixel-level or region-level representations. VADer [27], PixPro [10] and DenseCL [11] propose to learn pixel-level representations by matching point features of the same physical location under different views. InsLoc [12] learns to match region-level features from composited imagery. DetCon [13] additionally uses the bottom-up segmentation of MCG [28] for supervising intra-segment pixel variations.

Our work is most closely related to instance localization [12] which learns region-level representations. Instead of creating non-realistic images by copy-pasting foregrounds onto backgrounds, we demonstrate that learning object-level representations by utilizing low-level bounding box proposals is more effective. Furthermore, we propose a scale-aware assignment mechanism to explicitly model scale invariance in the pretraining stage.

Our work is also motivated and inspired by object detection methods which advocate architectures and training schemes invariant to translation and scale transformations [15, 29]. We find that incorporating them in the pretraining stage also benefits object detection, which has largely been overlooked in previous self-supervised learning works.

3 Method

We introduce a new contrastive learning method which maximizes the similarity of object-level features representing different augmentations of the same object. Meanwhile, we introduce architectural

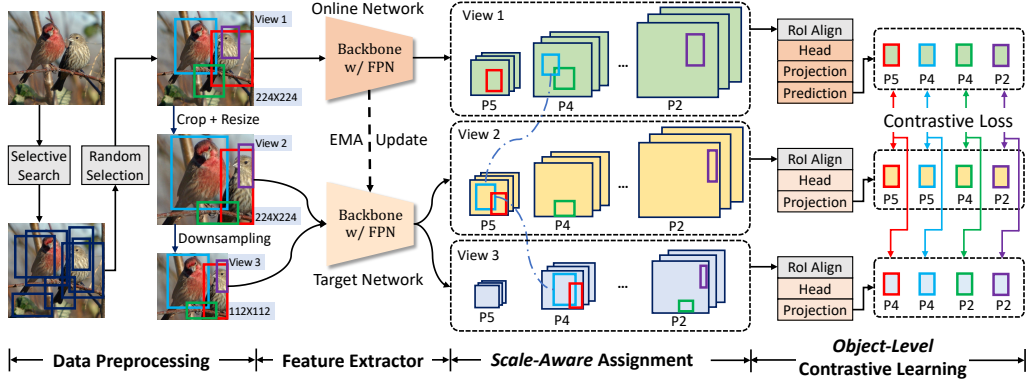


Figure 1: Overview of SoCo. SoCo utilizes selective search to generate a set of object proposals for each raw image. K proposals are randomly selected in each training step. We construct three views $\{V_1, V_2, V_3\}$ where the scales and locations of the same object are different. We adopt a backbone with FPN to encode image-level features and RoIAlign to extract object-level features. Object proposals are assigned to different pyramid levels according to their image areas. Contrastive learning is performed at the object level to learn translation-invariant and scale-invariant representations. The target network is updated by an exponential moving average of the online network.

alignment and important properties of object detection into pretraining when designing the object-level pretext task. We use an example where transfer learning is performed on Mask-RCNN with a R50-FPN backbone to illustrate the core design principles. To further demonstrate the extensibility and flexibility of our method, we also apply SoCo on a R50-C4 structure. In this section, we first present an overview of the proposed SoCo in Section 3.1. Then we describe the process of object proposal generation and view construction in Section 3.2. Finally, the object-level contrastive learning and our design principles are introduced in Section 3.3.

3.1 Overview

Figure 1 displays an overview of SoCo. SoCo aims to align pretraining to object detection in two aspects: 1) network architecture alignment between pretraining and object detection; 2) introducing central properties of detection. Concretely, besides pretraining a backbone as done in existing self-supervised contrastive learning methods, SoCo also pretrains all the network modules used in an object detector, such as FPN and the head in the Mask R-CNN framework. As a result, all layers of the detector can be well-initialized. Furthermore, SoCo strives to learn object-level representations which are not only meaningful, but also invariant to translation and scale. To achieve this, it encourages diversity of scales and locations of objects by constructing multiple augmented views and applying a scale-aware assignment strategy for different levels of a feature pyramid. Finally, object-level contrastive learning is applied to maximize the feature similarity of the same object across augmented views.

3.2 Data Preprocessing

Object Proposal Generation. Inspired by R-CNN [30] and Fast R-CNN [31], we use selective search [14], an unsupervised object proposal generation algorithm which takes into account color similarity, texture similarity, size of region and fit between regions, to generate a set of object proposals for each of the raw images. We represent each object proposal as a bounding box $b = \{x, y, w, h\}$, where (x, y) denotes the coordinates of the bounding box center, and w and h are the corresponding width and height, respectively. We keep only the proposals that satisfy the following requirements: 1) $1/3 \leq w/h \leq 3$; 2) $0.3 \leq \sqrt{wh}/\sqrt{WH} \leq 0.8$, where W and H denote width and height of the input image. The object proposal generation step is performed offline. In each training iteration, we randomly select K proposals for each input image.

View Construction. Three views, namely V_1 , V_2 and V_3 , are used in SoCo. The input image is resized to 224×224 to obtain V_1 . Then we apply a random crop with a scale range of $[0.5, 1.0]$ on

V_1 in generating V_2 . V_2 is then resized to the same size as V_1 and object proposals outside of V_2 are dropped. Next, we downsample V_2 to a fixed size (e.g. 112×112) to produce V_3 . In all of these cases, the bounding boxes transformed according to the cropping and resizing of the RGB images (see Figure 1, *Data Preprocessing*). Finally, each view is randomly and independently augmented. We adopt the augmentation pipeline of BYOL [3] but discard the random crop augmentation since spatial transformation is already applied on all three views. Notice that the scale and location of the same object proposal are different across the augmented views, which enables the model to learn translation-invariant and scale-invariant object-level representations.

Box Jitter. To further encourage variance of scales and locations of object proposals across views, we adopt a box jitter strategy on the generated proposals as an object-level data augmentation. Specifically, given an object proposal $b = \{x, y, w, h\}$, we randomly generate a jittered box $\hat{b} = \{\hat{x}, \hat{y}, \hat{w}, \hat{h}\}$ as follows: 1) $\hat{x} = x + r \cdot w$; 2) $\hat{y} = y + r \cdot h$; 3) $\hat{w} = w + r \cdot w$; 4) $\hat{h} = h + r \cdot h$, where $r \in [-0.1, 0.1]$. The box jitter is randomly applied on each proposal with a probability of 0.5.

3.3 Object-Level Contrastive Learning

The goal of SoCo is to align pretraining to object detection. Here, we use the representative framework Mask R-CNN [17] with feature pyramid network (FPN) [15] to demonstrate our key design principles. The alignment mainly involves aligning the pretraining architecture with that of object detection and integrating important object detection properties such as object-level translation invariance and scale invariance into the pretraining.

Aligning Pretraining Architecture to Object Detection. Following Mask R-CNN, we use a backbone with FPN as the image-level feature extractor f^I . We denote the output of FPN as $\{P_2, P_3, P_4, P_5\}$ with a stride of $\{4, 8, 16, 32\}$. Here, we do not use P_6 due to its low resolution. With the bounding box representation b , RoIAlign [17] is applied to extract the foreground feature from the corresponding scale level. For further architectural alignment, we additionally introduce an R-CNN head f^H into pretraining. The object-level feature representation h of bounding box b is extracted from an image view V as:

$$h = f^H(\text{RoIAlign}(f^I(V), b)). \quad (1)$$

SoCo uses two neural networks to learn, namely an online network and a target network. The online network and the target network share the same architecture but with different sets of weights. Concretely, the target network weights f_ξ^I, f_ξ^H are the exponential moving average (EMA) with the momentum coefficient τ of the online parameters f_θ^I and f_θ^H . Denote the set of object proposals $\{b_i\}$ considered in the image. Let h_i be the object-level representation of proposal b_i in view V_1 , and h'_i, h''_i be the representation of b_i in view V_2, V_3 . They are extracted using the online network and the target network respectively,

$$h_i = f_\theta^H(\text{RoIAlign}(f_\theta^I(V_1), b_i)), \quad (2)$$

$$h'_i = f_\xi^H(\text{RoIAlign}(f_\xi^I(V_2), b_i)), \quad h''_i = f_\xi^H(\text{RoIAlign}(f_\xi^I(V_3), b_i)). \quad (3)$$

We follow BYOL [3] for learning contrastive representations. The online network is appended with a projector g_θ , and a predictor q_θ for obtaining latent embeddings. Both g_θ and q_θ are two-layer MLPs. The target network is only appended with the projector g_ξ for avoiding trivial solutions. We use v_i, v'_i and v''_i to denote the latent embeddings of object-level representations $\{h_i, h'_i, h''_i\}$, respectively:

$$v_i = q_\theta(g_\theta(h_i)), \quad v'_i = g_\xi(h'_i), \quad v''_i = g_\xi(h''_i). \quad (4)$$

The contrastive loss for the i -th object proposal is defined as:

$$\mathcal{L}_i = -2 \cdot \frac{\langle v_i, v'_i \rangle}{\|v_i\|_2 \cdot \|v'_i\|_2} - 2 \cdot \frac{\langle v_i, v''_i \rangle}{\|v_i\|_2 \cdot \|v''_i\|_2}. \quad (5)$$

Then we can formulate the overall loss function for each image as:

$$\mathcal{L} = \frac{1}{K} \sum_{i=1}^K \mathcal{L}_i, \quad (6)$$

where K is the number of object proposals. We symmetrize the loss \mathcal{L} in Eq. 6 by separately feeding V_1 to the target network and $\{V_2, V_3\}$ to the online network to compute $\tilde{\mathcal{L}}$. At each training iteration, we perform a stochastic optimization step to minimize $\mathcal{L}^{\text{SoCo}} = \mathcal{L} + \tilde{\mathcal{L}}$.

Scale-Aware Assignment. Mask R-CNN with FPN uses the IoU between anchors and ground-truth boxes to determine positive samples. It defines anchors to have areas of $\{32^2, 64^2, 128^2, 256^2\}$ pixels on $\{P_2, P_3, P_4, P_5\}$, respectively, which means ground-truth boxes of scale within a range are assigned to a specific pyramid level. Inspired by this, we propose a scale-aware assignment strategy, which greatly encourages the pretraining model to learn object-level scale-invariant representations. Concretely, we assign object proposals of area within a range of $\{0 - 48^2, 49^2 - 96^2, 97^2 - 192^2, 193^2 - 224^2\}$ pixels to $\{P_2, P_3, P_4, P_5\}$, respectively. Notice that the maximum proposal size is 224×224 since all of the views are resized to a fixed resolution smaller than 224. The advantage is that the same object proposals at different scales are encouraged to learn consistent representations through contrastive learning. As a result, SoCo learns object-level scale-invariant visual representations, which is important for object detection.

Introducing Properties of Detection to Pretraining. Here, we discuss how SoCo promotes important properties of object detection in the pretraining. Object detection uses tight bounding boxes to represent objects. To introduce object-level representations, SoCo generates object proposals by selective search. Translation invariance and scale invariance at the object level are regarded as the most important properties for object detection, i.e., feature representations of objects belonging to same category should be insensitive to scale and location. Recall that V_2 is a randomly cropped patch of V_1 . Random cropping introduces box shift and thus contrastive learning between V_1 and V_2 encourages the pretraining model to learn location-invariant representations. V_3 is generated by downsampling V_2 , which results in a scale augmentation of object proposals. With our scale-aware assignment strategy, the contrastive loss between V_1 and V_3 guides the pretraining towards learning scale-invariant visual representations.

Extending to Other Object Detectors. SoCo can be easily extended to align to other detectors besides Mask R-CNN with FPN. Here, we apply SoCo to Mask R-CNN with a C4 structure, which is a popular non-FPN detection framework. The modification is three-fold: 1) for all object proposals, RoIAlign is performed on C_4 ; 2) the R-CNN head is replaced by the entire 5-th residual block; 3) view V_3 is discarded and the remaining V_1 and V_2 are kept for object-level contrastive learning. Experiments and comparisons with state-of-the-art methods in Section 4.3 demonstrate the extensibility and flexibility of SoCo.

4 Experiments

4.1 Pretraining Settings

Architecture. Through the introduction of object proposals, the architectural discrepancy is reduced between pretraining and downstream detection finetuning. Mask R-CNN [17] is a commonly adopted framework to evaluate transfer performance. To demonstrate the extensibility and flexibility of SoCo, we provide details of SoCo alignment for the detection architectures R50-FPN and R50-C4. *SoCo-R50-FPN*: ResNet-50 [32] with FPN [15] is used as the image-level feature encoder. RoIAlign [17] is then used to extract RoI features on feature maps $\{P_2, P_3, P_4, P_5\}$ with a stride of $\{4, 8, 16, 32\}$. According to the image areas of object proposals, each RoI feature is then transformed to an object-level representation by the head network as in Mask R-CNN. *SoCo-R50-C4*: on the standard ResNet-50 architecture, we insert the RoI operation on the output of the 4-th residual block. The entire 5-th residual block is treated as the head network to encode object-level features. Both the projection network and prediction network are 2-layer MLPs which consist of a linear layer with output size 4096 followed by batch normalization [33], rectified linear units (ReLU) [34], and a final linear layer with output dimension 256.

Dataset. We adopt the widely used ImageNet [1] which consists of ~ 1.28 million images for self-supervised pretraining.

Data Augmentation. Once all views are constructed, we employ the data augmentation pipeline of BYOL [3]. Specifically, we apply random horizontal flip, color distortion, Gaussian blur, grayscaling, and the solarization operation. We remove the random crop augmentation since spatial transformations have already been applied on all views.

Table 1: Comparison with state-of-the-art methods on COCO by using Mask R-CNN with R50-FPN.

Methods	Epoch	1× Schedule						2× Schedule					
		AP ^{bb}	AP ^{bb} ₅₀	AP ^{bb} ₇₅	AP ^{mk}	AP ^{mk} ₅₀	AP ^{mk} ₇₅	AP ^{bb}	AP ^{bb} ₅₀	AP ^{bb} ₇₅	AP ^{mk}	AP ^{mk} ₅₀	AP ^{mk} ₇₅
Scratch	-	31.0	49.5	33.2	28.5	46.8	30.4	38.4	57.5	42.0	34.7	54.8	37.2
Supervised	90	38.9	59.6	42.7	35.4	56.5	38.1	41.3	61.3	45.0	37.3	58.3	40.3
MoCo [4]	200	38.5	58.9	42.0	35.1	55.9	37.7	40.8	61.6	44.7	36.9	58.4	39.7
MoCo v2 [5]	200	40.4	60.2	44.2	36.4	57.2	38.9	41.7	61.6	45.6	37.6	58.7	40.5
InfoMin [6]	200	40.6	60.6	44.6	36.7	57.7	39.4	42.5	62.7	46.8	38.4	59.7	41.4
BYOL [3]	300	40.4	61.6	44.1	37.2	58.8	39.8	42.3	62.6	46.2	38.3	59.6	41.1
SwAV [7]	400	-	-	-	-	-	-	42.3	62.8	46.3	38.2	60.0	41.0
ReSim-FPN ^T [41]	200	39.8	60.2	43.5	36.0	57.1	38.6	41.4	61.9	45.4	37.5	59.1	40.3
PixPro [10]	400	41.4	61.6	45.4	-	-	-	-	-	-	-	-	-
InsLoc [12]	400	42.0	62.3	45.8	37.6	59.0	40.5	43.3	63.6	47.3	38.8	60.9	41.7
DenseCL [11]	200	40.3	59.9	44.3	36.4	57.0	39.2	41.2	61.9	45.1	37.3	58.9	40.1
DetCon _S [13]	1000	41.8	-	-	37.4	-	-	42.9	-	-	38.1	-	-
DetCon _B [13]	1000	42.7	-	-	38.2	-	-	43.4	-	-	38.7	-	-
SoCo	100	42.3	62.5	46.5	37.6	59.1	40.5	43.2	63.3	47.3	38.8	60.6	41.9
SoCo	400	43.0	63.3	47.1	38.2	60.2	41.0	44.0	64.0	48.4	39.0	61.3	41.7
SoCo*	400	43.2	63.5	47.4	38.4	60.2	41.4	44.3	64.6	48.9	39.6	61.8	42.5

Optimization. We use a 100-epoch training schedule in all the ablation studies and report the results of 100-epochs and 400-epochs in the comparisons with state-of-the-art methods. We use the LARS optimizer [35] with a cosine decay learning rate schedule [36] and a warm-up period of 10 epochs. The base learning rate lr_{base} is set to 1.0 and is scaled linearly [37] with the batch size ($lr = lr_{\text{base}} \times \text{BatchSize}/256$). The weight decay is set to $1.0 \times e^{-5}$. The total batch size is set to 2048 over 16 Nvidia V100 GPUs. For the update of the target network, following [3], the momentum coefficient τ starts from 0.99 and is increased to 1 during training. Synchronized batch normalization is enabled.

4.2 Transfer Learning Settings

COCO [38] and Pascal VOC [39] datasets are used for transfer learning. Detectron2 [40] is used as the code base.

COCO Object Detection and Instance Segmentation. We use the COCO train2017 set which contains $\sim 118\text{k}$ images with bounding box and instance segmentation annotations in 80 object categories. Transfer performance is evaluated on the COCO val2017 set. We adopt the Mask R-CNN detector [17] with the R50-FPN and the R50-C4 backbones. We report AP^{bb} , $\text{AP}_{50}^{\text{bb}}$ and $\text{AP}_{75}^{\text{bb}}$ for object detection, and AP^{mk} , $\text{AP}_{50}^{\text{mk}}$ and $\text{AP}_{75}^{\text{mk}}$ for instance segmentation. We report the results under the COCO 1× and 2× schedules in comparisons with state-of-the-art methods. All ablation studies are conducted on the COCO 1× schedule.

Pascal VOC Object Detection. We use the Pascal VOC trainval107+12 set which contains $\sim 16.5\text{k}$ images with bounding box annotations in 20 object categories as the training set. Transfer performance is evaluated on the Pascal VOC test2007 set. We report the results of AP^{bb} , $\text{AP}_{50}^{\text{bb}}$ and $\text{AP}_{75}^{\text{bb}}$ for object detection.

Optimization. All the pretrained weights except for projection and prediction are loaded into the object detection network for transfer. Following [5], synchronized batch normalization is used across all layers including the newly initialized batch normalization layers in finetuning. For both the COCO and Pascal VOC datasets, we finetune with stochastic gradient descent and a batch size of 16 split across 8 GPUs. For COCO transfer, we use a weight decay of $2.5 \times e^{-5}$, and a base learning rate of 0.02 that increases linearly for the first 1000 iterations and drops twice by a factor of 10, after $\frac{2}{3}$ and $\frac{8}{9}$ of the total training time. For Pascal VOC transfer, the weight decay is $1.0 \times e^{-4}$, and the base learning rate is set to 0.02 and divided by 10 at $\frac{3}{4}$ and $\frac{11}{12}$ of the total training time.

4.3 Comparison with State-of-the-Art Methods

Mask R-CNN with R50-FPN on COCO. Table 1 shows the transfer results for Mask R-CNN with R50-FPN backbone. We compare SoCo with the state-of-the-art unsupervised pretraining methods on the COCO 1× and 2× schedules. We report our results under 100 epochs and 400 epochs of pretraining. On the 100-epoch training schedule, SoCo achieves 42.3 AP^{bb} / 37.6 AP^{mk}

Table 2: Comparison with state-of-the-art methods on COCO using Mask R-CNN with R50-C4.

Methods	Epoch	1× Schedule						2× Schedule					
		AP ^{bb}	AP ^{bb} ₅₀	AP ^{bb} ₇₅	AP ^{mk}	AP ^{mk} ₅₀	AP ^{mk} ₇₅	AP ^{bb}	AP ^{bb} ₅₀	AP ^{bb} ₇₅	AP ^{mk}	AP ^{mk} ₅₀	AP ^{mk} ₇₅
Scratch	-	26.4	44.0	27.8	29.3	46.9	30.8	35.6	54.6	38.2	31.4	51.5	33.5
Supervised	90	38.2	58.2	41.2	33.3	54.7	35.2	40.0	59.9	43.1	34.7	56.5	36.9
MoCo [4]	200	38.5	58.3	41.6	33.6	54.8	35.6	40.7	60.5	44.1	35.4	57.3	37.6
SimCLR [9]	200	-	-	-	-	-	-	39.6	59.1	42.9	34.6	55.9	37.1
MoCo v2 [5]	800	39.3	58.9	42.5	34.3	55.7	36.5	41.2	60.9	44.6	35.8	57.7	38.2
InfoMin [6]	200	39.0	58.5	42.0	34.1	55.2	36.3	41.3	61.2	45.0	36.0	57.9	38.3
BYOL [3]	300	-	-	-	-	-	-	40.3	60.5	43.9	35.1	56.8	37.3
SwAV [7]	400	-	-	-	-	-	-	39.6	60.1	42.9	34.7	56.6	36.6
SimSiam [8]	200	39.2	59.3	42.1	34.4	56.0	36.7	-	-	-	-	-	-
PixPro [10]	400	40.5	59.8	44.0	-	-	-	-	-	-	-	-	-
InsLoc [12]	400	39.8	59.6	42.9	34.7	56.3	36.9	41.8	61.6	45.4	36.3	58.2	38.8
SoCo	100	40.4	60.4	43.7	34.9	56.8	37.0	41.1	61.0	44.4	35.6	57.5	38.0
SoCo	400	40.9	60.9	44.3	35.3	57.5	37.3	42.0	61.8	45.6	36.3	58.5	38.8

Table 3: Comparison with state-of-the-art methods on Pascal VOC. Faster R-CNN with R50-C4 is adopted. Table is split to two sub-tables.

(a) Sub-table 1.					(b) Sub-table 2.				
Methods	Epoch	AP ^{bb}	AP ^{bb} ₅₀	AP ^{bb} ₇₅	Methods	Epoch	AP ^{bb}	AP ^{bb} ₅₀	AP ^{bb} ₇₅
Scratch	-	33.8	60.2	33.1	MoCo [4]	200	55.9	81.5	62.6
Supervised	90	53.5	81.3	58.8	SimCLR [9]	1000	56.3	81.9	62.5
ReSim-C4 [41]	200	58.7	83.1	66.3	MoCo v2 [5]	800	57.6	82.7	64.4
PixPro [10]	400	60.2	83.8	67.7	InfoMin [6]	200	57.6	82.7	64.6
InsLoc [12]	400	58.4	83.0	65.3	BYOL [3]	300	51.9	81.0	56.5
DenseCL [11]	200	58.7	82.8	65.2	SwAV [7]	400	45.1	77.4	46.5
SoCo	100	59.1	83.4	65.6	SimSiam [8]	200	57.0	82.4	63.7
SoCo	400	59.7	83.8	66.8	ReSim-FPN [41]	200	59.2	82.9	65.9

and 43.2 AP^{bb} / 38.8 AP^{mk} on the 1× and 2× schedules, respectively. Pretrained for 400 epochs, SoCo outperforms all previous pretraining methods designed for either image classification or object detection, achieving 43.0 AP^{bb} / 38.2 AP^{mk} for the 1× schedule and 44.0 AP^{bb} / 39.0 AP^{mk} for the 2× schedule. Moreover, we propose an enhanced version named *SoCo**, which constructs an additional view V_4 for pretraining. Similar to the construction step of V_2 , V_4 is a randomly cropped patch of V_1 . We resize V_4 to 192×192 and perform the same forward process as for V_2 and V_3 . Compared with SoCo, *SoCo** further boosts the performance and obtains an improvement of +0.2 AP^{bb} / +0.2 AP^{mk} on the 1× schedule, achieving 43.2 AP^{bb} / 38.4 AP^{mk}, and +0.3 AP^{bb} / +0.6 AP^{mk} on the 2× schedule, achieving 44.3 AP^{bb} / 39.6 AP^{mk}, respectively.

Mask R-CNN with R50-C4 on COCO. To demonstrate the extensibility and flexibility of SoCo, we also evaluate transfer performance using Mask R-CNN with R50-C4 backbone on the COCO benchmark. We report the results of SoCo under 100 epochs and 400 epochs. Table 2 compares the proposed method to previous state-of-the-art methods. Without bells and whistles, SoCo obtains state-of-the-art performance, achieving 40.9 AP^{bb} / 35.3 AP^{mk} and 42.0 AP^{bb} / 36.3 AP^{mk} on the COCO 1× and 2× schedules, respectively.

Faster R-CNN with R50-C4 on Pascal VOC. We also evaluate the transfer ability of SoCo on the Pascal VOC benchmark. Following [5], we adopt Faster R-CNN with R50-C4 backbone for transfer learning. Table 3 shows the comparison. SoCo obtains an improvement of +6.2 AP^{bb} against the supervised pretraining baseline, achieving 59.7 AP^{bb} for VOC object detection.

4.4 Ablation Study

To further understand the advantages of SoCo, we conduct a series of ablation studies that examine the effectiveness of object-level contrastive learning, the effects of alignment between pretraining and detection, and different hyper-parameters. For all ablation studies, we use Mask R-CNN with R50-FPN backbone for transfer learning and adopt a 100-epoch SoCo pretraining schedule. Transfer performance is evaluated under the COCO 1× schedule. For the ablation of each hyper-parameter

Table 4: Ablation study on the effectiveness of aligning pretraining to object detection.

Whole Image	Selective Search	FPN	Head	Scale-aware Assignment	Box Jitter	Multi View	AP ^{bb}	AP ^{mk}
✓							38.1	34.4
✓	✓						40.6 (+2.5)	36.8 (+2.4)
✓	✓	✓					40.2 (+2.1)	36.2 (+1.8)
✓	✓	✓	✓				41.2 (+3.1)	37.0 (+2.6)
✓	✓	✓	✓	✓			41.6 (+3.5)	37.3 (+2.9)
✓	✓	✓	✓	✓	✓		41.7 (+3.6)	37.5 (+3.1)
✓	✓	✓	✓	✓	✓	✓	42.3 (+4.2)	37.6 (+3.2)

Table 5: Ablation studies on hyper-parameters for the proposed SoCo method.

(a) Study on image size of view V_3 .

Image Size	AP ^{bb}	AP ^{mk}
96	42.1	37.7
112	42.3	37.6
128	42.1	37.7
160	42.0	37.6
192	42.2	37.8

(b) Study on batch size.

Batch Size	AP ^{bb}	AP ^{mk}
512	41.7	37.6
1024	41.9	37.6
2048	42.3	37.6
4096	41.4	37.3

(c) Study on proposal generation and proposal number K .

Selective Search	Random	K	AP ^{bb}	AP ^{mk}
✓		1	41.6	37.3
✓		4	42.3	37.6
✓		8	41.6	37.4
✓		16	41.2	37.0
	✓	1	41.4	36.9
	✓	4	NaN	NaN
	✓	8	NaN	NaN

(d) Study on momentum coefficient τ .

τ	AP ^{bb}	AP ^{mk}
0.98	35.0	31.7
0.99	42.3	37.6
0.993	41.8	37.6

or component, we fix all other hyper-parameters to the following default settings: view V_3 with 112×112 resolution, batch size of 2048, momentum coefficient $\tau = 0.99$, proposal number $K = 4$, box jitter and scale-aware assignment are used, FPN and R-CNN head are pretrained and transferred, and selective search is used as the proposal generator.

Effectiveness of Aligning Pretraining to Object Detection. We ablate each component of SoCo step by step to demonstrate the effectiveness of aligning pretraining to object detection. Table 4 reports the studies. The baseline treats the whole image as an instance, without considering any detection properties or architecture alignment. It obtains 38.1 AP^{bb} and 34.4 AP^{mk}. Selective search introduces object-level representations. By leveraging generated object proposals and conducting contrastive learning at the object level, our method obtains an improvement of +2.5 AP^{bb} and +2.4 AP^{mk}. Next, we further minimize the architectural discrepancy between pretraining and object detection pipeline by introducing FPN and an R-CNN head into the pretraining architecture. We observe that only introducing FPN into pretraining slightly hurt the performance. In contrast, including both FPN and the R-CNN head improves the transfer performance to 41.2 AP^{bb} / 37.0 AP^{mk}, which verifies the effectiveness of architectural alignment between self-supervised pretraining and downstream tasks. On top of architectural alignment, we further leverage scale-aware assignment which encourages scale-invariant object-level visual representations, and an improvement of +3.5 AP^{bb} / +2.9 AP^{mk} against the baseline is found. The box jitter strategy slightly elevates performance. Finally, multiple views (V_3) further directs SoCo towards learning scale-invariant and translation-invariant representations, and our method achieves 42.3 AP^{bb} and 37.6 AP^{mk}.

Ablation Study on Hyper-Parameters. Table 5 examines sensitivity to the hyper-parameters of SoCo.

Table 5(a) ablates the resolution of view V_3 . SoCo is found to be insensitive to the image size of V_3 . We use 112×112 as the default resolution due to its slightly better transfer performance and low training computation cost.

Table 6: Results on **Mini COCO 1×** schedule. Mask R-CNN with **R50-FPN** backbone is adopted.

Methods	Epoch	Mini COCO (5%)						Mini COCO (10%)					
		AP ^{bb}	AP ^{bb} ₅₀	AP ^{bb} ₇₅	AP ^{mk}	AP ^{mk} ₅₀	AP ^{mk} ₇₅	AP ^{bb}	AP ^{bb} ₅₀	AP ^{bb} ₇₅	AP ^{mk}	AP ^{mk} ₅₀	AP ^{mk} ₇₅
Supervised	90	19.4	36.6	18.6	18.3	33.5	17.9	24.7	43.1	25.3	22.9	40.0	23.4
SoCo	100	24.6	42.2	25.6	22.1	38.8	22.4	29.2	47.7	31.1	26.1	44.4	27.0
SoCo	400	26.0	43.2	27.5	22.9	40.0	23.4	30.4	48.6	32.5	26.8	45.2	27.9
SoCo*	400	26.8	45.0	28.3	23.8	41.4	24.2	31.1	49.9	33.4	27.6	46.4	28.9

Table 5(b) ablates the training batch size of SoCo. It can be seen that larger or smaller batch sizes hurt the performance. We use a batch size of 2048 by default.

Table 5(c) ablates the effectiveness of object proposal generation strategies. To demonstrate the superiority of meaningful proposals generated by selective search, we randomly generate K bounding boxes in each of the training images to replace the selective search proposals (namely *Random* in Table 5(c)). SoCo can still yield satisfactory results using a single random bounding box to learn object-level representations, which is not surprising, since the RoIAlign operation performed on the randomly generated bounding boxes also introduces object-level representation learning. This fact indirectly demonstrates that downstream object detectors can benefit from self-supervised pretraining that involves object-level representations. However, the result is still slightly worse than the case where only one object proposal generated by selective search is used in the pretraining. For the cases where we randomly generate 4 and 8 bounding boxes, the noisy and meaningless proposals cause the pretraining to diverge. From the table, we also find that applying more object proposals ($K = 8$ and $K = 16$) generated by selective search can be harmful. One potential reason is that most of the images in the ImageNet dataset only contain a few objects, so a larger K may create duplicated and redundant proposals.

Table 5(d) ablates the momentum coefficient τ of the exponential moving average, and $\tau = 0.99$ yields the best performance.

4.5 Evaluation on Mini COCO

Transfer to the full COCO dataset may be of limited significance due to the extensive supervision available from its large-scale annotated training data. To further demonstrate the generalization ability of SoCo, we conduct an experiment on a mini version of the COCO dataset, named Mini COCO. Concretely, we randomly select 5% or 10% of the training data from COCO *train2017* to form Mini COCO benchmarks. Mask-RCNN with R50-FPN backbone is adopted to evaluate the transfer performance on the COCO 1× schedule. COCO *val2017* is still used as the evaluation set. The other settings remain unchanged. Table 6 summarizes the results. Compared with the supervised pretraining baseline which achieves 19.4 AP^{bb} / 18.3 AP^{mk} and 24.7 AP^{bb} / 22.9 AP^{mk} on the 5% and 10% Mini COCO benchmarks, SoCo obtains large improvements of +6.6 AP^{bb} / +4.6 AP^{mk} and +5.7 AP^{bb} / +3.9 AP^{mk}, respectively. SoCo* further boosts performance with improvements of +7.4 AP^{bb} / +5.5 AP^{mk} and +6.4 AP^{bb} / +4.7 AP^{mk} over the supervised pretraining baseline.

5 Conclusion

In this paper, we propose a novel object-level self-supervised pretraining method named Selective Object COntRastive learning (SoCo), which aims to align pretraining to object detection. Different from prior image-level contrastive learning methods which treat the whole image as an instance, SoCo treats each object proposal generated by the selective search algorithm as an independent instance, enabling SoCo to learn object-level visual representations. Further alignment is obtained in two ways. One is through network alignment between pretraining and downstream object detection, such that all layers of the detectors can be well-initialized. The other is by accounting for important properties of object detection such as object-level translation invariance and scale invariance. SoCo achieves state-of-the-art transfer performance on COCO detection using a Mask R-CNN detector. Experiments on R50-FPN and R50-C4 structures demonstrate the generality and extensibility of SoCo.

References

- [1] Jia Deng, Wei Dong, Richard Socher, Li-Jia Li, Kai Li, and Li Fei-Fei. Imagenet: A large-scale hierarchical image database. In *2009 IEEE conference on computer vision and pattern recognition*, pages 248–255. Ieee, 2009.
- [2] Zhirong Wu, Yuanjun Xiong, X Yu Stella, and Dahua Lin. Unsupervised feature learning via non-parametric instance discrimination. In *Proceedings of the IEEE Conference on Computer Vision and Pattern Recognition*, 2018.
- [3] Jean-Bastien Grill, Florian Strub, Florent Alché, Corentin Tallec, Pierre H Richemond, Elena Buchatskaya, Carl Doersch, Bernardo Avila Pires, Zhaohan Daniel Guo, Mohammad Gheshlaghi Azar, et al. Bootstrap your own latent: A new approach to self-supervised learning. *arXiv preprint arXiv:2006.07733*, 2020.
- [4] Kaiming He, Haoqi Fan, Yuxin Wu, Saining Xie, and Ross Girshick. Momentum contrast for unsupervised visual representation learning. In *Proceedings of the IEEE/CVF Conference on Computer Vision and Pattern Recognition*, pages 9729–9738, 2020.
- [5] Xinlei Chen, Haoqi Fan, Ross Girshick, and Kaiming He. Improved baselines with momentum contrastive learning. *arXiv preprint arXiv:2003.04297*, 2020.
- [6] Yonglong Tian, Chen Sun, Ben Poole, Dilip Krishnan, Cordelia Schmid, and Phillip Isola. What makes for good views for contrastive learning. *arXiv preprint arXiv:2005.10243*, 2020.
- [7] Mathilde Caron, Ishan Misra, Julien Mairal, Priya Goyal, Piotr Bojanowski, and Armand Joulin. Unsupervised learning of visual features by contrasting cluster assignments. *arXiv preprint arXiv:2006.09882*, 2020.
- [8] Xinlei Chen and Kaiming He. Exploring simple siamese representation learning. *arXiv preprint arXiv:2011.10566*, 2020.
- [9] Ting Chen, Simon Kornblith, Mohammad Norouzi, and Geoffrey Hinton. A simple framework for contrastive learning of visual representations. In *International conference on machine learning*, pages 1597–1607. PMLR, 2020.
- [10] Zhenda Xie, Yutong Lin, Zheng Zhang, Yue Cao, Stephen Lin, and Han Hu. Propagate yourself: Exploring pixel-level consistency for unsupervised visual representation learning. *arXiv preprint arXiv:2011.10043*, 2020.
- [11] Xinlong Wang, Rufeng Zhang, Chunhua Shen, Tao Kong, and Lei Li. Dense contrastive learning for self-supervised visual pre-training. *arXiv preprint arXiv:2011.09157*, 2020.
- [12] Ceyuan Yang, Zhirong Wu, Bolei Zhou, and Stephen Lin. Instance localization for self-supervised detection pretraining. *arXiv preprint arXiv:2102.08318*, 2021.
- [13] Olivier J Hénaff, Skanda Koppula, Jean-Baptiste Alayrac, Aaron van den Oord, Oriol Vinyals, and João Carreira. Efficient visual pretraining with contrastive detection. *arXiv preprint arXiv:2103.10957*, 2021.
- [14] Jasper RR Uijlings, Koen EA Van De Sande, Theo Gevers, and Arnold WM Smeulders. Selective search for object recognition. *International journal of computer vision*, 104(2):154–171, 2013.
- [15] Tsung-Yi Lin, Piotr Dollár, Ross Girshick, Kaiming He, Bharath Hariharan, and Serge Belongie. Feature pyramid networks for object detection. In *Proceedings of the IEEE conference on computer vision and pattern recognition*, pages 2117–2125, 2017.
- [16] Shaoqing Ren, Kaiming He, Ross Girshick, and Jian Sun. Faster r-cnn: Towards real-time object detection with region proposal networks. *arXiv preprint arXiv:1506.01497*, 2015.
- [17] Kaiming He, Georgia Gkioxari, Piotr Dollár, and Ross Girshick. Mask r-cnn. In *Proceedings of the IEEE international conference on computer vision*, pages 2961–2969, 2017.
- [18] Pascal Vincent, Hugo Larochelle, Isabelle Lajoie, Yoshua Bengio, Pierre-Antoine Manzagol, and Léon Bottou. Stacked denoising autoencoders: Learning useful representations in a deep network with a local denoising criterion. *Journal of machine learning research*, 11(12), 2010.
- [19] Ruslan Salakhutdinov and Geoffrey Hinton. Deep boltzmann machines. In *Artificial intelligence and statistics*, pages 448–455. PMLR, 2009.

- [20] Gustav Larsson, Michael Maire, and Gregory Shakhnarovich. Colorization as a proxy task for visual understanding. In *Proceedings of the IEEE Conference on Computer Vision and Pattern Recognition*, pages 6874–6883, 2017.
- [21] Carl Doersch, Abhinav Gupta, and Alexei A Efros. Unsupervised visual representation learning by context prediction. In *Proceedings of the IEEE international conference on computer vision*, pages 1422–1430, 2015.
- [22] Deepak Pathak, Philipp Krahenbuhl, Jeff Donahue, Trevor Darrell, and Alexei A Efros. Context encoders: Feature learning by inpainting. In *Proceedings of the IEEE conference on computer vision and pattern recognition*, pages 2536–2544, 2016.
- [23] Spyros Gidaris, Praveer Singh, and Nikos Komodakis. Unsupervised representation learning by predicting image rotations. *arXiv preprint arXiv:1803.07728*, 2018.
- [24] Olivier Henaff. Data-efficient image recognition with contrastive predictive coding. In *International Conference on Machine Learning*, pages 4182–4192. PMLR, 2020.
- [25] Mathilde Caron, Piotr Bojanowski, Julien Mairal, and Armand Joulin. Unsupervised pre-training of image features on non-curated data. In *Proceedings of the IEEE/CVF International Conference on Computer Vision*, pages 2959–2968, 2019.
- [26] Priya Goyal, Mathilde Caron, Benjamin Lefaudeaux, Min Xu, Pengchao Wang, Vivek Pai, Manan Singh, Vitaliy Liptchinsky, Ishan Misra, Armand Joulin, et al. Self-supervised pretraining of visual features in the wild. *arXiv preprint arXiv:2103.01988*, 2021.
- [27] Pedro O Pinheiro, Amjad Almahairi, Ryan Y Benmaleck, Florian Golemo, and Aaron Courville. Unsupervised learning of dense visual representations. *arXiv preprint arXiv:2011.05499*, 2020.
- [28] Pablo Arbeláez, Jordi Pont-Tuset, Jonathan T Barron, Ferran Marques, and Jitendra Malik. Multiscale combinatorial grouping. In *Proceedings of the IEEE conference on computer vision and pattern recognition*, pages 328–335, 2014.
- [29] Bharat Singh and Larry S. Davis. An analysis of scale invariance in object detection - snip, 2018.
- [30] Ross Girshick, Jeff Donahue, Trevor Darrell, and Jitendra Malik. Rich feature hierarchies for accurate object detection and semantic segmentation. In *Proceedings of the IEEE conference on computer vision and pattern recognition*, pages 580–587, 2014.
- [31] Ross Girshick. Fast r-cnn. In *Proceedings of the IEEE international conference on computer vision*, pages 1440–1448, 2015.
- [32] Kaiming He, Xiangyu Zhang, Shaoqing Ren, and Jian Sun. Deep residual learning for image recognition. In *Proceedings of the IEEE conference on computer vision and pattern recognition*, pages 770–778, 2016.
- [33] Sergey Ioffe and Christian Szegedy. Batch normalization: Accelerating deep network training by reducing internal covariate shift. In *International conference on machine learning*, pages 448–456. PMLR, 2015.
- [34] Vinod Nair and Geoffrey E Hinton. Rectified linear units improve restricted boltzmann machines. In *Icml*, 2010.
- [35] Yang You, Igor Gitman, and Boris Ginsburg. Scaling sgd batch size to 32k for imagenet training. *arXiv preprint arXiv:1708.03888*, 6:12, 2017.
- [36] Ilya Loshchilov and Frank Hutter. Sgdr: Stochastic gradient descent with warm restarts. *arXiv preprint arXiv:1608.03983*, 2016.
- [37] Priya Goyal, Piotr Dollár, Ross Girshick, Pieter Noordhuis, Lukasz Wesolowski, Aapo Kyrola, Andrew Tulloch, Yangqing Jia, and Kaiming He. Accurate, large minibatch sgd: Training imagenet in 1 hour. *arXiv preprint arXiv:1706.02677*, 2017.
- [38] Tsung-Yi Lin, Michael Maire, Serge Belongie, James Hays, Pietro Perona, Deva Ramanan, Piotr Dollár, and C Lawrence Zitnick. Microsoft coco: Common objects in context. In *European conference on computer vision*, pages 740–755. Springer, 2014.
- [39] Mark Everingham, Luc Van Gool, Christopher KI Williams, John Winn, and Andrew Zisserman. The pascal visual object classes (voc) challenge. *International journal of computer vision*, 88(2):303–338, 2010.

- [40] Yuxin Wu, Alexander Kirillov, Francisco Massa, Wan-Yen Lo, and Ross Girshick. Detectron2. <https://github.com/facebookresearch/detectron2>, 2019.
- [41] Tete Xiao, Colorado J Reed, Xiaolong Wang, Kurt Keutzer, and Trevor Darrell. Region similarity representation learning. *arXiv preprint arXiv:2103.12902*, 2021.

In the appendix, we present details of the selective search algorithm, the ImageNet linear evaluation results and the broader impact of this work.

A Selective Search

A.1 Implementation Details

There are mainly three parameters in the selective search approach: *scale*, σ and *min_size*. The parameter *scale* controls the number and size of the produced segments, that higher *scale* means less but larger segments. The parameter σ is the diameter of the Gaussian kernel used for smoothing the image prior for segmentation. The parameter *min_size* denotes the minimum component size. We use the default values of this approach: *scale* = 500, σ = 0.9 and *min_size* = 10.

A.2 Visualization

Figure 2 shows the proposals generated by the selective search approach, which shows reasonably good to cover the objects.




Figure 2: Proposals found by the selective search approach. The visualized proposals are randomly drawn from all proposals in each image for clear view.

A.3 Statistics

The distribution of proposal number and size in each image are shown in Figure 3.

B Linear Evaluation on ImageNet-1K

In this section, we present the ImageNet-1K linear evaluation results for reference.

Only the backbone (ResNet-50) weights are leveraged for ImageNet linear classification, and all of the dedicated modules (e.g. FPN) are dropped. Our linear classifier training follows common practice [4, 3, 7, 9]: random crops with resize of 224×224 pixels, and random flips are used for data augmentation. The backbone network parameters and the batch statistics are both fixed. The classifier is trained for 100 epochs, using a SGD optimizer with a momentum of 0.9 and a batch size of 256. The initial learning rate is set to 30 and the weight decay is set to 0. In testing, each image is first resized to 256×256 pixels using bilinear resampling and then center cropped to 224×224 .

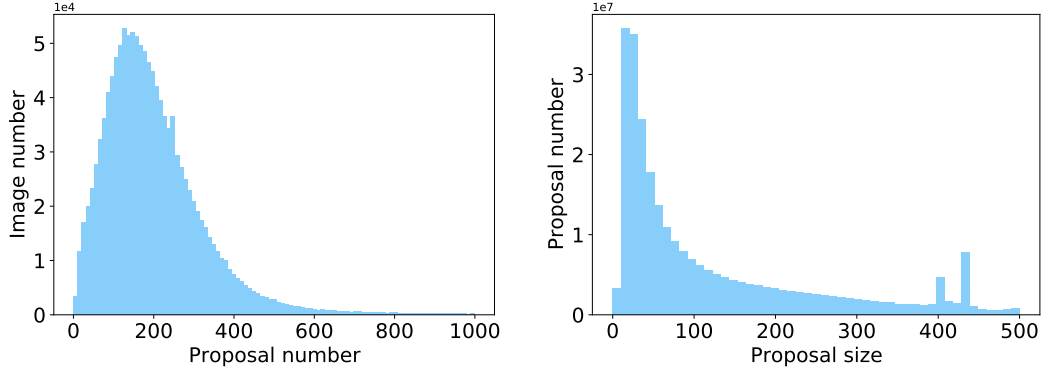


Figure 3: (Left) Histogram of the proposal number per image. (Right) Histogram of proposal size. We denote the proposal size by \sqrt{hw} , where h and w are the height and width of the proposal box, respectively.

Table 7: Comparison with state-of-the-art methods on ImageNet-1K linear evaluation with the **ResNet-50** backbone. The table is split to two sub-tables for better placement.

(a) Sub-table 1.				(b) Sub-table 2.			
Methods	Epoch	Top-1	Top-5	Methods	Epoch	Top-1	Top-5
Supervised	90	76.5	-	MoCo [4]	200	60.6	-
SoCo (C4)	100	59.7	82.8	SimCLR [9]	1000	69.3	89.0
SoCo (C4)	400	62.6	84.6	MoCo v2 [5]	800	71.1	-
SoCo (FPN)	100	53.0	77.5	InfoMin [6]	800	73.0	91.1
SoCo (FPN)	400	54.2	79.5	BYOL [3]	1000	74.3	91.6
SoCo* (FPN)	400	53.9	79.2	SwAV [7]	800	75.3	-
				SimSiam [8]	800	71.3	-

Table 7 reports top-1 and top-5 accuracies (%) on the ImageNet-1K validation set. The performance of SoCo is lower than previous image-level self-supervised pretraining methods. We expect joint image-level and object-level tasks could bridge this gap, and will be left as our future exploration.

C Broader Impact

This work aims to design a self-supervised pretraining method for object detection. Any object detection applications may benefit from this work. There may be unpredictable failures. The consequences of failures by this algorithm are determined on the down-stream applications, and please do not use it for scenarios where failures will lead to serious consequences. The method is data driven, and the performance may be affected by the biases in the data. So please also be careful about the data collection process when using it.