

Does Persuasive Technology Make Smartphones More Addictive?

- An Empirical Study of Chinese University Students

Xiaowei Chen

EECS School of Electrical Engineering and Computer Science

KTH Royal Institute of Technology

Stockholm, Sweden

xiaowei2@kth.se

ABSTRACT

With the development of computer hardware, computers with persuasion have become more powerful and influential than ever. The latest trends show that Persuasive Technology integrates with cutting-edge technologies, such as Natural Language Processing, Big Data, and Machine Learning algorithms. As persuasion is becoming increasingly intelligent and subtle, it is urgent to reflect on the dark sides of Persuasive Technology. The study aims to investigate one of Persuasive Technology's accusations, making smartphones more addictive to its users.

The study uses questionnaires and in-depth interviews to examine the impact of persuasive technologies on young smartphone users. The participants of the study are 18 to 26 years old Chinese university students. Questionnaires were distributed through a university forum, student group chats, and Tencent Survey Service. Ten interviewees were sampled randomly from the survey results. Eight interviewees shared their smartphone screen time for three consecutive weeks after the interview.

Among the 183 participants, 84.70% (n=155) spend over (or equal to) four hours per day on their smartphone, 44.26% (n=81) indicate that smartphones negatively affect their studies or professional life. Ten interviewees evaluated that they could reduce screen time by 37% if they could avoid all persuasive functions. Five out of eight interviewees reduced their screen time by 16.72% three weeks after the interviews by voluntarily turning off some persuasive functions on their smartphones.

This study provides empirical evidence to argue that persuasive technologies increase users' screen time and contribute to the addictive behaviours of young smartphone users. Some commonly used persuasive design principles could have negative long term impacts on users. To sum up, the ethical problems that Human-computer interaction (HCI)

designers face and users' neglected rights of acknowledgement were discussed.

KEYWORDS

Persuasive Technology, Persuasive design principles, Smartphone addiction, HCI ethics

1 INTRODUCTION

Fogg was one of the first scholars who researched the overlapping field of persuasion and computer technology. Fogg created the term "Captology" to study computers as persuasive technologies. Since then, persuasive technologies were explored from multiple angles by academia and industries and have been integrated into various hardware and software products, affecting users' healthcare, education, and lifestyle.

Studies find that persuasive designs can sometimes negatively affect users' attitudes and behaviours with the ubiquitous digital devices and subtle integration of persuasion. On the one hand, for products designed to serve their customers better, there are possibilities that good intentions might cause unintended impacts on the users. One prominent case is the introduction of the Facebook "like" button, which was intended to encourage positive vibes between its users. However, studies have shown that the like button negatively affects users' mental health, resulting in social comparisons and increased envy and depression [3]. On the other hand, in the context of the attention economy, persuasive designs insatiably seek users' attention and consume their leisure time [15], which might cause users to become addicted to their products. Experts have observed that increasing numbers of people are addicted to digital devices and mobile applications (apps) integrated with persuasive designs.

Most Persuasive Technology studies focus on its positive effects; however, scholars have paid increasing attention to its adverse effects. According to Nyström and Stibe, 32 peer-reviewed journals addressing the harmful effects of Persuasive Technology on its users by October 2018, regarding volunteerism, privacy, ethical concerns, and users' awareness [10]. Inspired by their research, this study focuses on the relationship between Persuasive Technology and smartphone addiction. Specifically, questionnaires and in-depth interviews are applied to collect data related to the smartphone usage behaviour of Chinese university students. Based on these data, the author investigates the relation between Persuasive Technology and smartphone addiction.

The remainder of this paper is organised as follows. First, the definitions, applications and ethical concerns of Persuasive Technology and studies about smartphone addiction are examined. Second, the study methods and data analysis software are described in detail. Third, study results and discussions are presented. Finally, conclusion and future work are discussed.

2 LITERATURE REVIEW

Definitions: Fogg defined Persuasive Technology as "interactive computing systems designed to change people's attitudes and/or behaviours, without using coercion or deception" [7]. Fogg excluded unethical applications from the definition. Kampik, Nieves, and Lindgren studied the persuasive properties of several popular applications, including Duolingo, Facebook, Slack, and YouTube. They noticed that the line between persuasion, deception, and coercion could be blurred via existing technologies and suggested re-defining Persuasive Technology as "any information system that proactively affects human behaviour, in or against the interests of its users" [9]. They defined four core requirements of Persuasive Technology, i.e., intentionally persuasive, behaviour-affecting, technology-enabled and proactive.

Applications: Oinas-Kukkonen and Harjumaa developed Fogg's taxonomy of persuasive design principles and proposed a framework for the design and evaluation of persuasive systems, namely the Persuasive System Design (PSD) model (see Figure 1). The PSD model divides the design principles of persuasive software systems into four categories: primary task support, dialogue support, system credibility support, and social support [11]. Orji and Moffatt analysed 85 articles on persuasive technologies for health and wellness. They found the most employed strategies in these cases are "tracking", "monitoring", "feedback", "social support, sharing and comparison", "reminder", "alert, reward, points, credits", "objectives", and "personalisation" [12]. Both studies advance the research on persuasive applications and enable

users to picture how persuasive technologies were designed and implemented.

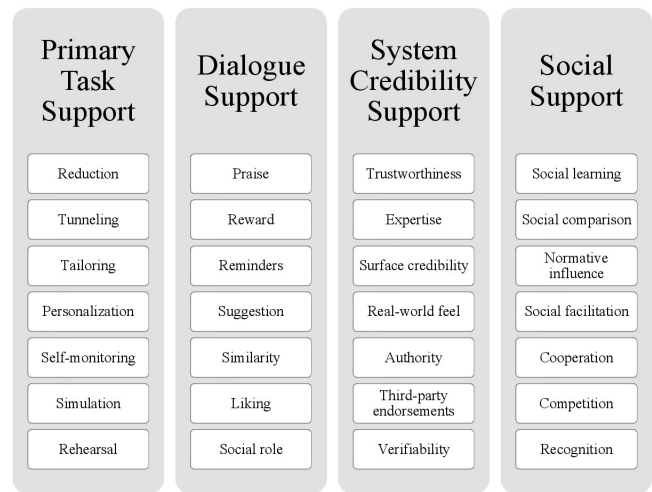


Figure 1: The PSD model

Ethical concerns: Berdichevsky and Neuenschwander discussed the potential negative impacts of Persuasive Technology on its users and proposed a set of principled guidelines for Persuasive Technology design. They postulated a golden rule: Persuasive Technology designers should never seek to persuade users of something they would not consent to be persuaded of themselves [2]. Fogg regarded the ethical issues of Persuasive Technology as those for persuasion in general and recommended designers to perform stakeholder analysis in complicated situations. As novel interactive technologies and gamification evolve, HCI designers and technology users need to learn applications of these novel technologies. In addition, Fogg predicted that persuasive technologies might encounter increasing scrutiny of policymakers because of their potential impacts on the public, thereby resulting in stricter regulations to guard against certain tactics to protect specific audiences [7]. Borgefalk and Leon observed the rise and proliferation of digital platforms that use persuasive strategies and designs in business operations, proposing interdisciplinary research approaches, which combine persuasive technologies, governance, and management studies, to address the ethical challenges [4].

Addiction problem: Persuasive technology has been accused of addictive influence upon young teenagers in news reports and psychologists' testimonies, persuading young users to spend extended time online with social media and games [6]. Smids pointed out that persuasive technologies influence users to overlook and even exhaust self-control in certain conditions [13]. The exhaustion of self-control might lead to addiction problems. Smids recommended that

HCI designers need to perform voluntariness assessments of persuasive technologies. Cemiloglu et al. compared theories applied to explain digital addiction behaviours with the principles of the PSD model, suggesting that certain PSD principles, such as reduction, reward, social comparison, liking and personalisation, may trigger and expedite digital addiction in specific contexts [5].

Almourad et al. have analysed different definitions of Digital Addiction from 47 studies, including those on the internet, gaming, and smartphone addiction. A range of features was identified and classified into several categories; although some features are subjective and inconsistently applied, it gives a holistic picture of how digital addiction could affect a person in multiple aspects, such as device usage, social, accompanying feeling and clinical symptoms [1] (see Figure 2). Until March 20, 2021, 63 journals with the keyword 'Per-

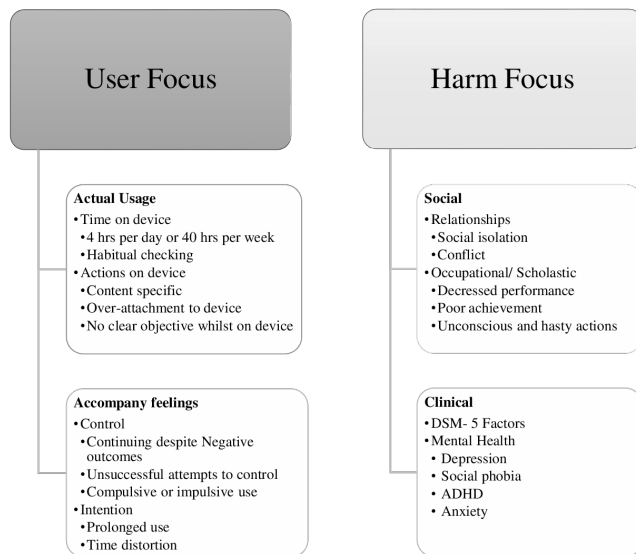


Figure 2: Digital Addiction features

suasive Technology/Design' can be retrieved from CNKI and Wanwei (two Chinese journal databases). Most of these papers focus on health management and education applications of Persuasive Technology. There is no research on the relation between digital addiction and Persuasive Technology in Chinese academic to the best of my knowledge.

3 RESEARCH METHOD

3.1 Participants

The study chose Chinese university students as the survey object based on three reasons: First, the Ministry of Industry and Information Development of China has not yet issued

any regulations relating to persuasive technologies. In addition, in terms of designing persuasive technologies ethically, there is no consensus among Chinese information technology companies. As a result, it is urgent to study the latest development of persuasive technologies in China. Second, university students are relatively autonomous and can choose applications according to their own will, contributing diversity to the study. Third, although the participants come from different study programs and cities, the similar boarding campus living environment allows multivariate analysis of the data. Participants were reached by the university intranet forum (Beijing Institute Of Graphic Communication), student group chats (Energy and Sustainability study program of Zhejiang University), and Tencent Survey Service (distributed to 18 to 26 years old university students). The survey was published on April 3, 2021, and data collection remained open until April 25, 2021. During this period, the survey was viewed by 5765 users from various channels.

3.2 Survey Design

The survey was semi-structured and included multiple-choice questions and free text questions. Two focus groups were held to discuss the design and layout of the survey. The survey consisted of the following three sections:

The demographics section surveyed the age, gender, smartphone Operating System (OS), study programs, and grade (i.e., Bachelor [freshman, sophomore, junior, senior] or graduate [master's student, PhD student]) of the participants.

The smartphone usage section aimed at collecting data about participants' smartphone usage habits (screen time and gaming time) and their reflections which comprised the following questions:

- Do you feel that the use of Smartphones takes up too much time? (response: Yes/No/Hard to tell/Occasionally)
- Have you tried to control your smartphone usage time? (response: Yes, I reduced my usage time. / Yes, but I failed to reduce my usage time. / No, I do not intend to reduce my usage time. / No, but I plan to reduce my usage time in the future.)
- Do you inadvertently use your smartphone for longer times than you planned? (response: No/Very Rarely/Rarely/Occasionally/ Frequently)
- Does the smartphone negatively affect your studies or professional life? (response: No/Very Rarely/Rarely/ Occasionally/ Frequently)

The perception of persuasive applications section consisted of two open-ended questions investigating participants' perception of persuasive applications on their smartphones. The

questionnaire ended with asking whether the participants are willing to be interviewed:

- *Are there any apps that changed your attitude or behaviour? (If yes, please elaborate briefly.)*
- *Are there any functions, apps, or designs of your smartphone that let you develop new habits? (If yes, please elaborate briefly.)*
- *Would you like to participate in a 30-minute interview about your smartphone usage habits? (If yes, please leave your contact details.)*

3.3 In-depth Interview Design

Ten interviewees were sampled randomly from the above survey results with submitted contact information between April 6 (172 valid results were collected by then, which outnumbered the study plan of collecting 160 results) and April 11. The in-depth interviews aimed at studying the relation between persuasive applications and smartphone usage habits of the interviewees. The interview consisted of the following seven questions:

- *Would you mind going through the Digital Addiction Features graph and tell me which features match your experience? (Figure 2 was presented to the interviewees)*
- *Please indicate the occasions when you have to use your smartphone daily.*
- *Please evaluate the needed hours for these necessary occasions. What are the factors that caused you to spend more on your smartphone?*
- *Have you learned about Persuasive Technology before? (If yes, can you elaborate a bit.)*
- *Discuss Persuasive Technology definitions and applications with the interviewees.*
- *Can you recognise some persuasive applications/features/designs on your smartphone?*
- *Would you mind evaluating the impact of the above-mentioned persuasive applications on your smartphone usage?*

Interviews lasted between 18 and 45 minutes in duration and were conducted remotely via WeChat voice call. The interviews were recorded with permission. Weekly return visits were scheduled for three consecutive weeks to monitor interviewees' smartphone screen time and usage habits. Interviewees shared screenshots of screen time voluntarily to log the usage time record.

3.4 Data analysis

For screen time and gaming time, mean numbers were calculated for different gender and operating systems. The percentages of participants who choose the same options were computed. Quantitative analyses were performed using Excel (Microsoft Corp) and SPSS Statistics 26 (IBM Corp). The open-ended questions and interviews were transcribed and coded into Excel and analysed according to themes. Sentimental analyses were performed using Excel Azure Machine Learning (ML) extension; additionally, results were manually checked to avoid errors. Data were visualised using SPSS Statistics 26 and Python Seaborn Library [14].

4 RESULTS

4.1 Survey Results

4.1.1 Sample Demographics. Two hundred and forty-eight questionnaires were returned. With Tencent's automatic spam screen and manual age-grade consistency check, 183 questionnaires were verified as valid. There are 90 male and 93 female participants, ranging from 18 to 26 years old (mean 21.73). 83.06% (n=152) of the participants use Android smartphones, while 16.94% (n=31) use iPhones (see Figure 3). The most common study programs in the survey sample are: engineering (n=27, 14.75%), economics & management (n=25, 13.66%), computer science (n=23, 12.57%), and E-commerce & marketing (n=13, 7.10%).

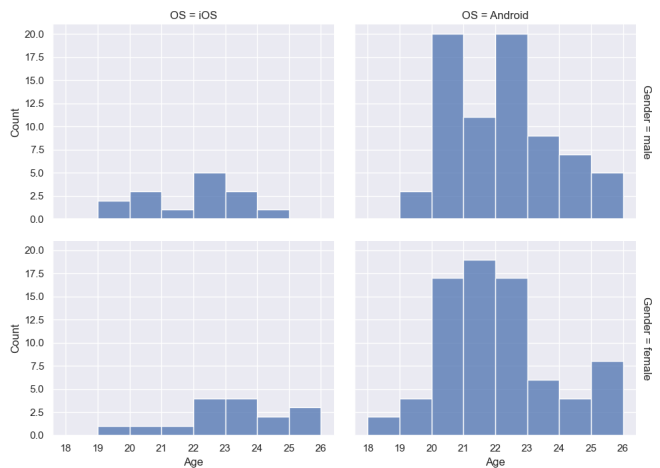


Figure 3: Age, gender, OS count

4.1.2 Smartphone Usage. The participants spend on average 5.64 hours/day on their smartphones. 15.30% (n=28) of them spend less than four hours per day on their smartphone, while 84.70% (n=155) spend over or equal to four

hours. On average, iOS participants use their phones 6.48 hours a day, while Android participants 5.46 hours (see Figure 4). Female users (mean, 5.85 hours) spend more time on their smartphones than male users (mean, 5.41 hours) (see Figure 5). According to the average screen time of different ages, as the age increases, participants spend less time on their smartphones.

66.67% (n=122) of the participants indicate that they spend too much time on their smartphones. 83.06% (n=152) of the participants tried to control their smartphone usage time; among them, 58 (mean, 5.31 hours) participants reduced their screen time while 94 (mean, 5.82 hours) participants failed. 122 (66.67%) participants (frequently and occasionally) use their smartphones for longer times than they planned (see Figure 6), while 81 (44.26%) participants (frequently and occasionally) think smartphones negatively affect their studies or professional life (see Figure 7).

4.1.3 Perception of persuasive applications. 145 (79.23%) participants answered the open-ended question: *Are there any apps that changed your attitude or behaviour?* Among the filled-in answers, 38 participants only mentioned application

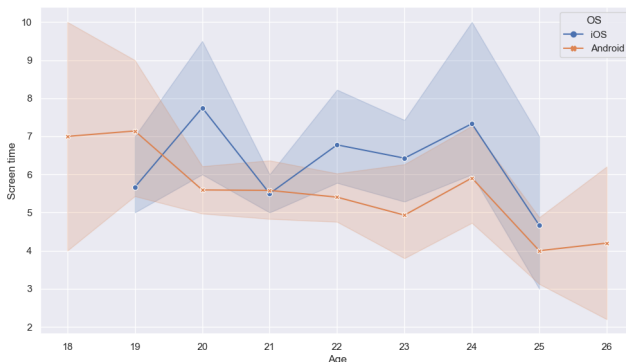


Figure 4. Screen time age/ OS

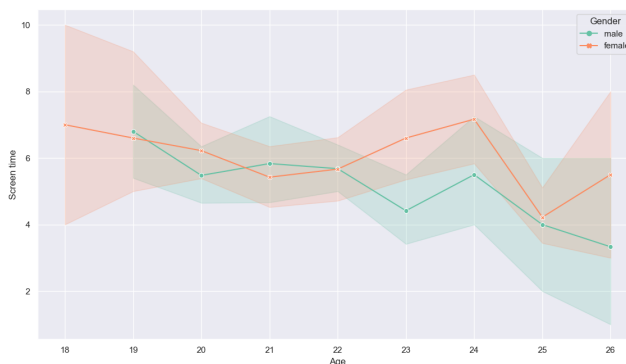


Figure 5. Screen time age/ gender

names, with no specification of how these applications influenced them. As a result, 107 valid answers were analysed by Azure to identify the sentiments. The analysis revealed that 60 (56.07%) answers were marked as positive, 11 (10.28%) as neutral, and 36 (33.64%) as negative. The most mentioned applications are TikTok, WeChat, Honor of Kings, Kuaishou short video, Little Red Book, Weibo and Taobao (see Table 1). These are the most popular apps among young Chinese. Surprisingly, TikTok, WeChat, Honor of Kings, and Taobao were most frequently mentioned as having negative influence on the participants.

As for keywords, "**Time**" has been mentioned by 23 participants. Positive sentiments were associated with Countdown (a timer app with schedule features), Forest (assist users to focus on their assignments), Douban (an online community of book, music and movie lovers), tutorial apps (extracurricular studies), Screen Time (iOS and Android digital health functions), and Toma Todo (a timer app with screen locker function). In contrast, negative sentiments were linked to Honor of Kings (game), TikTok (short video platform; nine participants mentioned that they spent too much time on TikTok), WeChat, and QQ (both are Tencent social media).

More than ten users commented on a set of lifestyle, hobbies and learning apps: Keep (exercise app), Mint (healthy diet), National Karaoke (hobby), Kuwo Music, Duolingo (language learning), and Fluently Speaking (English learning app). None of the participants gave negative comments to these apps. Words such as "fun", "inspiring", "helpful", "time", and "learn" were found in these positive comments.

121 (66.12%) participants answered the question: *Are there any functions, apps, or designs of your smartphone that let you develop new habits?* Among the filled-in answers, 21 participants have not elaborated on their answers. Azure marked the answers with descriptions four as negative, 25 as neutral, and 70 as positive. 31 (16.94%) participants mentioned the functions of their smartphone with positive sentiments, such as: "AI assistant is so smart, I get used to operating my phone using voice", "Digital Health function gives me a clear idea about how much time I spend on my phone", "I use phone memos to write lab notes, it is so convenient", and "Turn on NFC by double-clicking, making the payment process easier, saving my commute time". It can be seen that these participants were satisfied with the utilization and application of the latest technology, and they accepted and appreciated the convenience brought by smartphones.

The most mentioned smartphone applications that lead to new habits are WeChat (11 times, about changing ways of socialising and making payments); Toma Todo (6 times, about assisting users with concentrating on learning); Alipay (4 times, about digital payment and feeding pets on virtual

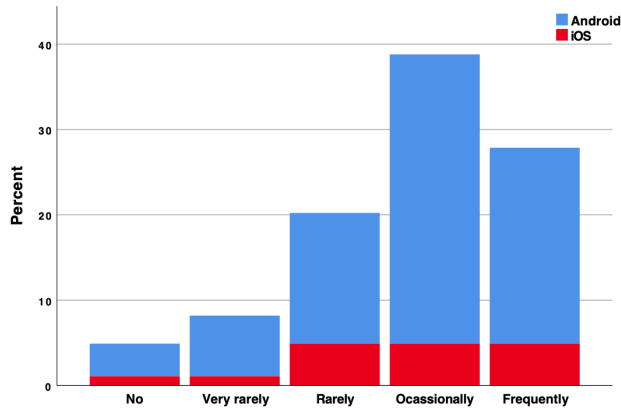


Figure 6 Use more than planned

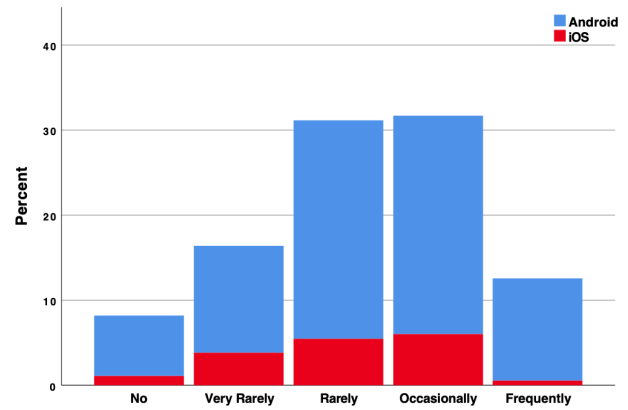


Figure 7 Negatively affect my life

Table 1. Apps that changed attitudes or behaviours of the participants

Applications	Sentimental Analysis				Count	Comments
	Pos	Neu	Neg	N.D.		
TikTok	11	2	10	5	28	Learn skills/ Broad horizon/ Inspirational/ Kill boredom/ Knowledge. Lose control/ Can't stop/ Too much time. You can watch anything on it (Neutral).
WeChat	5	2	8	4	19	Help me with social/ Inspiring tweets/ Convenient to pay. Without notice, half of my screen time spent on social media/ FOMO/ Constantly check my phone/ Distraction.
Honor of Kings			3	7	10	Angry/stay up late/decreased self-control and study time (Gaming).
Kuaishou short video	4		3	2	9	Life tips/ Diverse/ You can see everything. Vulgar/ Don't want to put down your phone/ not so positive.
Little Red Book	7			2	9	Learn new knowledge/ Different people and diverse world/Help me with dress code.
Learning apps online lectures (2); XueXiaoYi (1); Xuexi Tong (1); Zhihu (4)	6			2	8	Learn a lot in extracurricular. TED videos. Help me with my study. Learn Knowledge/ Ideas about life and science (Zhihu).
Forest (4); Toma Todo (3)	6			1	7	Focus/Reduce time playing my phone (Forest). More concentrate on study/ Schedule my study time (Toma Todo)
Weibo	4	1	2		7	Diverse world/ Meet new people. Check phone for too much time.
Taobao		2	3	1	6	Addiction/ No longer enjoy shopping malls/ spent too much money on it.

Notes: Pos for Positive; Neu for Neutral; Neg for Negative; N.D. for No Detail.
 *(n)' in Applications means count of the specific application.

farms); Baidu (3 times, about map and search engine). All these comments are quite positive or neutral, except one participant mentioned that "WeChat has negative influences on my sleep time".

4.2 In-depth interviews

119 (65.03%) questionnaires returned with contact details, with 65 male and 54 female. Ten interviewees were randomly sampled from the contact list (five female, five male). The interviewees came from various study programs, including energy and sustainability, computer science, media and civil engineering (see Table 2). The interviewees spent on average 6 hours/day on their smartphones, while the mean screen time of questionnaires was 5.64 hours/day.

Table 2. Summary of interviewees information

Participants	Age	Gender	OS	Study program	Grade	Screen time (hrs/d)
P1	19	female	Android	media	freshman	6
P2	22	male	Android	civil engineering	senior	7
P3	22	male	Android	computer science	master's student	4
P4	22	female	iOS	mathematics	senior	6
P5	22	female	Android	language	senior	7
P6	23	female	Android	medicine	junior	8
P7	23	male	iOS	computer science	senior	6
P8	23	male	Android	energy and sustainability	PhD student	5
P9	24	male	Android	energy and sustainability	master's student	5
P10	24	female	iOS	media	master's student	6

4.2.1 *Self-evaluation of smartphone usage.* After going through the features of digital addiction definition (Figure 2), interviewees indicated which features match their experience. The most frequently mentioned features are using smartphones "over four hours per day", "habitual checking (unconsciously unlocking)", "checking specific content on smartphones", "time distortion (forget about time)" and "prolonged usage" (see Table 3). Besides, three interviewees expressed that their performance in study/job has been less productive recently due to excessive use of smartphones:

"I know that I spend too much time on my smartphone, it negatively affects me. **I cannot focus on studying** and often drift away. Tried a few times to reduce screen time; however, I never succeeded." (P2)

"I was troubled by the notifications. I fear that I will miss something important if I do not read them. Some reads make me **emotionally disturbing**, which affect my study and productivity." (P5)

"Playing with smartphone causes me to delay the hand-in of assignments. When the stress is high, it is more difficult to put aside my phone. This led to **a cycle of inefficiency and self-indulgence.**"(P3)

Table 3. Self-evaluation of smartphone addiction

Self-evaluation	Count
Over 4 hours daily	10
Habitual checking (unconsciously unlock)	9
Unsuccessful attempt to control	7
Check specific content on smartphone	6
Time distortion (forget about time)	6
Prolonged usage (use more than planned)	6
Over-attachment to my smartphone	4
Anxiety associated with smartphone	4
Decreased Performance in study/job	3
No clear objective whilst on device	3
Poor achievement	2
Emotional disturbing with notifications	1
Panic attack if I do not have phone nearby	1
Procrastination, can't stop checking phone	1

P8 and P10 expressed that they were worried about spending over two hours daily on WeChat to socialise with peers, fear of missing out. Additionally, both interviewees are actively involved in Xianyu, a popular second-hand marketplace app.

"I am a photography lover. I plan to sell my current camera and purchase another model. To make my items more visible, I need to refresh my sales on the app hourly. It's a habit now. Xianyu disabled their website marketplace years ago; **I have to use my smartphone to manage transactions.** It doesn't cost me too much time. However, I usually check other apps after the Xianyu hourly refresh. This is the reason why I unlock my smartphone so frequently" (P8)

As P8 commented that customers could use Xianyu on laptop years ago, however, the company disabled the website marketplace to force the frequent users to download its app. P8 also described another example of Cainiao logistics. Cainiao planned to cancel the text message service of picking parcels and requested all users to download its app to receive parcel information before a planned date, which encountered heavy criticisms from various consumers. It seems that some companies were using cancellation of services as a strategy to persuade its users to accept its new service.

In order to gain a deeper understanding of the roles of smartphones in interviewees' daily lives, the interviewer proposed a question to check in which situation the interviewees must use smartphones and corresponding functions. According to different functionalities, these necessary daily apps can be divided into six categories:

Social media: QQ, WeChat, Weibo, Douban, Little Red Book;

Shopping: Taobao, PinDuoDuo, JD, Alipay, Xianyu, Meituan takeaway;

Work/study: DingTalk, University apps, Email, NFC commute card;

Tools: Vocabulary apps, Map, Forest, Stock and Fundings, Toma Todo, Calendar;

Readings: Zhihu, WeChat news subscription, Qidian online;

Leisure: Music apps, Games, Short video apps, Streaming service;

When the interviewees were asked to evaluate the needed hours for their necessary occasions, the hours range from 1 hour to 5 hours. The mean value of the self-evaluated necessary occasions is 3.5 hours, which is 58.33% of their filled-in screen time (mean value=6 hours). Furthermore, the interviewees discussed with the interviewer about factors that caused them to spend extended hours:

*"I feel **bored** when commuting, so I play with my smartphone like others; When I encounter difficulty in writing my bachelor thesis and my internship tasks, I would check social media and escape from all the **stress** during the break to **relax**."* (P5)

*"My roommate and I compete with each other on the Alipay virtual farm. It's a silly game; however, it's **fun** to have a routine game with a friend. Additionally, I play TikTok videos when I have meals; then, time flies without notice."* (P6)

*"I know that using a smartphone for 6 hours daily is a bit too much. The entertainment provided by the smartphone is very convenient. Since I am so **happy** when playing on the device, and making changes will be painful, why do I need to control my usage? If the purpose of life is to pursue happiness, smartphones can indeed fulfil my needs."* (P7)

*"When I hang out with my friends during the weekends, I have less screen time. However, when I spend weekends by myself, I feel **isolated** if I don't refresh social media. Also, commuting between two campuses of the university takes 3 to 4 hours each week. I play with my phone on public transportations."* (P9)

From the above descriptions, we can see phrases associated with emotions were used: "bored", "stress", "relax", "fun", "happy", "isolated". We could interpret smartphones as interactive agencies between the interviewees and the other users (online strangers/peers/friends /family members) in these narratives. As interactive computing devices, users project personal emotions through smartphones and receive external emotions when they operate smartphones. These internal and external emotional fragments interact with each other and have direct impacts on user's daily life.

4.2.2 Identification of persuasive technologies. Two interviewees from computer science (P3 and P7) and one interviewee from media major (P10) have learnt about definitions and applications of Persuasive Technology in prior studies. The other seven interviewees did not know Persuasive Technology before the interview. To investigate the influence of persuasive technologies upon the interviewees, definitions, applications and examples of Persuasive Technology were discussed with interviewees to ensure that the interviewees understand what Persuasive Technology is and how persuasive technologies work.

After the discussion, the interviewer invited the interviewees to identify the Persuasive Technology applications and features they used daily. The persuasive applications, designs and features from the interviewees can be classified into the following categories:

Shopping: Taobao, Pinduoduo, Xianyu, and JD recommend new purchases based on users' search and typing history. Meituan takeaway notifies users according to users' location, profile, and weather forecast. Additionally, all these apps send coupons to stimulate new purchases. PinDuoDuo uses "free" orders (interactive algorithms) to attract users' attention and encourage users to buy cheap products.

Social media: Little Red Book integrates purchase links into their online community, making it easy to place orders from the influencers' posts. WeChat subscriptions, QQ notifications, Weibo and Douban home page recommend articles and ads based on the user's viewing history and profile.

Leisure: Short videos, user-generated content, and streaming platforms recommend new videos/ playlists based on the user's viewing history (i.e. WeChat video, TikTok, Kuaishou, iQIYI, Youku, Bilibili, YouTube). TikTok and Kuaishou integrate buying links with video contents, encouraging users to place orders with only one click.

Reading: Top Buzz news and Zhihu recommend articles based on users' reading history. ML algorithms were applied to provide personalised suggestions. Ads were personalised according to users' unique profile, making the ads more attractive and relevant to users.

Tools: Time management apps such as Toma Todo and Forest have persuasive features to help users focus on their assignments. Keep and Mint have persuasive reminders to encourage users to exercise and eat healthy diet. Vocabulary apps use personalised notification and goals to remind users to check in daily. Baidu map highlights restaurants and shops who paid promotion fees to make their locations more visible than the others.

OS: The red dot on application and system icons draws users' attention and keeps persuading them to click on them

(iOS and Android). Xiaomi and Huawei brought in recommendations of readings and apps after system updates. Participants were annoyed by these unconsented services, which are difficult/ impossible to be turned off.

Persuasive features have been observed in most necessary applications, except for few tools (stock & fundings, calendar) and study/work apps (DingTalk, university app, Email and NFC commute card). Interviewees used negative expressions to describe their persuasive experience of overly considerate services, knowing users to a creepy degree, and distracting reminders. On the other hand, interviewees used positive expressions to discuss the persuasive features of time management apps, Keep, Mint, and vocabulary apps. Interviewees are relatively neutral about persuasive technologies, but they are annoyed that they cannot turn off some persuasive features that were imposed on them without consent.

4.2.3 Evaluation of the effects of persuasive technologies. At the end of the interviews, interviewees spent two to three minutes reflecting on their smartphone usage and evaluating the influence of persuasive applications on them. All interviewees indicated that persuasive applications increased their smartphone usage time. Specifically, the interviewees evaluated that if they could turn off all persuasive features on their smartphone, they might reduce screen time 10% to 65%, with the mean value of -37% (see Table 4).

All interviewees shared their screenshots of screen time with the author during the interview. Eight interviewees voluntarily allow the author to monitor their screen times for three consecutive weeks after the interviews. Screen time and most used apps were recorded from the screenshots provided by interviewees. Five out of eight interviewees reduced their screen time by 7.14% to 29.38%, with the mean value of -16.72%. Additionally, the author collected comments from the interviewees regarding their smartphone usage changes. Interviewees who reduced their screen time mentioned block of notification, uninstall of apps, travel with friends, Screen time control, and using multiple devices to avoid the frequency of checking his smartphone. In contrast, interviews that did not show significant smartphone usage change spoke of "no intention", "useful", "integration into my daily life", and "only digital device".

The most frequently used apps by interviewees are social medias (WeChat, Weibo, QQ), video platforms (Tencent, Youku, Bilibili), short video apps (TikTok, Kuaishou), shopping apps (Taobao, Pinduoduo, Xianyu, Meituan), reading apps (Ciwei, Qidian) and games. These apps accounted for more than half of the screen time of the interviewees. As we analysed in 4.2.2, nearly all of these apps integrate various

persuasive designs into their services, which increase the time users spend on their smartphones.

5 DISCUSSIONS

The study contributes new knowledge about the severity and scale of smartphone addiction problem among Chinese university students and the relation between Persuasive Technology and smartphone addiction. This section discusses several concerns regarding the entangled persuasion and addiction problem, users' dilemma, HCI ethics, and situating the discussions within the latest findings.

5.1 The entangled persuasion and addiction

Persuasive technologies are tools for many popular apps to exploit users' leisure time and money. The quantitative data found the severity and scale of the smartphone addiction problem to be worse than expected. The author argues that nearly half of the young university students in the demographic group were troubled by smartphone overuse, considering that 66.67% think they spend too much time on their smartphones, and 44.26% (frequently and occasionally) think smartphones negatively affect them (see 4.1.2). Many factors contribute to the behaviour of smartphone addiction. However, according to the self-evaluation, follow-up monitor and apps usage analyses, persuasive designs indeed increase users' screen time. The most time consuming and frequently mentioned apps in this study are social media, shopping apps, short videos and streaming services. These apps seek more recharges, clicks and purchase orders from users. The persuasive designs in these applications do not aim at the well-being and interests of app users.

Persuasive triggers and reminders play crucial roles in cultivating users' habitual behaviour of checking smartphones. Both Fogg's Persuasive Design behaviour model [8] and the PSD model emphasised the role of triggers/reminders in strengthening users to perform target behaviours. In the in-depth interviews, nine interviewees reported that they have symptoms of habitual checking their smartphones (see Table 3). This habitual behaviour was developed in the day-to-day smartphone vibrating, rings, and flashing, which eventually leads to, even without new notifications, users unlocking their phone unconsciously every 15-30 minutes. This habitual checking is one of the symptoms of digital addiction and takes up a considerable amount of users' screen times daily.

Some PSD principles, such as personalisation, reduction and rewards, deprive users' opportunity to make independent decisions in long-term use. Before video platforms and shopping apps introduced ML recommendation algorithms,

Table 4. Screen time and app usage habits of interviewees

Participant	Interview day (hrs/d)	Necessary (hrs/d)	PT	Week 1 (hrs/d)	Week 2 (hrs/d)	Week 3 (hrs/d)	Changes	Comments	Most used apps (hrs/d)
P1	7.82	3.00	-30%	6.87	7.75	7.76	-	No intention to reduce smartphone usage. Smartphone is a useful tool.	Weibo (2.01); WeChat (1.20); TikTok (1.05); QQ (0.70)
P2	10.00	2.50	-50%	8.75	8.41	7.42	-25.80%	I blocked all notifications and try to reduce the frequency of checking my phone.	WeChat (2.38); Videos (1.40); TikTok (1.43); Gaming (1.12)
P3	4.00	2.00	-50%	\	\	\	\	I blocked notification, recommendation, and deleted video apps to reduce my screen time.	WeChat (1.55); Browser (0.73); Music (0.50); Stock app (0.33)
P4	6.00	1.00	-50%	\	\	\	\	\	Douban (1.57); WeChat (1.20); YouTube (0.78); TikTok (0.60)
P5	7.00	3.00	-20%	8.50	8.00	6.20	-11.43%	I travel with friend in another city, do not have much time to play with smartphone.	Gaming (1.67); WeChat (1.50); Meituan (1.38); Weibo (0.38)
P6	9.00	6.00	-25%	8.50	9.28	9.14	-	Smartphone is my only digital device for assignments, lectures and entertainment.	Videos (1.21); Pinduoduo (1.14); Kuaishou (0.98); WeChat (0.78)
P7	6.00	5.00	-25%	8.00	7.40	5.41	-9.83%	I use iOS screen time to control the usage of certain applications.	WeChat (2.35); Bilibili (1.50); QQ Music (0.33); Taobao (0.33)
P8	8.00	5.00	-65%	5.24	6.68	5.65	-29.38%	I used multiple devices to reduce my frequency of checking phone. All work-related tasks have been moved to laptop and iPad.	WeChat (2.82); Bilibili (1.06); Civei reading (0.50); Xianyu (0.38)
P9	7.00	2.50	-10%	6.00	6.40	6.50	-7.14%	I deleted TikTok.	Reading (2.60); WeChat (2.53); Bilibili (0.75); QQ (0.67)
P10	6.00	5.00	-40%	6.00	5.45	6.00	-	Smartphone has been integrated into my daily life, make tasks easier. Smartphone reduced my time of using laptops.	WeChat (1.35); Gaming (1.23); TikTok (0.97); Weibo (0.71)
Mean	7.10	3.50	-37%	-	-	-	-16.72%	-	-

Notes: Interview day screen time, weekly records and most used apps in this table were logged from screenshots provided by the interviewees.
 PT: user's self-evaluation. If they could turn off all persuasive functions, their screen time might change n%.
 '\': No record. '-': No significant changes/not applied. Changes = (Week3 – Interview day)/Interview day.

users had more time to explore different topics and products. Lately, increasing algorithms replaced user's decision making in many cases, which made tasks convenient for users; on the other hand, some interviewees also indicated that some smartphone apps know users to a creepy degree and the recommended videos and products were too attractive to refuse. Ten survey participants complained that the videos recommended by TikTok were so addictive that they wasted "too much time" and "lost control" (see Table 1).

The approach of using human emotions as motivators in persuasive designs could result in addiction to smartphones. Fogg proposed to use "pleasure/pain", "acceptance/rejection", "hope/fear" as motivators to make persuasion more effective. Some information technology companies have adopted this strategy. Recently, with the development of natural language processing, computing power and deep learning, HCI designers have brought interactive intelligence into persuasive applications. Accompanied with the usage of these applications, users gradually formed humanlike relationships with their smartphones. For example, interviewee P7 described that his time with the smartphone is intimate, i.e. a companionship has formed between him and his smartphone. This companionship is happy and at a low cost, and he does

not perceive any harmful effects of extended usage of smartphones (see 4.2.1). This easy access to pleasure, acceptance and hope could make users addicted to their smartphones.

Based on the above empirical evidence, the author believes that the complex smartphone addiction problem is entangled with the abusive application of Persuasive Technology. When analysing the problem of smartphone addiction, Persuasive Technology can be an entry point. On the other hand, HCI designers need to consider the long-term impact of their products in terms of time consumption, habit cultivation, decision-making deprivation and human-computer relationship.

5.2 Can users escape from persuasion?

Many societies are undergoing large-scale digital transformation, moving both public service and private business online. The high penetration of smartphones in a society divided reality into two realms: online and offline. It is almost impossible to live everyday life without smartphones. Specifically, people would face social, study, mobility, and work difficulties without some necessary functionalities of smartphone applications (see 4.2.1). This high-level digitalisation

of society can explain why 84.70% of the survey participants spend over or equal to four hours daily on their smartphones. People literally can not refuse smartphones when living in digital societies.

Persuasive designs have been observed in most daily necessary apps by the study interviewees, except for a few tools and study/work apps (see 4.2.2). For shopping apps, the most used persuasive principles are personalisation, reduction, suggestion and rewards; for social media, the most used principles are recognition, personalisation, comparison, and reminders; for leisure and readings, the most used principles are liking, suggestion, tracking, reduction and monitoring. This observation overlapped significantly with Orji and Moffatt's analysis [12]. However, they found these most commonly employed persuasive strategies by analysing persuasive technologies for health and wellness. In this study, the authors found that these strategies are also widely employed in social media, shopping, leisure and reading apps.

Moreover, these popular apps not only use context information and cutting-edge technologies to persuade users, but the digital platforms these companies have built over the past two decades have also formed monopolies in their respective fields, such as Tencent's WeChat in the field of instant message and social networking, and Alibaba's Taobao and Xianyu in C2C E-commerce. When persuasive designs are integrated into almost all popular apps, users are unavoidably surrounded by persuasion in their lives.

As a result, people have to use smartphones to live an ordinary life in digital societies, accepting the persuasive designs of Android or iOS. Intending to perform daily tasks, users need to install social, payment, and finance apps and click "I Agree" on the service agreement. After that, whether they like it or not, they will be exposed to endless persuasions until numb to all reminders, acceptance of offers or exhaustion of self-control. To sum up, users can choose not to use a smartphone or install any persuasive applications in rare cases; yet, users have no opportunity to escape from the prevalent persuasions in digital societies.

5.3 Ethical challenges in designing persuasive technologies

Persuasion in interactive computing systems is becoming increasingly intelligent, subtle and influential. As Fogg pointed out, when a user faces interactive technology, the user receives a signal and can respond immediately, unlike traditional televisions and newspapers, which often accompany a cooling-off period. Additionally, smartphones enable persuasive technologies to get user context information, making persuasion more effective and sometimes motivating users to do some unintended actions [8]. With the development of

computing power and optimisation algorithms, persuasion technology has been able to track and make personalised reminders on smartphones instantly and persistently.

Due to the absence of governmental regulations and industry consensus of Persuasive Technology, there are no bottom lines in blurring persuasion, deception and manipulation. There are several shocking facts observed in these popular apps: no disclaimer of persuasions which acts as the function of advertisements, e.g. some trending articles on Zhihu and Weibo who were paid promotions; endless seeking attention and exploiting clicks from users, which caused users annoyed and in some cases exhaustion of self-control, e.g. the broad adoption of red dots on app and OS icons; using powerful ML algorithms to persuade users to spend extended time on their apps, e.g. the addictive algorithm of TikTok recommendation. Many of these persuasive functions of smartphones and applications can not be turned off by users.

There are discussions about the ethical approaches in persuasive technologies regarding stakeholder analysis [7], moral principles [2], voluntariness assessment [13] and interdisciplinary approach [4]. Considering that seven out of ten interviewees have no concept of Persuasive Technology before the interviews (see 4.2.2), most smartphone users do not know what Persuasive Technology is and how these designs constantly persuade them. The author argues that one urgent ethical challenge HCI designers face is that persuasive technologies have reached the ubiquitous and influential situation; however, most users were persuaded without consent and acknowledgement. All these unconsented and unacknowledged persuasive technologies are operating in the grey zone of manipulation and deception.

6 CONCLUSION AND FUTURE WORK

This study is one of the first attempts to investigate the relationship between Persuasive Technology and smartphone addiction. The study investigates the scale and severity of smartphone addiction in young university students and finds the prevalent adoption of Persuasive Technology in popular apps. The author argues that persuasive designs increase users' screen time and contribute to addictive behaviours with the empirical evidence. Furthermore, the study finds that some commonly used persuasive design principles such as reminders, personalisation, reduction, reward, suggestion and emotion motivators could have negative long term impacts on users in relation to time consumption, habit cultivation, decision-making and human-computer emotional interaction. Moreover, users' dilemma of no escape from persuasion in digital societies is discussed. HCI designers are urged to examine the ubiquitous persuasions without users' consent and acknowledgement.

The study collected 183 questionnaires of Chinese university students; it is a tiny sample compared with the target group population size of 40 million. More questionnaires need to be distributed to study the group. In addition, the in-depth interview participants' interview day screen time (mean value=7.1) is longer than their fill-in screen time (mean value=6). The data collection method needs to be improved to get more accurate screen times. The follow-up monitoring of this study lasted three consecutive weeks. To gain a deeper understanding of the long term impacts of Persuasive Technology on users, more interviewees need to be included, and monitoring studies need to be prolonged. Currently, only a few papers on the abusive application of Persuasive Technology, which in reality consumes the majority of young adults' leisure time; there might be more negative effects besides addiction behaviours.

ACKNOWLEDGMENTS

The author declares that there is no conflict of interest. I gratefully acknowledge the scholarship received from Erasmus+ and the Karl Engvers Foundation. Thanks for all the administration and academic support from KTH.

REFERENCES

- [1] Basel Mohamed Almourad, John McAlaney, Tiffany Skinner, Megan Pleva, and Raian Ali. 2020. Defining digital addiction: Key features from the literature. *Psihologija* 00 (2020), 17–17.
- [2] Daniel Berdichevsky and Erik Neuenschwander. 1999. Toward an ethics of persuasive technology. *Commun. ACM* 42, 5 (1999), 51–58.
- [3] CR Blease. 2015. 'Too many 'friends,' too few 'likes'? Evolutionary psychology and 'Facebook depression'. *Review of General Psychology* 19, 1 (2015), 1–13.
- [4] Gustav Borgefalk and Nick de Leon. 2019. The ethics of persuasive technologies in pervasive industry platforms: the need for a robust management and governance framework. In *International Conference on Persuasive Technology*. Springer, 156–167.
- [5] Deniz Cemiloglu, Mohammad Naiseh, Maris Catania, Harri Oinas-Kukkonen, and Raian Ali. 2021. The Fine Line between Persuasion and Digital Addiction. In *The 16th International Conference on Persuasive Technologies*. Springer.
- [6] J. H. Daniel. 2018. *Our letter to the APA*. Retrieved May 10, 2021 from <https://screentimenetwork.org/apa?eType=EmailBlastContent&eId=5026ccf8-74e2-4f10-bc0e-d83dc030c894>
- [7] Brian J Fogg. 2002. *Persuasive technology: using computers to change what we think and do*. Vol. 2002. ACM New York, NY, USA. 2 pages.
- [8] Brian J Fogg. 2009. A behavior model for persuasive design. In *Proceedings of the 4th international Conference on Persuasive Technology*. 1–7.
- [9] Timotheus Kampik, Juan Carlos Nieves, and Helena Lindgren. 2018. Coercion and deception in persuasive technologies. In *20th International Trust Workshop (co-located with AAMAS/IJCAI/ECAI/ICML 2018), Stockholm, Sweden, 14 July, 2018*. CEUR-WS, 38–49.
- [10] Tobias Nyström and Agnis Stibe. 2020. When Persuasive Technology Gets Dark?. In *European, Mediterranean, and Middle Eastern Conference on Information Systems*. Springer, 331–345.
- [11] Harri Oinas-Kukkonen and Marja Harjuma. 2009. Persuasive systems design: Key issues, process model, and system features. *Communications of the Association for Information Systems* 24, 1 (2009), 28.
- [12] Rita Orji and Karyn Moffatt. 2018. Persuasive technology for health and wellness: State-of-the-art and emerging trends. *Health informatics journal* 24, 1 (2018), 66–91.
- [13] Jilles Smids. 2012. The voluntariness of persuasive technology. In *International Conference on Persuasive Technology*. Springer, 123–132.
- [14] Michael L Waskom. 2021. Seaborn: statistical data visualization. *Journal of Open Source Software* 6, 60 (2021), 3021.
- [15] James Williams. 2018. *Stand out of our light: freedom and resistance in the attention economy*. Cambridge University Press.

A SURVEY RESULTS

The survey results with raw participant responses can be downloaded from the following link:
<http://doi.org/10.5281/zenodo.4934731>